



Easy selection
with a twist!



Suitable for the
food industry

The 4-fold intake manifold ST-163.1 for all easyfoam365+ injectors

- Material: stainless steel.
- There is no need for changeover times caused by constant changing of suction hoses for media (cleaning agents).
- Individually controllable inlet hose barbs. A noticeable locking system shows that the selected hose barb is optimally positioned and activated.
- 4 sets of dosing nozzles including plugs are supplied, through which the suction volume of the media can be set in suction mode.
- No twisting of the hoses: The control takes place via a twisting part with marking. If the marking is between 2 colored hose barbs, the passage is blocked.
- With various accessories, the ST-163 intake manifold can be mounted on the wall or on a trolley. An adapter for direct mounting on the ST-167 and ST-168 injectors is also available.



4 sets of dosing
nozzles included: The
plugs can also simply
be inserted into the
hose barbs.



Mounting
accessories
can be found
on the next
page.



Red selected

Deactivated

Intake manifold ST-163.1




Intake manifold for **easyfoam365+** injectors.
4 color-coded suction options. Control by turning
the rotating part. Including O-ring and 4 sets of
dosing nozzles

R+M Nr.	D
200 163 185	4 sets of dosing nozzles

Intake manifold ST-163.1

Intake manifold ST-163.1 accessories



Stainless steel wall bracket for intake manifold

R+M Nr.
040 004 013




Stainless steel hose barb for intake manifold. Also for mounting on the wall bracket

R+M Nr.
040 003 590

3 holes,
8.5 mm for
fastening

9 mm restrictions color-coded
(HACCP)



Coding

Twist to snap
into place

Easy to mount on the wall or on the trolley: The intake manifold can be attached to the wall bracket with the optionally available stainless steel hose barb.

Adapter for direct
connection



Directly connected with the adapter: The easyfoam365+ injectors ST-167 and ST-168 offer the option of direct connection.



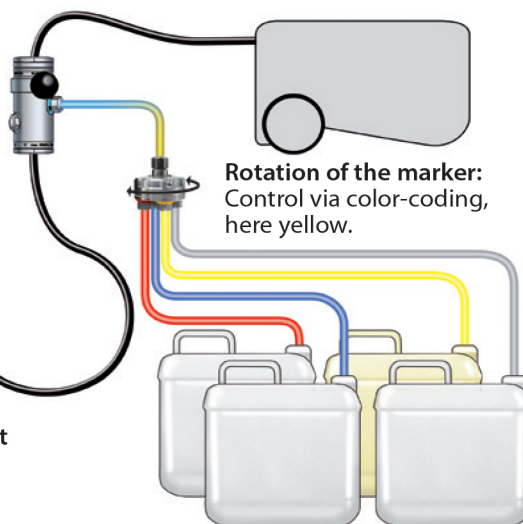
Stainless steel adapter for intake manifold. Incl. O-ring. For mounting on the easyfoam365+ injectors ST-167 / ST-168

R+M Nr.
200 163 186

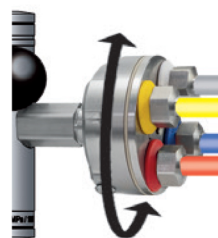
Sample application intake manifold:
Here the control for the chemical suction.
The intake manifold can be installed
horizontally, vertically and in any position.



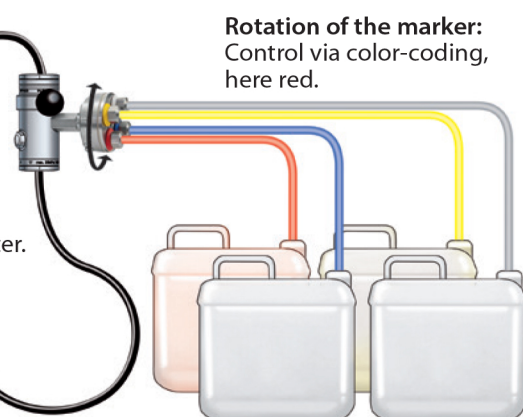
Thanks to the independent twisting part:
No twisting of the connected hoses



Rotation of the marker:
Control via color-coding,
here yellow.



Direct connection to ST-167/168:
Use 200 163 186 adapter.



Rotation of the marker:
Control via color-coding,
here red.



Flexible positioning: the combination can be used in all directions. Horizontal mounting is also possible.