INTERPUMP GROUP

GENERAL

INTERPUMP GROUP

SPARE PARTS CATALOGUE
CATALOGUE PIECES DETACHEES
ERSATZTEILKATALOG
CATALOGO DE REPUESTOS
CATALOGO RICAMBI



SPARE PARTS CATALOGUE
CATALOGUE PIECES DETACHEES
ERSATZTEILKATALOG
CATALOGO DE REPUESTOS
CATALOGO RICAMBI

COD. 32.0010.03 – 08/16 - REV.4

INTERPUMP GROUP - GENERAL PUMP

POMPE - PUMPS

MOD.	PAG.	MOD.	PAG.	MOD.	PAG.	MOD.	PAG.	MOD.	PAG.
E1B1611	33	E3B1021	59	T9961	19	W151	67	WS162	71
E1B1612	33	E3B1218	59	T9971	19	W154	39-45	WS1630	81
E1B1613	33-35	E3B1515	59	TS1011	75	W154HH	41	WS171	69
E1B1614	33	E3B1713	59	TS1021	75	W1550	91-96	WS201	69
E1B1807	33-35	E3B1911	59	TS1041	105	W16180	39-45	WS202	69
E1B1808	33-35	E3B2118	61	TS1311	75	W162	67	WS251	83
E1B1809	33	E3B2121	61	TS1321	77	W163	87	WS252	83
E1B1810	33-35	E3B2511	61	TS1331	75	W170	39-45	WS82	69
E1C1609	33-35	E3B2513	61	TS1351	85	W200	39-45	WS92	71
E1C1612	33-35	E3B2515	61	TS1371	19	W201	67	WW116	39-45
E1C1613	33	E3C1021	59	TS1491	19	W203	85	WW136	39-45
E1C1614	33	E3C1218	59	TS1511	75	W2030	89-95	WW141	17
E1C1808	33-35	E3C1515	59	TS1521	75	W2035	89	WW1508	3-5
E1C1810	33	E3C1713	59	TS1531	105	W204	39-45	WW1509	3
E1C1811	33	E3C2513	61	TS1621	77	W2141	89	WW1510	3-5
E1D1807	33	E3C2515	61	TS1711	75	W2525	89-95	WW1511	3-5
E1D1808	33-35	E3C2518	61	TS2011	75	W3018	89	WW1513	3-5-6
E1D1810	33-35	E3C2521	61	TS2021	75	W3021	89-95	WW156	39-45
E1D1811	33-35	E3E2517	61-63	TS821	75	W3025	89-95	WW161	17
E1D1813	33-35	E3E2520	61-63	TS921	77	W3521	93-97	WW176	39-45
E1D1814	33	E3E2813	61-63	TT1411	21	W3523	93	WW186	39-45
E1E1808	33-35-36	E3E2815	63-63	TT1508	3-6	W4	99-101	WW189	39
E1E1810	33	EH1413	23-25	TT1510	3-6	W4015	93-97	WW206	39-45
E1E1811	33-35-36	EH1416	23-25	TT1511	3-6	W4018	93	WW209	39-45
E1E1812	33-35-36	EH1708	9-11	TT1512	3-6	W4518	93	WW55	1-5
E1E1813	33-36	EH1710	9-11	TT1513	3-6	W5015	93-97	WW56	1-5
E1E1814	33	EH1711	9-11	TT1611	21	W5018	93	WW74	1-5
E1E2111	33-36	EH1713	9-11	TT551	1-5	W70	15	WW75	1-5
E1E3106	33-35	EH2009	23-25	TT561	1-5	W71	15	WW90	1-5
E1E3107	33	EH2011	23-25	TT741	1-5	W827	103	WW906	1-5-6
E1E3108	33	EL1403	23-25	TT751	1-5	W905	1-5	WW907	1-5-6
E1E3109	33	EL1411	23-25	TT901	1-5	W91	15	WW909	1-6
E1E3110	33	EL1510	9-11	TT9061	1-5-6	W912	69	WW93	1-5
E1E3111	33	EL1513	9-11	TT9071	1-5-6	W913	69	WW935	17
E1E3112	33	EL1707	9-11	TT9091	1-6	W914	69	WW94	1-5
E1E3113	33	EL1708	9-11	TT931	1-5	W916	69	WW944	17
E2B1618	53	EL1713	23-25	TT9351	21	W92	67	WW95	1-5
E2B1711	53-55	EL1714	23-25	TT941	1-5	W921	69	WW960	39-46
E2B1712	53-55	EL2002	23-25	TT9441	21	W922	69	WW961	39-46
E2B1713	53-55	EL2007	23-25	TT951	1-5	W928	79	WW962	39-46
E2B2008	51-55	EL2009	23-25	UH1708	9-11-12	W950	39-45	WW963	43-46
E2B2010	51-55	T1011	73	UH1710	9	W951	39-45	WW964	43-45-46
E2B2014	53-55	T1209	3-5	UH1711	9-11-12	W952	39-45	WW965	43-45-46
E2B2042	53	T1212	3-5	UH1712	9-11-12	W953	39-45		
E2B2808	51-55	T1311	73	UH1713	9-12	W954	39-45		
E2C1713	53-55	T1321	73	UH2008	23-26	W955	39-45		
E2C1714	53-55	T1508	3-5	UH2011	23-26	W956	39-45		
E2C1715	53-55	T1511	73	UH2013	23-26	W957	39-45		
E2C2016	53	T1621	73	UH2014	23-26	W958	39-45		
E2C2109	51-55	T1631	87	UH2016	23-26	W959	39-45		
E2C2111	51-55	T1750	89	UL1413	23-25	W97	39-45		
E2C2112	51	T2011	73	UL1509	9-11	W98	15		
E2C2809	51	T2031	85	UL1512	9-11-12	W99	15		
E2D2010	51-55	T2040	89	UL1708	9-11	W995	15		
E2D2011	51-55	T2530	89-95	UL1710	9	W996	15		
E2D2013	51-55	T2535	89	UL1715	23-25	W997	15		
E2D2015	51-55	T2830	89-95	UL1716	23-27	WK12	119		
E2D2016	51-55	T3025	89-95	UL2009	23-25	WK15	119		
E2D2810	51-55	T3031	89	UL2011	23-25	WK155	115		
E2D2811	51-55	T4018	93-97	W100100H	111	WK159	119		
E2D2812	51-55	T41	99-101	W101	67	WK355	127		
E2D2813	51-55	T5015	93	W103	107	WK525	123		
E2E2108	51-56	T5018	93-97	W103CW	109	WK530	123		
E2E2111	51-56	T701	19	W112	39-45	WK6	115		
E2E2113	51-56	T711	19	W12070H	111	WK8	115		
E2E2114	51-56	T8271	103	W1208	3-5	WS101	69		
E2E2116	51-56	T9051	1-5	W1210	3-5	WS102	69		
E2E2808	51-56	T911	19	W124	39-45	WS104	105		
E2E2810	51-56	T9121	75	W130	39-45	WS131	69		
E2E2811	51-56	T9131	75	W130HH	41	WS132	71		
E2E2812	51-56	T9161	75	W131	67	WS133	69		
E2E2813	51-56	T921	73	W132	67	WS135	85		
E2E2815	51-56	T9211	75	W140	39-45	WS137	15		
E3A1515	59	T9281	79	W140HH	41	WS149	15		
E3A1713	59	T981	19	W14200	39-45	WS151	69		
E3A2113	61	T991	19	W150	39-45	WS152	69		
E3A2115	61	T9951	19	W1507	3-5	WS153	105		

INTERPUMP GROUP - GENERAL PUMP

POMPE SPECIALI - SPECIAL PUMPS

MOD.	PAG.	MOD.	PAG.	MOD.	PAG.	MOD.	PAG.
SS Series		SSE1413	137-139	***HT Series***		***AGRI Series***	
SS1B1505	133	SSE1414	137-139	HT4715	161	AB100	259
SS1B1507	133	SSE1505	137-139	HT4718	161	AB110	259
SS1B1509	133	SSE1507	137-139	HT4721	161	AB120	259
SS1B1511	133	SSE1509	137-139	HT4723	161	AB140	259
SS1B1513	133	SSE1518	131	HT6004	163	AB150	259
SS1B1514	133	SSE2013	131	HT6007	163	AB180	259
SS1C1509	133	SSE2015	131	HT6008	163	AB80	259
SS1C1511	133	SSE2021	131	HT6628	167-169	AB90	259
SS1C1513	133	SSE2025	141-143	HT6635	167	T12	249
SS1C1515	133	SSE2030	141-143	HT6639	167	T33	253
SS3B2015	135	SSE2035	141	HT6646	167	T44	255-257
SS3B2018	135	SSE2041	141	HT6968	171	T55	255-257
SS3B2021	135	SSU1413	137	HT7095H	173	***CAR WASH Series***	
SS3B2030	135	SSU1415	137	HT71150	177	C2W2011	181
SS3C2015	135	SSU1509	137	HTS6311	165	C2W2012	181
SS3C2018	135	SSU1511	137	HTS6313	165	C2W2013	181
SS3C2021	135	SSU1521	131	HTS6315	165	C3W2013	183
SS7030	145	SSU2015	131	***MISTING Series***		C3W2015	183
SS7037	145	SSU2018	131	FE5101	185-187	C3W2021	183
SS7045	145	SSU2030	141-143	FE5102	185-187		
SS7061H	149	SSU2035	141	FE5104	185-187		
SS7070H	149	SSU2040	141	FE5106	185-187		
SS7091H	149	SSU2050	141	FE5108	185-187		
SS71106	153			FE6004	189-191		
SS71153	157			FE6006	189-191		
SS71170	157			FE6008	189-191		
SS7193	153			FE6010	189-191		
SSE1411	137-139			FE6012	189-191		

INTERPUMP GROUP

MOTOPOMPE - MOTORPUMPS
IDROPULITRICI - HIGH PRESSURE CLEANERS

ACCESSORI
ACCESSORIES

MOD.	PAG.	MOD.	PAG.	MOD.	PAG.	MOD.	PAG.
TURBO Series		***BLUETIME Series***		***GREENJET Series***		KR	278
TURBO 8/70	193	BLUETIME BT10	233	GREENJET GX10	233	KRT	279
TURBO 8/90	197	BLUETIME BT11	233	GREENJET GX11	233	LANCE STANDARD	287
TURBO 10/100	195	BLUETIME BT22	233	GREENJET GX22	233	LANCIA DOPPIA	286
TURBO 11/120	199	BLUETIME BT24	233	GREENJET GX24	233	M.PTO	294
TURBO 11/50	193	BLUETIME BT26	233	GREENJET GX26	233	MULTIREG 99	290
TURBO 11/70	197	***BOXJET Series***		**ACCESSORI-ACCESSORIES**		P10	283
TURBO 13/90	199	BOXJET 8/70	213	ACCUMULATORE	292	P11	283
TURBO 15	195	BOXJET 8/90	213	ATTACCO RAPIDO	293	P3	282
TURBO 19	195	BOXJET 11/50	213	AVVOLGITUBO T-TX-IPX-TSX	307	P3X	282
TURBO 21	195	BOXJET TURBO 15	215	AVVOLGITUBO TX300-TX500	307	P560	284
TURBO 22	195	BOXJET TURBO 19	215	BH210	268	P560 CON SPALLIERA	285
M Series		BOXJET TURBO 21	215	BKX600	266	P6	299
M 10-130	205	***CLEANMATIC Series***		BRUSHKIT	297	P7	299
M 12-100	205	CLEANMATIC CL10	233	CARRELLO IP	305	PIMATIC	283
M 12-140	209	CLEANMATIC CL11	233	CARRELLO IPX	303	QUICK LANCE	286
M 13-180	209	CLEANMATIC CL22	233	CARRELLO TSX	304	RE44	295
M 14-120	209	CLEANMATIC CL24	233	CARRELLO T-TX	303	RMAX 750	289
M 15-150	209	CLEANMATIC CL26	233	CARRELLO TX300	306	ROBOKIM	287
M 17-130	209	***FLASH Series***		CARRELLO TX500	306	ROTOCLEANKIT	300
M 951	205	FLASH F122	229	CHEMKIT	300	ROTOMAX	288
M 954	205	FLASH F124	229	CONTROL SET W1	274	ROTOMAX 400	289
M 957	205	FLASH X117S	229	CONTROL SET W1L	275	ROTOTEK	290
M 960	209	FLASH X161	229	CONTROL SET W2	276	RS151	295
M 961	209	FLASH X220S	229	CONTROL SET W2L	276	RS500	296
MISTING Series		FLASH X230	229	CONTROL SET W3	277	RS500H	296
M51012	243	FLASH X240S	229	FILTRO	292	RS99	294
M51012F	237	***FORMULA Series***		FOAMER	297	S3	281
M51022	243	FORMULA F122	221	FOAMKIT	297	SANDKIT	298
M51022F	237	FORMULA F124	221	GIUNTI ELASTICI	301-302	SIMPLEX 3	293
M51042	245	FORMULA X117S	221	H253	269	SPEEDMATIC	291
M51042F	239	FORMULA X161	221	H253SS	272	SR	281
M51062	245	FORMULA X220S	221	H284	270	STOPMATIC	291
M51062F	239	FORMULA X230	221	H450	271	SX1	280
M60082	247	FORMULA X240S	221	H560	273	TESTINA SABBIANTE	292
M60082F	241	***GONG Series***		HM	267	TIMAX	280
BIG BANG Series		GONG F122	225	HX	267	TIMAX100	280
BIG BANG F122	217	GONG F124	225	HXM	267	TX LANCE	287
BIG BANG F124	217	GONG X117S	225	K1	261	VARIOJET	300
BIG BANG X117S	217	GONG X161	225	K1-2	262	VARIOJETKIT	300
BIG BANG X161	217	GONG X220S	225	K1-3	262	VARIOPRESS	288
BIG BANG X220S	217	GONG X230	225	K3	263	ZTXBRUSH	297
BIG BANG X230	217	GONG X240S	225	K5	263	ZTXFOAM	297
BIG BANG X240S				K7	264	ZTXSAND	298
				K9	265	ZUREG 3	288

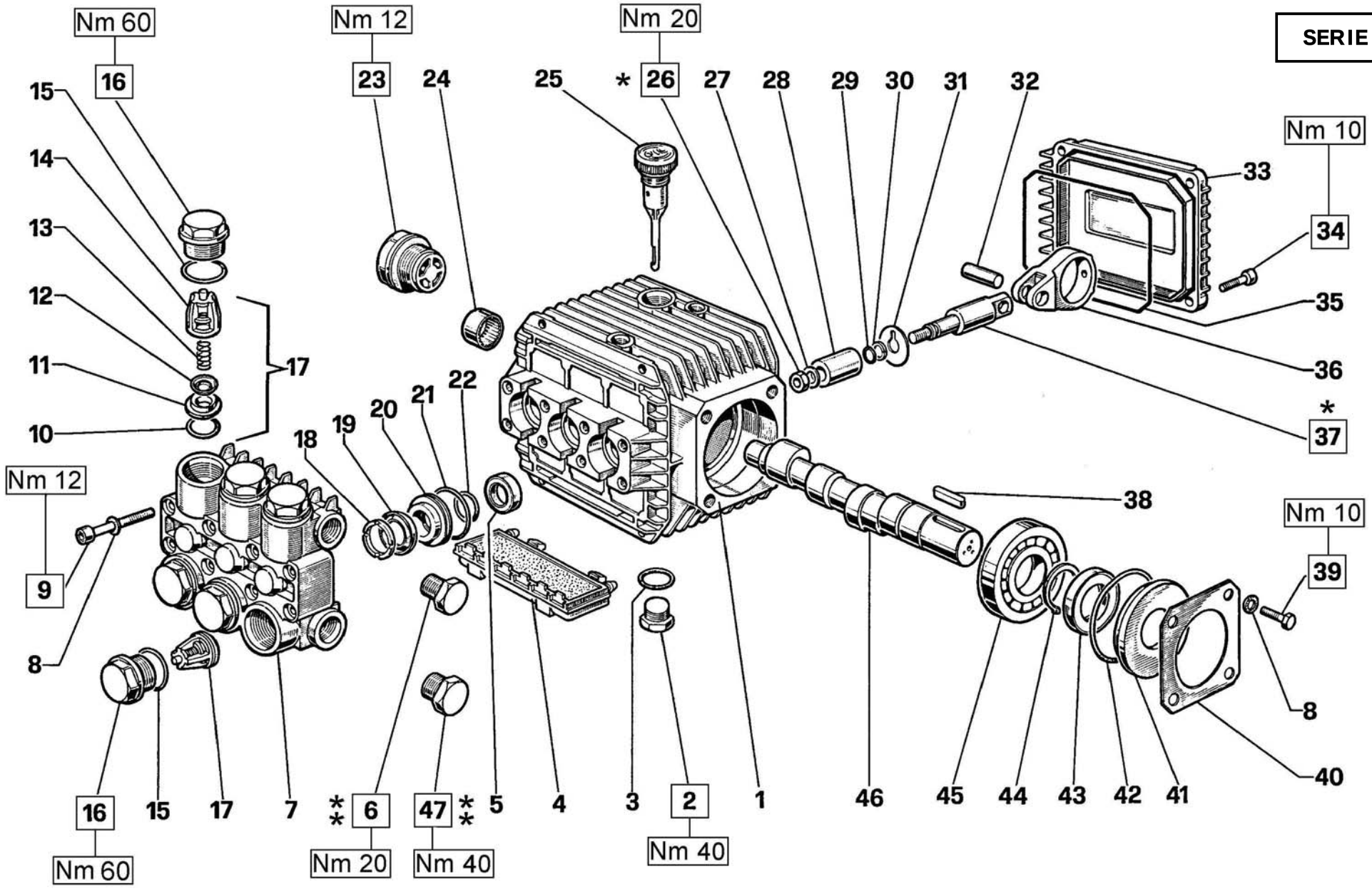

* Fissare con Loctite 270 col. VERDE
* Affix with Loctite 270 col. GREEN
* Fixer avec de la Loctite 270 couleur VERT
* Mit Loctite 270 GRÜN befestigen
* Fijar con Loctite 270 col. VERDE
* Fixar com Loctite 270 cor. VERDE

** Fissare con Loctite 542 col. ROSSO
** Affix with Loctite 542 col. RED
** Fixer avec de la Loctite 542 couleur ROUGE
** Mit Loctite 542 ROT befestigen
** Fijar con Loctite 542 col. ROJO
** Fixar com Loctite 542 cor. VERMELHA

DIS. COD. 51.9541.00

WW55 - WW56 - WW74 - WW75 - WW90 - WW93
WW94 - WW95 - TT551 - TT561 - TT741 - TT751
TT901 - TT931 - TT941 - TT951 - W905 - WW906
WW907 - T9051 - TT9061 - TT9071 - WW909 - TT9091

KIT RICAMBI – SPARE KITS

KIT Nr.	KIT 1	KIT 83	KIT 84	PISTONE - PISTON D. 15 KIT 86	KIT 96	KIT 97
Posizioni incluse Positions included	10 - 11 12 - 13 14 (17)	5	15 - 16	20 - 21 22	18 - 19 20 - 21 22	18 - 19 21 - 22
Nr. Pcs.	6	3	6	3	1	3

POS	COD.	DESCRIZIONE – DESCRIPTION - KIT	NR
1	51.0106.22	Carter pompa	1
2	98.2100.50	Tappo G 3/8”x13 TE22 Zinc.	1
3	90.3833.00	OR D. 13.95x2.62 NBR SH. 703056	2
4	51.2090.51	Protezione	1
5	90.1565.00	Anello rad. D. 15.0x24.0x5.0 83	3
6	98.2041.00	Tappo G 1/4”x9	2
7	51.1200.41 51.1200.22	Testata D. 15 Testata D. 15 - NICKEL	1
8	96.6938.00	Rondella D. 6.4x10.0x0.7	8
9	99.1943.00	Vite M6x40 UNI 5931	8
10	90.3841.00	OR D. 17.13x2.62 NBR SH. 70 3068 1	6
11	36.2003.66	Sede valvola 1	6
12	36.2001.76	Valvola sferica 1	6
13	94.7376.00	Molla Dm. 9.4x14.8 1	6
14	36.2002.51	Guida valvola 1	6
15	90.3847.00	OR D. 20.24x2.62 NBR SH. 70 3081 84	6
16	98.2218.00	Tappo M24x1.5x11 84	6
17	36.7032.01	Gr. valvola aspiraz./mandata 1	6
18	51.1000.51	Anello di testa D. 15 96-97	3
19	90.2620.00	Anello ten. alt. D. 15x25x5/3.1 96-97	3
20	51.0800.70	Anello di fondo D. 15 86-96	3
21	90.3604.00	OR D. 25.12x1.78 NBR SH. 70 2100 86-96-97	3

POS	COD.	DESCRIZIONE – DESCRIPTION - KIT	NR
22	90.3835.00	OR D. 15.08x2.62 NBR SH. 70 119 86-96-97	3
23	97.5968.00	Spia livello olio	1
24	91.8014.00	Boccola a rullini	1
25	98.2103.00	Tappo carico olio	1
26	92.2216.00	Dado M8x13x5 – INOX	3
27	44.2115.70	Rosetta D. 8 con collare	3
28	51.0400.09	Pistone D. 15x25	3
29	90.3573.00	OR D. 5.28x1.78 NBR SH. 70 2021	3
30	90.5022.00	Anello antiest. D. 6.2x9.0x1.5	3
31	96.7070.00	Rosetta D. 9.0x23.0x0.5	3
32	97.7310.00	Spinotto D. 8x24.5	3
33	51.1600.22	Coperchio posteriore	1
34	99.1867.00	Vite M6x18 UNI 5931	4
35	90.3917.00	OR D. 88.57x2.62 NBR SH. 70 3350	1
36	51.0300.22	Biella	3
37	51.0500.56	Guida pistone	3
38	91.4877.00	Linguetta 8x7x25 UNI 6604	1
39	99.1807.00	Vite M6x10 UNI 5937	4
40	50.1500.74	Coperchio carter	1
41	50.2115.51	Distanziale	1
42	90.4097.00	OR D. 55.56x3.53 NBR SH. 70 159	1

POS	COD.	DESCRIZIONE – DESCRIPTION - KIT	NR
43	90.1634.00	Anello rad. D. 25.0x42.0x7.0	1
44	90.0635.00	Anello d’arresto A25	1
45	91.8328.00	Cuscinetto a sfere	1
46	51.0217.65 51.0204.65 51.0200.65 51.0201.65	Albero ecc. C.7.2 - WW95 TT951 Albero ecc. C.9.4 - WW94 TT941 Albero ecc. C.6 - WW55 WW74 WW90 TT551 TT741 TT901 Albero ecc. C.8 - WW56 WW75 WW93 TT561 TT751 TT931	1
47	98.2100.00	Tappo G 3/8”x13	1

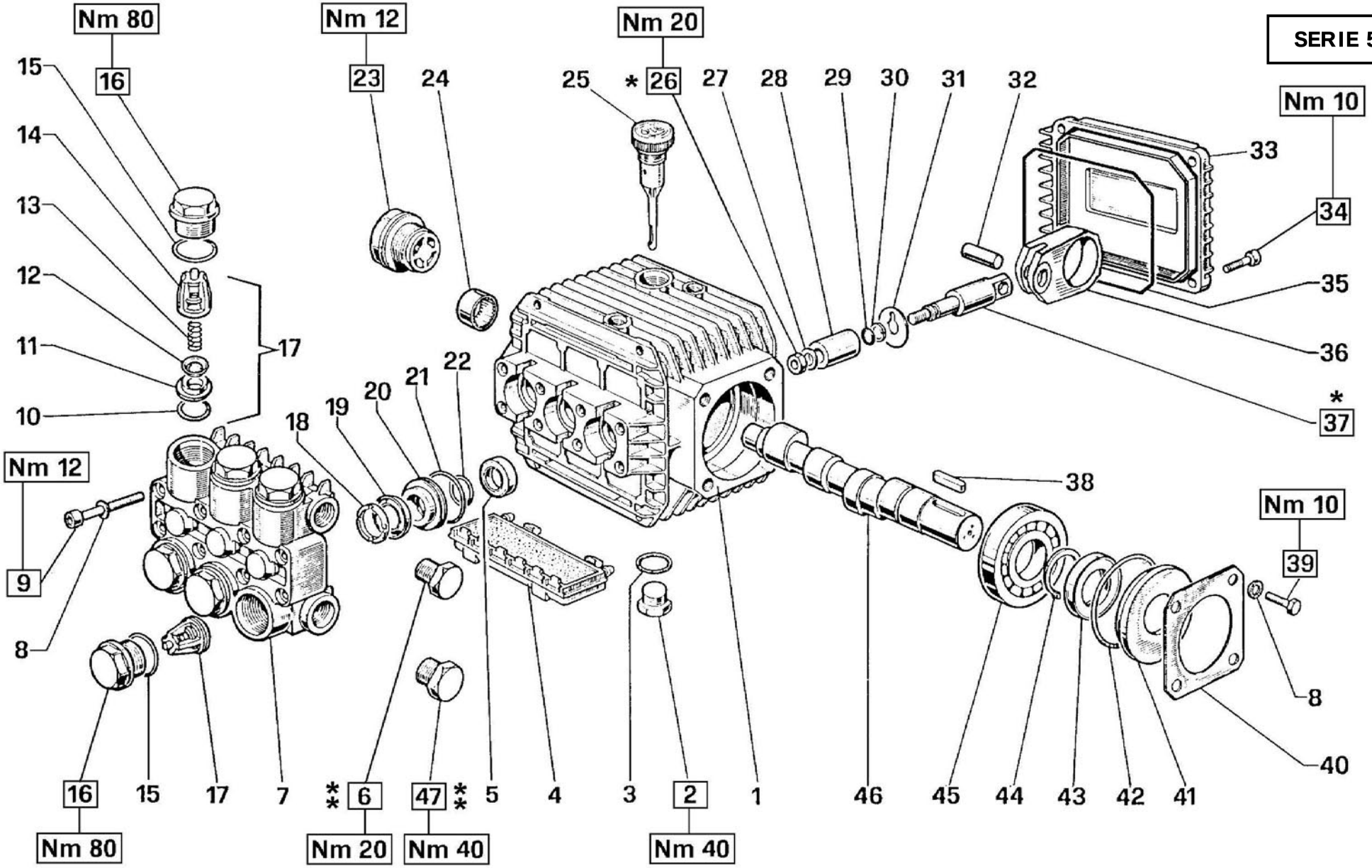

* Fissare con Loctite 270 col. VERDE
* Affix with Loctite 270 col. GREEN
* Fixer avec de la Loctite 270 couleur VERT
* Mit Loctite 270 GRÜN befestigen
* Fijar con Loctite 270 col. VERDE
* Fixar com Loctite 270 cor. VERDE

** Fissare con Loctite 542 col. ROSSO
** Affix with Loctite 542 col. RED
** Fixer avec de la Loctite 542 couleur ROUGE
** Mit Loctite 542 ROT befestigen
** Fijar con Loctite 542 col. ROJO
** Fixar com Loctite 542 cor. VERMELHA

DIS. COD. 51.9557.00

W1507 - WW1508 - WW1509 - WW1510 - WW1511
WW1513 - W1208 - W1210 - T1508 - TT1508
TT1510 - TT1511 - TT1512 - TT1513 - T1209 - T1212

KIT RICAMBI – SPARE KITS

KIT Nr.	KIT 83	KIT 123	KIT 157	PISTONE - PISTON D.15 KIT 86	KIT 96	KIT 97	PISTONE - PISTON D.18 KIT 139	KIT 140	KIT 141
Posizioni incluse Positions included	5	10 – 11 12 – 13 14 (17)	15 - 16	20 - 21 22	18 – 19 20 – 21 22	18 – 19 21 - 22	20 - 21 22	18 – 19 20 – 21 22	18 – 19 21 – 22
Nr. Pcs.	3	6	6	3	1	3	3	1	3

PISTONE - PISTON D. 15	PISTONE - PISTON D. 18
W1507 - WW1508 - WW1509 - WW1510 WW1511 - WW1513 -T1508 - TT1508 TT1510 - TT1511 - TT1512 - TT1513	W1208 - W1210 T1209 - T1212

POS	COD.	DESCRIZIONE – DESCRIPTION - KIT	NR
1	51.0106.22	Carter pompa	1
2	98.2100.50	Tappo G 3/8”x13 TE Zinc.	1
3	90.3833.00	OR D. 13.95x2.62 NBR SH. 70 3056	2
4	51.2090.51	Protezione	1
5	90.1565.00	Anello rad. D. 15.0x24.0x5.0 83	3
6	98.2041.00	Tappo G 1/4”x9	2
7	51.1200.41 51.1204.41	Testata D. 15 Testata D. 18	1
8	96.6938.00	Rondella D. 6.4x10.0x0.7	8
9	99.1943.00	Vite M6x40 UNI 5931	8
10	90.3841.00	OR D. 17.13x2.62 NBR SH. 70 3068 123	6
11	36.2003.66	Sede valvola 123	6
12	36.2001.76	Valvola sferica 123	6
13	94.7376.00	Molla Dm. 9.4x14.8 123	6
14	36.2025.51	Guida valvola 123	6
15	90.3847.00	OR D. 20.24x2.62 NBR SH. 70 3081 157	6
16	98.2216.00	Tappo M24x1.5x11.2 157	6
17	36.7115.01	Gr. valvola aspiraz. / mandata 123	6
18	51.1000.51 51.1001.51	Anello di testa D. 15 96-97 Anello di testa D. 18 140-141	3
19	90.2620.00 90.2681.00	Anello ten. alt. D. 15x25x5/3.1 96-97 Anello ten. alt. D. 18x26x5/3 140-141	3
20	51.0800.70 51.0803.70	Anello di fondo D. 15 86-96 Anello di fondo D. 18 139-140	3 3
21	90.3604.00	OR D. 25.12x1.78 NBR SH. 70 2100 86-96-97-139-140-141	3
22	90.3835.00 90.3843.00	OR D. 15.08x2.62 NBR SH. 70 119 86-96-97 OR D. 17.86x2.62 NBR SH. 70 123 139-140-141	3
23	97.5968.00	Spia livello olio	1
24	91.8014.00	Boccola a rullini	1
25	98.2103.00	Tappo carico olio	1
26	92.2216.00	Dado M8x13x5 – INOX	3
27	44.2115.70	Rosetta D. 8 con collare	3
28	51.0400.09 51.0401.09	Pistone D. 15x25 Pistone D. 18x25	3
29	90.3573.00	OR D. 5.28x1.78 NBR SH. 70 2021	3
30	90.5022.00	Anello antiest. D. 6.2x9.0x1.5	3
31	96.7070.00	Rosetta D. 9.0x23.0x0.5	3
32	97.7310.00	Spinotto D. 8x24.5	3
33	51.1600.22	Coperchio posteriore	1
34	99.1867.00	Vite M6x18 UNI 5931	4
35	90.3917.00	OR D. 88.57x2.62 NBR SH. 70 3350	1
36	51.0301.22	Biella	3
37	51.0500.56	Guida pistone	3
38	91.4877.00	Linguetta 8x7x25 UNI 6604	1
39	99.1807.00	Vite M6x10 UNI 5937	4
40	50.1500.74	Coperchio carter	1
41	50.2115.51	Distanziale	1
42	90.4097.00	OR D. 55.56x3.53 NBR SH. 70 159	1
43	90.1634.00	Anello rad. D. 25.0x42.0x7.0	1
44	90.0635.00	Anello d’arresto A25	1
45	91.8328.00	Cuscinetto a sfere	1
46	51.0217.65 51.0204.65 51.0200.65 51.0201.65 51.0206.65 51.0224.65	Albero ecc. C.7.2 - W1208 WW1510 T1209 TT1512 Albero ecc. C.9.4 - W1210 W1507 WW1513 T1212 T1508 Albero ecc. C.6 - WW1508 TT1510 Albero ecc. C.8 - WW1511 TT1513 Albero ecc. C.6.6 - WW1509 TT1511 Albero ecc. C.5 - TT1508	1
47	98.2100.00	Tappo G 3/8”x13	1

VERSION A (for electric motors NEMA 56 C)

W905 - WW906 - WW907 - T9051 - TT9061
TT9071 - T1209 - T1212 - T1508

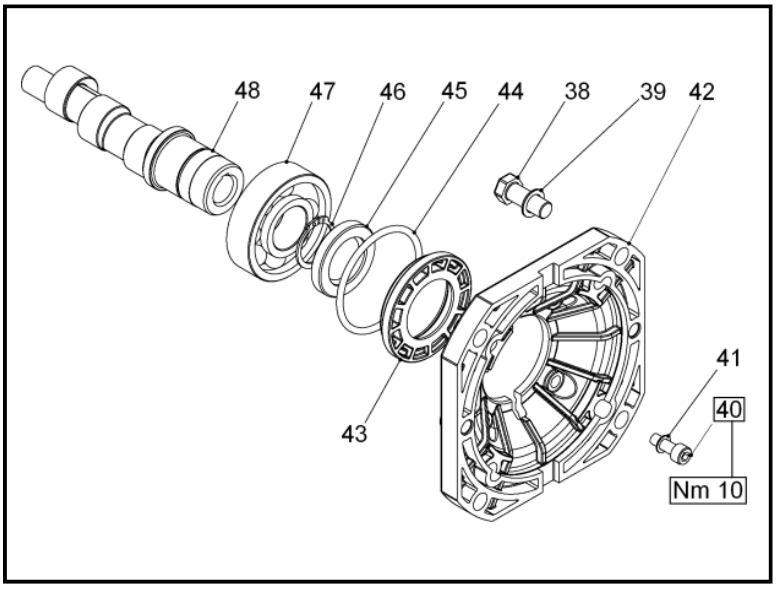

POS	COD.	DESCRIZIONE - DESCRIPTION	NR
38	99.3345.00	Vite 3/8”x16	4
39	96.7104.00	Rosetta D. 10,5x16.0x1.0	4
40	99.1867.00	Vite M6x18 UNI 5931	4
41	96.6938.00	Rosetta D. 6.4x10.0x0.7	4
42	10.0344.22	Flangia per motore elettrico	1
43	50.2115.51	Distanziale	1
44	90.4097.00	OR D. 55.56x3.53 NBR SH. 70 159	1
45	90.1644.00	Anello rad. D. 30.0x42.0x7.0	1
46	90.0667.00	Anello d’arresto A30	1
47	91.8373.00	Cuscinetto a sfere	1
48	51.0208.65 51.0209.65 51.0215.65 51.0225.65	Albero ecc. C.5 – WW906 TT9061 Albero ecc. C.6.6 – WW907 TT9071 Albero ecc. C.9.4 – W905 T9051 T1212 T1508 Albero ecc. C.7.2 – T1209	1

DIS. COD. 51.9517.00

SERIE 51

VERSION B (for electric motors IEC 90 B14)

WW55 - WW56 - WW74 - WW75 - WW90 - WW93
WW94 - WW95 - W1208 - W1210 - W1507
WW1508 - WW1510 - WW1511 - WW1513 - TT551
TT561 - TT741 - TT751 - TT901 - TT931 - TT941
TT951

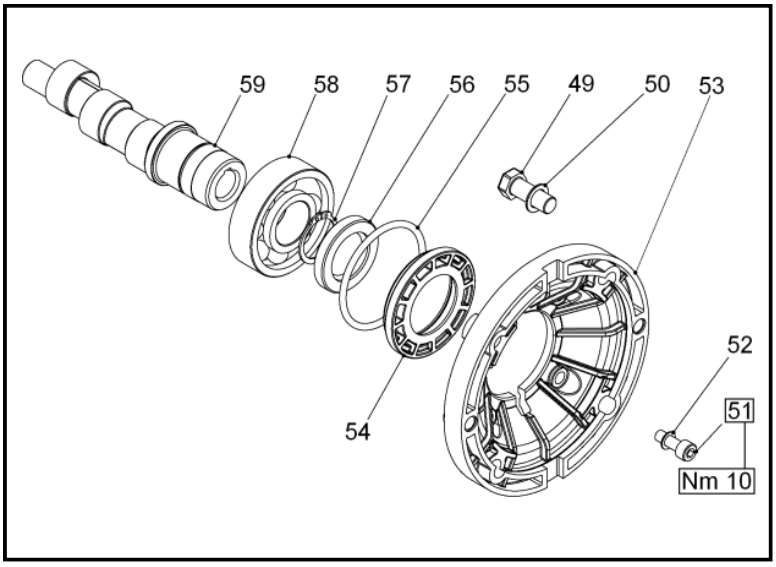

POS	COD.	DESCRIZIONE - DESCRIPTION	NR
49	99.3067.00	Vite M8x25 UNI 5739	4
50	96.7014.00	Rosetta D. 8.4x13.0x0.8	4
51	99.1867.00	Vite M6x18 UNI 5931	4
52	96.6938.00	Rosetta D. 6.4x10.0x0.7	4
53	10.0345.22	Flangia per motore elettrico	1
54	50.2115.51	Distanziale	1
55	90.4097.00	OR D. 55.56x3.53 NBR SH. 70 159	1
56	90.1644.00	Anello rad. D. 30.0x42.0x7.0	1
57	90.0667.00	Anello d’arresto A30	1
58	91.8373.00	Cuscinetto a sfere	1
59	51.0212.65 51.0213.65 51.0214.65 51.0216.65	Albero ecc. C.6 – WW55 WW74 WW90 TT551 TT741 TT901 WW1508 Albero ecc. C.8 – WW56 WW75 WW93 TT561 TT751 TT931 WW1511 Albero ecc. C.9.4 – WW94 TT941 W1210 W1507 WW1513 Albero ecc. C.7.2– WW95 TT951 W1208 WW1510	1

DIS. COD. 51.9518.00

SERIE 51

VERSION C (for gasoline engines SAE J 609 type A ext.3)

WW906 - WW907 - WW909 - TT9061 - TT9071 TT9091 - TT1508 - TT1510 - TT1511 - TT1512 TT1513

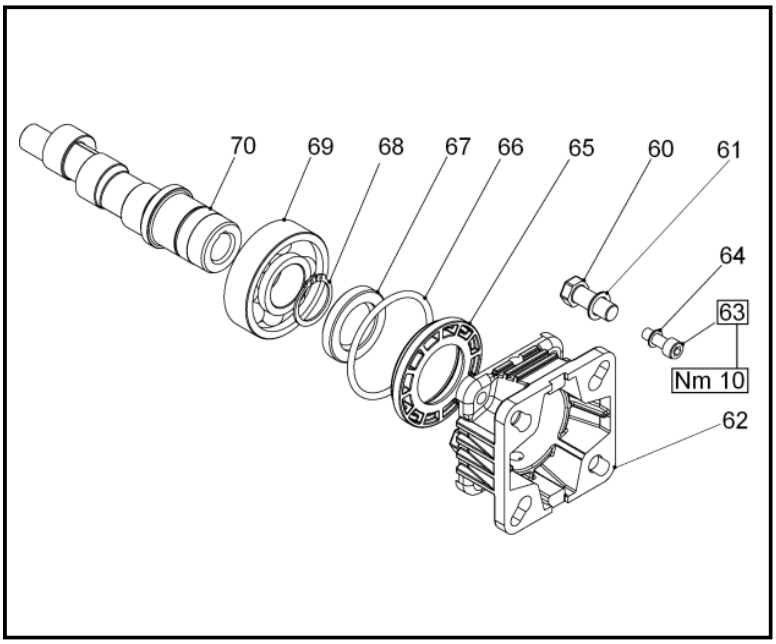

POS	COD.	DESCRIZIONE - DESCRIPTION	NR
60	99.2730.00	Vite 5/16”x3/4”x24	4
61	96.7014.00	Rosetta D. 8.4x13.0x0.8	4
62	10.0346.22	Flangia per motore a scoppio	1
63	99.1867.00	Vite M6x18 UNI 5931	4
64	96.6938.00	Rosetta D. 6.4x10.0x0.7	4
65	50.2115.51	Distanziale	1
66	90.4097.00	OR D. 55.56x3.53 NBR SH. 70 159	1
67	90.1644.00	Anello rad. D. 30.0x42.0x7.0	1
68	90.0667.00	Anello d’arresto A30	1
69	91.8373.00	Cuscinetto a sfere	1
70	51.0210.65 51.0211.65 51.0218.65 51.0223.65 51.0221.65	Albero ecc. C.5 - WW906 TT9061 TT1508 Albero ecc. C.6.6 - WW907 TT9071 TT1511 Albero ecc. C.8 - WW909 TT9091 TT1513 Albero ecc. C.6 - TT1510 Albero ecc. C.7.2 - TT1512	1

DIS. COD. 51.9519.00

SERIE 51

VERSION I (for hydraulic motors SAE J 744 type A – 5/8”)

WW1513

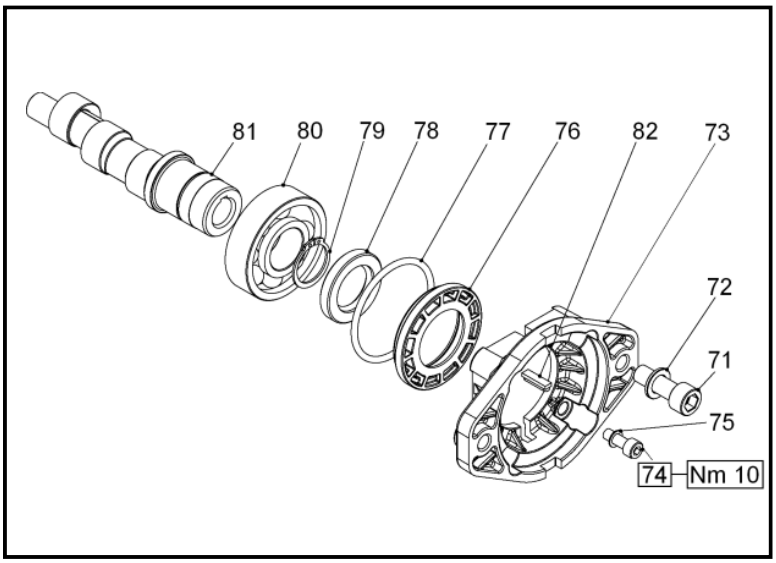

POS	COD.	DESCRIZIONE - DESCRIPTION	NR
71	99.3686.00	Vite M10x30 UNI 5931	2
72	96.7103.00	Rosetta D. 10.5x18.0x2.0	2
73	10.0763.22	Flangia per motore idraulico	1
74	99.1867.00	Vite M 6x18 UNI 5931	4
75	96.6938.00	Rosetta D. 6.4x10.0x0.7	4
76	50.2115.51	Distanziale	1
77	90.4097.00	OR D. 55.56x3.53 NBR SH. 70 159	1
78	90.1644.00	Anello rad. D. 30.0x42.0x7.0	1
79	90.0667.00	Anello d’arresto A30	1
80	91.8373.00	Cuscinetto a sfere	1
81	51.0215.65	Albero ecc. C.9.4 – WW1513	1
82	91.4685.00	Linguetta 4/4.8x18	1

DIS. COD. 51.9585.00

SERIE 51

VH VERSION

VERSIONE CON VALVOLA DI REGOLAZIONE AUT. - VERSION WITH BUILT-IN AUT. UNLOADER
VERSION AVEC RÉGULATEUR AUT. DE PRESSION INCORPORÉ
AUSFÜHRUNG MIT EINGEBAUTEM AUT. DRUCKREGULIERVENTIL
VERSIÓN CON REGULADOR AUT. DE PRESIÓN INCORPORADO - VERSÃO COM VÁLVULA DO REGULAMENTO AUT

SERIE 51

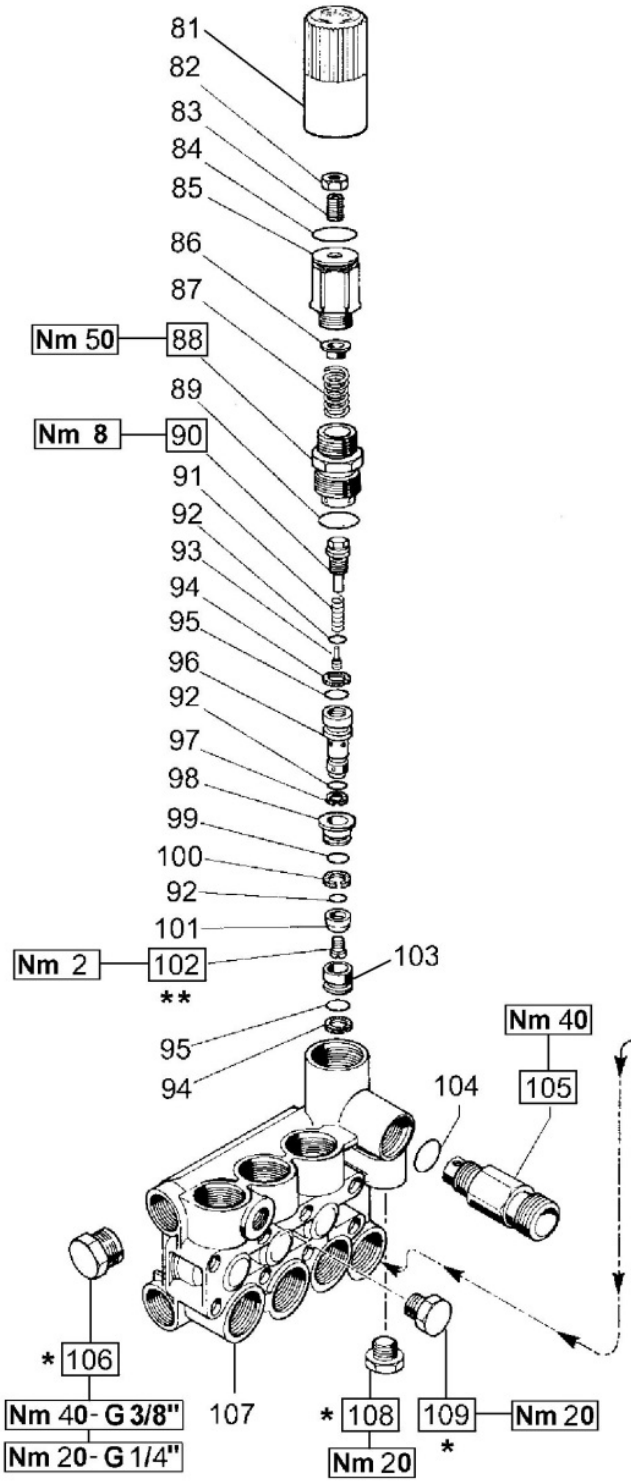

OPTIONALS

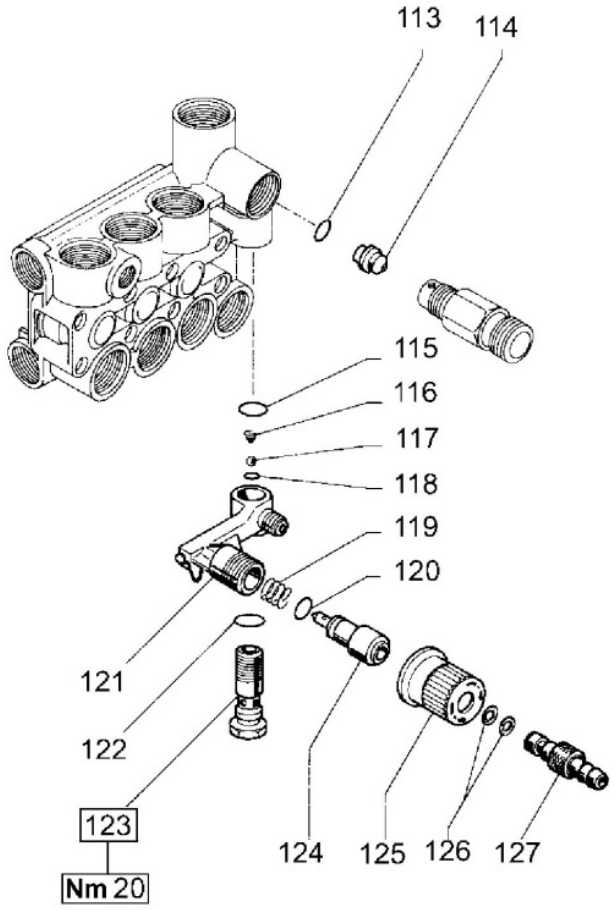

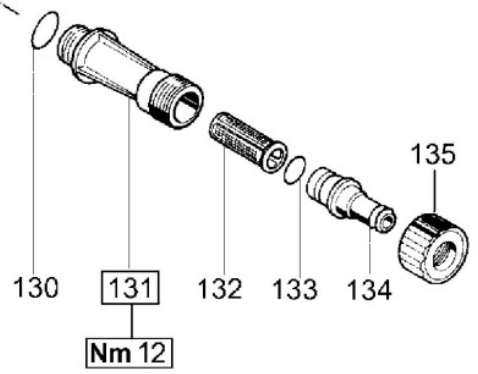

*** Fissare con Loctite 542 col. ROSSO**
*** Affix with Loctite 542 col. RED**
*** Fixer avec de la Loctite 542 couleur ROUGE**
*** Mit Loctite 542 ROT befestigen**
*** Fijar con Loctite 542 col. ROJO**
*** Fixar com Loctite 542 cor. VERMELHA**

**** Fissare con Loctite 270 col. VERDE**
**** Affix with Loctite 270 col. GREEN**
**** Fixer avec de la Loctite 270 couleur VERT**
**** Mit Loctite 270 GRÜN befestigen**
**** Fijar con Loctite 270 col. VERDE**
**** Fixar com Loctite 270 cor. VERDE**

DIS. COD. 51.9571.00

VH VERSION

VERSIONE CON VALVOLA DI REGOLAZIONE AUT. - VERSION WITH BUILT-IN AUT. UNLOADER
VERSION AVEC RÉGULATEUR AUT. DE PRESSION INCORPORÉ
AUSFÜHRUNG MIT EINGEBAUTEM AUT. DRUCKREGULIERVENTIL
VERSIÓN CON REGULADOR AUT. DE PRESIÓN INCORPORADO - VERSÃO COM VÁLVULA DO REGULAMENTO AUT.

POS	COD.	DESCRIZIONE – DESCRIPTION - KIT		NR
81	36.3187.51	Pomolo		1
82	92.2218.00	Dado M8x13 UNI 5589		1
83	99.3054.00	Vite M8x20 UNI 5923		1
84	90.3598.00	OR D. 20.35x1.78 NBR SH. 70 2081		1
85	36.3185.70	Registro pressione		1
86	36.3169.70	Piattello molla		1
87	94.7436.00	Molla Dm. 15.0x35.0		1
88	36.3184.70	Boccola di guida	102	1
89	90.3847.00	OR D. 20.24x2.62 NBR SH. 90 3081	102	1
90	36.3188.70	Fine corsa	102	1
91	94.7332.00	Molla Dm. 6.1x19.0	102	1
92	90.3575.00	OR D. 6.75x1.78 NBR SH. 70 106	102	3
93	36.3331.51	Otturatore	102	1
94	90.5065.00	Anello antiest. D. 10.6x15.0x2.0	102	2
95	90.3822.00	OR D. 9.92x2.62 NBR SH. 70 112	102	2
96	36.3189.70	Pistoncino di comando	102	1
97	90.5025.00	Anello antiest. D. 7.0x10.0x1.5	102	1
98	36.3165.70	Guida valvola	102	1
99	90.3589.00	OR D. 12.42x1.78 NBR SH. 70 2050	102	1
100	90.5075.00	Anello antiest. D. 13.0x16.0x1.5	102	1
101	36.3190.66	Valvola sferica	102	1
102	99.1509.00	Vite M5x0.8x8.5	102	1
103	36.3164.66	Sede valvola	102	1
104	90.3832.00	OR D. 13.95x2.62 NBR SH. 70 3056	94	1
105	10.0147.70 10.0078.70 10.0318.70	Nipplo M22x1.5 con D. 3 Nipplo G 3/8” con D. 3 Nipplo 3/8” NPT con D. 3 - USA		1
106	98.2041.00	Tappo G 1/4”x9		1
107	51.1201.41 51.1205.41	Testata D. 15 Testata D. 18		1
108	98.2057.00	Tappo M14x1.5		1
109	98.2041.00	Tappo G 1/4”x9		1

OPTIONALS

POS	COD.	DESCRIZIONE – DESCRIPTION - KIT		NR
113	90.3822.00	OR D. 9.92x2.62 NBR SH. 70 112	94	1
114	10.0437.70 10.0151.66 10.0076.66	Ugello D. 1.6 (<8 l/min.) Ugello D. 2 (8-11 l/min.) Ugello D. 2.2 (12-15 l/min.)		1
115	90.3582.00	OR D. 9.25x1.78 NBR SH. 70 2037	94	1
116	94.8217.00	Molla conica D. 4.3/7.6x11.0	94	1
117	97.4782.00	Sfera D. 7/32”	94	1
118	90.3572.00	OR D. 5.28x1.78 NBR SH. 70 2021	94	1
119	94.7383.00	Molla Dm. 9.75x10.0	94	1
120	90.3580.00	OR D. 8.73x1.78 NBR SH. 70 108	94	1
121	36.3181.51	Corpo dosatore		1
122	90.3585.00	OR D. 10.82x1.78 NBR SH. 70 2043	94	1
123	36.2563.70	Sede valvola		1
124	36.2564.70	Otturatore		1
125	36.2565.51	Pomolo		1
126	90.3570.00	OR D. 4.48x1.78 NBR SH. 70 2018	94	2
127	36.2566.70	Innesto porta-gomma		1
130	90.3841.00	OR D. 17.13x2.62 NBR SH. 70 3068		1
131	36.3182.51	Nipplo aspirazione G 3/4”		1
132	92.8925.00	Filtro		1
133	90.3828.00	OR D. 12.37x2.62 NBR SH. 70 3050		1
134	36.2569.70	Porta-gomma aspirazione		1
135	92.9828.00	Ghiera G 3/4”		1

KIT RICAMBI – SPARE KITS

KIT NR.	KIT 94	KIT 102
Posizioni incluse Positions included	104 - 113 - 115 116 - 117 - 118 119 - 120 - 122 126	88 - 89 - 90 91 - 92 - 93 94 - 95 - 96 97 - 98 - 99 100 - 101 102 - 103
Nr. Pcs.	1÷2	1÷2÷3

SERIE 60

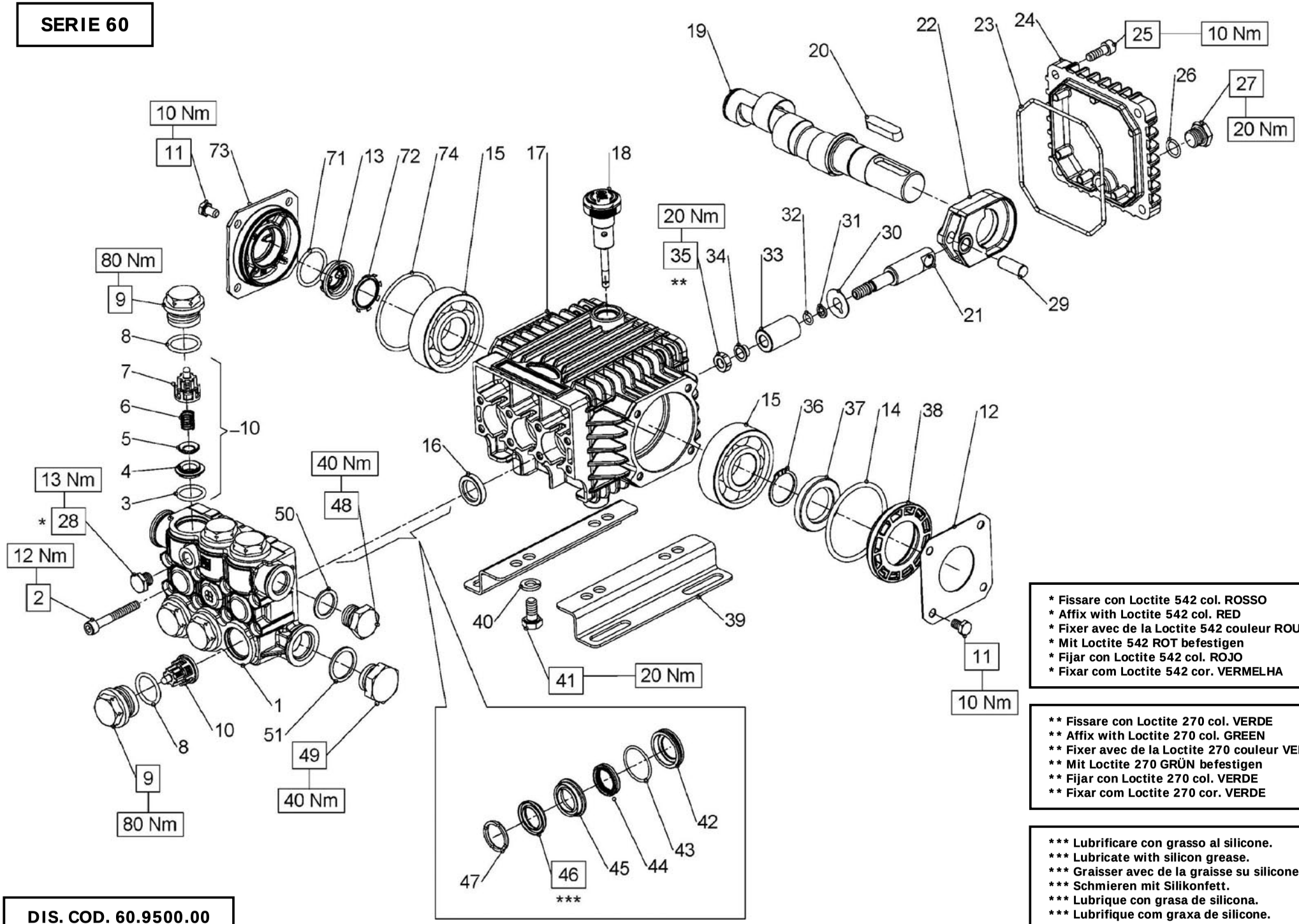

* Fissare con Loctite 542 col. ROSSO
* Affix with Loctite 542 col. RED
* Fixer avec de la Loctite 542 couleur ROUGE
* Mit Loctite 542 ROT befestigen
* Fijar con Loctite 542 col. ROJO
* Fixar com Loctite 542 cor. VERMELHA

** Fissare con Loctite 270 col. VERDE
** Affix with Loctite 270 col. GREEN
** Fixer avec de la Loctite 270 couleur VERT
** Mit Loctite 270 GRÜN befestigen
** Fijar con Loctite 270 col. VERDE
** Fixar com Loctite 270 cor. VERDE

*** Lubrificare con grasso al silicone.
*** Lubricate with silicon grease.
*** Graisser avec de la graisse su silicone.
*** Schmieren mit Silikonfett.
*** Lubrique con grasa de silicona.
*** Lubrifique com graxa de silicone.

DIS. COD. 60.9500.00

EL1707 - EL1708 - EL1510 - EL1513 - UL1708 - UL1509
UL1710 - UL1512 - EH1708 - EH1710 - EH1711 - EH1713
UH1708 - UH1710 - UH1712 - UH1713 - UH1711

KIT RICAMBI – SPARE KITS

			PISTONE- PISTON D. 15				PISTONE- PISTON D. 18			
KIT Nr.	**KIT 83**	**KIT 123**	**KIT 196**	**KIT 198**	**KIT 200**	**KIT 226**	**KIT 197**	**KIT 199**	**KIT 225**	**KIT 227**
Posizioni incluse Positions included	**16**	**3 - 4 5 - 6 7 (10)**	**44 - 46 47**	**45**	**42 - 43**	**42 - 43 44 - 45 46 - 47**	**44 - 46 47**	**45**	**42 - 43**	**42 - 43 44 - 45 46 - 47**
Nr. Pcs.	**3**	**6**	**3**	**3**	**3**	**1**	**3**	**3**	**3**	**1**

PISTONE – PISTON D .15	PISTONE – PISTON D .18
EL1707 - EL1708 - UL1708 - UL1710 EH1708 - EH1710 - EH1711 - EH1713 UH1708 – UH1710 - UH1712 - UH1713 UH1711	EL1510 - EL1513 UL1509 - UL1512

POS	COD.	DESCRIZIONE – DESCRIPTION - KIT	NR
1	60.1200.41 60.1201.41	Testata pompa D. 15 Testata pompa D. 18	1
2	99.1950.00	Vite M6x45 UNI 5931	8
3	90.3841.00	OR D. 17.13x2.62 NBR SH. 70 3068 123	6
4	36.2003.66	Sede valvola 123	6
5	36.2001.76	Valvola 123	6
6	94.7376.00	Molla Dm. 9.4x14.8 – INOX 123	6
7	36.2025.51	Guida valvola 123	6
8	90.3847.00	OR D. 20.24x2.62 SH. 90 3081	6
9	98.2214.00	Tappo valvola M24x1.5	6
10	36.7115.01	Gr. valvola aspiraz./mandata 123	6
11	99.1807.00	Vite M6x10 UNI 5739	8
12	50.1500.74	Coperchio laterale carter lato PTO	1
13	53.2108.51	Vetrino spia livello olio	1
14	90.4097.00	OR D. 55.56x3.53 NBR SH. 70 159	1
15	91.8328.00	Cuscinetto a sfere	2
16	90.1565.00	Anello rad. D. 15.0x24.0x5.0 83	3
17	60.0100.22	Carter pompa	1
18	98.2103.00	Tappo carico olio G 3/8”	1

POS	COD.	DESCRIZIONE – DESCRIPTION - KIT	NR
19	60.0202.65 60.0204.65 60.0207.65 60.0209.65 60.0212.35 60.0217.35	Albero ecc. C.5 – UH1708 Albero ecc. C.6 – EH1708 UH1710 Albero ecc. C.7.2 – UL1509 EH1710 UH1712 Albero ecc. C.8 – EH1711 UH1713 Albero ecc. C.9.4 – EL1707 EL1510 UL1708 UL1512 EH1713 Albero ecc. C.11.5 – EL1708 EL1513 UL1710	1
20	91.4892.00	Linguetta 8x7x35 UNI 6604	1
21	60.0500.66	Guida pistone	3
22	60.0300.22	Biella	3
23	90.3918.00	OR D. 94.92x2.62 NBR SH. 70 3375	1
24	60.1600.22	Coperchio posteriore carter	1
25	99.1867.00	Vite M6x18 UNI 5931	4
26	90.3585.00	OR D. 10.82x1.78 NBR SH. 70 2043	1
27	98.2042.50	Tappo G 1/4”x9 TE17 Zinc.	1
28	98.1966.00	Tappo G 1/8”x8	1
29	97.7333.00	Spinotto D. 9x24.5	3
30	96.7070.00	Rosetta D. 9.0x23.0x0.5	3
31	90.5022.00	Anello antiest. D. 6.2x9.0x1.5	3
32	90.3573.00	OR D. 5.28x1.78 NBR SH. 70 2021	3
33	60.0400.09 60.0401.09	Pistone D. 15x30 Pistone D. 18x30	3
34	44.2115.70	Rosetta con collare D. 8	3
35	92.2216.00	Dado M8x13x5	3
36	90.0635.00	Anello d’arresto A25	1
37	90.1634.00	Anello rad. D. 25.0x42.0x7.0	1

POS	COD.	DESCRIZIONE – DESCRIPTION - KIT	NR
38	50.2115.51	Distanziale	1
39	50.2000.74	Piedini pompa	2
40	96.7016.00	Rosetta D. 8.4x14.4x2.0 UNI 1751	4
41	99.3037.00	Vite M8x16 UNI 5739	4
42	60.0800.70 60.0801.70	Anello di fondo D. 15 200-226 Anello di fondo D. 18 225-227	3
43	90.3604.00	OR D. 25.12x1.78 NBR SH. 70 2100 200-225-226-227	3
44	90.2608.00 90.2650.00	Anello ten. alt. D. 15x22x5 LP 196-226 Anello ten. alt. D. 18x24x5 LP 197-227	3
45	60.2160.70 60.2161.70	Anello intermedio D. 15 198-226 Anello intermedio D. 18 199-227	3
46	90.2620.00 90.2681.00	Anello ten. alt. D. 15x25x5/3.1 HP 196-226 Anello ten. alt. D. 18x26x5/3 HP 197-227	3
47	51.1000.51 51.1001.51	Anello di testa D. 15 196-226 Anello di testa D. 18 197-227	3
48	98.2100.00	Tappo G 3/8”x13	1
49	98.2176.00	Tappo G 1/2”x10	1
50	96.7380.00	Rosetta D. 17.5x23.0x1.5	1
51	96.7514.00	Rosetta D. 21.5x27.0x1.5	1
71	90.3859.00	OR D. 25.07x2.62 NBE SH. 70 3100	1
72	90.0671.00	Anello d’arresto ZJ30	1
73	53.1500.22	Coperchio laterale carter	1
74	90.3898.00	OR D. 56.82x2.62 NBR SH. 70 3225	1

VERSION A (for electric motors NEMA 56 C)

UL1708 - UL1509 - UL1512 - UH1708 - UH1711 UH1712

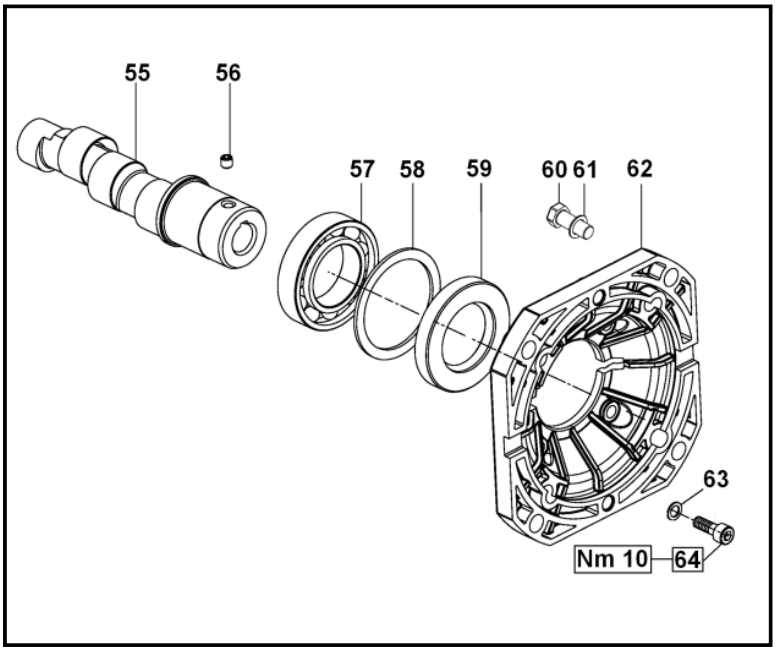

POS	COD.	DESCRIZIONE - DESCRIPTION	NR
55	60.0224.65 60.0227.65 60.0229.65 60.0234.65	Albero ecc. C.5 – UH1708 Albero ecc. C.6.5 – UH1711 Albero ecc. C.7.2 – UL1509 UH1712 Albero ecc. C.9.4 – UL1708 UL1512	1
56	99.1790.00	Vite M6x6 UNI 5929	1
57	91.8464.00	Cuscinetto a sfere	1
58	60.2101.89	Rondella distanziale	1
59	90.1675.00	Anello rad. D. 35.0x62.0x10.0	1
60	99.3345.00	Vite 3/8”x16	4
61	96.7104.00	Rondella D. 10.5x16.0x1.0	4
62	10.0344.22	Flangia per motore elettrico	1
63	96.6938.00	Rondella D. 6.4x10.0x0.7	4
64	99.1867.00	Vite M6x18 UNI 5931	4

SERIE 60

DIS. COD. 60.9503.00

VERSION B (for electric motors IEC 90 B14)

EL1707 - EL1708 - EL1510 - EL1513 - EH1708 EH1710 - EH1711 - EH1713

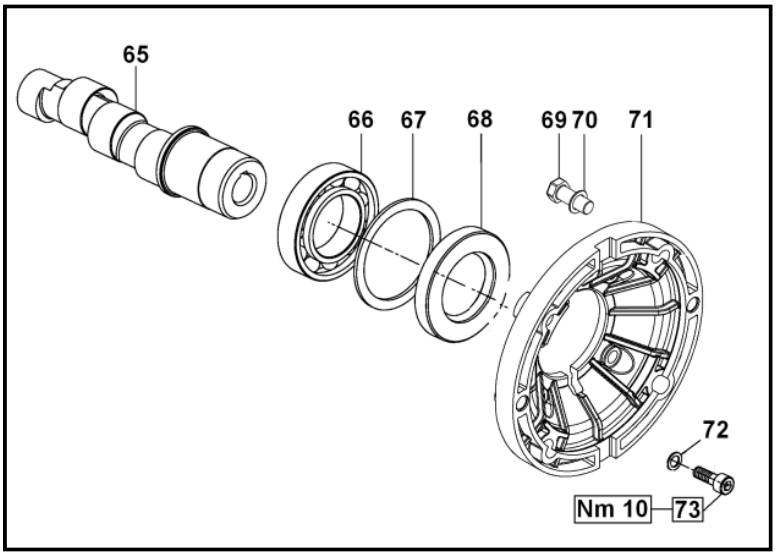

POS	COD.	DESCRIZIONE - DESCRIPTION	NR
65	60.0248.65 60.0251.65 60.0253.65 60.0256.65 60.0261.65	Albero ecc. C.6 – EH1708 Albero ecc. C.7.2 – EH1710 Albero ecc. C.8 – EH1711 Albero ecc. C.9.4 – EL1510 EL1707 EH1713 Albero ecc. C.11.5 – EL1513 EL1708	1
66	91.8464.00	Cuscinetto a sfere	1
67	60.2101.89	Rondella distanziale	1
68	90.1675.00	Anello rad. D. 35.0x62.0x10.0	1
69	99.3067.00	Vite M8x25 UNI 5739	4
70	96.7014.00	Rondella D. 8.4x13.0x0.8	4
71	10.0345.22	Flangia per motore elettrico	1
72	96.6938.00	Rondella D. 6.4x10.0x0.7	4
73	99.1867.00	Vite M6x18 UNI 5931	4

SERIE 60

DIS. COD. 60.9504.00

VERSION C (for gasoline engines SAE J 609 type A ext.3)

UH1708 – UH1711 – UH1712 – UH1713

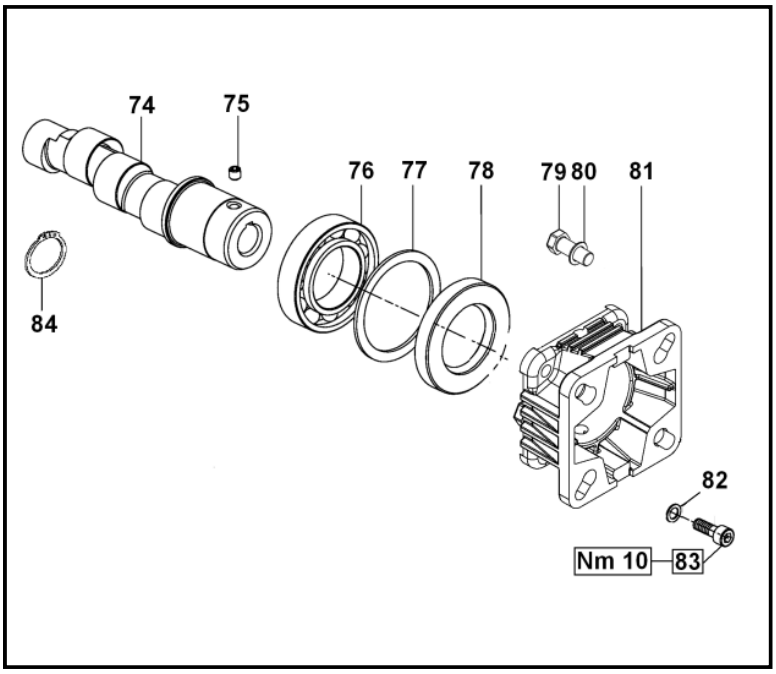

POS	COD.	DESCRIZIONE - DESCRIPTION	NR
74	60.0268.65 60.0271.65 60.0273.65 60.0275.65	Albero ecc. C.5 – UH1708 Albero ecc. C.6.5 – UH1711 Albero ecc. C.7.2 – UH1712 Albero ecc. C.8 – UH1713	1 1 1 1
75	99.1790.00	Vite M6x6 UNI 5929	1
76	91.8464.00	Cuscinetto a sfere	1
77	60.2101.89	Rondella distanziale	1
78	90.1675.00	Anello rad. D. 35.0x62.0x10.0	1
79	99.2730.00	Vite 5/16”x3/4”x24	4
80	96.7014.00	Rondella D. 8.4x10.0x0.8	4
81	10.0652.22	Flangia per motore a scoppio	1
82	96.6938.00	Rondella D. 6.4x10.0x0.7	4
83	99.1867.00	Vite M6x18 UNI 5931	4
84	90.0635.00	Anello d’arresto A25 UNI 7435	1

DIS. COD. 60.9505.00

SERIE 60

VERSION I (for hydraulic motors SAE J 744 type A – 5/8”)

UL1512

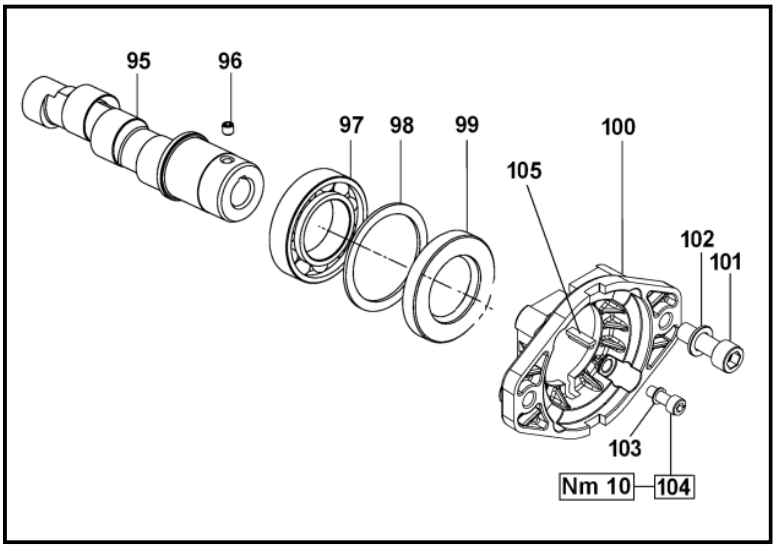

POS	COD.	DESCRIZIONE - DESCRIPTION	NR
95	60.0234.65	Albero ecc. C.9.4 – UL1512	1
96	99.1790.00	Vite M6x6 UNI 5929	1
97	91.8464.00	Cuscinetto a sfere	1
98	60.2101.89	Rondella distanziale	1
99	90.1675.00	Anello rad. D. 35.0x62.0x10.0	1
100	10.0763.22	Flangia per motore idraulico	1
101	99.3686.00	Vite M10x30 UNI 5931	2
102	96.7103.00	Rosetta D. 10.5x18.0x2.0	2
103	96.6938.00	Rosetta D. 6.4x10.0x0.7	4
104	99.1867.00	Vite M6x18 UNI 5931	4
105	91.4685.00	Linguetta 4/4.8x18	1

SERIE 60

VH VERSION

VERSIONE CON VALVOLA DI REGOLAZIONE AUT. – VERSION WITH BUILT-IN AUT. UNLOADER
VERSION AVEC RÉGULATEUR AUT. DE PRESSION INCORPORÉ
AUSFÜHRUNG MIT EINGEBAUTEM AUT. DRUCKREGULIERVENTIL
VERSIÓN CON REGULADOR AUT. DE PRESIÓN INCORPORADO - VERSÃO COM VÁLVULA DO REGULAMENTO AUT.

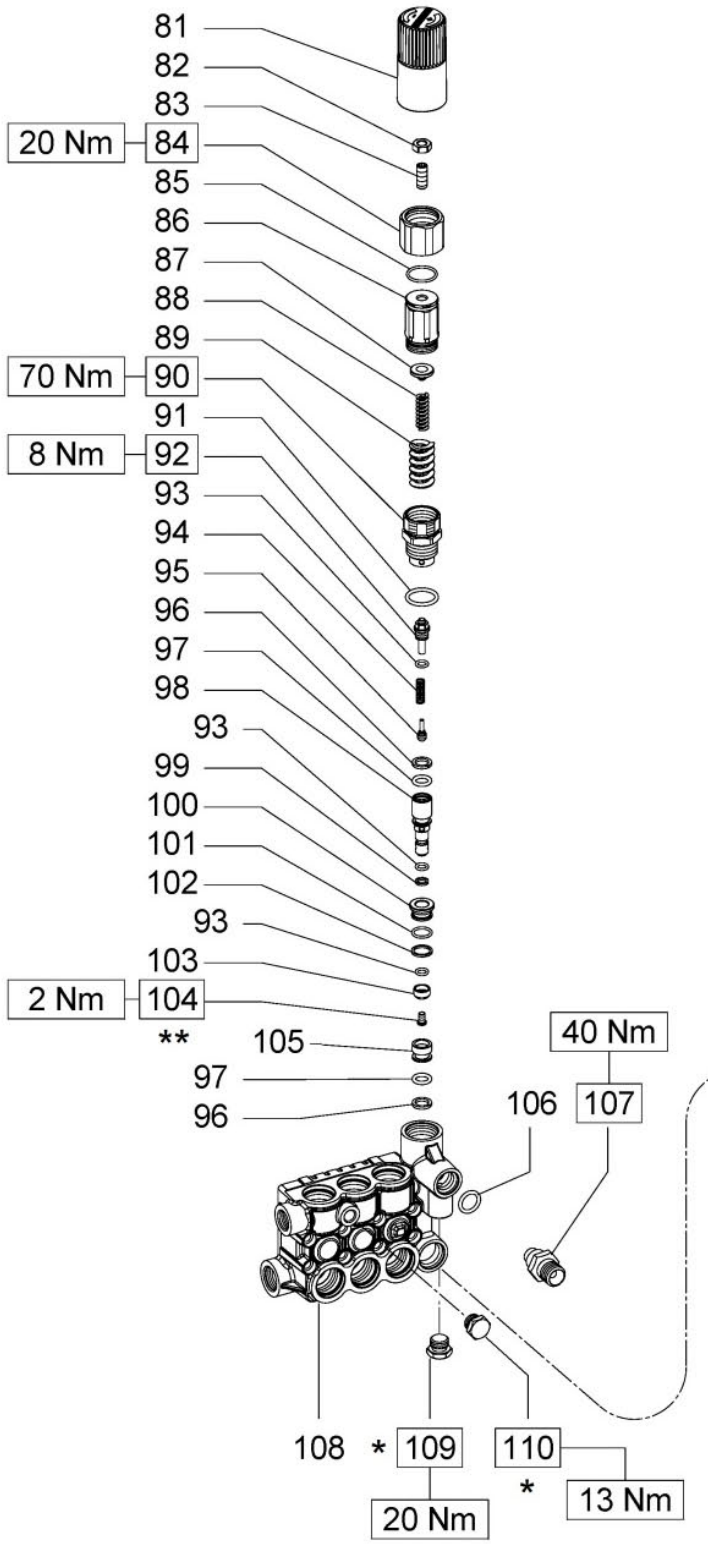

OPTIONALS

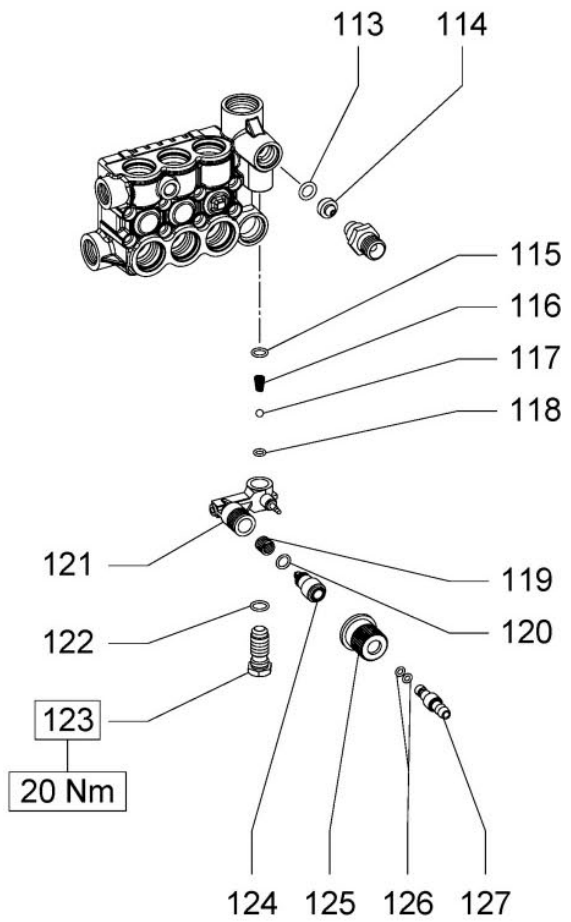

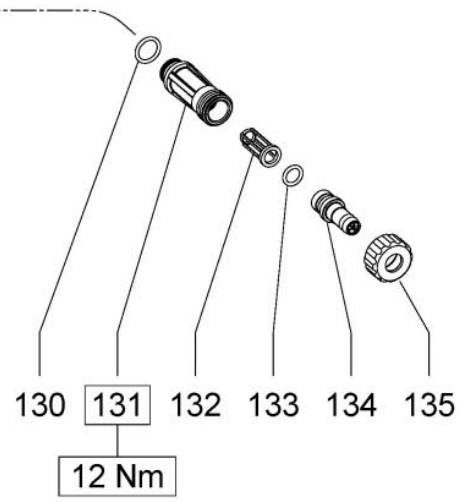

*** Fissare con Loctite 542 col. ROSSO**
*** Affix with Loctite 542 col. RED**
*** Fixer avec de la Loctite 542 couleur ROUGE**
*** Mit Loctite 542 ROT befestigen**
*** Fijar con Loctite 542 col. ROJO**
*** Fixar com Loctite 542 cor. VERMELHA**

**** Fissare con Loctite 270 col. VERDE**
**** Affix with Loctite 270 col. GREEN**
**** Fixer avec de la Loctite 270 couleur VERT**
**** Mit Loctite 270 GRÜN befestigen**
**** Fijar con Loctite 270 col. VERDE**
**** Fixar com Loctite 270 cor. VERDE**

SERIE 60

DIS. COD. 60.9501.00

VH VERSION

VERSIONE CON VALVOLA DI REGOLAZIONE AUT. – VERSION WITH BUILT-IN AUT. UNLOADER
VERSION AVEC RÉGULATEUR AUT. DE PRESSION INCORPORÉ
AUSFÜHRUNG MIT EINGEBAUTEM AUT. DRUCKREGULIERVENTIL
VERSIÓN CON REGULADOR AUT. DE PRESIÓN INCORPORADO - VERSÃO COM VÁLVULA DO REGULAMENTO AUT.

POS	COD.	DESCRIZIONE – DESCRIPTION - KIT		NR
81	36.3187.51	Pomolo		1
82	92.2218.00	Dado M8x5x13		1
83	99.3054.00	Vite M8x20 UNI 5923		1
84	36.3316.70	Ghiera – OPTIONAL		1
85	90.3598.00	OR D. 20.35x1.78 NBR SH. 70 2081		1
86	36.3185.70	Registro pressione		1
87	36.3169.70	Piattello molla		1
88	94.7345.00	Molla Dm. 7.6x29.0		1
89	94.7438.00	Molla Dm. 6.1x19.0		1
90	36.3184.70	Boccola di guida	102	1
91	90.3847.00	OR D. 20.24x2.62 NBR SH. 90 3081	102	1
92	36.3188.70	Fine corsa	102	1
93	90.3575.00	OR D. 6.75x1.78 NBR SH. 70 106	102	3
94	94.7332.00	Molla Dm. 6.1x19.0	102	1
95	36.3331.51	Otturatore	102	1
96	90.5065.00	Anello antiest. D. 10.6x15.0x2.0	102	2
97	90.3822.00	OR D. 9.92x2.62 NBR SH. 70 112	102	2
98	36.3189.70	Pistoncino di comando	102	1
99	90.5025.00	Anello antiest. D. 7.0x10.0x1.5	102	1
100	36.3165.70	Guida valvola	102	1
101	90.3589.00	OR D. 12.42x1.78 NBR SH. 70 2050	102	1
102	90.5075.00	Anello antiest. D. 13.0x16.0x1.5	102	1
103	36.3190.66	Valvola sferica	102	1
104	99.1509.00	Vite M5x0.8x8.5	102	1
105	36.3164.66	Sede valvola	102	1
106	90.3832.00	OR D. 13.95x2.62 NBR SH. 70 3056	94	1
107	10.0147.70 10.0078.70 10.0318.70	Nipplo M22x1.5 con D. 3 Nipplo G 3/8” con D. 3 Nipplo G 3/8” NPT con D. 3 - USA VS.		1
108	60.1204.41 60.1205.41 60.1208.41 60.1209.41	Testata pompa con valvola D. 15 Testata pompa con valvola D. 18 Testata pompa con valvola SX D. 15 Testata pompa con valvola SX D. 18		1
109	98.2057.00	Tappo M14x1.5		1
110	98.1966.00	Tappo G 1/8”x8		1

OPTIONALS

POS	COD.	DESCRIZIONE – DESCRIPTION - KIT		NR
113	90.3823.00	OR D. 9.92x2.62 NBR SH. 70 112	94	1
114	10.0437.70 10.0151.66 10.0076.66	Ugello – Nozzle D.1.6 (<8 l/min.) Ugello – Nozzle D.2 (8÷11 l/min.) Ugello – Nozzle D.2.2 (12÷15 l/min.)		1
115	90.3582.00	OR D. 9.25x1.78 NBR SH. 70 2037	94	1
116	94.8217.00	Molla conica D. 4.3/7.3x11.0	94	1
117	97.4782.00	Sfera D. 7/32”	94	1
118	90.3572.00	OR D. 5.28x1.78 NBR SH. 70 2021	94	1
119	94.7383.00	Molla Dm. 9.75x10.0	94	1
120	90.3580.00	OR D. 8.73x1.78 NBR SH. 70 108	94	1
121	36.3181.51	Corpo dosatore		1
122	90.3585.00	OR D. 10.82x1.78 NBR SH. 70 2043	94	1
123	36.2563.70	Sede valvola		1
124	36.2564.70	Otturatore		1
125	36.2565.51	Pomolo		1
126	90.3570.00	OR D. 4.48x1.78 NBR SH. 70 2018	94	2
127	36.2566.70	Innesto porta-gomma		1
130	90.3841.00	OR D. 17.13x2.62 NBR SH. 70 3068		1
131	36.3182.51	Nipplo aspirazione G 3/4”		1
132	92.8925.00	Filtro		1
133	90.3828.00	OR D. 12.37x2.62 NBR SH. 70 3050		1
134	36.2569.70	Porta-gomma aspirazione		1
135	92.9828.00	Ghiera G 3/4”		1

KIT RICAMBI – SPARE KITS

KIT NR.	KIT 94	KIT 102
Posizioni incluse Positions included	106 - 113 - 115 116 - 117 - 118 119 - 120 - 122 126	90 - 91 - 92 93 - 94 - 95 96 - 97 - 98 99 - 100 - 101 102 - 103 - 104 105
Nr. Pcs.	1÷2	1÷2÷3

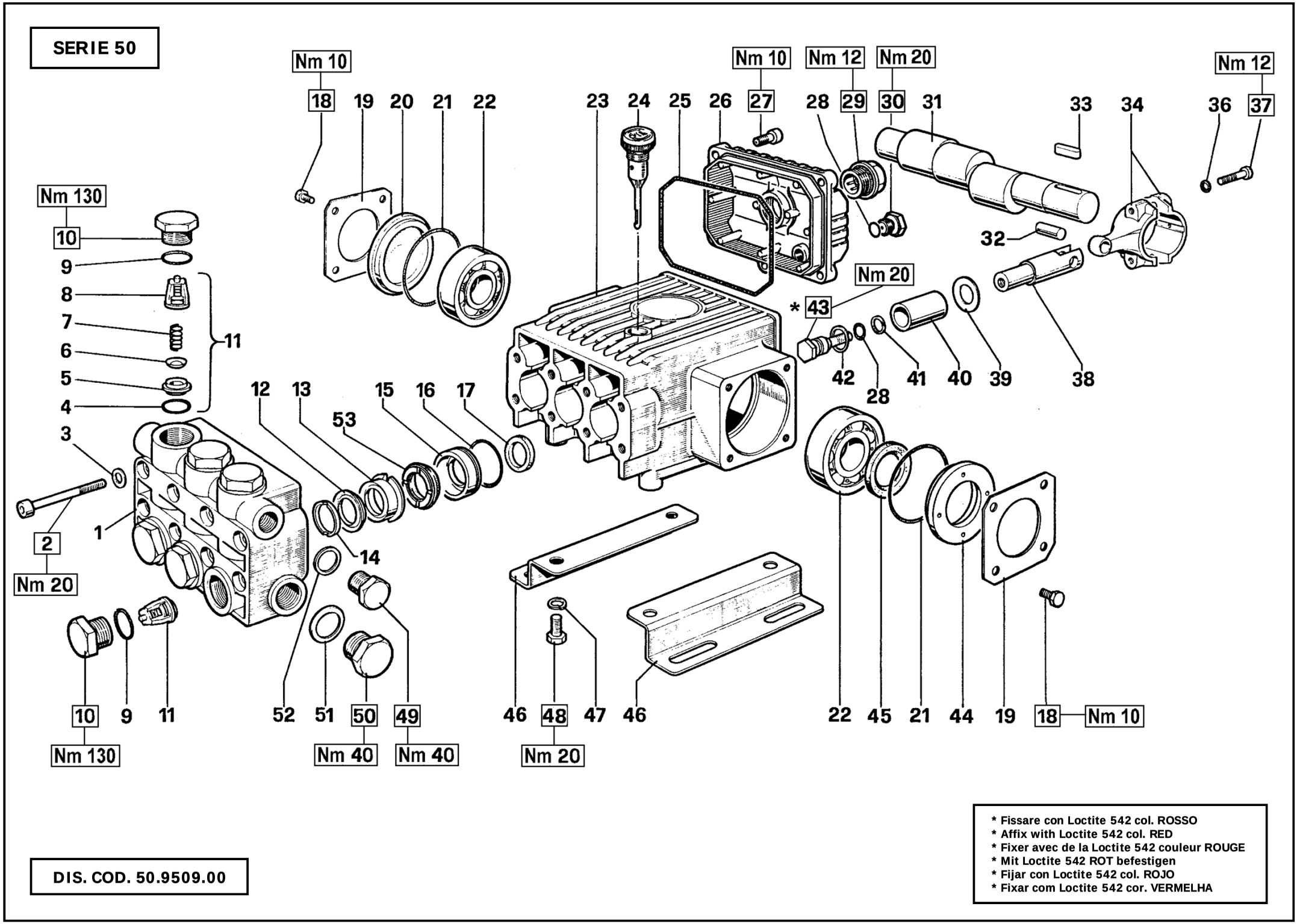

* Fissare con Loctite 542 col. ROSSO
* Affix with Loctite 542 col. RED
* Fixer avec de la Loctite 542 couleur ROUGE
* Mit Loctite 542 ROT befestigen
* Fijar con Loctite 542 col. ROJO
* Fixar com Loctite 542 cor. VERMELHA

DIS. COD. 50.9509.00

W70 – W71 – W91 – W98
W99 – W995 – W996
W997 – WS137 – WS149

KIT RICAMBI – SPARE KITS

KIT Nr.	KIT 1	KIT 4	KIT 6	KIT 19	KIT 20	KIT 21	KIT 22	KIT 23	KIT 27
Posizioni incluse Positions included	4 – 5 6 – 7 8 (11)	9 - 10	28 – 39 41 – 42 43	12 - 53	13	14	15 - 16	17	12 – 13 14 – 15 16 - 53
Nr. Pcs.	6	6	3	3	3	6	3	3	1

POS	COD.	DESCRIZIONE – DESCRIPTION - KIT	NR
1	50.1200.22 50.1200.41	Testata pompa D. 20 – NICKEL Testata pompa D. 20	1
2	99.3175.00	Vite M8x60 UNI 5931	8
3	96.7014.00	Rosetta D. 8.4x13.0x0.8	8
4	90.3841.00	OR Ø 17.13x2.62 NBR SH. 70 3068 1	6
5	36.2003.66	Sede valvola 1	6
6	36.2001.76	Valvola sferica 1	6
7	94.7376.00	Molla Dm. 9.4x14.8 1	6
8	36.2002.51	Guida valvola 1	6
9	90.3847.00	OR D. 20.24x2.62 NBR SH. 90 3081 4	6
10	98.2220.00	Tappo M24x2x16.5 4	6
11	36.7032.01	Gr. valvola aspiraz./mandata 1	6
12	90.2703.00	Anello ten. alt. D.20x30x5.5/3 HP 19-27	3
13	50.2166.70	Anello intermedio D. 20 20-27	3
14	50.1000.51	Anello di testa D. 20 21-27	3
15	50.0805.70	Anello di fondo D. 20 22-27	3
16	90.3612.00	OR D. 31.47x1.78 NBR SH. 70 2125 22-27	3
17	90.1614.00	Anello rad. D. 20.0x30.0x5.0 23	3
18	99.1807.00	Vite M6x10 UNI 5739	8
19	50.1500.74	Coperchi laterale o carter	2
20	50.2116.51	Distanziale	1
21	90.4097.00	OR D. 55.56x3.53 NBR SH. 70 159	2

POS	COD.	DESCRIZIONE – DESCRIPTION - KIT	NR
22	91.8329.00	Cuscinetto a sfere	2
23	50.0100.22	Carter pompa	1
24	98.2103.00	Tappo carico olio G 3/8”	1
25	90.3920.00	OR D. 101.27x2.62 NBR 3400	1
26	50.1600.22	Coperchio posteriore carter	1
27	99.1837.00	Vite M6x14 UNI 5931	5
28	90.3585.00	OR D. 10.82x1.78 NBR SH. 70 2043 6	4
29	97.5968.00	Spia livello olio G 3/4”	1
30	98.2042.50	Tappo G 1/4”x9 TE17 – Zinc.	1
31	50.0201.35 50.0205.35	Albero ecc. C.10 - W71 W91 W99 W996 W997-WS137 Albero ecc. C.8.5 - W70 W98 W995 WS149	1
32	97.7330.00	Spinotto D. 9x19.5	3
33	91.4878.00	Linguetta 8x7x25 UNI 6604	1
34	50.0300.01 50.0303.01	Biella completa Biella completa - WS137 W997 WS149	3
36	96.6939.00	Rosetta D. 6.4x10.0x0.7	6
37	99.1927.00	Vite M6x35 UNI 5931	6
38	50.0501.56	Guida pistone	3
39	96.7286.00	Rosetta D. 14.0x28.0x0.5 6	3
40	50.0404.09	Pistone D. 20x40	3
41	90.5067.00	Anello antiest. D. 11.0x14.0x1.5 6	3
42	96.7280.00	Rosetta D. 14.0x18.5x0.5 6	3

POS	COD.	DESCRIZIONE – DESCRIPTION - KIT	NR
43	47.2195.66	Vite fissaggio pistone 6	3
44	50.2115.51	Distanziale	1
45	90.1634.00	Anello rad. D. 25.0x42.0x7.0	1
46	50.2000.74	Piedino pompa	2
47	96.7016.00	Rosetta D. 8.4 UNI 1751	4
48	99.3037.00	Vite M8x16 UNI 5739	4
49	98.2100.00	Tappo G 3/8”x13	1
50	98.2176.00	Tappo G 1/2”x10	1
51	96.7514.00	Rosetta D. 21.5x27.0x1.5	1
52	96.7380.00	Rosetta D. 17.5x23.0x1.5	1
53	90.2698.00	Anello ten. alt. D. 20x30x7 LP 19-27	3

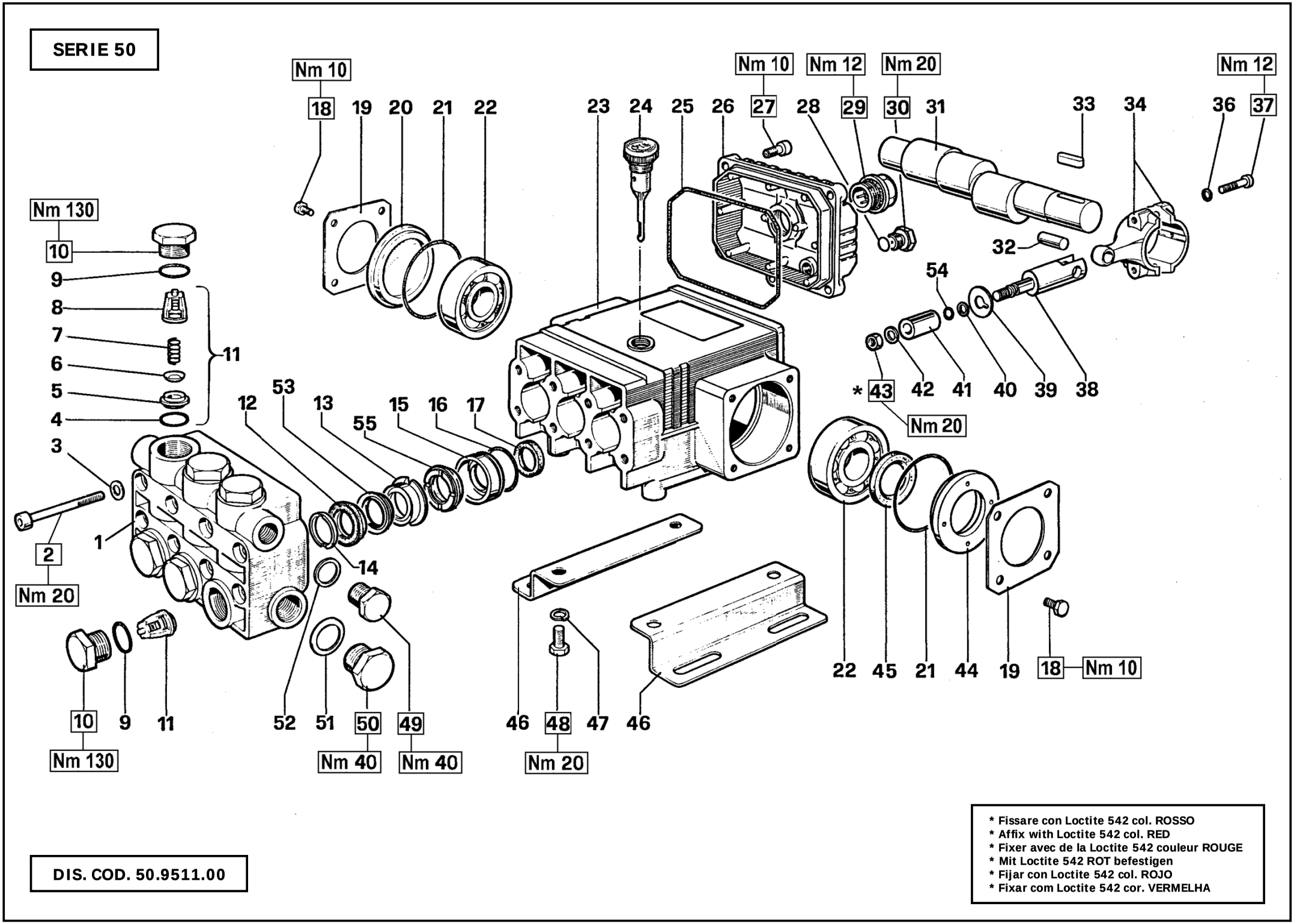

* Fissare con Loctite 542 col. ROSSO
* Affix with Loctite 542 col. RED
* Fixer avec de la Loctite 542 couleur ROUGE
* Mit Loctite 542 ROT befestigen
* Fijar con Loctite 542 col. ROJO
* Fixar com Loctite 542 cor. VERMELHA

DIS. COD. 50.9511.00

WW141 – WW161
WW935 - WW944

KIT RICAMBI – SPARE KITS

KIT Nr.	KIT 1	KIT 4	KIT 23	KIT 88	KIT 89	KIT 90	KIT 91	KIT 92
Posizioni incluse Positions included	4 – 5 6 – 7 8 (11)	9 - 10	17	12 – 53 55	13	14	15 - 16	12 – 13 14 – 15 16 – 53 55
Nr. Pcs.	6	6	3	3	3	6	3	1

POS	COD.	DESCRIZIONE – DESCRIPTION - KIT	NR
1	50.1205.41	Testata pompa D. 15	1
2	99.3175.00	Vite M8x60 UNI 5931	8
3	96.7014.00	Rosetta D 8.4x13.0x0.8	8
4	90.3841.00	OR D. 17.13x2.62 NBR SH. 70 3068 1	6
5	36.2003.66	Sede valvola 1	6
6	36.2001.76	Valvola sferica 1	6
7	94.7376.00	Molla Dm. 9.4x14.8 1	6
8	36.2002.51	Guida valvola 1	6
9	90.3847.00	OR D. 20.24x2.62 SH. 90 3081 4	6
10	98.2220.00	Tappo M24x2x16.5 4	6
11	36.7032.01	Gr. valvola aspiraz./mandata 1	6
12	90.2620.00	Anello ten. alt. D.15x25x5/3.1 HP 88-92	3
13	52.2166.70	Anello intermedio D. 15 89-92	3
14	51.1000.51	Anello di testa D. 15 90-92	3
15	52.0805.70	Anello di fondo D. 15 91-92	3
16	90.3612.00	OR D. 31.47x1.78 NBR SH. 70 2125 91-92	3
17	90.1614.00	Anello rad. D. 20.0x30.0x5.0 23	3
18	99.1807.00	Vite M6x10 UNI 5739	8
19	50.1500.74	Coperchio laterale carter	2
20	50.2116.51	Distanziale	1
21	90.4097.00	OR D. 55.56x3.53 NBR SH. 70 159	2
22	91.8329.00	Cuscinetto a sfere	2

POS	COD.	DESCRIZIONE – DESCRIPTION - KIT	NR
23	50.0104.22	Carter pompa	1
24	98.2103.00	Tappo carico olio G 3/8”	1
25	90.3920.00	OR D. 101.27x2.62 NBR SH. 70 3400	1
26	50.1600.22	Coperchio posteriore carter	1
27	99.1837.00	Vite M6x14 UNI 5931	5
28	90.3585.00	OR D. 10.82x1.78 NBR SH. 70 2043	4
29	97.5968.00	Spia livello olio G 3/4”	1
30	98.2042.50	Tappo G 1/4”x9 TE17 – Zinc.	1
31	50.0201.35 50.0205.35	Albero ecc. C.10 – WW161 WW944 Albero ecc. C.8.5 – WW141 WW935	1 1
32	97.7330.00	Spinotto D. 9x19.5	3
33	91.4878.00	Linguetta 8x7x25 UNI 6604	1
34	50.0300.01	Biella completa	3
36	96.6939.00	Rosetta D. 6.4x10.0x0.7	6
37	99.1927.00	Vite M6x35 UNI 5931	6
38	52.0500.56	Guida pistone	3
39	96.7070.00	Rosetta D. 9.0x23.0x0.5	3
40	90.5022.00	Anello antiest. D. 6.2x9.0x1.5	3
41	52.0400.09	Pistone D. 15x37.5	3
42	96.7008.00	Rosetta D. 8.0x13.0x1.0	3
43	92.2216.00	Dado M8x13x5 - INOX	3
44	50.2115.51	Distanziale	1
45	90.1634.00	Anello rad. D. 25.0x42.0x7.0	1

POS	COD.	DESCRIZIONE – DESCRIPTION - KIT	NR
46	50.2000.74	Piedino pompa	2
47	96.7016.00	Rosetta D. 8.4 UNI 1751	4
48	99.3037.00	Vite M8x16 UNI 5739	4
49	98.2100.00	Tappo G 3/8”x13	1
50	98.2176.00	Tappo G 1/2”x10	1
51	96.7514.00	Rosetta D. 21.5x27.0x1.5	1
52	96.7380.00	Rosetta D. 17.5x23.0x1.5	1
53	90.2622.00	Anello RESTOP D. 15x25x5/3.1 88-92	3
54	90.3572.00	OR D. 5.28x1.78 NBR SH. 70 2021	3
55	90.2617.00	Anello ten. alt. D. 15x25x5.8 LP 88-92	3

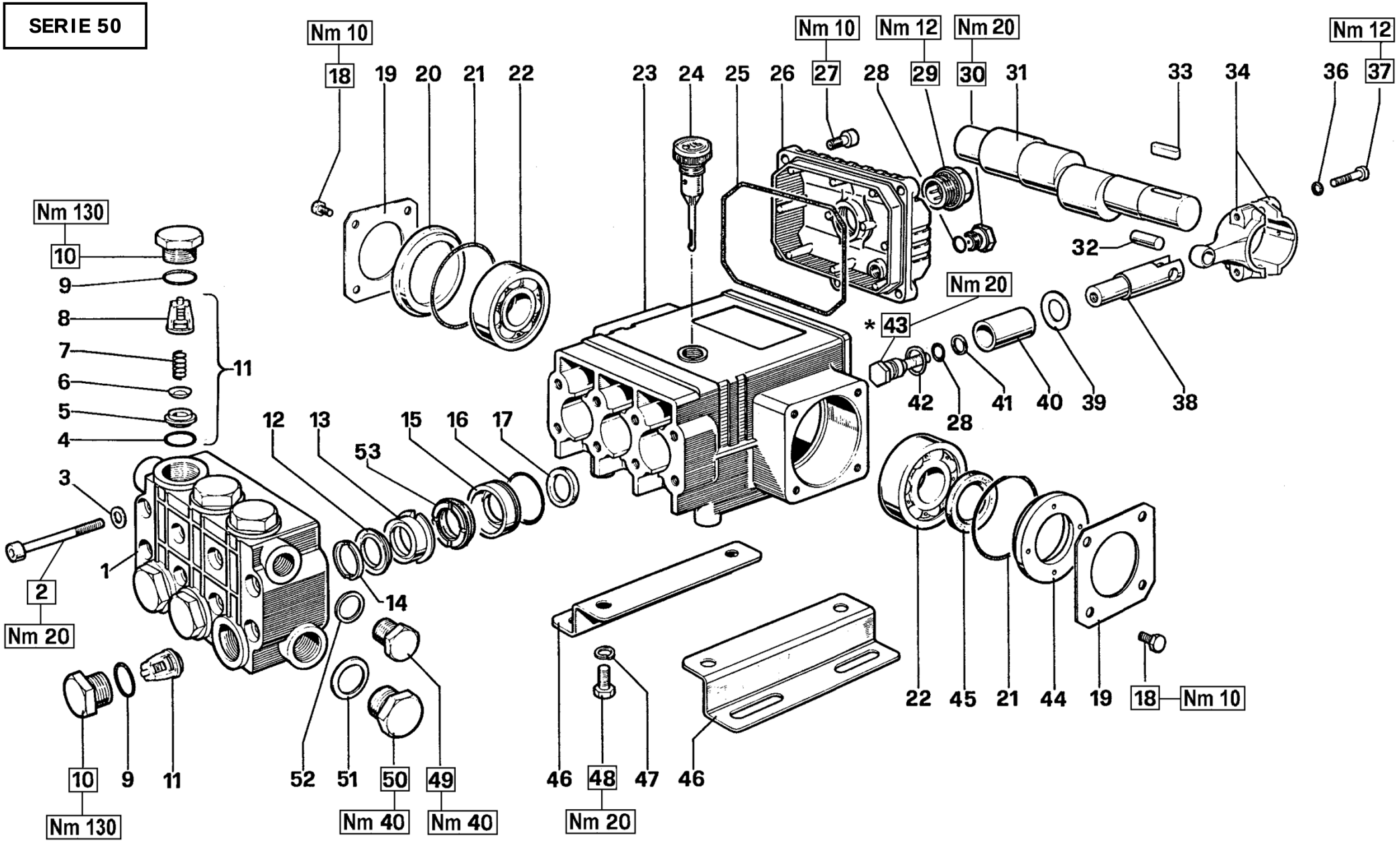

* Fissare con Loctite 542 col. ROSSO
* Affix with Loctite 542 col. RED
* Fixer avec de la Loctite 542 couleur ROUGE
* Mit Loctite 542 ROT befestigen
* Fijar con Loctite 542 col. ROJO
* Fixar com Loctite 542 cor. VERMELHA

DIS. COD. 50.9510.00

T701 - T711 - T911 - T981 - T991 - T9951 - T9961 - T9971
TS1371 - TS1491

KIT RICAMBI – SPARE KITS

KIT Nr.	KIT 1	KIT 4	KIT 6	KIT 19	KIT 20	KIT 21	KIT 22	KIT 23	KIT 27
Posizioni incluse Positions included	4 – 5 6 – 7 8 (11)	9 - 10	28 – 39 41 – 42 43	12 - 53	13	14	15 - 16	17	12 – 13 14 – 15 16 - 53
Nr. Pcs.	6	6	3	3	3	6	3	3	1

POS	COD.	DESCRIZIONE – DESCRIPTION - KIT	NR
1	50.1200.22 50.1207.41	Testata pompa D. 20 – NICKEL Testata pompa D. 20	1
2	99.3175.00	Vite M8x60 UNI 5931	8
3	96.7014.00	Rosetta D. 8.4x13.0x0.8	8
4	90.3841.00	OR D. 17.13x2.62 NBR SH. 70 3068 1	6
5	36.2003.66	Sede valvola 1	6
6	36.2001.76	Valvola sferica 1	6
7	94.7376.00	Molla Dm 9.4x14.8 1	6
8	36.2002.51	Guida valvola 1	6
9	90.3847.00	OR D. 20.24x2.62 SNBR H. 90 3081 4	6
10	98.2220.00	Tappo M24x2x16.5 4	6
11	36.7032.01	Gr. valvola aspiraz./mandata 1	6
12	90.2703.00	Anello ten. alt. D. 20x30x5.5/3 HP 19-27	3
13	50.2166.70	Anello intermedio D. 20 20-27	3
14	50.1000.51	Anello di testa D. 20 21-27	3
15	50.0805.70	Anello di fondo D. 20 22-27	3
16	90.3612.00	OR D. 31.47x1.78 NBR SH. 70 2125 22-27	3
17	90.1614.00	Anello rad. D. 20.0x30.0x5.0 23	3
18	99.1807.00	Vite M6x10 UNI 5739	8
19	50.1500.74	Coperchio laterale carter	2
20	50.2116.51	Distanziale	1
21	90.4097.00	OR D. 55.56x3.53 NBR SH. 70 159	2

POS	COD.	DESCRIZIONE – DESCRIPTION - KIT	NR
22	91.8329.00	Cuscinetto a sfere	2
23	50.0104.22	Carter pompa	1
24	98.2103.00	Tappo carico olio G 3/8”	1
25	90.3920.00	OR D. 101.27x2.62 NBR SH. 70 3400	1
26	50.1600.22	Coperchio posteriore carter	1
27	99.1837.00	Vite M6x14 UNI 5931	5
28	90.3585.00	OR D. 10.82x1.78 NBR SH. 70 2043 6	4
29	97.5968.00	Spia livello olio G 3/4”	1
30	98.2042.50	Tappo G 1/4”x9 TE17 – Zinc.	1
31	50.0201.35 50.0205.35 50.0218.35 50.0219.35	Albero ecc. C.10 - T711 T911 T991 T9961 T9971 TS1371 Albero ecc. C.8.5 - T701 T981 T9951 TS1491 Albero ecc. C.10 - T711 T911 T991 T9961 T9971-TS1371 – USA VERSION Albero ecc. C.8.5 - T701 T981 T9951 TS1491 - USA VERSION	1
32	97.7330.00	Spinotto D. 9x19.5	3
33	91.4878.00 91.4890.00	Linguetta 8x7x25 UNI 6604 Linguetta 8x7x35 UNI 6604 – USA VERSION	1
34	50.0300.01 50.0303.01	Biella completa Biella completa - TS1371 T9971 TS1491	3
36	96.6939.00	Rosetta D. 6.4x10.0x0.7	6
37	99.1927.00	Vite M6x35 UNI 5931	6
38	50.0501.56	Guida pistone	3
39	96.7286.00	Rosetta D. 14.0x28.0x0.5 6	3
40	50.0404.09	Pistone D. 20x40	3

POS	COD.	DESCRIZIONE – DESCRIPTION - KIT	NR
41	90.5067.00	Anello antiest. D. 11.0x14.0x1.5 6	3
42	96.7280.00	Rosetta D. 14.0x18.5x0.5 6	3
43	47.2195.66	Vite fissaggio pistone 6	3
44	50.2115.51	Distanziale	1
45	90.1634.00	Anello rad. D. 25.0x42.0x7.0	1
46	50.2000.74	Piedino pompa	2
47	96.7016.00	Rosetta D. 8.4 UNI 1751	4
48	99.3037.00	Vite M8x16 UNI 5739	4
49	98.2100.00	Tappo G 3/8”x13	1
50	98.2176.00	Tappo G 1/2”x10	1
51	96.7514.00	Rosetta D. 21.5x27.0x1.5	1
52	96.7380.00	Rosetta D. 17.5x23.0x1.5	1
53	90.2698.00	Anello ten. alt. D. 20x30x7 LP 19-27	3

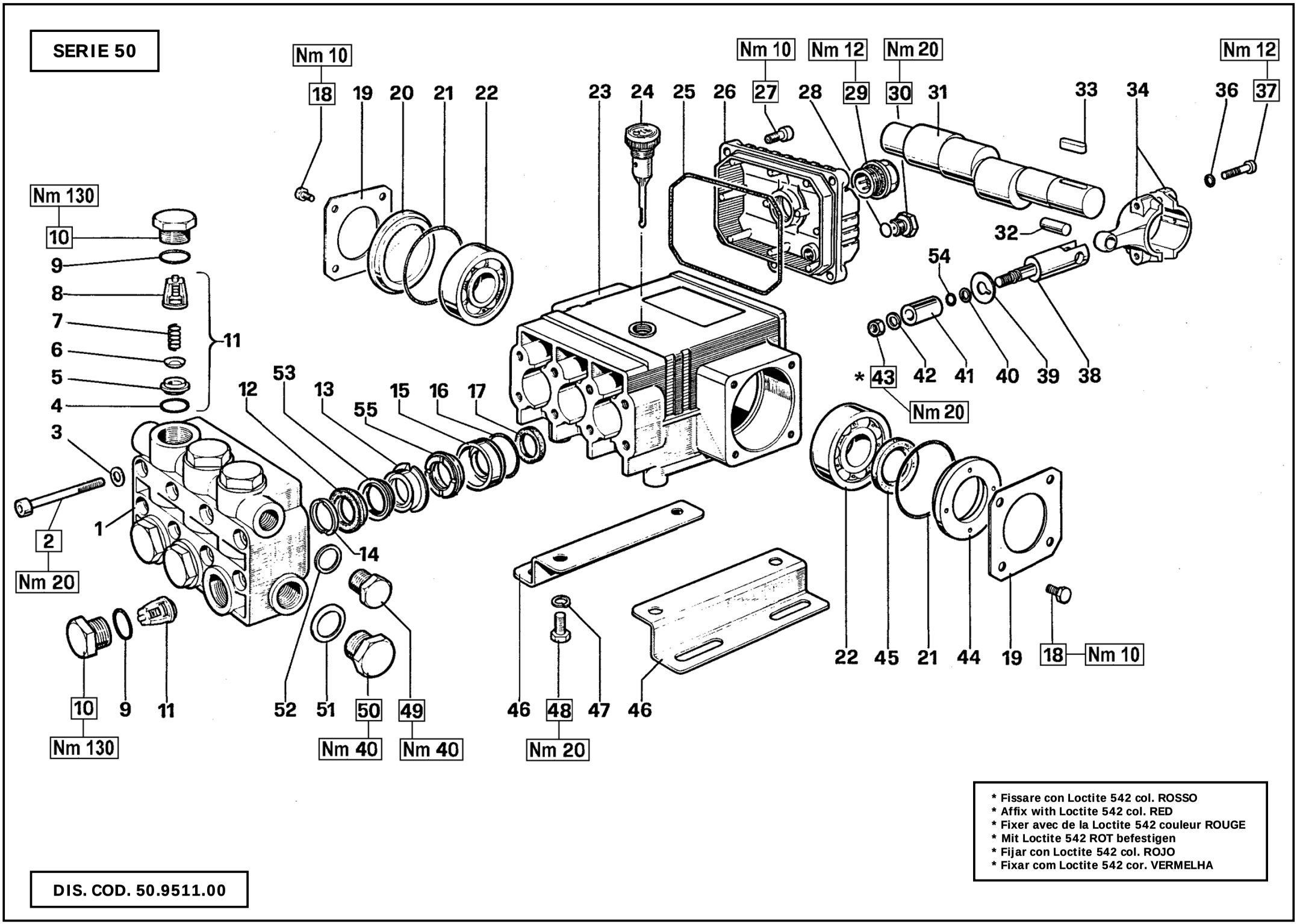
SERIE 50
Nm 10
18
19
20
21
22
23
24
25
26
Nm 10
27
Nm 12
28
29
Nm 20
30
31
33
34
Nm 12
36
37
Nm 130
10
9
8
7
6
5
4
11
3
2
Nm 20
1
12
53
13
55
15
16
17
14
32
54
* 43
42
41
40
39
38
Nm 20
22
45
21
44
19
18
Nm 10
10
9
11
Nm 130
52
51
50
Nm 40
49
Nm 40
46
48
47
46
Nm 20
DIS. COD. 50.9511.00
* Fissare con Loctite 542 col. ROSSO
* Affix with Loctite 542 col. RED
* Fixer avec de la Loctite 542 couleur ROUGE
* Mit Loctite 542 ROT befestigen
* Fijar con Loctite 542 col. ROJO
* Fixar com Loctite 542 cor. VERMELHA

TT1411 - TT1611 - TT9351 - TT9441

KIT RICAMBI – SPARE KITS

KIT Nr.	KIT 1	KIT 4	KIT 23	KIT 88	KIT 89	KIT 90	KIT 91	KIT 92
Posizioni incluse Positions included	4 – 5 6 – 7 8 (11)	9 - 10	17	12 – 53 55	13	14	15 - 16	12 – 13 14 – 15 16 – 53 55
Nr. Pcs.	6	6	3	3	3	6	3	1

POS	COD.	DESCRIZIONE – DESCRIPTION - KIT	NR
1	50.1205.41	Testata pompa D. 15	1
2	99.3175.00	Vite M8x60 UNI 5931	8
3	96.7014.00	Rosetta D. 8.4x13.0x0.8	8
4	90.3841.00	OR D. 17.13x2.62 NBR SH. 70 3068 1	6
5	36.2003.66	Sede valvola 1	6
6	36.2001.76	Valvola sferica 1	6
7	94.7376.00	Molla Dm. 9.4x14.8 1	6
8	36.2002.51	Guida valvola 1	6
9	90.3847.00	OR D. 20.24x2.62 NBR SH. 90 3081 4	6
10	98.2220.00	Tappo M24x2x16.5 4	6
11	36.7032.01	Gr. valvola aspiraz./mandata 1	6
12	90.2620.00	Anello ten. alt. D.15x25x5/3.1 HP 8-92	3
13	52.2166.70	Anello intermedio D. 15 89-92	3
14	51.1000.51	Anello di testa D. 15 90-92	3
15	52.0805.70	Anello di fondo D. 15 91-92	3
16	90.3612.00	OR D. 31.47x1.78 NBR SH. 70 2125 91-92	3
17	90.1614.00	Anello rad. D. 20.0x30.0x5.0 23	3
18	99.1807.00	Vite M6x10 UNI 5739	8
19	50.1500.74	Coperchio laterale carter	2
20	50.2116.51	Distanziale	1
21	90.4097.00	OR D. 55.56x3.53 NBR SH. 70 159	2

POS	COD.	DESCRIZIONE – DESCRIPTION - KIT	NR
22	91.8329.00	Cuscinetto a sfere	2
23	50.0104.22	Carter pompa	1
24	98.2103.00	Tappo carico olio G 3/8”	1
25	90.3920.00	OR D. 101.27x2.62 NBR SH. 70 3400	1
26	50.1600.22	Coperchio posteriore carter	1
27	99.1837.00	Vite M6x14 UNI 5931	5
28	90.3585.00	OR D. 10.82x1.78 NBR SH. 70 2043	4
29	97.5968.00	Spia livello olio G 3/4”	1
30	98.2042.50	Tappo G 1/4”x9 TE17 – Zinc.	1
31	50.0201.35 50.0205.35	Albero ecc. C.10 – TT1611 TT9441 Albero ecc. C. 8.5 – TT1411 TT9351	1
32	97.7330.00	Spinotto D. 9x19.5	3
33	91.4878.00	Linguetta 8x7x25 UNI 6604	1
34	50.0300.01	Biella completa	3
36	96.6939.00	Rosetta D. 6.4x10.0x0.7	6
37	99.1927.00	Vite M6x35 UNI 5931	6
38	52.0500.56	Guida pistone	3
39	96.7070.00	Rosetta D. 9.0x23.0x0.5	3
40	90.5022.00	Anello antiest. D. 6.2x9.0x1.5	3
41	52.0400.09	Pistone D. 15x37.5	3
42	96.7008.00	Rosetta D. 8.0x13.0x1.0	3
43	92.2216.00	Dado M8x13x5 - INOX	3
44	50.2115.51	Distanziale	1

POS	COD.	DESCRIZIONE – DESCRIPTION - KIT	NR
45	90.1634.00	Anello rad. D. 25.0x42.0x7.0	1
46	50.2000.74	Piedino pompa	2
47	96.7016.00	Rosetta D. 8.4 UNI 1751	4
48	99.3037.00	Vite M8x16 UNI 5739	4
49	98.2100.00	Tappo G 3/8”x13	1
50	98.2176.00	Tappo G 1/2”x10	1
51	96.7514.00	Rosetta D. 21.5x27.0x1.5	1
52	96.7380.00	Rosetta D. 17.5x23.0x1.5	1
53	90.2622.00	Anello RESTOP D. 15x25x5/3.1 88-92	3
54	90.3572.00	OR D. 5.28x1.78 NBR SH. 70 2021	3
55	90.2617.00	Anello ten. alt.D. 15x25x5.8 LP 88-92	3

SERIE 63

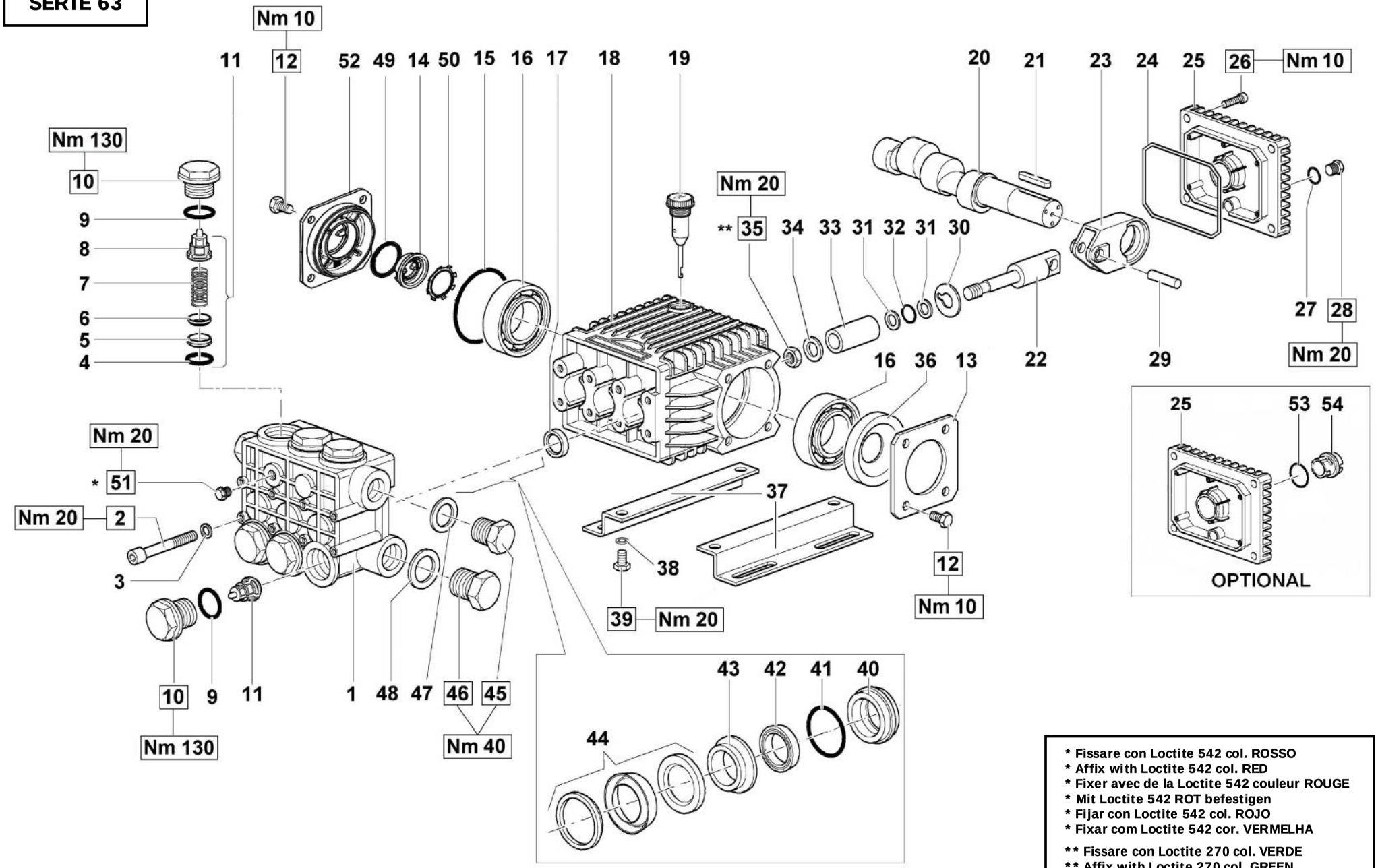

* Fissare con Loctite 542 col. ROSSO
* Affix with Loctite 542 col. RED
* Fixer avec de la Loctite 542 couleur ROUGE
* Mit Loctite 542 ROT befestigen
* Fijar con Loctite 542 col. ROJO
* Fixar com Loctite 542 cor. VERMELHA

** Fissare con Loctite 270 col. VERDE
** Affix with Loctite 270 col. GREEN
** Fixer avec de la Loctite 270 couleur VERT
** Mit Loctite 270 GRÜN befestigen
** Fijar con Loctite 270 col. VERDE
** Fixar com Loctite 270 cor. VERDE

DIS. COD. 63.9500.00

EL2002 - EL2007 - EL2009 - EL1403 - EL1411 - EL1713
EL1714 - UL1413 - UL1715 - UL1716 - UL2009 - UL2011
EH1413 - EH1416 - EH2009 - EH2011 - UH2008
UH2011 - UH2013 - UH2016 - UH2014

KIT RICAMBI – SPARE KITS

KIT Nr.	KIT 123	KIT 124	KIT 159	PISTONE - PISTON D. 15 KIT 160	KIT 162	KIT 164	KIT 166	PISTONE - PISTON D. 18 KIT 161	KIT 163	KIT 165	KIT 167
Posizioni incluse Positions included	4 – 5 6 – 7 8 (11)	9 -10	17	42 – 44	40	43	40 – 41 42 – 43 44	42 – 44	40	43	40 – 41 42 – 43 44
Nr. Pcs.	6	6	3	3	3	3	1	3	3	3	1

PISTONE - PISTON D. 15	PISTONE - PISTON D. 18
EL2002 - EL2007 - EL2009 - UL2009 UL2011 - EH1413 - EH1416 - EH2009 EH2011 - UH2008 - UH2011 - UH2013 UH2016 - UH2014	EL1403 - EL1411 - EL1713 EL1714 - UL1413 - UL1715 UL1716

POS	COD.	DESCRIZIONE – DESCRIPTION - KIT	NR
1	63.1200.41 63.1203.41	Testata D. 15 Testata D. 18	1
2	99.3192.00	Vite M8x65 UNI 5931 – Zinc.	8
3	96.7014.00	Rosetta D. 8.4x13.0x0.8	8
4	90.3841.00	OR D. 17.13x2.62 NBR SH. 70 3068 123	6
5	36.2003.66	Sede valvola 123	6
6	36.2001.76	Valvola 123	6
7	94.7376.00	Molla Dm 9.4x14.8 123	6
8	36.2025.51	Guida valvola 123	6
9	90.3847.00	OR D. 20.24x2.62 NBR SH. 90 3081 124	6
10	98.2226.00	Tappo M24x17x1.5 124	6
11	36.7115.01	Gr. valvola aspiraz./mandata 123	6
12	99.1807.00	Vite M6x10 UNI 5739	8
13	50.1500.74	Coperchio laterale carter	1
14	53.2108.51	Vetrino spia livello olio	1
15	90.3848.00	OR D. 56.82x2.62 NBR SH. 70 3225	1
16	91.8331.00	Cuscinetto a sfera	2
17	90.1595.00	Anello rad. D. 18.0x26.0x6.0 159	3
18	63.0100.22	Carter pompa	1
19	98.2103.00	Tappo carico olio G 3/8”	1
20	63.0202.65 63.0205.65 63.0208.65 63.0212.35 63.0216.35 63.0218.35	Albero ecc. C.5 – UH2008 Albero ecc. C.5.5 – EH2009 UH2011 Albero ecc. C.8 – EH2011 UH2013 Albero ecc. C.10 – EL2007 EL1411 UL2009 UL1413 EH1413 UH2016 Albero ecc. C.12 – EL2009 EL1713 UL2011 UL1715 EH1416 Albero ecc. C.13 – EL1714	1
21	91.4892.00	Linguetta	1
22	63.0500.66	Guida pistone	3
23	63.0300.22	Biella	3
24	90.3920.00	OR D. 101.27x2.62 NBR SH. 70 3400	1
25	63.1600.22 63.1601.22	Coperchio posteriore – OPTIONAL Coperchio posteriore	1
26	99.1837.00	Vite M6x14 5931 8.8 Zinc.	4
27	90.3585.00	OR D. 10.82x1.78 NBR SH. 70 2043	1
28	98.2042.50	Tappo G 1/4”x9 TE17 Zinc.	1
29	97.7335.00	Spinotto D. 9x27.5	3
30	96.7075.00	Rosetta D. 9.0x25.0x0.5	3
31	90.5022.00	Anello antiest. D. 6.2x9.0x1.5	6
32	90.3573.00	OR D. 5.28x1.78 NBR SH. 70 2021	3
33	52.0400.09 44.0401.09	Pistone D. 15 Pistone D. 18	3
34	44.2115.70	Rosetta con collare D. 8	3
35	92.2216.00	Dado M8x13x5 – INOX	3
36	90.1641.00	Anello rad. D. 25.0x65.0x10.0	1
37	50.2000.74	Piedino pompa	2
38	96.7016.00	Rosetta D. 8.4 UNI 1751 – Zinc.	4
39	99.3037.00	Vite M8x16 5739	4
40	63.0800.70 63.0801.70	Anello di fondo D. 15 162-166 Anello di fondo D. 18 163-167	3
41	90.3608.00	OR D. 28.3x1.78 NBR SH. 70 2112 166-167	3
42	90.2608.00 90.2650.00	Anello ten. alt. D. 15x22x5 LP 160-166 Anello ten. alt. D. 18x24x5 LP 161-167	3
43	63.2160.70 63.2161.70	Anello intermedio D. 15 164-166 Anello intermedio D. 18 165-167	3
44	90.2612.00 90.2654.00	An. ten. alt. D. 15x24x8.5 HP 160-166 An. ten. alt. D. 18x28x10 HP 161-167	3
45	98.2100.00	Tappo G 3/8”x13	1
46	98.2176.00	Tappo G 1/2”x10	1
47	96.7380.00	Rosetta D. 17.5x23.0x1.5	1
48	96.7514.00	Rosetta D. 21.5x27.0x1.5	1
49	90.3859.00	OR D. 26.07x2.62 NBR SH. 70 3100	1
50	90.0671.00	Anello d’arresto ZJ30	1
51	98.2041.00	Tappo G 1/4”x9	1
52	53.1500.22	Coperchio laterale carter	1
53	90.4051.00	OR D. 26.58x3.53 NBR SH. 70 – OPT	1
54	63.2100.51	Spia livello olio – OPTIONAL	1

VERSION A (for electric motors NEMA 184 TC)

UL1413 - UL1715 - UL2009 - UL2011

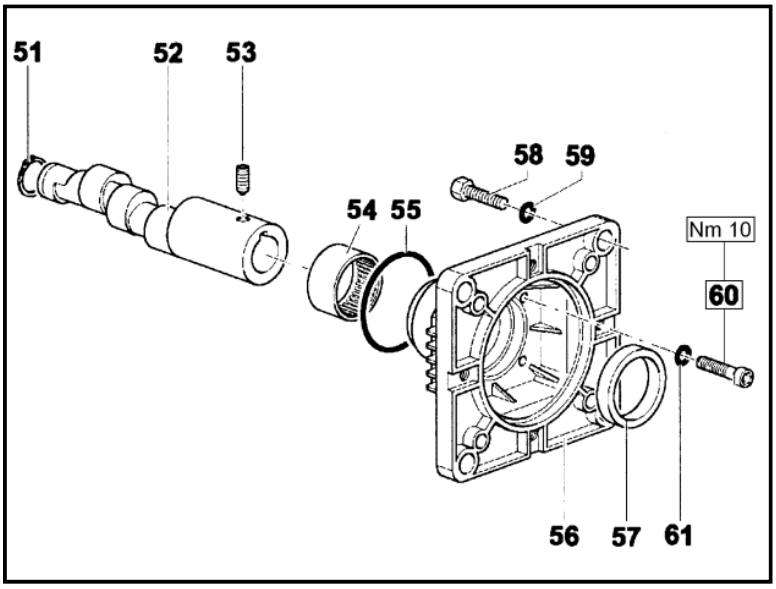

POS	COD.	DESCRIZIONE - DESCRIPTION	NR
51	90.0635.00	Anello d'arresto A25	1
52	63.0232.65 63.0236.65	Albero ecc. C. 10 – UL2009 UL1413 Albero ecc. C. 12 – UL2011 UL1715	1 1
53	99.1790.00	Vite M6x6 UNI 5929	1
54	91.8568.00	Boccola a rullini	1
55	90.4097.00	OR D. 55.56x3.56 NBR SH. 70 159	1
56	10.0504.22	Flangia per motore elettrico	1
57	90.1690.00	Anello rad. D. 45.0x62.0x8.0	1
58	99.4600.00	Vite 1/2"x1-1/4"	4
59	96.7195.00	Rosetta D. 13.0x18.0x1.1	4
60	99.1912.00	Vite M6x30 UNI 5931	4
61	96.6938.00	Rosetta D. 6.4x10.0x0.7	4

DIS. COD. 63.9501.00

SERIE 63

VERSION B (for electric motors IEC 100-112 B14)

EH1413 - EH1416 - EH2009 - EH2011 - EL2002
EL1403 - EL1411 - EL1713 - EL2007 - EL2009
EL1714

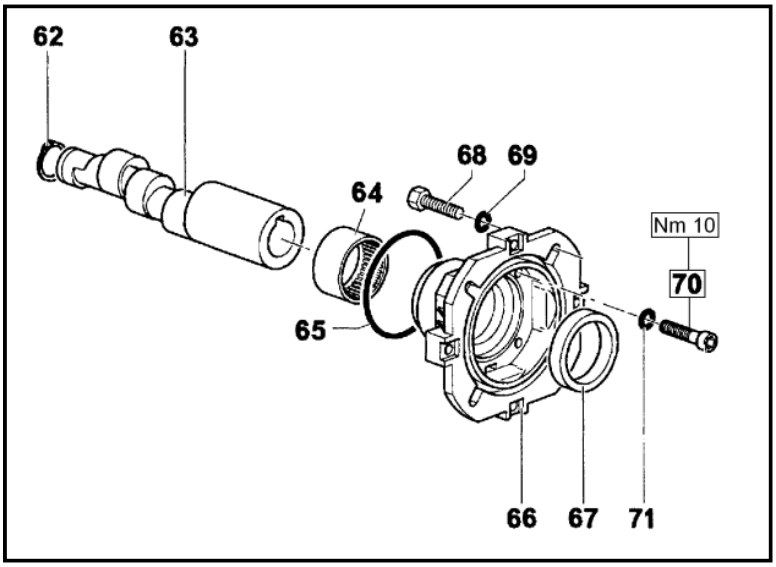

POS	COD.	DESCRIZIONE - DESCRIPTION	NR
62	90.0635.00	Anello d'arresto A25	1
63	63.0239.65 63.0245.65 63.0248.65 63.0252.65 63.0256.65 63.0295.65	Albero ecc. C.3.5 – EL2002 EL1403 Albero ecc. C.6.5 – EH2009 Albero ecc. C.8 – EH2011 Albero ecc. C.10 – EL2007 EL1411 EH1413 Albero ecc. C.12 – EL2009 EL1713 EH1416 Albero ecc. C.13 – EL1714	1
64	91.8568.00	Boccola a rullini	1
65	90.4097.00	OR D. 55.56x3.56 NBR SH. 70 159	1
66	10.0494.22	Flangia per motore elettrico	1
67	90.1690.00	Anello rad. D. 45.0x62.0x8.0	1
68	99.3067.00	Vite M8x25 UNI 5739	4
69	96.7014.00	Rosetta D. 8.4x13.0x0.8	4
70	99.1912.00	Vite M6x30 UNI 5931	4
71	96.6938.00	Rosetta D. 6.4x10.0x0.7	4

DIS. COD. 63.9502.00

SERIE 63

VERSION C1” (for gasoline engines SAE J 609 type B ext.4)

UH2011 – UH2013 - UH2014 – UH2016

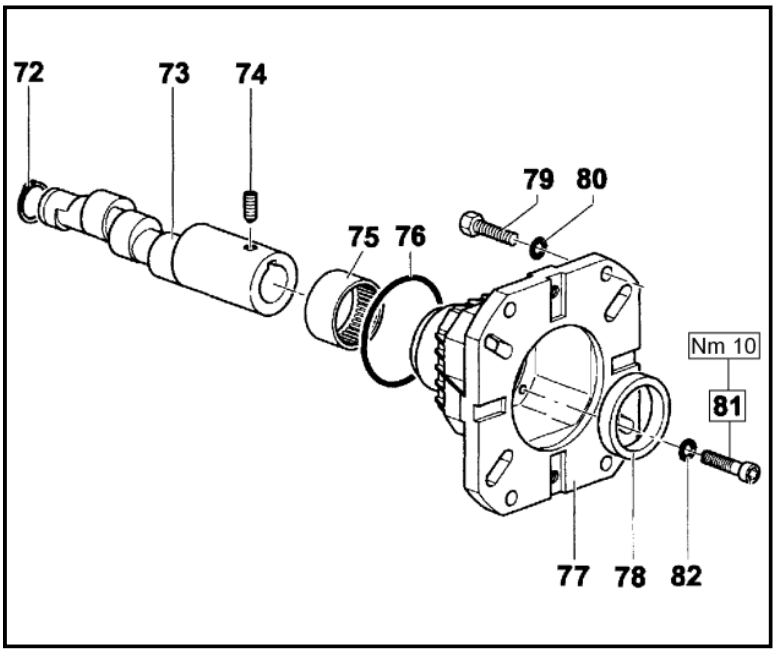

POS	COD.	DESCRIZIONE - DESCRIPTION	NR
72	90.0635.00	Anello d’arresto A25	1
73	63.0277.65 63.0280.65 63.0282.65 63.0284.65	Albero ecc. C.6.5 – UH2011 Albero ecc. C.8 – UH2013 Albero ecc. C.9 – UH2014 Albero ecc. C.10 – UH2016	1 1 1 1
74	99.1790.00	Vite M6x6 UNI 5929	1
75	91.8568.00	Boccola a rullini	1
76	90.4097.00	OR D. 55.56x3.56 NBR SH. 70 159	1
77	10.0518.22	Flangia per motore a scoppio	1
78	90.1690.00	Anello rad. D. 45.0x62.0x8.0	1
79	99.2755.00 99.3346.00	Vite 5/16”x1” Vite 3/8”x1”-1/4	4 4
80	96.7020.00 96.7104.00	Rosetta D. 8.4x15.0x1.5 UNI 1736 Rosetta D. 10.5x16.0x1.0	4 4
81	99.1912.00	Vite M6x30 UNI 5931	4
82	96.6938.00	Rosetta D. 6.4x10.0x0.7	4

DIS. COD. 63.9503.00

SERIE 63

VERSION C3/4” (for gasoline engines SAE J 609 type A ext.3)

UH2008 – UH2011 – UH2013

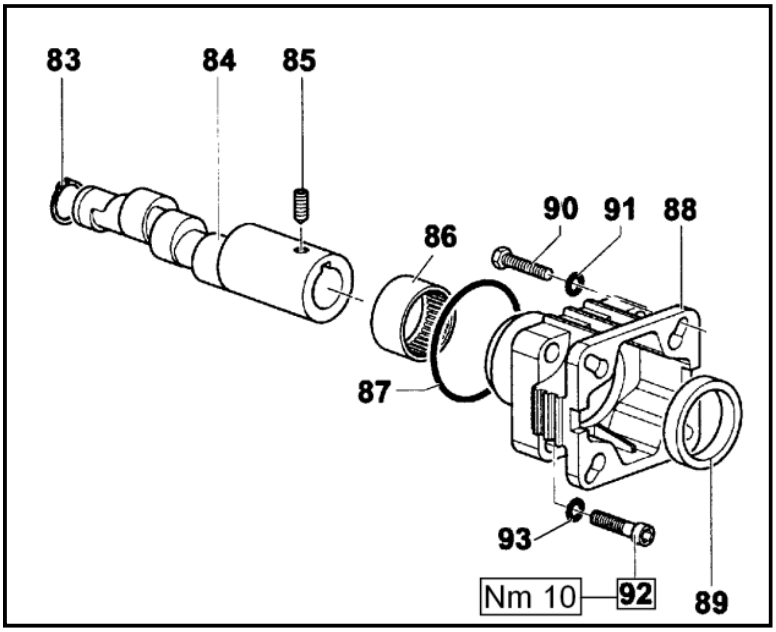

POS	COD.	DESCRIZIONE - DESCRIPTION	NR
83	90.0635.00	Anello d’arresto A25	1
84	63.0262.65 63.0264.65 63.0266.65	Albero ecc. C.5 – UH2008 Albero ecc. C.6.5 – UH2011 Albero ecc. C.8 – UH2013	1 1 1
85	99.1790.00	Vite M6x6 UNI 5929	1
86	91.8568.00	Boccola a rullini	1
87	90.4097.00	OR D. 55.56x3.56 NBR SH. 70 159	1
88	10.0617.22	Flangia per motore a scoppio	1
89	90.1687.00	Anello rad. D. 45.0x60.0x8.0	1
90	99.2730.00	Vite 5/16”x3/4”x24	4
91	96.7014.00	Rosetta D. 8.4x13.0x0.8	4
92	99.1912.00	Vite M6x30 UNI 5931	4
93	96.6938.00	Rosetta D. 6.4x10.0x0.7	4

SERIE 63

DIS. COD. 63.9504.00

VERSION I (for hydraulic motors SAE J 744 type A – 5/8”)

UL1716

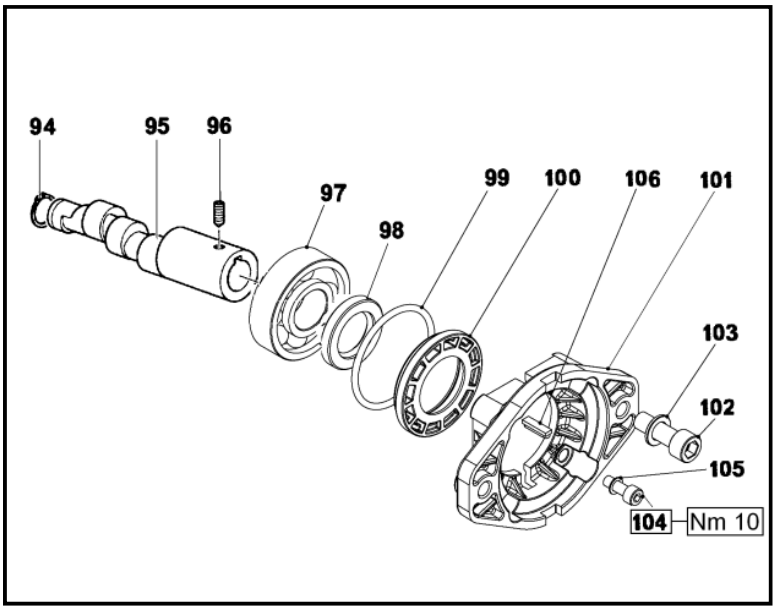

POS	COD.	DESCRIZIONE - DESCRIPTION	NR
94	90.0635.00	Anello d’arresto A25	1
95	63.0237.65	Albero ecc. C.12.5 – UL1716	1
96	99.1790.00	Vite M6x6 UNI 5929	1
97	91.8371.00	Cuscinetto a sfere	1
98	90.1644.00	Anello rad. D. 30.0x42.0x7.0	1
99	90.4097.00	OR D. 55.56x3.56 NBR SH. 70 159	1
100	50.2115.51	Distanziale	1
101	10.0763.22	Flangia per motore idraulico	1
102	99.3686.00	Vite M10x30 UNI 5931	2
103	96.7103.00	Rosetta D. 10.5x18.0x2.0	2
104	99.1868.00	Vite M6x18 UNI 5931	4
105	96.6938.00	Rosetta D. 6.4x10.0x0.7	4
105	91.4685.00	Linguetta 4/4.8x18	1

SERIE 63

INTERPUMP GROUP

VH VERSION

VERSIONE CON VALVOLA DI REGOLAZIONE AUT. – VERSION WITH BUILT-IN AUT. UNLOADER
VERSION AVEC RÉGULATEUR AUT. DE PRESSION INCORPORÉ
AUSFÜHRUNG MIT EINGEBAUTEM AUT. DRUCKREGULIERVENTIL
VERSIÓN CON REGULADOR AUT. DE PRESIÓN INCORPORADO - VERSÃO COM VÁLVULA DO REGULAMENTO AUT.

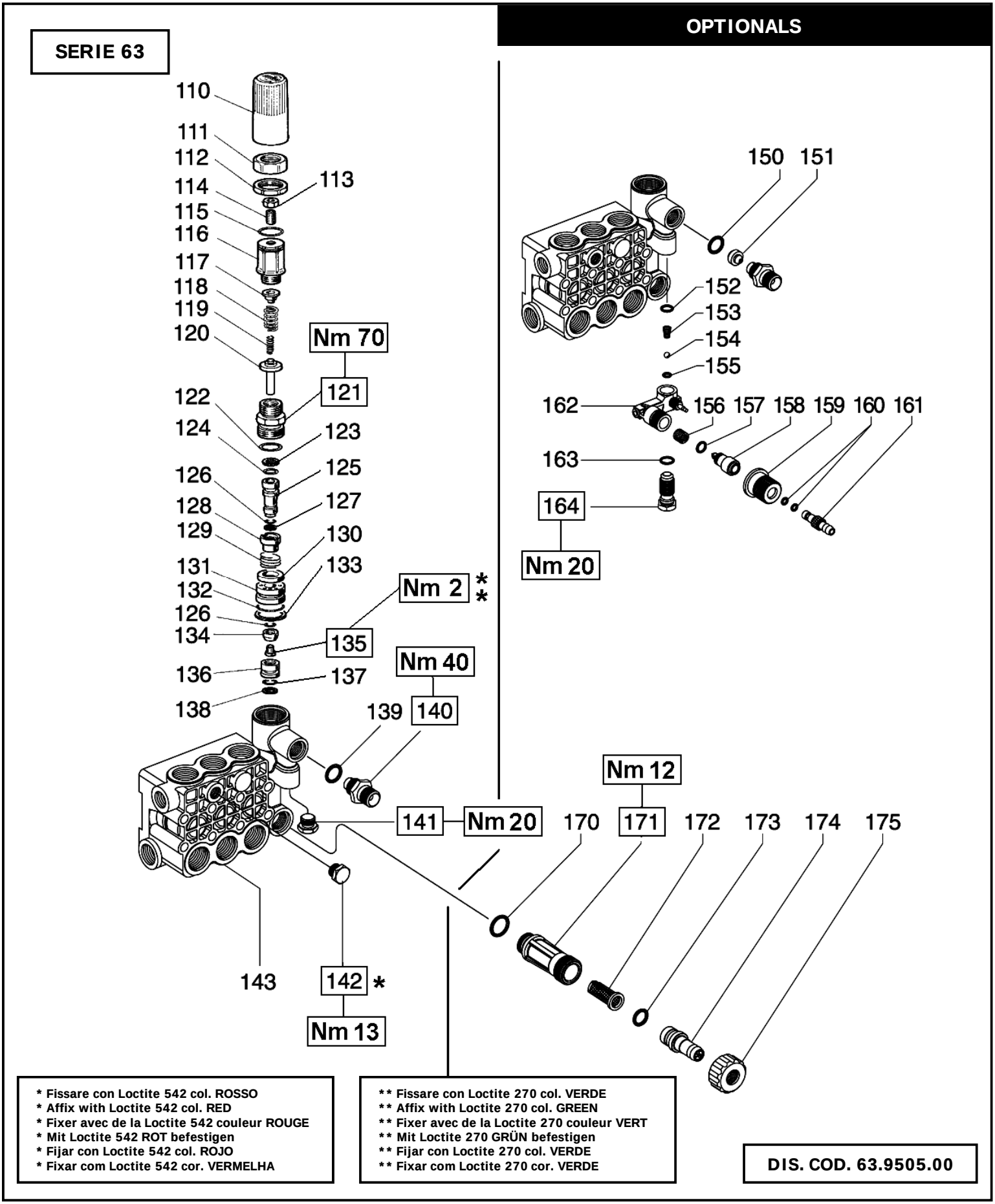

* Fissare con Loctite 542 col. ROSSO
* Affix with Loctite 542 col. RED
* Fixer avec de la Loctite 542 couleur ROUGE
* Mit Loctite 542 ROT befestigen
* Fijar con Loctite 542 col. ROJO
* Fixar com Loctite 542 cor. VERMELHA

** Fissare con Loctite 270 col. VERDE
** Affix with Loctite 270 col. GREEN
** Fixer avec de la Loctite 270 couleur VERT
** Mit Loctite 270 GRÜN befestigen
** Fijar con Loctite 270 col. VERDE
** Fixar com Loctite 270 cor. VERDE

DIS. COD. 63.9505.00

VH VERSION

VERSIONE CON VALVOLA DI REGOLAZIONE AUT. – VERSION WITH BUILT-IN AUT. UNLOADER
VERSION AVEC RÉGULATEUR AUT. DE PRESSION INCORPORÉ
AUSFÜHRUNG MIT EINGEBAUTEM AUT. DRUCKREGULIERVENTIL
VERSIÓN CON REGULADOR AUT. DE PRESIÓN INCORPORADO - VERSÃO COM VÁLVULA DO REGULAMENTO AUT.

POS	COD.	DESCRIZIONE – DESCRIPTION - KIT	NR
110	36.3187.51	Pomolo	1
111	36.3186.70	Ghiera di registro pressione	1
112	92.2935.00	Dado M28x1.5	1
113	92.2218.00	Dado M8x13 UNI 5589	1
114	99.3054.00	Vite M8x20 UNI 5923	1
115	90.3598.00	OR D. 20.35x1.78 NBR SH. 70 2081	1
116	36.3185.70	Registro pressione	1
117	36.3169.70	Piattello molla	1
118	94.7436.00	Molla Dm. 15.0x35.0	1
119	94.7345.00	Molla Dm. 7.6x29.0	1
120	36.3233.70	Piattello inferiore molla	1
121	36.3228.70	Boccola di guida	1
122	90.3857.00	OR D. 23.81x2.62 NBR SH. 70 132	1
123	90.5052.00	Anello antiest. D. 9.6x14.0x1.5 137	1
124	90.3820.00	OR D. 9.13x2.62 NBR SH. 70 109 137	1
125	36.3234.70	Pistoncino di comando 137	1
126	90.3575.00	OR D. 6.75x1.78 NBR SH. 70 106 137	2
127	90.5025.00	Anello antiest. D. 7.0x10.0x1.5 137	1
128	36.3230.70	Distanziale 137	1
129	94.7485.00	Molla Dm. 18.5x11.0 137	1
130	36.3231.51	Valvola 137	1
131	36.3229.70	Guida valvola 137	1
132	90.3600.00	OR D. 21.95x1.78 NBR SH. 70 2087 137	1
133	90.5144.00	Anello antiest. D. 22.0x25.0x1.5 137	1
134	36.3190.66	Valvola sferica 137	1
135	99.1509.00	Vite M5x8.5x0.5 - INOX 137	1
136	36.3164.66	Sede valvola 137	1
137	90.3822.00	OR D. 9.92x2.62 NBR SH. 70 112 137	1
138	90.5065.00	Anello antiest. D. 10.6x15.0x2.0 137	1
139	90.3832.00	OR D. 13.95x2.62 NBR SH. 70 3056 94	1
140	10.0078.70 10.0147.70	Nipplo G 3/8” con D. 3 Nipplo M22x1.5 con D. 3	1
141	98.2057.00	Tappo M14x1.5	1
142	98.2041.00	Tappo G 1/4”x9	1
143	63.1201.41 63.1204.41	Testata D. 15 Testata D. 18	1

OPTIONALS

POS	COD.	DESCRIZIONE – DESCRIPTION - KIT	NR
150	90.3822.00	OR D. 9.92x2.62 NBR SH. 70 112 94	1
151	10.0437.70 10.0151.66 10.0076.66	Ugello D.1.6 (<8 l/min.) Ugello D.2 (8÷11 l/min.) Ugello D.2.2 (12÷17 l/min.)	1
152	90.3582.00	OR D. 9.25x1.78 NBR SH. 70 2037 94	1
153	94.8217.00	Molla conica D. 4.3/7.3x11.0 94	1
154	97.4782.00	Sfera D. 7/32” 94	1
155	90.3572.00	OR D. 5.28x1.78 NBR SH. 70 2021 94	1
156	94.7383.00	Molla Dm. 9.75x10.0 94	1
157	90.3580.00	OR D. 8.73x1.78 NBR SH. 70 108 94	1
158	36.2564.70	Otturatore	1
159	36.2565.51	Pomolo	1
160	90.3570.00	OR D. 4.48x1.78 NBR SH. 70 2018 94	2
161	36.2566.70	Innesto porta-gomma	1
162	36.3181.51	Corpo dosatore	1
163	90.3585.00	OR D. 10.82x1.78 NBR SH. 70 2043 94	1
164	36.2563.70	Sede valvola	1
170	90.3841.00	OR D. 17.13x2.62 NBR SH. 70 3068	1
171	36.3182.51	Nipplo aspirazione G 3/4”	1
172	92.8925.00	Filtro	1
173	90.3828.00	OR D. 12.37x2.62 NBR SH. 70 3050	1
174	36.2569.51	Porta-gomma aspirazione	1
175	92.9828.00	Ghiera G 3/4”	1

KIT RICAMBI – SPARE KITS

KIT NR.	KIT 94	KIT 137
Posizioni incluse Positions included	139 - 150 - 152 153 - 154 - 155 156 - 157 - 160 163	123 - 124 - 125 126 - 127 - 128 129 - 130 - 131 132 - 133 - 134 135 - 136 - 137 138
Nr. Pcs.	1÷2	1÷2

VK VERSION

VERSIONE CON VALVOLA DI REGOLAZIONE AUT. – VERSION WITH BUILT-IN AUT. UNLOADER
VERSION AVEC RÉGULATEUR AUT. DE PRESSION INCORPORÉ
AUSFÜHRUNG MIT EINGEBAUTEM AUT. DRUCKREGULIERVENTIL
VERSIÓN CON REGULADOR AUT. DE PRESIÓN INCORPORADO - VERSÃO COM VÁLVULA DO REGULAMENTO AUT.

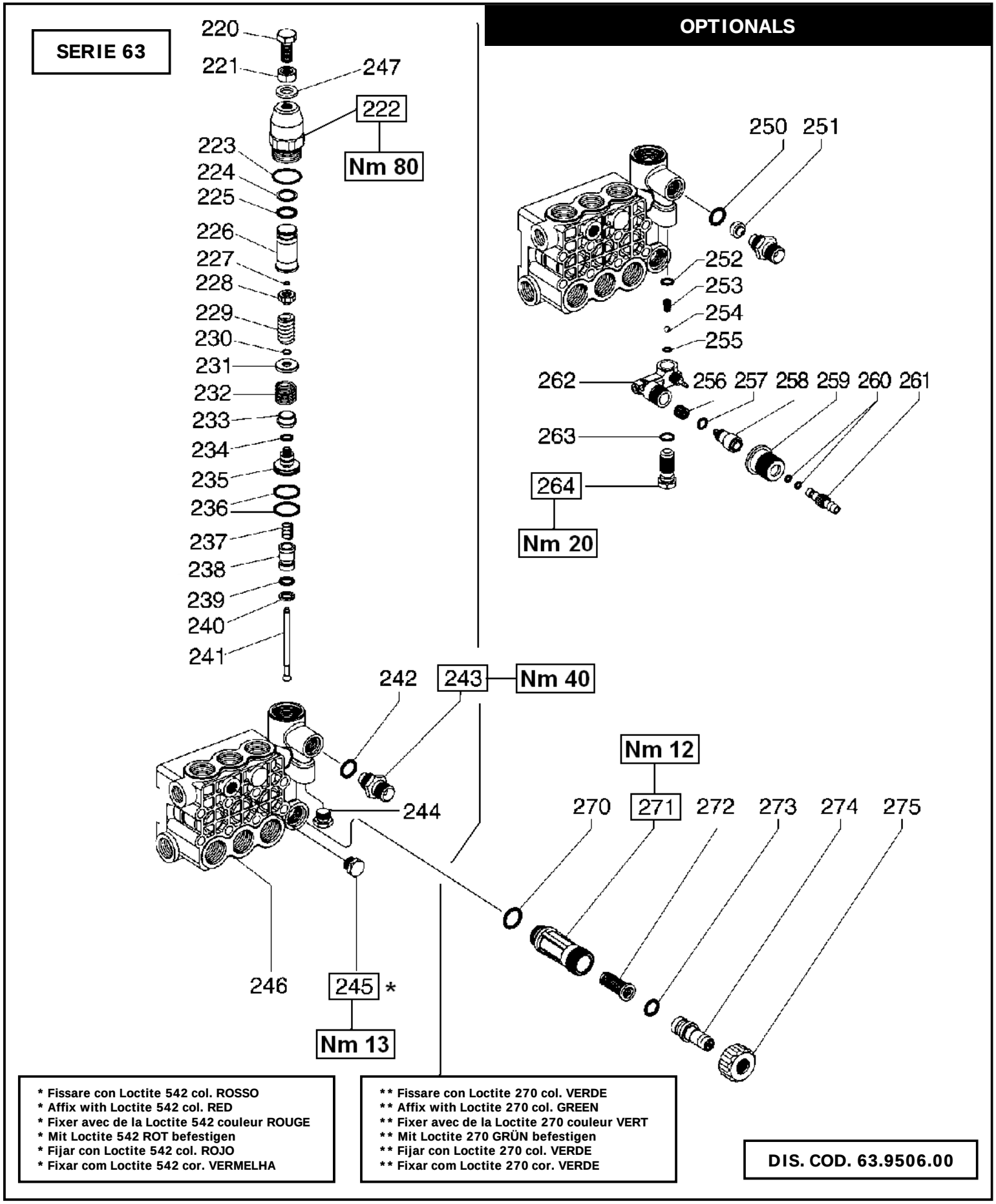

* Fissare con Loctite 542 col. ROSSO
* Affix with Loctite 542 col. RED
* Fixer avec de la Loctite 542 couleur ROUGE
* Mit Loctite 542 ROT befestigen
* Fijar con Loctite 542 col. ROJO
* Fixar com Loctite 542 cor. VERMELHA

** Fissare con Loctite 270 col. VERDE
** Affix with Loctite 270 col. GREEN
** Fixer avec de la Loctite 270 couleur VERT
** Mit Loctite 270 GRÜN befestigen
** Fijar con Loctite 270 col. VERDE
** Fixar com Loctite 270 cor. VERDE

DIS. COD. 63.9506.00

VK VERSION

VERSIONE CON VALVOLA DI REGOLAZIONE AUT. – VERSION WITH BUILT-IN AUT. UNLOADER
VERSION AVEC RÉGULATEUR AUT. DE PRESSION INCORPORÉ
AUSFÜHRUNG MIT EINGEBAUTEM AUT. DRUCKREGULIERVENTIL
VERSIÓN CON REGULADOR AUT. DE PRESIÓN INCORPORADO - VERSÃO COM VÁLVULA DO REGULAMENTO AUT.

POS	COD.	DESCRIZIONE – DESCRIPTION - KIT		NR
220	99.3663.00	Vite M10x1.25x25 UNI 5740		1
221	92.2368.00	Dado M10x1.25x17 UNI 5589		1
222	36.3270.70	Corpo superiore		1
223	90.3604.00	OR D. 25.12x1.78 NBR SH. 70 2100		1
224	90.5090.00	Anello antiest. D. 15.8x20.0x1.3		1
225	90.3835.00	OR D. 15.08x2.62 NBR SH. 70 119		1
226	36.3271.70	Fine corsa		1
227	90.0059.00	Anello d'arresto A05 UNI 7433	177	1
228	36.3274.70	Piattelo molla	177	1
229	94.7408.00	Molla Dm. 12.5x26.0	177	1
230	90.0062.00	Anello d'arresto A08 UNI 7433	177	1
231	36.3273.70	Piattello molla	177	1
232	94.7480.00	Molla Dm. 18.2x16.5	177	1
233	36.3277.56	Otturatore	177	1
234	90.3581.00	OR D. 8.73x1.78 NBR SH. 70 108	177	1
235	36.3272.70	Pistoncino di comando	177	1
236	92.7710.00	Fascia elastica D. 25	177	2
237	94.7372.00	Molla Dm. 9.3x15.0	177	1
238	36.3276.66	Sede valvola	177	1
239	90.3823.00	OR D. 9.92x2.62 NBR SH. 70 112	177	1
240	90.5065.00	Anello antiest. D. 10.6x15.0x2.0	177	1
241	36.3275.66	Asta valvola	177	1
242	90.3832.00	OR D. 13.95x2.62 NBR SH.70 3056	94	1
243	10.0078.70 10.0147.70	Nipplo G 3/8" con D. 8 Nipplo M22x1.5 con D. 8		1
244	98.2057.00	Tappo M14x1.5		1
245	98.2041.00	Tappo G 1/4"x9		1
246	63.1201.41 63.1204.41	Testata D. 15 Testata D. 18		1
247	96.7103.00	Rosetta D. 10.5x18.0x2.0		1

OPTIONALS

POS	COD.	DESCRIZIONE – DESCRIPTION - KIT		NR
250	90.3822.00	OR D. 9.92x2.62 NBR SH. 70112	94	1
251	10.0437.70 10.0151.66 10.0076.66	Ugello D.1.6 (<8 l/min.) Ugello D.2 (8-11 l/min.) Ugello D.2.2 (12-15 l/min.)		1
252	90.3582.00	OR D. 9.25x1.78 NBR SH. 70 2037	94	1
253	94.8217.00	Molla conica D. 4.3/7.6x11.0	94	1
254	97.4782.00	Sfera D. 7/32"	94	1
255	90.3572.00	OR D. 5.28x1.78 NBR SH. 70 2021	94	1
256	94.7383.00	Molla Dm. 9.75x10.0	94	1
257	90.3580.00	OR D. 8.73x1.78 NBR SH. 70 108	94	1
258	36.2564.70	Otturatore		1
259	36.2565.51	Pomolo		1
260	90.3570.00	OR D. 4.48x1.78 NBR SH. 70 2018	94	2
261	36.2566.70	Innesto porta-gomma		1
262	36.3181.51	Corpo dosatore		1
263	90.3585.00	OR D. 10.82x1.78 NBR SH. 70 2043	94	1
264	36.2563.70	Sede valvola		1
270	90.3841.00	OR D. 17.13x2.62 NBR SH. 70 3068		1
271	36.3182.51	Nipplo aspirazione G 3/4"		1
272	92.8925.00	Filtro		1
273	90.3828.00	OR D. 12.37x2.62 NBR SH. 70 3050		1
274	36.2569.70	Porta-gomma aspirazione		1
275	92.9828.00	Ghiera G 3/4"		1

KIT RICAMBI – SPARE KITS

KIT NR.	KIT 94	KIT 177
Posizioni incluse Positions included	242 - 250 - 252 253 - 254 - 255 256 - 257 - 260 263	227 - 228 - 229 230 - 231 - 232 233 - 234 - 235 236 - 237 - 238 239 - 240 - 241
Nr. Pcs.	1÷2	1÷2

* Fissare con Loctite 542 col. ROSSO
* Affix with Loctite 542 col. RED
* Fixer avec de la Loctite 542 couleur ROUGE
* Mit Loctite 542 ROT befestigen
* Fijar con Loctite 542 col. ROJO
* Fixar com Loctite 542 cor. VERMELHA

** Lubrificare con grasso di vaselina
** To lubricate with vaseline grease
** Lubrifier avec gras des vaseline
** Sich mit fett zum vaselin schmieren
** Para lubricar con la grasa de vaselina
** Para lubrificar com a graxa de vaselina

DIS. COD. 53.9500.00

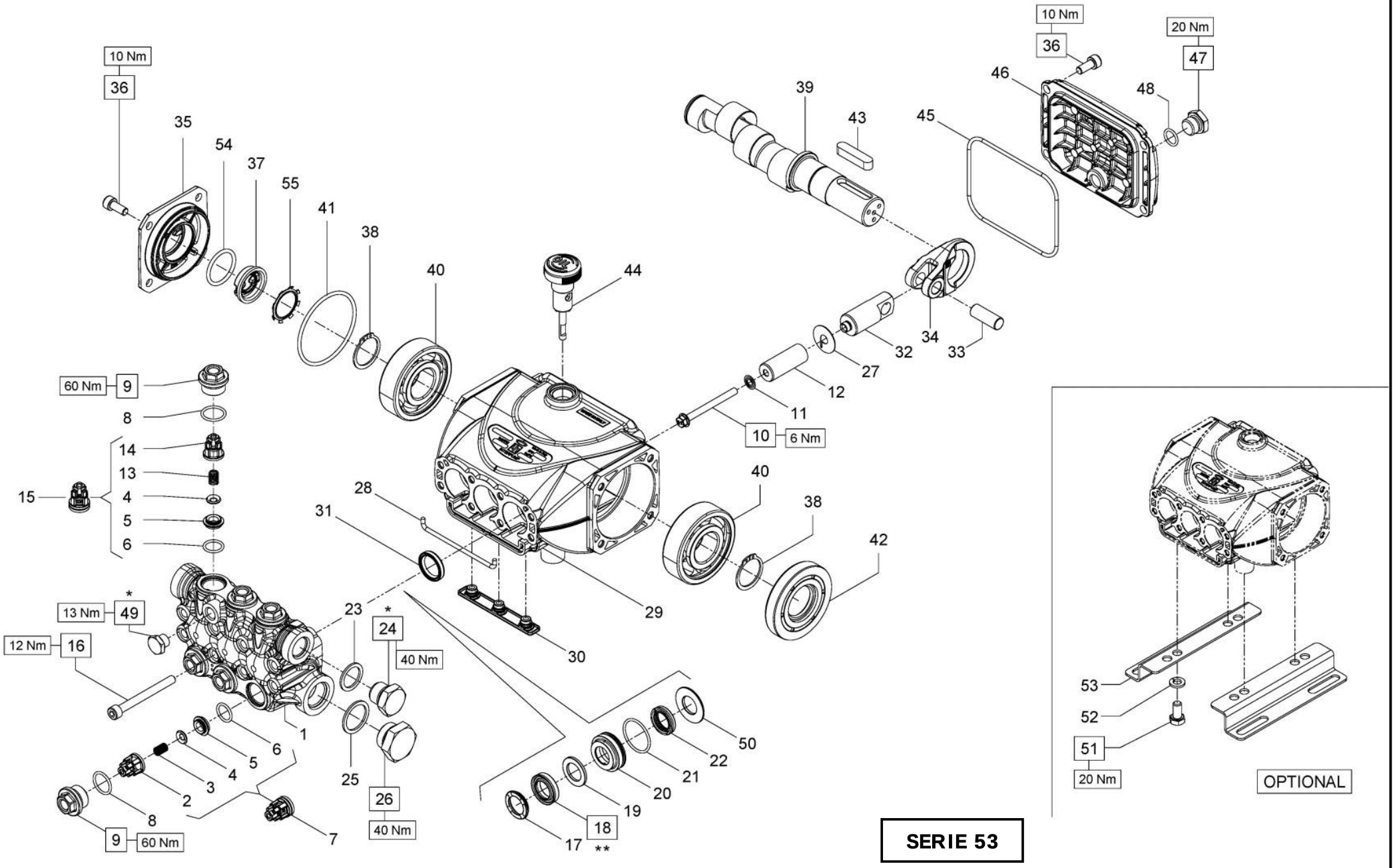

E1B1807 - E1B1808 - E1B1809 - E1B1611 - E1B1612
E1B1613 - E1B1614 - E1B1810 - E1C1808 - E1C1609
E1C1810 - E1C1811 - E1C1612 - E1C1613 - E1C1614
E1D1807 - E1D1808 - E1D1810 - E1D1811 - E1D1813
E1D1814 - E1E1808 - E1E1810 - E1E1811 - E1E1812
E1E1813 - E1E3106 - E1E3107 - E1E3108 - E1E3109
E1E3110 - E1E3111 - E1E3112 - E1E3113 - E1E1814
E1E2111

PISTON D. 13	PISTON D. 15	PISTON D. 18
E1E3106 - E1E3107 E1E3108 - E1E3109 E1E3110 - E1E3111 E1E3112 - E1E3113	E1B1807 - E1B1808 - E1B1809 E1B1810 - E1C1808 - E1C1810 E1C1811 - E1D1807 - E1D1808 E1D1810 - E1D1811 - E1D1813 E1D1814 - E1E1808 - E1E1810 E1E1812 - E1E1813 - E1E1811 E1E1814 - E1E2111	E1B1611 - E1B1612 E1B1614 - E1C1609 E1C1612 - E1C1613 E1C1614 - E1B1613

POS	COD.	DESCRIZIONE – DESCRIPTION - KIT	NR
1	53.1206.15 53.1200.15 53.1201.15	Testata pompa D. 13 Testata pompa D. 15 Testata pompa D. 18	1
2	36.2119.51	Guida valvola d'aspirazione 309	3
3	94.7326.00	Molla Dm. 6.0x12.0 309	3
4	36.2112.76	Valvola sferica 309	6
5	36.2113.66	Sede valvola 309	6
6	90.3674.00	OR D. 12.00x2.00 NBR SH. 70 309	6
7	36.7224.01	Gr. valvola d'aspirazione 309	3
8	90.3593.00	OR D. 15.60x1.78 NBR SH. 70 2062 310-333	6
9	98.2137.30 98.2137.40	Tappo M18x1.5x10 - D.15-18 310 Tappo M18x1.5x10 - D.13 333	6
10	99.1690.00	Vite M5x55	3
11	96.6905.00	Rosetta D. 5.0x11.5x0.4	3
12	63.0406.09 53.0400.09 63.0405.09	Pistone D. 13x38.5 Pistone D. 15x38.5 Pistone D. 18x38.5	3
13	94.7333.00	Molla Dm. 6.2x10.4 309	3
14	36.2111.51	Guida valvola di mandata 309	3
15	36.7193.01	Gr. valvola di mandata 309	3
16	99.1990.00	Vite M6x60 UNI 5931	8
17	44.1002.51 63.1010.51 63.1011.51	Anello di testa D. 13 318-319 Anello di testa D. 15 312-313 Anello di testa D. 18 314-315	3

KIT RICAMBI - SPARE KITS

	PISTONE – PISTON D. 13					PISTONE – PISTON D. 15			PISTONE – PISTON D. 18		
KIT Nr.	**KIT 309**	**KIT 311**	**KIT 333**	**KIT 318**	**KIT 319**	**KIT 310**	**KIT 312**	**KIT 313**	**KIT 310**	**KIT 314**	**KIT 315**
Posizioni incluse Positions included	2 - 3 - 4 5 - 6 - 13 14 (7) - (15)	31	8 - 9	17 - 18 19 - 21 22	17 - 18 19 - 20 21 - 22 50	8 - 9	17 - 18 19 - 21 22	17 - 18 19 - 20 21 - 22 50	8 - 9	17 - 18 19 - 21 22	17 - 18 19 - 20 21 - 22 50
Nr. Pcs.	3 ÷ 6	3	6	3	1	6	3	1	6	3	1

POS	COD.	DESCRIZIONE – DESCRIPTION - KIT	NR
18	90.2602.00 90.2611.00 90.2653.50	An. ten.alt. D.13x21x4 HP 318-319 An. ten.alt. D.15x24x5.4/3.4 HP 312-313 An. ten.alt. D.18x28x6/3.7 HP 314-315	3
19	90.5076.50 90.5089.90 90.5111.50	Anello antiest. D. 13x21x3 318-319 Anello antiest. D. 15x24x2 312-313 Anello antiest. D. 18x28x2 314-315	3
20	53.2104.70 53.2101.70 53.2102.70	Supporto guarnizione D. 13 319 Supporto guarnizione D. 15 313 Supporto guarnizione D. 18 315	3
21	90.3604.00	OR D. 25.12x1.78 NBR SH. 70 2100 312-313-314-315-318-319	3
22	90.2601.00 90.2608.00 90.2650.00	An. ten. alt. D. 13x20x5 LP 318-319 An. ten. alt. D. 15x22x5 LP 312-313 An. ten. alt. D. 18x24x5 LP 314-315	3
23	96.7380.00	Rosetta D. 17.5x23.0x1.5	1
24	98.2100.50	Tappo G 3/8"x13 TE22 – Zinc.	1
25	96.7514.00	Rosetta D. 21.5x27.0x1.5	1
26	98.2187.00	Tappo G 1/2"x10 TE27 – Zinc.	1
27	96.6990.00	Rosetta D. 7.5x23.0x0.5	3
28	53.2103.82	Guarnizione spugna D. 3x85	1
29	53.0100.22	Carter pompa	1
30	58.2104.51	Protezione	1
31	90.1593.00	Anello rad. D. 18.0x24.0x4.0 311	3
32	53.0500.66	Guida pistone	3
33	97.7338.00	Spinotto D. 10x26.5	3
34	53.0300.22	Biella	3
35	53.1500.22	Coperchio laterale carter	1
36	99.1837.00	Vite M6x14 UNI 5931	8
37	53.2108.51	Vetrino spia livello olio	1
38	90.0635.00	Anello d'arresto A25	2

POS	COD.	DESCRIZIONE – DESCRIPTION - KIT	NR
39	60.0202.65 60.0204.65 60.0207.65 60.0209.65 60.0285.35 60.0212.35 60.0217.35 60.0283.35 60.0284.35 53.0200.35 53.0201.35	Alb. ecc. C.5 - E1D1807 E1E1808 E1E3106 Alb. ecc. C.6 - E1D1808 E1E1810 E1E3107 Alb. ecc. C.7.2 - E1C1609 E1D1810 E1E1812 E1E3108 Alb. ecc. C.8 - E1E1813 E1E3109 E1D1811 E1E1814 Alb. ecc. C.9 - E1D1813 E1E3110 Alb. ecc. C.9.4 - E1B1807 E1C1808 E1C1612 Alb. ecc. C.11.5 - E1B1808 E1C1810 E1E3113 E1B1613 Alb. ecc. C.10 - E1B1611 E1C1613 E1D1814 E1E3111 Alb. ecc. C.11 - E1B1612 E1C1614 E1E3112 Alb. ecc. C.13 - E1B1614 E1B1810 Alb. ecc. C.12 - E1B1809 E1C1811	1
40	91.8328.00 91.8331.00	Cuscinetto a sfere - D. 15-18 Cuscinetto a sfere - D. 13	2
41	90.3898.00	OR D. 56.82x2.62 NBR SH. 70 3225	1
42	90.1641.00	Anello rad. D. 25.0x62.0x10.0	1
43	91.4892.00	Linguetta 8x7x35	1
44	98.2108.00	Tappo con asta G 3/8"x45	1
45	90.3917.00	OR D. 88.57x2.62 NBR SH.70 3350	1
46	53.1600.22	Coperchio posteriore	1
47	98.2042.50	Tappo G 1/4"x9 TE17 – Zinc.	1
48	90.3585.00	OR D. 10.82.1.78 NBR SH. 70 2043	1
49	98.1968.00	Tappo G 1/8"x8	1
50	53.2105.70 53.2106.70 53.2107.70	Anello per tenuta D. 13 319 Anello per tenuta D. 15 313 Anello per tenuta D. 18 315	3
51	99.3037.00	Vite M8x16 UNI 5739	4
52	96.7016.00	Rosetta D. 8.4x14.4x2.0	4
53	50.2000.74	Piedino pompa	2
54	90.3859.00	OR D. 25.07x2.62 NBR SH. 70 3100	1
55	90.0671.00	Anello d'arresto ZJ30	1

VERSION A (for electric motors NEMA 56 C)

E1C1808 - E1C1609 - E1C1612 - E1E1808
E1E1811 - E1E1812 - E1E3106

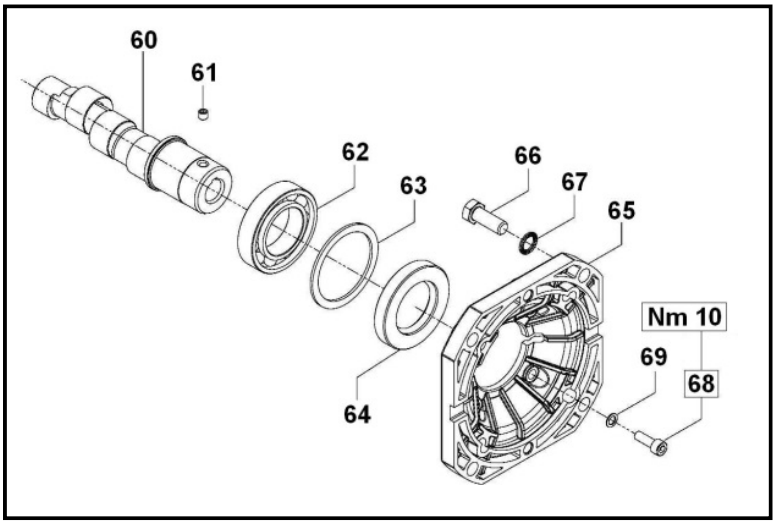

POS	COD.	DESCRIZIONE - DESCRIPTION	NR
60	60.0224.65 60.0227.65 60.0229.65 60.0234.65	Albero ecc. C.5 - E1E1808 E1E3106 Albero ecc. C.6.5 - E1E1811 Albero ecc. C.7.2 - E1C1609 E1E1812 Albero ecc. C.9.4 - E1C1808 E1C1612	1
61	99.1790.00	Vite M6x6 UNI 5929	1
62	91.8464.00	Cuscinetto a sfere	1
63	60.2101.89	Rondella distanziale	1
64	90.1675.00	Anello rad. D. 35.0x62.0x10.0	1
65	10.0344.22	Flangia per motore elettrico	1
66	99.3345.00	Vite 3/8” – 16x1”	4
67	96.7104.00	Rosetta D. 10.5x16.0x1.0	4
68	99.1867.00	Vite M6x18 UNI 5931	4
69	96.6938.00	Rosetta D. 6.4x10.0x0.7	4

DIS. COD. 53.9501.00

SERIE 53

VERSION B (for electric motors IEC 90 B14)

E1B1807 - E1B1808 - E1B1613 - E1B1810
E1D1808 - E1D1810 - E1D1811 - E1D1813

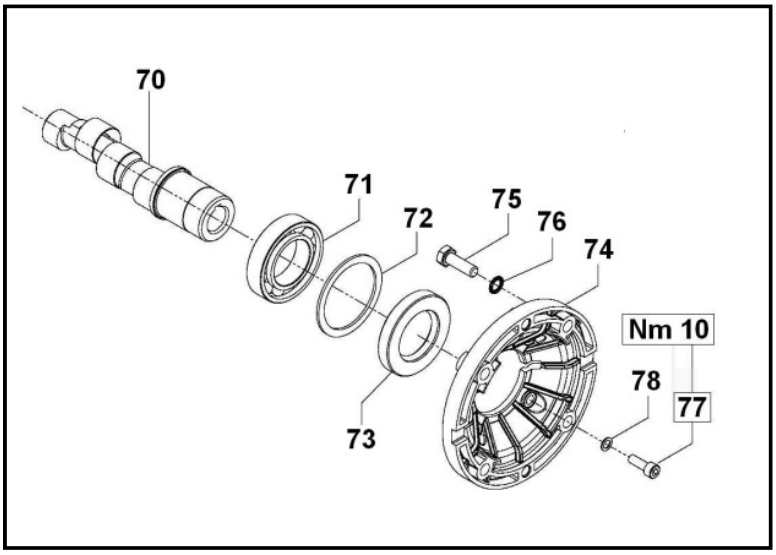

POS	COD.	DESCRIZIONE - DESCRIPTION	NR
70	60.0248.65 60.0251.65 60.0253.65 60.0286.65 60.0256.65 60.0261.65 53.0202.65	Albero ecc. C. 6 – E1D1808 Albero ecc. C. 7.2 – E1D1810 Albero ecc. C. 8 – E1D1811 Albero ecc. C. 9 – E1D1813 Albero ecc. C. 9.4 – E1B1807 Albero ecc. C. 11.5 – E1B1808 E1B1613 Albero ecc. C. 13 – E1B1810	1
71	91.8464.00	Cuscinetto a sfere	1
72	60.2101.89	Rondella distanziale	1
73	90.1675.00	Anello rad. D. 35.0x62.0x10.0	1
74	10.0345.22	Flangia per motore elettrico	1
75	99.3067.00	Vite M8x25 UNI 5739	4
76	96.7014.00	Rosetta D. 8.4x13.0x0.7	4
77	99.1867.00	Vite M6x18 UNI 5931	4
78	96.6938.00	Rosetta D. 6.4x10.0x0.7	4

DIS. COD. 53.9502.00

SERIE 53

VERSION C 3/4” (for gasoline engines SAE J 609 type A ext.3)

E1E1808 – E1E1811 – E1E1812 – E1E1813 – E1E2111

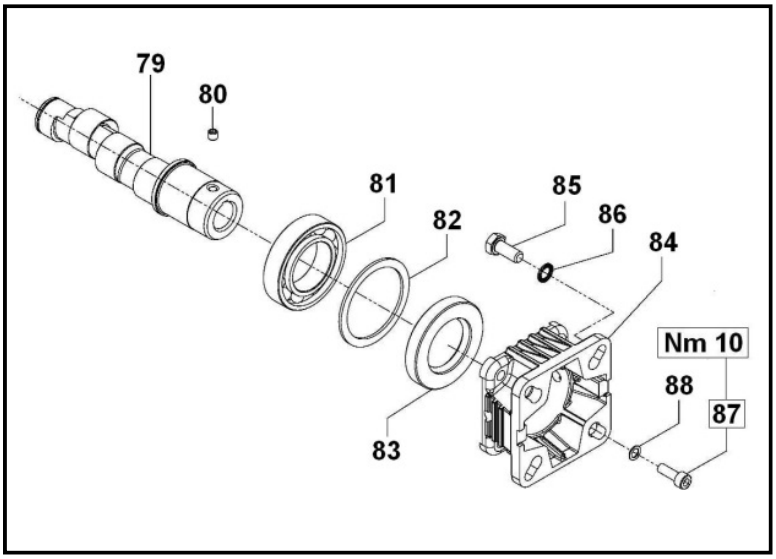

POS	COD.	DESCRIZIONE - DESCRIPTION	NR
79	60.0268.65 60.0271.65 60.0273.65 60.0275.65	Albero ecc. C.5 - E1E1808 Albero ecc. C.6.5 - E1E1811 E1E2111 Albero ecc. C.7.2 - E1E1812 Albero ecc. C.8 - E1E1813	1
80	99.1790.00	Vite M6x6 UNI 5929	1
81	91.8464.00	Cuscinetto a sfere	1
82	60.2101.89	Rondella distanziale	1
83	90.1675.00	Anello rad. D. 35.0x62.0x10.0	1
84	10.0652.22	Flangia per motore a scoppio	1
85	99.2730.00	Vite 5/16” - 24x3/4”	4
86	96.7014.00	Rosetta D. 8.4x13.0x0.7	4
87	99.1867.00	Vite M6x18 UNI 5931	4
88	96.6938.00	Rosetta D. 6.4x10.0x0.7	4

DIS. COD. 53.9503.00

SERIE 53

VH VERSION

VERSIONE CON VALVOLA DI REGOLAZIONE AUT. – VERSION WITH BUILT-IN AUT. UNLOADER
VERSION AVEC RÉGULATEUR AUT. DE PRESSION INCORPORÉ
AUSFÜHRUNG MIT EINGEBAUTEM AUT. DRUCKREGULIERVENTIL
VERSIÓN CON REGULADOR AUT. DE PRESIÓN INCORPORADO - VERSÃO COM VÁLVULA DO REGULAMENTO AUT.

SERIE 53

OPTIONALS

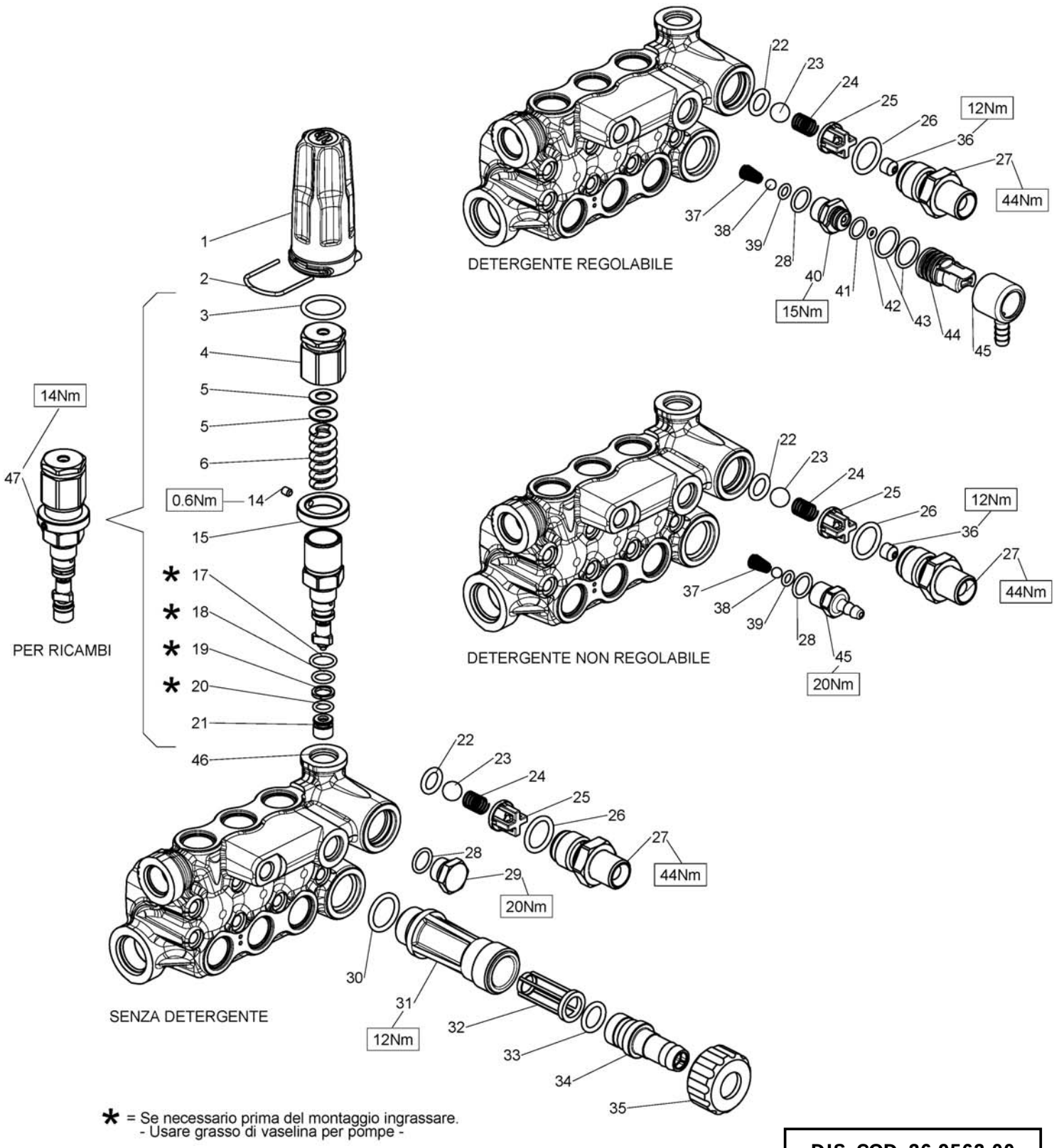

DIS. COD. 36.9563.00

VH VERSION

VERSIONE CON VALVOLA DI REGOLAZIONE AUT. – VERSION WITH BUILT-IN AUT. UNLOADER
VERSION AVEC RÉGULATEUR AUT. DE PRESSION INCORPORÉ
AUSFÜHRUNG MIT EINGEBAUTEM AUT. DRUCKREGULIERVENTIL
VERSIÓN CON REGULADOR AUT. DE PRESIÓN INCORPORADO - VERSÃO COM VÁLVULA DO REGULAMENTO AUT.

POS	COD.	DESCRIZIONE – DESCRIPTION - KIT	NR
1	36.3506.51	Pomolo di regolazione	1
2	10.0846.66	Forcella per pomolo di regolazione	1
3	90.3845.00	OR D. 18.72x2.62 NBR SH. 70 3075	1
4	36.3481.70	Registro di pressione	1
5	36.3486.51	Rondella di scorrimento	2
6	94.7395.00	Molla Dm. 11.3x34.5	1
14	99.1267.00	Vite M4x5 UNI 5929	1
15	36.3477.70	Ghiera di pressione massima	1
17	90.3587.00	OR D. 11.11x1.78 NBR SH. 70 114	1
18	90.3581.00	OR D. 8.73x1.78 NBR SH. 70 108	1
19	90.5038.00	Anello antiest. D. 9.0x12.0x1.5	1
20	90.3578.00	OR D. 7.66x1.78 NBR SH. 70 2031	1
21	36.3483.66	Sede	1
22	90.3823.00	OR D. 9.92x2.62 NBR SH. 70 112 278	1
23	97.4838.00	Sfera D. 13/32” 278	1
24	94.7355.00	Molla Dm. 8.5x12.0 278	1
25	36.3104.51	Guida valvola 278	1
26	90.3839.00	OR D. 15.88x2.62 NBR SH. 70 121 278	1
27	36.3479.70 36.3490.70 36.3489.70 36.3488.70 36.3487.70	Nipplo G 3/8” – M – D. 3 Nipplo 3/8” NPT – F – D. 3 Nipplo G 3/8” – F – D. 3 Nipplo M22x1.5 – D. 3 Nipplo 3/8” NPT – M – D. 3	1
28	90.3585.00	OR D. 10.82x1.78 NBR SH. 70 2043 280-348	1
29	98.2041.00	Tappo G 1/4”x9	1
36	10.0795.66	Ugello per iniettore D. 2	1
37	94.8217.00	Molla conica D. 4.3/7.3x11.0 280-348	1
38	97.4782.00	Sfera D. 7/32” 280-348	1
39	90.3573.00	OR D. 5.28x1.78 NBR SH. 70 2021 280-348	1
40	36.3516.70	Sede detergente 348	1
41	90.3510.00	OR D. 9.50x1.50 NBR SH. 70 348	1
42	90.3566.00	OR D. 2.90x1.78 NBR SH. 70 2012 348	1
43	90.3591.00	OR D. 14.00x1.78 NBR SH. 70 2056 348	2
44	36.0234.51	Pomolo regolazione detergente 348	1
45	36.3492.70 36.0235.51	Portagomma 280 Portagomma orientabile 348	1

POS	COD.	DESCRIZIONE – DESCRIPTION - KIT	NR
46	53.1202.15 53.1203.15 53.1204.15 53.1205.15	Testata pompa con valv. int. DX D. 15 Testata pompa con valv. int. DX D. 18 Testata pompa con valv. int. SX D. 15 Testata pompa con valv. int. SX D. 18	1
47	36.6054.01	Frutto valvola con sede 278	1
OPTIONALS			
30	90.3841.00	OR D. 17.13x2.62 NBR SH. 70 3068	1
31	36.3182.51	Nipplo aspirazione G 3/4”	1
32	92.8925.00	Filtro D. 12x35	1
33	90.3828.00	OR D. 12.37x2.62 NBR SH. 70 3050	1
34	36.2569.51	Portagomma aspirazione	1
35	92.9828.00	Ghiera G 3/4” – D. 15	1

KIT RICAMBI - SPARE KITS

KIT NR.	KIT 278	KIT 348	KIT 280
Posizioni incluse Positions included	22 - 23 24 - 25 26 - 47	28 - 37 38 - 39 40 - 41 42 - 43 44 - 45	28 - 37 38 - 39 45
Nr. Pcs.	1	1÷2	1

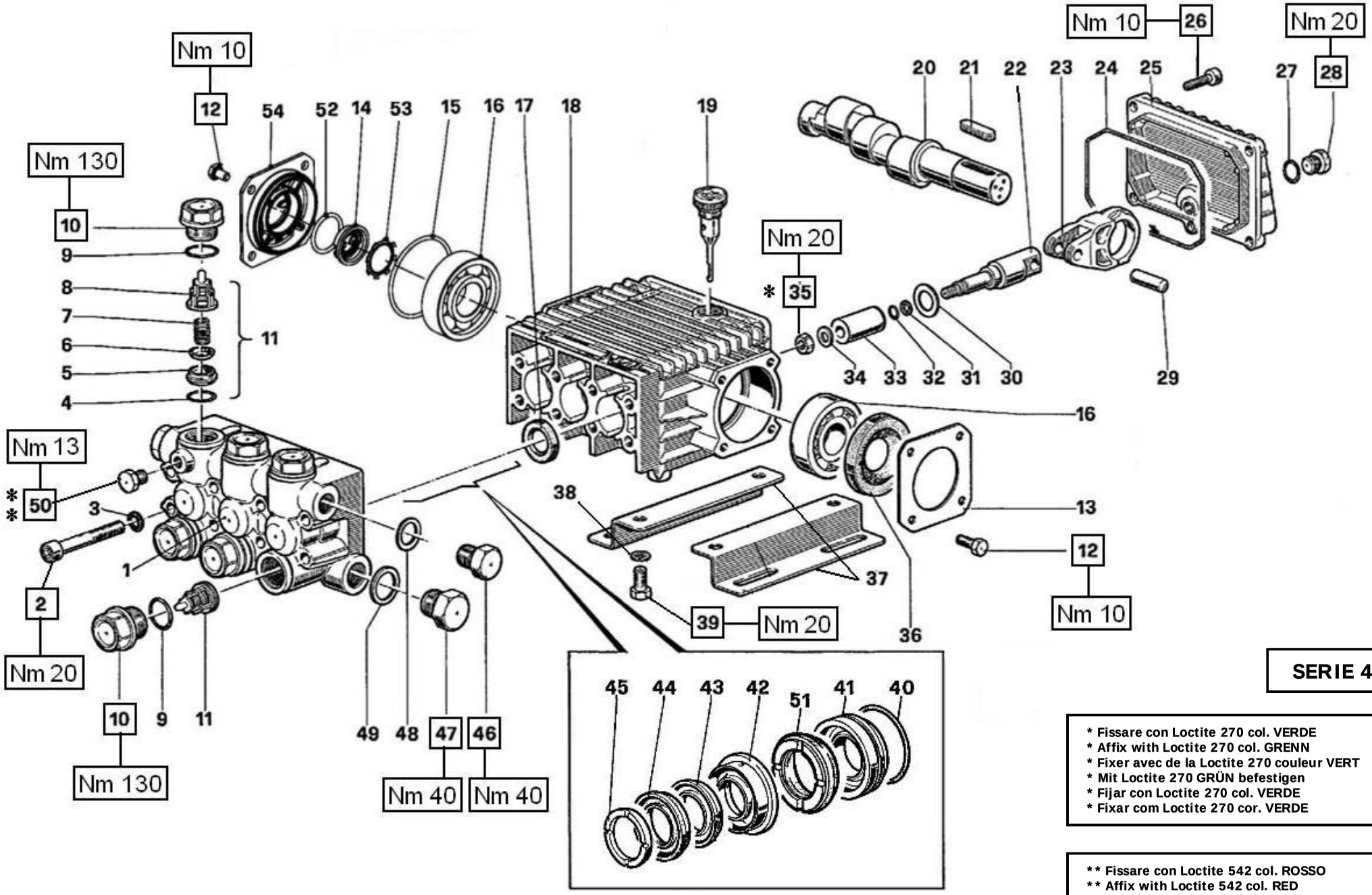

SERIE 44

* Fissare con Loctite 270 col. VERDE
* Affix with Loctite 270 col. GRENN
* Fixer avec de la Loctite 270 couleur VERT
* Mit Loctite 270 GRÜN befestigen
* Fijar con Loctite 270 col. VERDE
* Fixar com Loctite 270 cor. VERDE

** Fissare con Loctite 542 col. ROSSO
** Affix with Loctite 542 col. RED
** Fixer avec de la Loctite 542 couleur ROUGE
** Mit Loctite 542 ROT befestigen
** Fijar con Loctite 542 col. ROJO
** Fixar com Loctite 542 cor. VERMELHA

DIS. COD. 44.9504.00

W97 - W112 - W124 - W130 - W140 - W150
W154 - W170 - W200 - W204 - W950
W951 - W952 - W953 - W954 - W955
W956 - W957 - W958 - W959 - W14200
W16180 - WW116 -WW136 - WW156
WW176 - WW186 - WW189 - WW206
WW209 - WW960 - WW961 - WW962

KIT RICAMBI – SPARE KITS

	OTTONE BRASS	NICKEL	PISTONE- PISTON D. 15					PISTONE- PISTON D. 18				
KIT Nr.	**KIT 23**	**KIT 123**	**KIT 124**	**KIT 158**	**KIT 88**	**KIT 89**	**KIT 90**	**KIT 125**	**KIT 130**	**KIT 126**	**KIT 127**	**KIT 128**	**KIT 129**	**KIT 131**
Posizioni incluse Positions included	17	4 – 5 6 – 7 8 - (11)	9 - 10	9 - 10	43 – 44 51	42	45	40 – 41	40 – 41 42 – 43 44 – 45 51	40 – 41	43 – 44 51	42	45	40 – 41 42 – 43 44 – 45 51
Nr. Pcs.	3	6	6	6	3	3	6	3	1	3	3	3	6	1

	PISTONE – PISTON D. 15	PISTONE – PISTON D. 18
OTTONE BRASS	W130 - W150 - W170 - W950 W951 - W952 - W953 - WW116 WW136 - WW156 - WW176 WW186 - WW189 - WW206 WW209 - WW960 - WW961 WW962	W97 - W112 - W124 - W140 W154 - W954 - W955 - W956 W957 - W958 - W959
NICKEL	-	W200 – W204 - W14200 - W16180

POS	COD.	DESCRIZIONE – DESCRIPTION - KIT	NR
1	44.1200.41 44.1204.41 44.1207.41	Testata D. 15 Testata D. 18 Testata D. 18 – NICKEL	1
2	99.3175.00	Vite M8x60 UNI 5931	8
3	96.7014.00	Rosetta D. 8.4x13.0x0.8	8
4	90.3841.00	OR D. 17.13x2.62 NBR SH. 70 3068 123	6
5	36.2003.66	Sede valvola 123	6
6	36.2001.76	Valvola 123	6
7	94.7376.00	Molla Dm. 9.4x14.8 123	6
8	36.2025.51	Guida valvola 123	6
9	90.3847.00	OR D.20.24x2.62 NBR SH. 90 3081 124-158	6
10	98.2226.00 98.2225.00	Tappo M24x1.5x17 124 Tappo M24x1.5x17 – NICKEL 158	6
11	36.7115.01	Gr. valvola aspiraz./mand. 123	6
12	99.1807.00	Vite M6x10 UNI 5739	8
13	50.1500.74	Coperchio carter	1
14	53.2108.51	Vetrino spia livello olio	1
15	90.3898.00	OR D. 56.82x2.62 NBR SH. 70 3225	1

POS	COD.	DESCRIZIONE – DESCRIPTION - KIT	NR
16	91.8331.00	Cuscinetto a sfere	2
17	90.1614.00	Anello rad. D. 20.0x30.0x5.0 23	3
18	44.0100.22	Carter pompa	1
19	98.2103.00	Tappo carico olio G 3/8”	1
20	44.0200.35 44.0202.35 44.0203.35 44.0205.35 44.0206.35	Albero ecc. C.9.5 - WW186 WW206 WW961 Albero ecc. C.8.5 - WW960 Albero ecc. C.11 - W112 W140 W150 W950 W954 W955 W956 WW116 WW156 WW962 WW209 W200 W14200 Albero ecc. C.12 - WW189 Albero ecc. C.13 - W97 W124 W130 W154 W170 W951 W952 W953 W957 W958 W959 WW136 WW176 W204 W16180	1
21	91.4892.00	Linguetta 8x7x35 UNI 6604	1
22	44.0500.66	Guida pistone	3
23	44.0300.22	Biella	3
24	90.3920.00	OR D. 101.27x2.62 NBR SH. 70 3400	1
25	44.1600.22	Coperchio posteriore	1
26	99.1837.00	Vite M6x14 UNI 5931	5
27	90.3585.00	OR D. 10.82x1.78 NBR SH. 70 2043	1
28	98.2042.50	Tappo G 1/4”x9 TE17 – Zinc.	1
29	97.7340.00	Spinotto D. 10x29.5	3
30	96.7350.00	Rosetta D. 16.0x27.0x1.7/0.7	3
31	90.5022.00	Anello antiest. D. 6.2x9.0x1.5	3
32	90.3572.00	OR D. 5.28x1.78 NBRSH. 70 2021	3
33	52.0400.09 44.0401.09	Pistone D. 15 Pistone D. 18	3

POS	COD.	DESCRIZIONE – DESCRIPTION - KIT	NR
34	44.2115.70	Rosetta D. 8 con collare	3
35	92.2216.00	Dado M8x13x5 - INOX	3
36	90.1641.00	Anello rad. D. 25.0x62.0x10.0	1
37	50.2000.74	Piedino pompa	2
38	96.7016.00	Rosetta D. 8.4 UNI 1751	4
39	99.3037.00	Vite M8x16 UNI 5739	4
40	90.3612.00	OR D. 31.47x1.78 NBR SH. 70 2125 125-126-130-131	3
41	44.0800.70 44.0801.70	Anello di fondo D. 15 125-130 Anello di fondo D. 18 126-131	3
42	52.2166.70 44.2161.70	Anello intermedio D. 15 89-130 Anello intermedio D. 18 128-131	3
43	90.2622.00 90.2683.00	Anello RESTOP D. 15 88-130 Anello RESTOP D. 18 127-131	3
44	90.2620.00 90.2682.00	Anello tenuta D. 15 HP 88-130 Anello tenuta D. 18 HP 127-131	3
45	51.1000.51 44.1001.51	Anello di testa D. 15 90-130 Anello di testa D. 18 129-131	3
46	98.2100.00	Tappo G 3/8”x13	1
47	98.2176.00	Tappo G 1/2”x10	1
48	96.7380.00	Rosetta D. 17.5x23.0x1.5	1
49	96.7514.00	Rosetta D. 21.5x27.0x1.5	1
50	98.1966.00	Tappo G 1/8”x8	1
51	90.2617.00 90.2684.00	Anello tenuta D. 15 LP 88-130 Anello tenuta D. 18 LP 127-131	3
52	90.3859.00	OR D. 25.7x2.62 NBR SH. 70 3100	1
53	90.0671.00	Anello d’arresto ZJ30	1
54	53.1500.22	Coperchio laterale	1

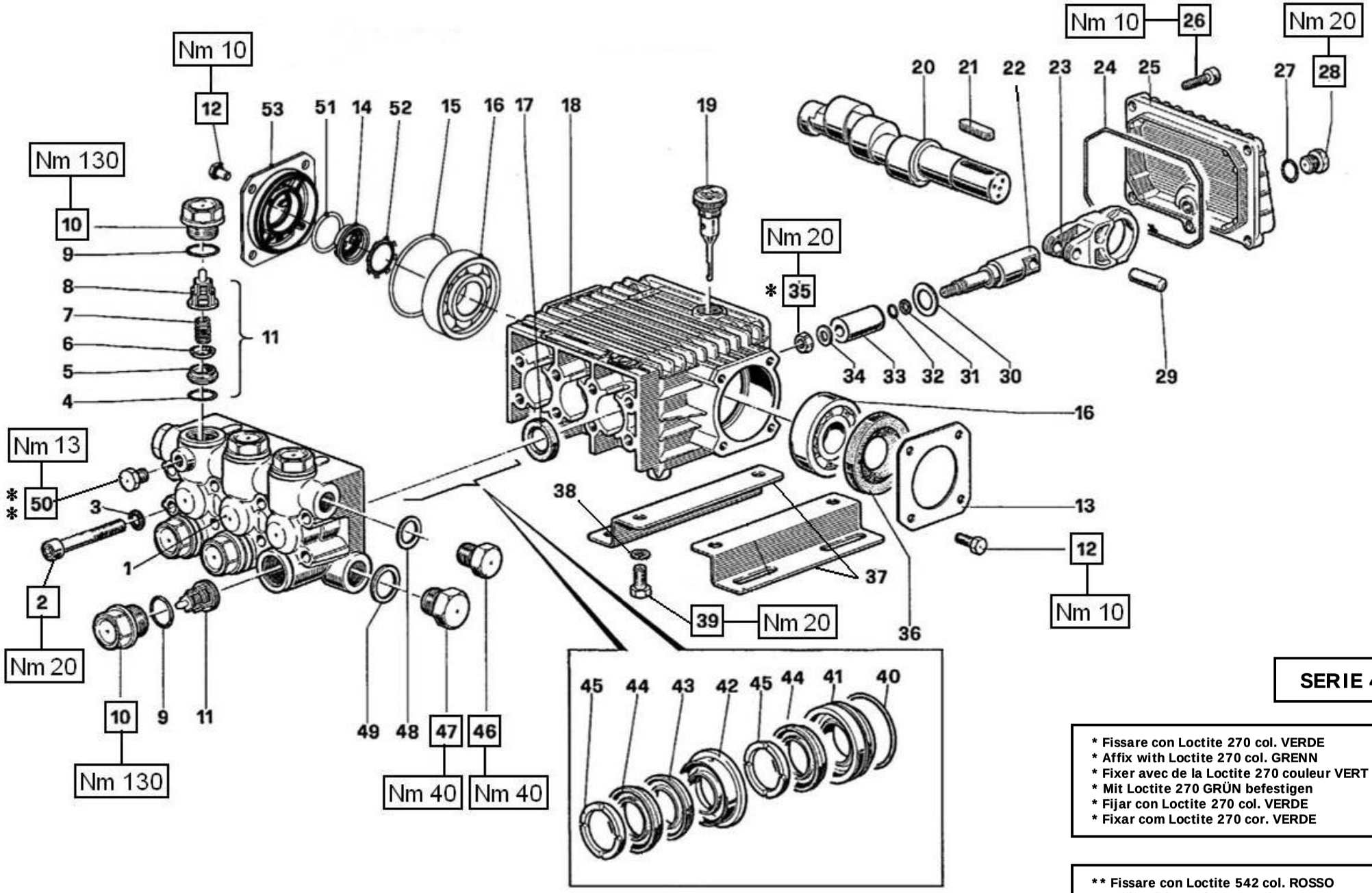

SERIE 44

* Fissare con Loctite 270 col. VERDE
* Affix with Loctite 270 col. GRENN
* Fixer avec de la Loctite 270 couleur VERT
* Mit Loctite 270 GRÜN befestigen
* Fijar con Loctite 270 col. VERDE
* Fixar com Loctite 270 cor. VERDE

** Fissare con Loctite 542 col. ROSSO
** Affix with Loctite 542 col. RED
** Fixer avec de la Loctite 542 couleur ROUGE
** Mit Loctite 542 ROT befestigen
** Fijar con Loctite 542 col. ROJO
** Fixar com Loctite 542 cor. VERMELHA

DIS. COD. 44.9505.00

W130HH – W140HH - W154HH

KIT RICAMBI – SPARE KITS				PISTONE- PISTON D. 15				PISTONE- PISTON D. 18			
KIT Nr.	KIT 23	KIT 123	KIT 124	KIT 250	KIT 89	KIT 90	KIT 125	KIT 126	KIT 251	KIT 128	KIT 129
Posizioni incluse Positions included	17	4 – 5 6 – 7 8 - (11)	9 - 10	43 – 44	42	45	40 – 41	40 – 41	43 – 44	42	45
Nr. Pcs.	3	6	6	3÷6	3	6	3	3	3÷6	3	6

PISTONE – PISTON – D. 15	PISTONE – PISTON – D. 18
W130HH	W140HH - W154HH

POS	COD.	DESCRIZIONE – DESCRIPTION - KIT	NR
1	44.1200.41 44.1204.41	Testata D. 15 Testata D. 18	1
2	99.3175.00	Vite M8x60 UNI 5931	8
3	96.7014.00	Rosetta D. 8.4x13.0x0.8	8
4	90.3841.00	OR D. 17.13x2.62 NBR SH. 70 306 123	6
5	36.2003.66	Sede valvola 123	6
6	36.2001.76	Valvola 123	6
7	94.7376.00	Molla Dm. 9.4x14.8 123	6
8	36.2025.51	Guida valvola 123	6
9	90.3847.00	OR D.20.24x2.62 NBR SH. 90 3081 124	6
10	98.2226.00	Tappo M24x1.5x17 124	6
11	36.7115.01	Gr. valvola aspiraz./mandata 123	6
12	99.1807.00	Vite M6x10 UNI 5739	8
13	50.1500.74	Coperchio carter	1
14	53.2108.51	Vetrino spia livello olio	1
15	90.3898.00	OR D. 56.82x2.62 NBRSH. 70 3225	1
16	91.8331.00	Cuscinetto a sfere	2
17	90.1614.00	Anello rad. D. 20.0x30.0x5.0 23	3
18	44.0100.22	Carter pompa	1
19	98.2103.00	Tappo carico olio G 3/8”	1
20	44.0203.35 44.0206.35	Albero ecc. C.11 - W140HH Albero ecc. C.13 - W130HH W154HH	1
21	91.4892.00	Linguetta 8x7x35 UNI 6604	1
22	44.0500.66	Guida pistone	3
23	44.0300.22	Biella	3
24	90.3920.00	OR D. 101.27x2.62 NBR SH.70 3400	1
25	44.1600.22	Coperchio posteriore	1
26	99.1837.00	Vite M6x14 UNI 5931	5
27	90.3585.00	OR D. 10.82x1.78 NBR SH. 70 2043	1
28	98.2042.50	Tappo G 1/4”x9 TE17 – Zinc.	1
29	97.7340.00	Spinotto D. 10x29.5	3
30	96.7350.00	Rosetta D. 16.0x27.0x1.7/0.7	3
31	90.5022.00	Anello antiest. D. 6.2x9.0x1.5	3
32	90.3572.00	OR D. 5.28x1.78 NBR SH. 70 2021	3
33	52.0400.09 44.0401.09	Pistone D. 15 Pistone D. 18	3
34	44.2115.70	Rosetta D. 8 con collare	3
35	92.2216.00	Dado M8x13x5 - INOX	3
36	90.1641.00	Anello rad. D. 25.0x62.0x10.0	1
37	50.2000.74	Piedino pompa	2
38	96.7016.00	Rosetta D. 8.4 UNI 1751	4
39	99.3037.00	Vite M8x16 UNI 5739	4
40	90.3612.00	OR D. 31.47x1.78 MNR SH. 70 2125 125-126	3
41	44.0800.70 44.0801.70	Anello di fondo D. 15 125 Anello di fondo D. 18 126	3
42	52.2166.70 44.2161.70	Anello intermedio D. 15 89 Anello intermedio D. 18 128	3
43	90.2622.00 90.2683.00	Anello RESTOP D. 15 250 Anello RESTOP D. 18 251	3
44	90.2620.00 90.2682.00	Anello tenuta D. 15 HP 250 Anello tenuta D. 18 HP 251	6
45	51.1000.51 44.1001.51	Anello di testa D. 15 90 Anello di testa D. 18 129	6
46	98.2100.00	Tappo G 3/8”x13	1
47	98.2176.00	Tappo G 1/2”x10	1
48	96.7380.00	Rosetta D. 17.5x23.0x1.5	1
49	96.7514.00	Rosetta D. 21.5x27.0x1.5	1
50	98.1966.00	Tappo G 1/8”x8	1
51	90.3859.00	OR D. 25.7x2.62 NBR SH. 70 3100	1
52	90.0671.00	Anello d’arresto ZJ30	1
53	53.1500.22	Coperchio laterale	1

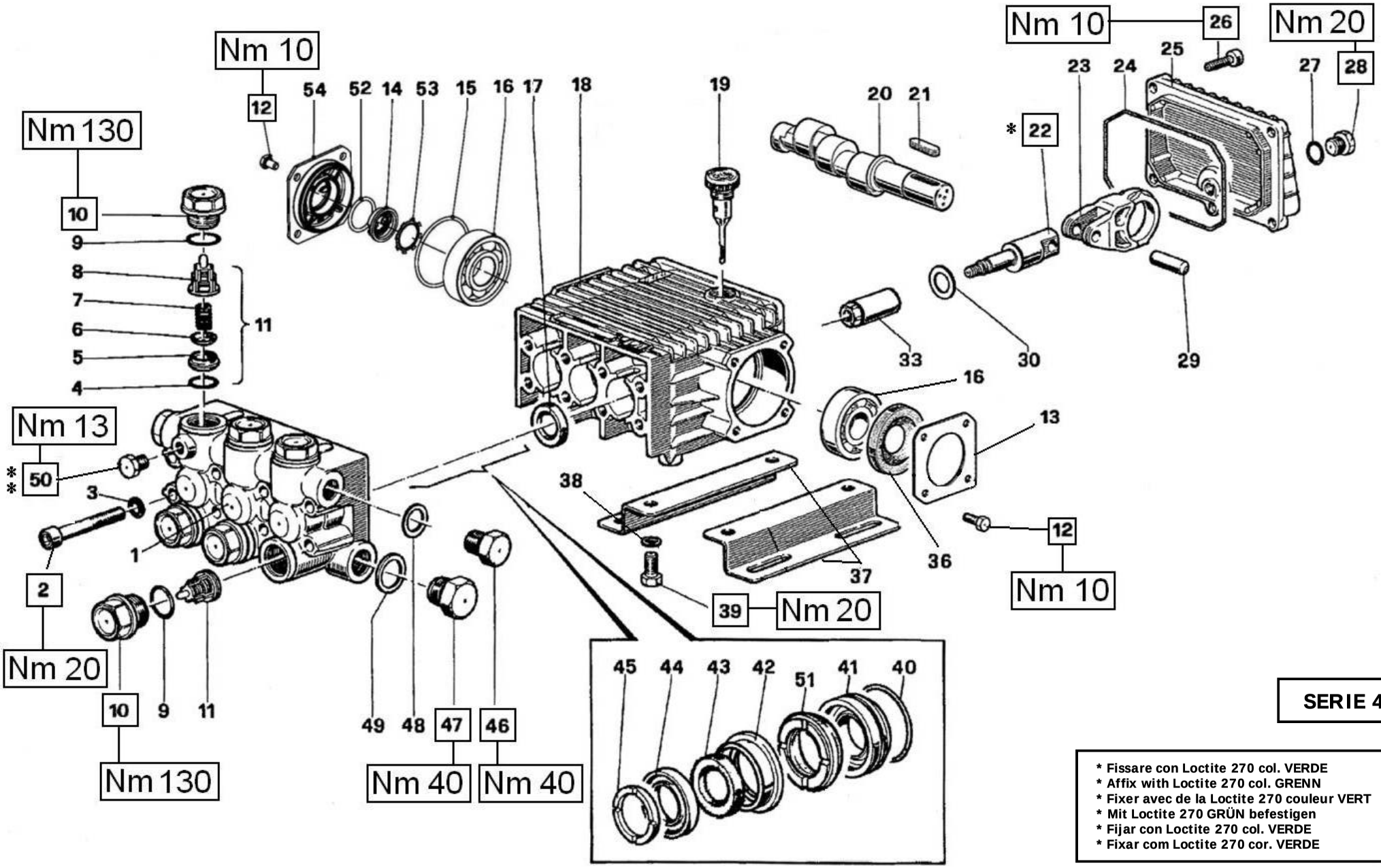

SERIE 44

* Fissare con Loctite 270 col. VERDE
* Affix with Loctite 270 col. GRENN
* Fixer avec de la Loctite 270 couleur VERT
* Mit Loctite 270 GRÜN befestigen
* Fijar con Loctite 270 col. VERDE
* Fixar com Loctite 270 cor. VERDE

** Fissare con Loctite 542 col. ROSSO
** Affix with Loctite 542 col. RED
** Fixer avec de la Loctite 542 couleur ROUGE
** Mit Loctite 542 ROT befestigen
** Fijar con Loctite 542 col. ROJO
** Fixar com Loctite 542 cor. VERMELHA

DIS. COD. 44.9521.00

WW963 – WW964 – WW965

KIT RICAMBI – SPARE KITS

KIT Nr.	KIT 23	KIT 123	KIT 152	KIT 153	KIT 154	KIT 155	KIT 156	KIT 158
Posizioni incluse Positions included	17	4 – 5 6 – 7 8 - (11)	40 –41	43 – 44 51	42	45	40 – 41 42 – 43 44 – 45 51	9 - 10
Nr. Pcs.	3	6	3	3	3	6	3	6

POS	COD.	DESCRIZIONE – DESCRIPTION - KIT	NR
1	44.1208.41	Testata D. 13 - NICKEL	1
2	99.3175.00	Vite M8x60 UNI 5931	8
3	96.7014.00	Rosetta D. 8.4x13.0x0.8	8
4	90.3841.00	OR D. 17.13x2.62 NBR SH. 70 306 123	6
5	36.2003.66	Sede valvola 123	6
6	36.2001.76	Valvola 123	6
7	94.7376.00	Molla Dm. 9.4x14.8 123	6
8	36.2025.51	Guida valvola 123	6
9	90.3847.00	OR D.20.24x2.62 NBR SH. 90 3081 158	6
10	98.2225.00	Tappo M24x1.5x17 - NICKEL 158	6
11	36.7115.01	Gr. valvola aspiraz./mandata 123	6
12	99.1807.00	Vite M6x10 UNI 5739	8
13	50.1500.74	Coperchio carter	1
14	53.2108.51	Vetrino spia livello olio	1
15	90.3898.00	OR D. 56.82x2.62 NBR SH. 70 3225	1
16	91.8331.00	Cuscinetto a sfere	2
17	90.1614.00	Anello rad. D. 20.0x30.0x5.0 23	3
18	44.0100.22	Carter pompa	1
19	98.2103.00	Tappo carico olio G 3/8”	1
20	44.0200.35 44.0203.35 44.0206.35	Albero ecc. C.9.5 - WW963 Albero ecc. C.11 - WW964 Albero ecc. C.13 - WW965	1
21	91.4892.00	Linguetta 8x7x35 UNI 6604	1

POS	COD.	DESCRIZIONE – DESCRIPTION - KIT	NR
22	44.0501.66	Guida pistone	3
23	44.0300.22	Biella	3
24	90.3920.00	OR D. 101.27x2.62 NBR SH. 70 3400	1
25	44.1600.22	Coperchio posteriore	1
26	99.1837.00	Vite M6x14 UNI 5931	5
27	90.3585.00	OR D. 10.82x1.78 NBR SH. 70 2043	1
28	98.2042.50	Tappo G 1/4”x9 TE17 – Zinc.	1
29	97.7340.00	Spinotto D. 10.0x29.5	3
30	96.6967.00	Rosetta D. 7.1x28.0x0.5	3
33	44.0402.66	Pistone D. 13	3
36	90.1641.00	Anello rad. D. 25.0x62.0x10.0	1
37	50.2000.74	Piedino pompa	2
38	96.7016.00	Rosetta D. 8.4 UNI 1751	4
39	99.3037.00	Vite M8x16 UNI 5739	4
40	90.3612.00	OR D. 31.47x1.78 MNR SH. 70 2125 152-156	3
41	44.0803.70	Anello di fondo D. 13 152-156	3
42	44.2162.70	Anello intermedio D. 13 154-156	3
43	90.5076.00	Anello antiest. D. 13.0x17.0x2.0 153-156	3
44	90.2602.00	Anello tenuta D. 13 HP 153-156	3
45	44.1002.51	Anello di testa D. 13 155-156	3
46	98.2100.00	Tappo G 3/8”x13	1

POS	COD.	DESCRIZIONE – DESCRIPTION - KIT	NR
47	98.2176.00	Tappo G 1/2”x10	1
48	96.7380.00	Rosetta D. 17.5x23.0x1.5	1
49	96.7514.00	Rosetta D. 21.5x27.0x1.5	1
50	98.1967.00	Tappo G 1/8”x8 - NICKEL	1
51	90.2603.00	Anello tenuta D. 13 LP 153-156	3
52	90.3859.00	OR D. 25.7x2.62 NBR SH. 70 3100	1
53	90.0671.00	Anello d’arresto ZJ30	1
54	53.1500.22	Coperchio laterale	1

VERSION A (for electric motors NEMA 184 TC)

W950 - W951 - W952 - W953 - W954 - W955
W956 - W957 - W958 - W959 - W14200 - W16180
WW964 - WW965

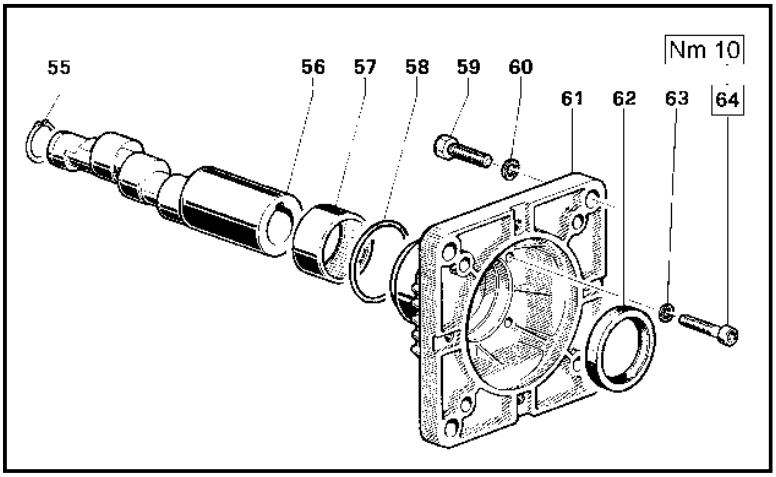

POS	COD.	DESCRIZIONE - DESCRIPTION	NR
55	90.0635.00	Anello d'arresto A25	1
56	44.0214.65 44.0216.65	Albero ecc. C.11 - W950 W954 W955 W956 W14200 WW964 Albero ecc. C.13 - W951 W952 W953 W957 W958 W959 W16180 WW965	1
57	91.8568.00	Boccola a rullini	1
58	90.4097.00	OR D. 55.56x3.56 NBR SH. 70 159	1
59	99.4600.00	Vite 1/2"-13x1- 1/4"	4
60	96.7195.00	Rosetta D. 13.0x18.0x1.1	4
61	10.0504.22	Flangia per motore elettrico	1
62	90.1690.00	Anello rad. D. 45.0x62.0x8.0	1
63	96.6938.00	Rosetta D. 6.4x10.0x0.7	4
64	99.1912.00	Vite M6x30 UNI 5931	4

DIS. COD. 44.9501.00

SERIE 44

VERSION B (for electric motors IEC 100-112 B14)

W97 - W112 - W124 - W130 - W140 - W150 - W154
W170 - W200 - W204 - WW116 - WW136 - WW156
WW176 - WW186 - WW206 - WW209

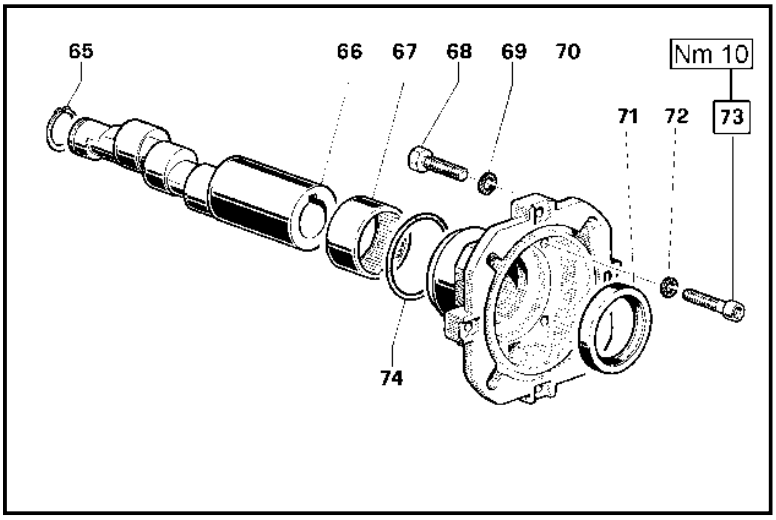

POS	COD.	DESCRIZIONE - DESCRIPTION	NR
65	90.0635.00	Anello d'arresto A25	1
66	44.0213.65 44.0215.65 44.0210.65	Albero ecc. C.11 - W112 W140 W150 WW116 WW156 WW209 W200 Albero ecc. C.13 - W97 W124 W130 W154 W170 WW136 WW176 W204 Albero ecc. C.9.5 - WW186 WW206	1
67	91.8568.00	Boccola a rullini	1
68	99.3067.00	Vite M8x25 UNI 5739	4
69	96.7014.00	Rosetta D. 8.4x13.0x0.8	4
70	10.0494.22	Flangia per motore elettrico	1
71	90.1690.00	Anello rad. Ø 45.0x62.0x8.0	1
72	96.6938.00	Rosetta D. 6.4x10.0x0.7	4
73	99.1912.00	Vite M6x30 UNI 5931	4
74	90.4097.00	OR D. 55.56x3.56 NBR SH. 70 159	1

DIS. COD. 44.9502.00

SERIE 44

VERSION C (for gasoline engines SAE J 609 type B ext.4)

WW960 - WW961 - WW962 - WW963 - WW964 WW965

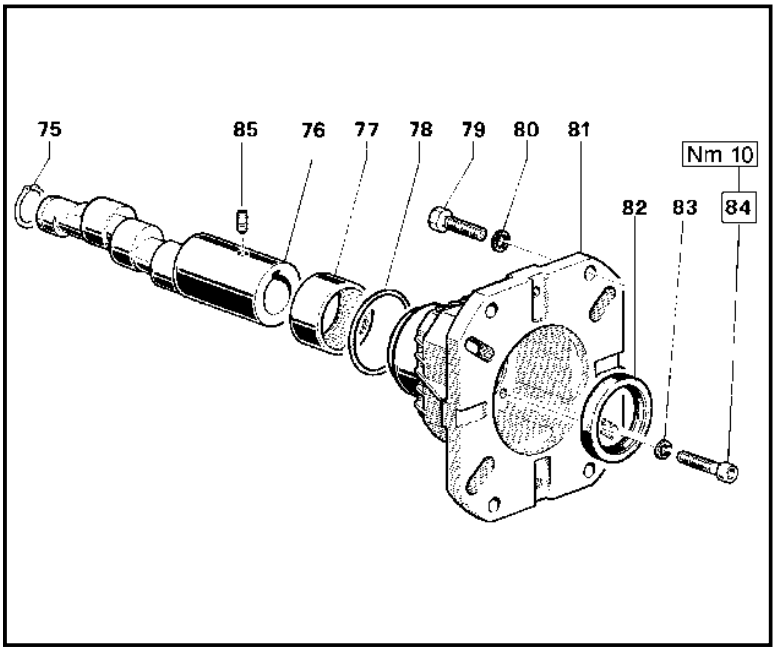

POS	COD.	DESCRIZIONE - DESCRIPTION	NR
75	90.0635.00	Anello d'arresto A25	1
76	44.0220.65 44.0209.65 44.0212.65 44.0221.65	Albero ecc. C. 8.5 - WW960 Albero ecc. C. 9.5 - WW961 WW963 Albero ecc. C. 11 - WW962 WW964 Albero ecc. C. 13 - WW965	
77	91.8568.00	Boccola a rullini	1
78	90.4097.00	OR D. 55.56x3.56 NBR SH. 70 159	1
79	99.2755.00 99.3346.00	Vite 5/16"-24x1" Vite 3/8"-16x1"-1/4	4
80	96.7020.00 96.7104.00	Rosetta D. 8.4x15.0x1.5 Rosetta D. 10.5x16.0x1.0	4
81	10.0518.22	Flangia per motore a scoppio	1
82	90.1690.00	Anello rad. D. 45.0x62.0x8.0	1
83	96.6938.00	Rosetta D. 6.4x10.0x0.7	4
84	99.1912.00	Vite M6x30 UNI 5931	4
85	99.1790.00	Vite M6x6 UNI 5929	1

DIS. COD. 44.9503.00

SERIE 44

VH VERSION

VERSIONE CON VALVOLA DI REGOLAZIONE AUT. – VERSION WITH BUILT-IN AUT. UNLOADER
VERSION AVEC RÉGULATEUR AUT. DE PRESSION INCORPORÉ
AUSFÜHRUNG MIT EINGEBAUTEM AUT. DRUCKREGULIERVENTIL
VERSIÓN CON REGULADOR AUT. DE PRESIÓN INCORPORADO - VERSÃO COM VÁLVULA DO REGULAMENTO AUT.

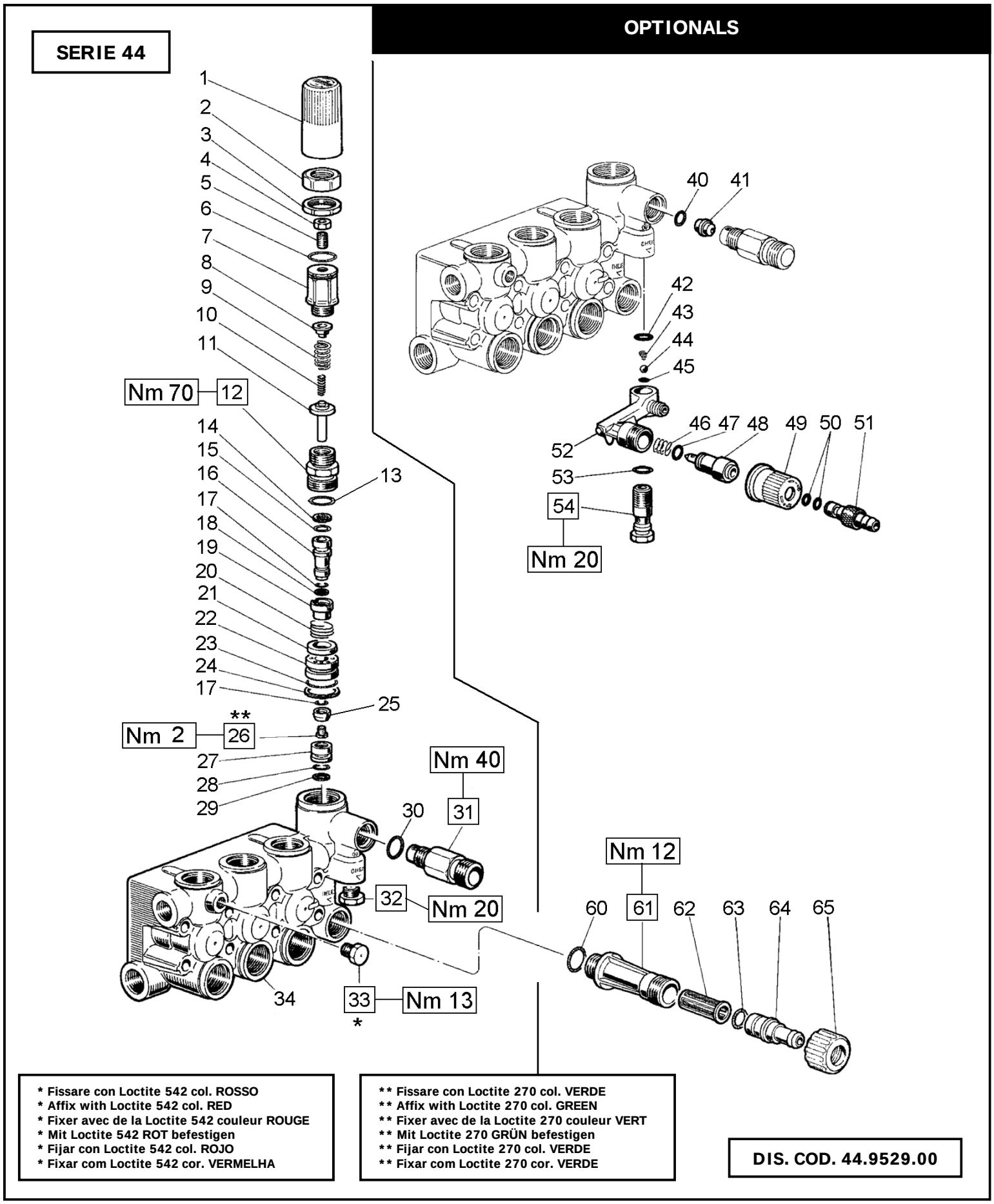

* Fissare con Loctite 542 col. ROSSO
* Affix with Loctite 542 col. RED
* Fixer avec de la Loctite 542 couleur ROUGE
* Mit Loctite 542 ROT befestigen
* Fijar con Loctite 542 col. ROJO
* Fixar com Loctite 542 cor. VERMELHA

** Fissare con Loctite 270 col. VERDE
** Affix with Loctite 270 col. GREEN
** Fixer avec de la Loctite 270 couleur VERT
** Mit Loctite 270 GRÜN befestigen
** Fijar con Loctite 270 col. VERDE
** Fixar com Loctite 270 cor. VERDE

DIS. COD. 44.9529.00

VH VERSION

VERSIONE CON VALVOLA DI REGOLAZIONE AUT. – VERSION WITH BUILT-IN AUT. UNLOADER
VERSION AVEC RÉGULATEUR AUT. DE PRESSION INCORPORÉ
AUSFÜHRUNG MIT EINGEBAUTEM AUT. DRUCKREGULIERVENTIL
VERSIÓN CON REGULADOR AUT. DE PRESIÓN INCORPORADO - VERSÃO COM VÁLVULA DO REGULAMENTO AUT.

POS	COD.	DESCRIZIONE – DESCRIPTION - KIT		NR
1	36.3187.51	Pomolo		1
2	36.3186.70	Ghiera – OPTIONAL		1
3	92.2935.00	Dado M28x1.5 - OPTIONAL		1
4	92.2218.00	Dado M8x13 UNI 5589		1
5	99.3054.00	Vite M8x20 UNI 5923		1
6	90.3598.00	OR D. 20.35x1.78 NBR SH. 70 2081		1
7	36.3185.70	Registro pressione		1
8	36.3169.70	Piattello molla		1
9	94.7436.00	Molla Dm. 15.0x35.0		1
10	94.7345.00	Molla Dm. 7.6x29.0		1
11	36.3233.70	Piattello inferiore molla		1
12	36.3228.70	Boccola di guida		1
13	90.3857.00	OR D. 23.81x2.62 NBR SH. 70 132		1
14	90.5052.00	Anello antiest. D. 9.6x14.0 x1.5	137	1
15	90.3820.00	OR D. 9.13x2.62 NBR SH. 70 109	137	1
16	36.3234.70	Pistoncino di comando	137	1
17	90.3575.00	OR D. 6.75x1.78 NBR SH. 70 106	137	2
18	90.5025.00	Anello antiest. D. 7.0x10.0x1.5	137	1
19	36.3230.70	Distanziale	137	1
20	94.7485.00	Molla Dm. 18.5x11,5	137	1
21	36.3231.51	Valvola	137	1
22	36.3229.70	Guida valvola	137	1
23	90.3600.00	OR D. 21.95x1.78 NBR SH. 70 2087	137	1
24	90.5144.00	Anello antiest. D. 22.0x25.0x1.5	137	1
25	36.3190.66	Valvola sferica	137	1
26	99.1509.00	Vite M5x0.8x8.5 – INOX	137	1
27	36.3164.66	Sede valvola	137	1
28	90.3822.00	OR D. 9.92x2.62 NBR SH. 70 112	137	1
29	90.5065.00	Anello antiest. D. 10.6x15.0x2.0	137	1
30	90.3832.00	OR D. 13.95x2.62 NBR SH. 70 3056	94	1
31	10.0078.70 10.0147.70	Nipplo G 3/8” – D. 3 Nipplo M22x1.5 – D. 3		1
32	98.2057.00	Tappo M14x1.5		1
33	98.1966.00	Tappo G 1/8”x8		1
34	44.1201.41 44.1205.41	Testata D. 15 Testata D. 18		1

OPTIONALS

POS	COD.	DESCRIZIONE – DESCRIPTION - KIT		NR
40	90.3822.00	OR D. 9.92x2.62 NBR SH. 70 112	94	1
41	10.0151.66 10.0076.66	Ugello D. 2 (8÷11 l/min.) Ugello D. 2.2 (12÷17 l/min.)		1
42	90.3582.00	OR D. 9.25x1.78 NBR SH. 70 2037	94	1
43	94.8217.00	Molla conica D. 4.3/7.3x11.0	94	1
44	97.4782.00	Sfera D. 7/32”	94	1
45	90.3572.00	OR D. 5.28x1.78 NBR SH. 70 2021	94	1
46	94.7383.00	Molla Dm. 9.75x10.0	94	1
47	90.3580.00	OR D. 8.73x1.78 NBR SH. 70 108	94	1
48	36.2564.70	Otturatore		1
49	36.2565.51	Pomolo		1
50	90.3570.00	OR D. 4.48x1.78 NBR SH. 70 2018	94	2
51	36.2566.70	Innesto porta-gomma		1
52	36.3181.51	Corpo dosatore		1
53	90.3585.00	OR D. 10.82x1.78 NBR SH. 70 2043	94	1
54	36.2563.70	Sede valvola		1
60	90.3841.00	OR D. 17.13x2.62 NBR SH. 70 3068		1
61	36.3182.51	Nipplo di aspirazione G 3/4”		1
62	92.8925.00	Filtro		1
63	90.3828.00	OR D. 12.37x2.62 NBR SH. 70 3050		1
64	36.2569.51	Porta-gomma aspirazione		1
65	92.9828.00	Ghiera G 3/4”		1

KIT RICAMBI – SPARE KITS

KIT NR.	KIT 94	KIT 137
Posizioni incluse Positions included	30 - 40 - 42 43 - 44 - 45 46 - 47 - 50 53	14 - 15 - 16 17 - 18 - 19 20 - 21 - 22 23 - 24 - 25 26 - 27 - 28 29
Nr. Pcs.	1÷2	1÷2

VK VERSION

VERSIONE CON VALVOLA DI REGOLAZIONE AUT. – VERSION WITH BUILT-IN AUT. UNLOADER
VERSION AVEC RÉGULATEUR AUT. DE PRESSION INCORPORÉ
AUSFÜHRUNG MIT EINGEBAUTEM AUT. DRUCKREGULIERVENTIL
VERSIÓN CON REGULADOR AUT. DE PRESIÓN INCORPORADO - VERSÃO COM VÁLVULA DO REGULAMENTO AUT.

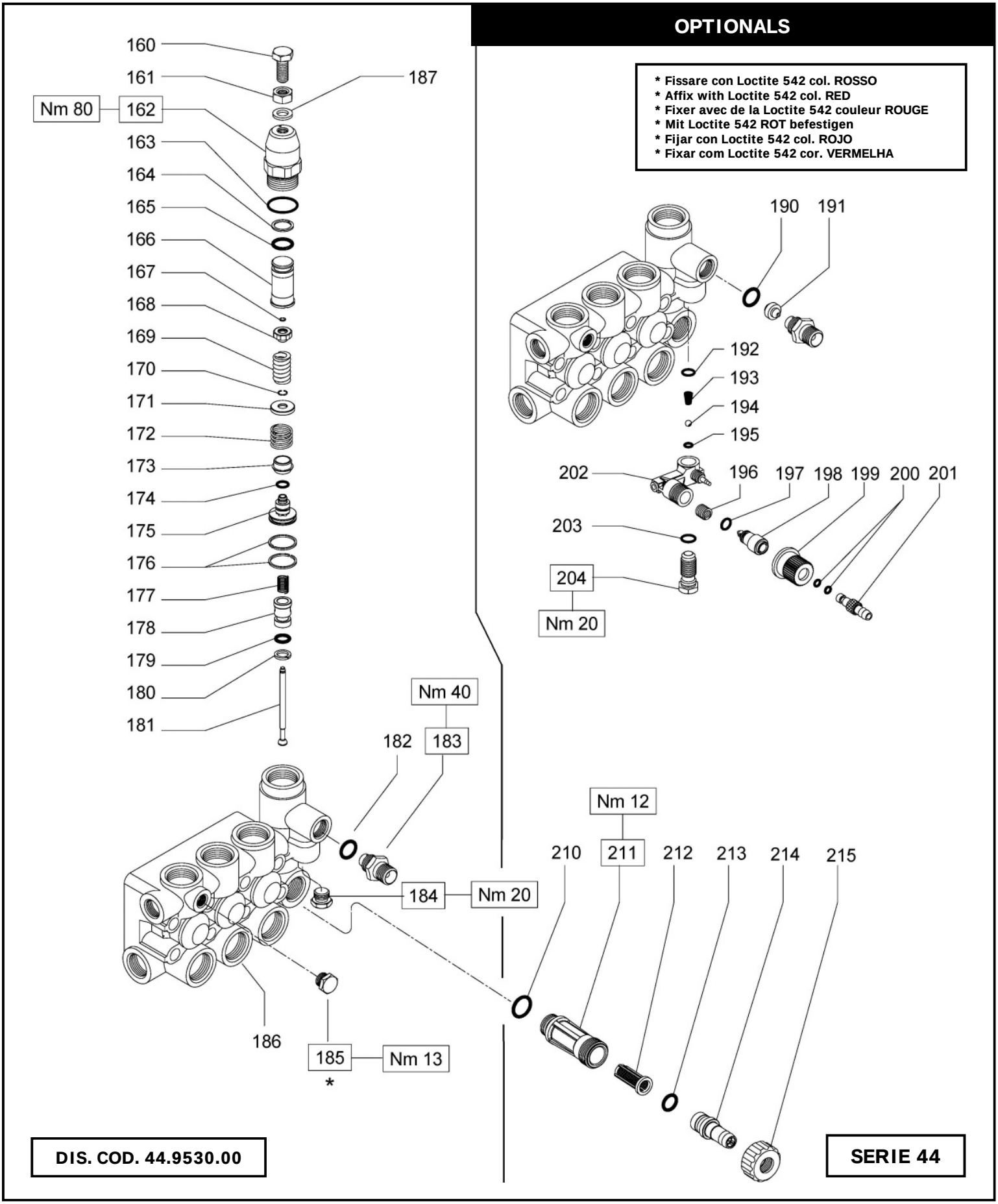

VK VERSION

VERSIONE CON VALVOLA DI REGOLAZIONE AUT. – VERSION WITH BUILT-IN AUT. UNLOADER
VERSION AVEC RÉGULATEUR AUT. DE PRESSION INCORPORÉ
AUSFÜHRUNG MIT EINGEBAUTEM AUT. DRUCKREGULIERVENTIL
VERSIÓN CON REGULADOR AUT. DE PRESIÓN INCORPORADO - VERSÃO COM VÁLVULA DO REGULAMENTO AUT.

POS	COD.	DESCRIZIONE – DESCRIPTION - KIT		NR
160	99.3663.00	Vite M10x1.25x25 UNI 5740		1
161	92.2368.00	Dado M10x1.25 UNI 5589		1
162	36.3270.70	Corpo superiore		1
163	90.3604.00	OR D. 25.12x1.78 NBR SH. 70 2100		1
164	90.5090.00	Anello antiest. D. 15.8x20.0x1.3		1
165	90.3835.00	OR D. 15.08x2.62 NBR SH. 70 119		1
166	36.3271.70	Fine corsa		1
167	90.0059.00	Anello di arresto A05 UNI 7433	177	1
168	36.3274.70	Piattello molla	177	1
169	94.7408.00	Molla Dm. 12.5x26.0	177	1
170	90.0062.00	Anello di arresto A08 UNI 7433	177	1
171	36.3273.70	Piattello molla	177	1
172	94.7480.00	Molla Dm. 18.2x16.5	177	1
173	36.3277.56	Otturatore	177	1
174	90.3581.00	OR D. 8.73x1.78 NBR SH. 70 108	177	1
175	36.3272.70	Pistoncino di comando	177	1
176	92.7710.00	Fascia elastica D. 25	177	2
177	94.7372.00	Molla Dm. 9.3x15.0	177	1
178	36.3276.66	Sede valvola	177	1
179	90.3823.00	OR D. 9.92x2.62 NBR SH. 70 112	177	1
180	90.5065.00	Anello antiest. D. 10.6x15.0x2.0	177	1
181	36.3275.66	Asta valvola	177	1
182	90.3832.00	OR D. 13.95x2.62 NBR SH. 70 3056	94	1
183	10.0078.70 10.0147.70	Nipplo G 3/8” – D. 3 Nipplo M22x1.5 – D. 3		1
184	98.2057.00	Tappo M14x1.5		1
185	98.1966.00	Tappo G 1/8”x8		1
186	44.1201.41 44.1205.41	Testata D. 15 Testata D. 18		1
187	96.7103.00	Rosetta D. 10.5x18.0x2.0		1

OPTIONALS

POS	COD.	DESCRIZIONE – DESCRIPTION - KIT		NR
190	90.3822.00	OR D. 9.92x2.62 NBR SH. 70 112	94	1
191	10.0151.66 10.0076.66	Ugello D. 2 (8÷11 l/min.) Ugello D. 2.2 (12÷17 l/min.)		1
192	90.3582.00	OR D. 9.25x1.78 NBR SH. 70 2037	94	1
193	94.8217.00	Molla conica D. 4.3/7.3x11.0	94	1
194	97.4782.00	Sfera D. 7/32”	94	1
195	90.3572.00	OR D. 5.25x1.78 NBR SH. 70 2021	94	1
196	94.7383.00	Molla Dm. 9.75x10.0	94	1
197	90.3580.00	OR D. 8.73x1.78 NBR SH. 70 108	94	1
198	36.2564.70	Otturatore		1
199	36.2565.51	Pomolo		1
200	90.3570.00	OR D. 4.48x1.78 NBR SH. 70 2018	94	2
201	36.2566.70	Innesto porta-gomma		1
202	36.3181.51	Corpo dosatore		1
203	90.3585.00	OR D. 10.82x1.78 NBR SH. 70 2043	94	1
204	36.2563.70	Sede valvola		1
210	90.3841.00	OR D. 17.13x2.62 NBR SH. 70 3068		1
211	36.3182.51	Nipplo di aspirazione G 3/4”		1
212	92.8925.00	Filtro		1
213	90.3828.00	OR D. 12.37x2.62 NBR SH. 70 3050		1
214	36.2569.51	Porta-gomma aspirazione		1
215	92.9828.00	Ghiera G 3/4”		1

KIT RICAMBI – SPARE KITS

KIT NR.	KIT 94	KIT 177
Posizioni incluse Positions included	182 - 190 - 192 193 - 194 - 195 196 - 197 - 200 203	167 - 168 - 169 170 - 171 - 172 173 - 174 - 175 176 - 177 - 178 179 - 180 - 181
Nr. Pcs.	1÷2	1÷2

* Fissare con Loctite 542 col. ROSSO
* Affix with Loctite 542 col. RED
* Fixer avec de la Loctite 542 couleur ROUGE
* Mit Loctite 542 ROT befestigen
* Fijar con Loctite 542 col. ROJO
* Fixar com Loctite 542 cor. VERMELHA

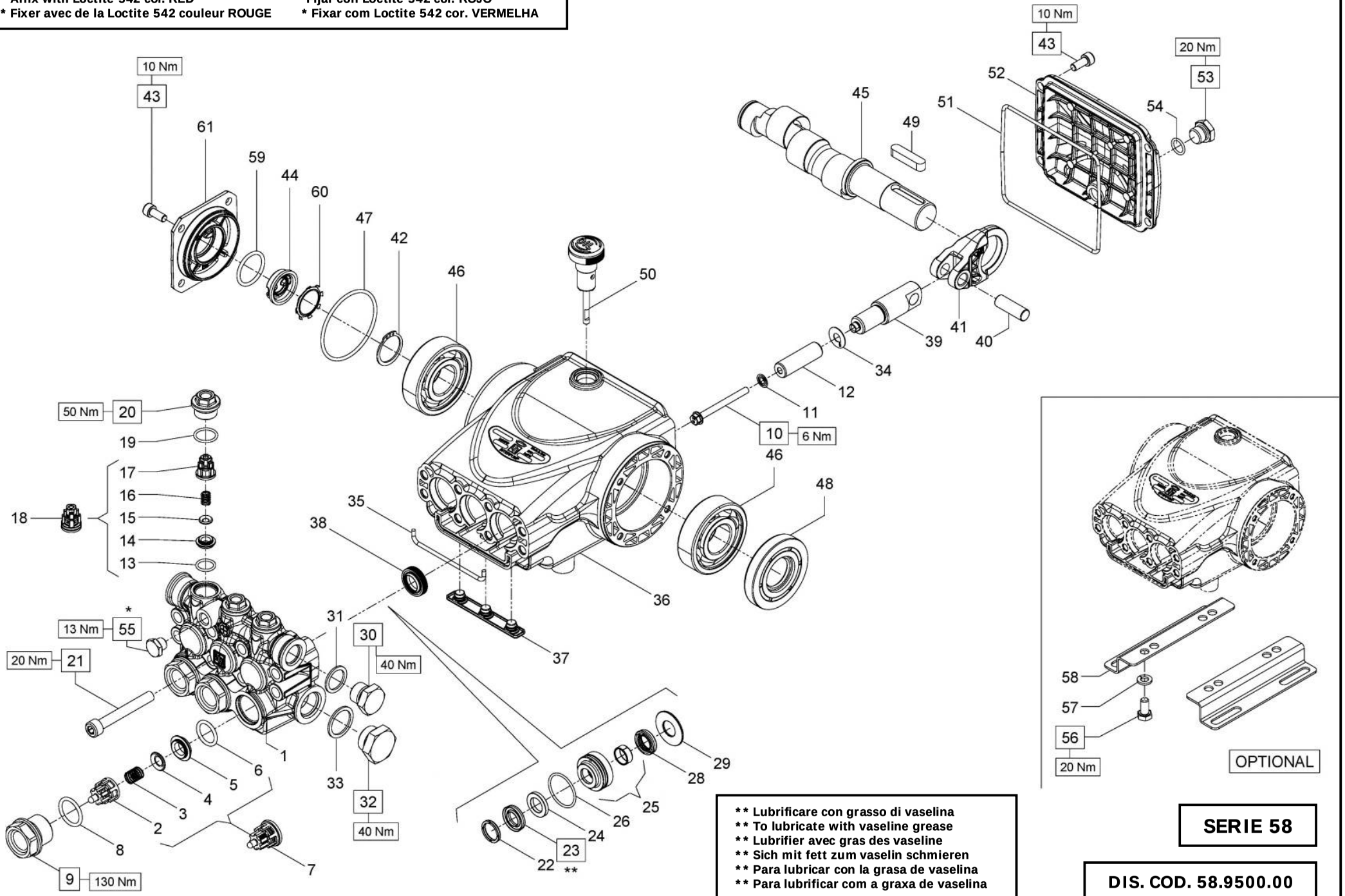

** Lubrificare con grasso di vaselina
** To lubricate with vaseline grease
** Lubrifier avec gras des vaseline
** Sich mit fett zum vaselin schmieren
** Para lubricar con la grasa de vaselina
** Para lubrificar com a graxa de vaselina

SERIE 58

DIS. COD. 58.9500.00

E2B2008 - E2B2808 - E2B2010 - E2C2109 - E2C2809
E2C2111 - E2C2112 - E2D2010 - E2D2810 - E2D2011
E2D2811 - E2D2812 - E2D2013 - E2D2813 - E2D2015
E2D2016 - E2E2108 - E2E2808 - E2E2810 - E2E2111
E2E2811 - E2E2812 - E2E2113 - E2E2813 -E2E2114
E2E2815 - E2E2116

KIT RICAMBI – SPARE KITS

KIT NR.	KIT 269	KIT 270	KIT 271	PISTONE - PISTON. D. 13 KIT 272	PISTONE - PISTON. D. 13 KIT 275	PISTONE - PISTON D. 15 KIT 273	PISTONE - PISTON D. 15 KIT 276
Posizioni incluse Positions included	2 - 3 - 4 - 5 6 - 13 - 14 15 - 16 - 17 (7) - (18)	8 - 9 19 - 20	38	22 - 23 24 - 26 28	22 - 23 24 - 25 26 - 28 29	22 - 23 24 - 26 28	22 - 23 24 - 25 26 - 28 29
Nr. Pcs.	3	3	3	3	1	3	1

PISTON D. 13	PISTON D. 15
E2B2808 - E2C2809 - E2D2810 E2D2811 - E2D2812 - E2D2813 E2E2808 - E2E2810 - E2E2812 E2E2813 - E2E2811 - E2E2815	E2B2008 - E2B2010 - E2C2109 E2C2111 - E2C2112 - E2D2010 E2D2011 - E2D2013 - E2D2015 E2D2016 - E2E2108 - E2E2116 E2E2114 - E2E2111 - E2E2113

POS	COD.	DESCRIZIONE – DESCRIPTION - KIT	NR
1	58.1200.41 58.1201.41	Testata pompa D. 13 Testata pompa D. 15	1
2	36.2025.51	Guida valvola d'aspirazione 269	3
3	94.7376.00	Molla Dm. 9.4x14.8 269	3
4	36.2001.76	Valvola sferica 269	3
5	36.2003.66	Sede valvola d'aspirazione 269	3
6	90.3841.00	OR D. 17.13x2.62 NBR SH. 70 306 269	3
7	36.7115.01	Gr. valvola d'aspirazione 269	3
8	90.3847.00	OR D. 20.24x2.62 NBR SH 90 3081 270	3
9	98.2226.00	Tappo M24x1.5x16.7 270	3
10	99.1690.00	Vite M5x55	3
11	96.6905.00	Rosetta D. 5x11.5x0.4	3
12	58.0400.09 58.0401.09	Pistone D. 13x42 Pistone D. 15x42	3
13	90.3674.00	OR D. 12.00x2.00 NBR SH 70 269	3
14	36.2113.66	Sede valvola di mandata 269	3
15	36.2112.76	Valvola sferica 269	3
16	94.7333.00	Molla Dm. 6.2x10.4 269	3
17	36.2111.51	Guida valvola di mandata 269	3
18	36.7193.01	Gr. valvola mandata 269	3
19	90.3593.00	OR D. 15.60x1.78 NBR SH. 70 2062 270	3
20	98.2137.00	Tappo M18x1.5x10 270	3

POS	COD.	DESCRIZIONE – DESCRIPTION - KIT	NR
21	99.3175.00	Vite M8x60 UNI 5931	8
22	44.1002.51 63.1010.51	Anello di testa D. 13 272-275 Anello di testa D. 15 273-276	3
23	90.2602.00 90.2611.00	An. ten. alt. D. 13x21x4 HP 272-275 An. ten. alt. D. 15x24x5.4/3.4 HP 273-276	3
24	90.5076.50 90.5089.90	Anello antiest. D. 13x21x3 272-275 Anello antiest. D. 15x24x2 273-276	3
25	58.6056.01 58.6057.01	Gr. supp. guarn./boccola D. 13 275 Gr. supp. guarn./boccola D. 15 276	3
26	90.3606.00	OR D. 26.7x1.78 NBR SH. 70 2106 272-273-275-276	3
28	90.2601.00 90.2608.00	Anello ten. alt. D. 13x20x5 LP 272-275 Anello ten. alt. D. 15x22x5 LP 273-276	3
29	58.2106.70 58.2107.70	Anello per tenuta D. 13 275 Anello per tenuta D. 15 276	3
30	98.2100.00	Tappo G 3/8"x13	1
31	96.7380.00	Rosetta D. 17.5x23.0x1.5	1
32	98.2176.00	Tappo G 1/2"x10	1
33	96.7514.00	Rosetta D. 21.5x27.0x1.5	1
34	96.6990.00	Rosetta D. 7.5x23.0x0.5	3
35	58.2105.82	Guarnizione spugna D. 3x94	1
36	58.0100.22	Carter pompa	1
37	58.2104.51	Protezione	1
38	90.1565.50	Anello rad. D. 15.0x24.0x5.0/7.0 271	3
39	58.0500.66	Guida pistone	3
40	97.7340.00	Spinotto D. 10x29.5	3
41	58.0300.22	Biella	3

POS	COD.	DESCRIZIONE – DESCRIPTION - KIT	NR
42	90.0635.00	Anello d'arresto A25	1
43	99.1837.00	Vite M6x14 UNI 5931	8
44	53.2108.51	Vetrino spia livello olio	1
45	63.0202.65 63.0205.65 63.0208.65 63.0212.35 63.0216.35 63.0218.35 63.0291.35	Albero ecc. C.5 - E2E2108 Albero ecc. C.6.5 - E2D2010 E2E2808 E2E2111 Albero ecc. C.8 - E2D2011 E2E2810 E2E2113 Albero ecc. C.10 - E2B2008 E2D2810 E2E2116 E2C2109 E2D2013 E2E2812 Albero ecc. C.12 - E2C2111 E2D2016 E2D2812 Albero ecc. C.13 - E2B2010 E2B2808 E2E2815 E2C2112 E2C2809 E2D2813 Albero ecc. C.11 - E2D2015 E2D2811 E2E2813	1
46	91.8331.00	Cuscinetto a sfere	2
47	90.3898.00	OR D. 56.82x2.62 NBR SH. 70 3225	1
48	90.1641.00	Anello rad. D. 25.0x62.0x10.0	1
49	91.4892.00	Linguetta 8x7x35	1
50	98.2105.00	Asta livello olio G 3/8"x51 D. 7	1
51	90.3925.50	OR D. 113.97x2.62 NBR SH. 70 3450	1
52	58.1600.22	Coperchio posteriore	1
53	98.2042.50	Tappo G 1/4"x9 TE17 – Zinc.	1
54	90.3585.00	OR D. 10.82x1.78 NBR SH. 70 2043	1
55	98.1966.00	Tappo G 1/8"x8	1
56	99.3037.00	Vite M8x16 UNI 5739	4
57	96.7016.00	Rosetta D. 8.4 UNI 1751	4
58	50.2000.74	Piedino pompa	2
59	90.3859.00	OR D. 25.07x2.62 NBR SH70 3100	1
60	90.0671.00	Anello d'arresto ZJ30	1
61	53.1500.22	Coperchio laterale	1

* Fissare con Loctite 542 col. ROSSO
* Affix with Loctite 542 col. RED
* Fixer avec de la Loctite 542 couleur ROUGE
* Mit Loctite 542 ROT befestigen
* Fijar con Loctite 542 col. ROJO
* Fixar com Loctite 542 cor. VERMELHA

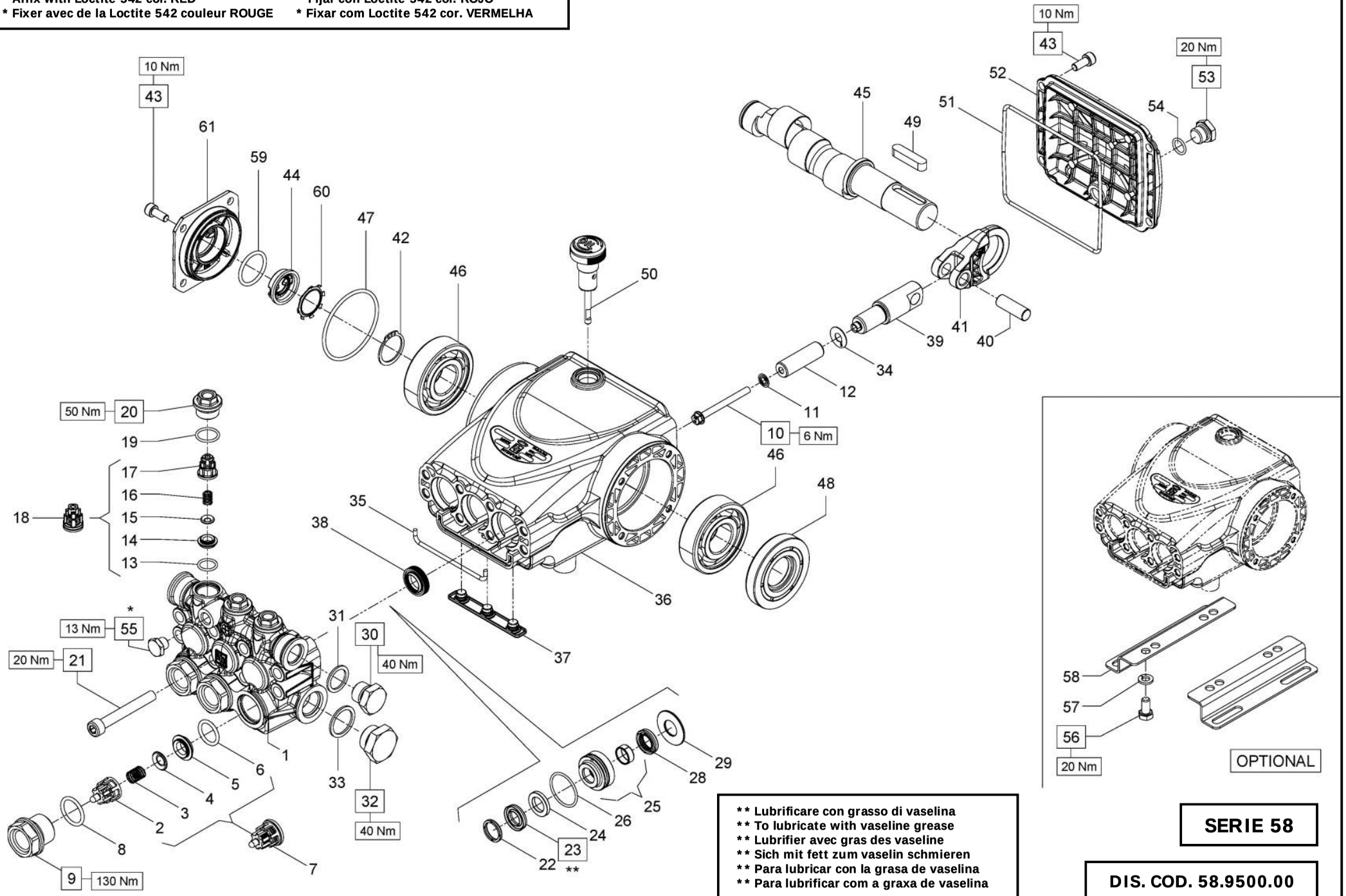

** Lubrificare con grasso di vaselina
** To lubricate with vaseline grease
** Lubrifier avec gras des vaseline
** Sich mit fett zum vaselin schmieren
** Para lubricar con la grasa de vaselina
** Para lubrificar com a graxa de vaselina

SERIE 58

DIS. COD. 58.9500.00

E2B1618 - E2B1711 - E2B1712 - E2B1713 - E2B2014
E2B2042 - E2C1713 - E2C1714 - E2C1715 - E2C2016

KIT RICAMBI – SPARE KITS

KIT NR.	KIT 269	KIT 270	KIT 271	PISTONE - PISTON. D. 18 KIT 274	PISTONE - PISTON. D. 18 KIT 277	PISTONE - PISTON D. 20 KIT 329	PISTONE - PISTON D. 20 KIT 330
Posizioni incluse Positions included	2 - 3 - 4 - 5 6 - 13 - 14 15 - 16 - 17 (7) - (18)	8 - 9 19 - 20	38	22 - 23 24 - 26 28	22 - 23 24 - 25 26 - 28 29	22 - 23 24 - 26 28	22 - 23 24 - 25 26 - 28 29
Nr. Pcs.	3	3	3	3	1	3	1

PISTON D. 18	PISTON D. 20
E2B1711 - E2B1712 - E2B1713 E2B2014 - E2B2042 - E2C1713 E2C1714 - E2C1715 - E2C2016	E2B1618

POS	COD.	DESCRIZIONE – DESCRIPTION - KIT	NR
1	58.1202.41 58.1206.41	Testata pompa D. 18 Testata pompa D. 20	1
2	36.2025.51	Guida valvola d'aspirazione 269	3
3	94.7376.00	Molla Dm. 9.4x14.8 269	3
4	36.2001.76	Valvola sferica 269	3
5	36.2003.66	Sede valvola d'aspirazione 269	3
6	90.3841.00	OR D. 17.13x2.62 NBR SH 70 306 269	3
7	36.7115.01	Gr. valvola d'aspirazione 269	3
8	90.3847.00	OR D. 20.24x2.62 NBR SH. 90 3081 270	3
9	98.2226.00	Tappo M24x1.5x16.7 270	3
10	99.1690.00	Vite M5x55	3
11	96.6905.00	Rosetta D. 5.0x11.5x0.4	3
12	58.0402.09 59.0400.09	Pistone D. 18x42 Pistone D. 20x42	3
13	90.3674.00	OR D. 12.00x2.00 NBR SH. 70 269	3
14	36.2113.66	Sede valvola di mandata 269	3
15	36.2112.76	Valvola sferica 269	3
16	94.7333.00	Molla Dm. 6.2x10.4 269	3
17	36.2111.51	Guida valvola di mandata 269	3
18	36.7193.01	Gr. valvola mandata 269	3
19	90.3593.00	OR D. 15.60x1.78 NBR SH. 70 2062 270	3
20	98.2137.00	Tappo M18x1.5x10 270	3
21	99.3175.00	Vite M8x60 UNI 5931	8

POS	COD.	DESCRIZIONE – DESCRIPTION - KIT	NR
22	63.1011.51 66.1007.51	Anello di testa D. 18 274-277 Anello di testa D. 20 329-330	3
23	90.2653.50 90.2691.00	An. ten. alt. D. 18x28x6/3.7 HP 274-277 An. ten. alt. D. 20x30x6/3.7 HP 329-330	3
24	90.5111.50 90.5134.00	Anello antiest. D. 18x28x2 274-277 Anello antiest. D. 20x30x2 329-330	3
25	58.6058.01 58.6059.01	Gr. supp. guarn./boccola D. 18 277 Gr. supp. guarn./boccola D. 20 330	3
26	90.3606.00 90.3608.00	OR D. 26.7x1.78 NBR SH. 70 2106 274-277 OR D. 28.3x1.78 NBR SH. 70 2112 329-330	3
28	90.2650.00 90.2687.50	Anello ten. alt. D. 18x24x5 LP 274-277 Anello ten. alt. D. 20x26x5 LP 329-330	3
29	58.2108.70 58.2110.70	Anello per tenuta D. 18 277 Anello per tenuta D. 20 330	3
30	98.2100.00	Tappo G 3/8"x13	1
31	96.7380.00	Rosetta D. 17.5x23.0x1.5	1
32	98.2176.00	Tappo G 1/2"x10	1
33	96.7514.00	Rosetta D. 21.5x27.0x1.5	1
34	96.6990.00	Rosetta D. 7.5x23.0x0.5	3
35	58.2105.82	Guarnizione spugna D. 3x94	1
36	58.0100.22	Carter pompa	1
37	58.2104.51	Protezione	1
38	90.1565.50	Anello rad. D. 15.0x24.0x5.0/7.0 271	3
39	58.0500.66	Guida pistone	3
40	97.7340.00	Spinotto D. 10x29.5	3
41	58.0300.22	Biella	3

POS	COD.	DESCRIZIONE – DESCRIPTION - KIT	NR
42	90.0635.00	Anello d'arresto D. 25	1
43	99.1837.00	Vite M6x14 UNI 5931	8
44	53.2108.51	Vetrino spia livello olio	1
45	63.0212.35 63.0216.35 63.0218.35 63.0291.35 58.0201.65	Albero ecc. C.10 - E2B1711 E2C1713 Albero ecc. C.12 - E2B1713 E2C1715 Albero ecc. C.13 - E2B2014 E2C2016 Albero ecc. C.11 - E2B1712 E2C1714 Albero ecc. C.14 - E2B1618 E2B2042	1
46	91.8331.00	Cuscinetto a sfere	2
47	90.3898.00	OR D. 56.82x2.62 NBR SH. 70 3225	1
48	90.1641.00	Anello rad. D. 25.0x62.0x10.0	1
49	91.4892.00	Linguetta 8x7x35	1
50	98.2105.00	Asta livello olio G 3/8"x51 D. 7	1
51	90.3925.50	OR D. 113.97x2.62 NBR SH. 70 3450	1
52	58.1600.22	Coperchio posteriore	1
53	98.2042.50	Tappo G 1/4"x9 TE17 – Zinc.	1
54	90.3585.00	OR D. 10.82x1.78 NBR SH. 70 2043	1
55	98.1966.00	Tappo G 1/8"x8	1
56	99.3037.00	Vite M8x16 UNI 5739	4
57	96.7016.00	Rosetta D. 8.4 UNI 1751	4
58	50.2000.74	Piedino pompa	2
59	90.3859.00	OR D. 25.07x2.62 NBR SH. 70 3100	1
60	90.0671.00	Anello d'arresto ZJ30	1
61	53.1500.22	Coperchio laterale carter	1

VERSION A (for electric motors NEMA 184 TC)

E2C2109 - E2C2111 - E2C1713 - E2C1714 - E2C1715

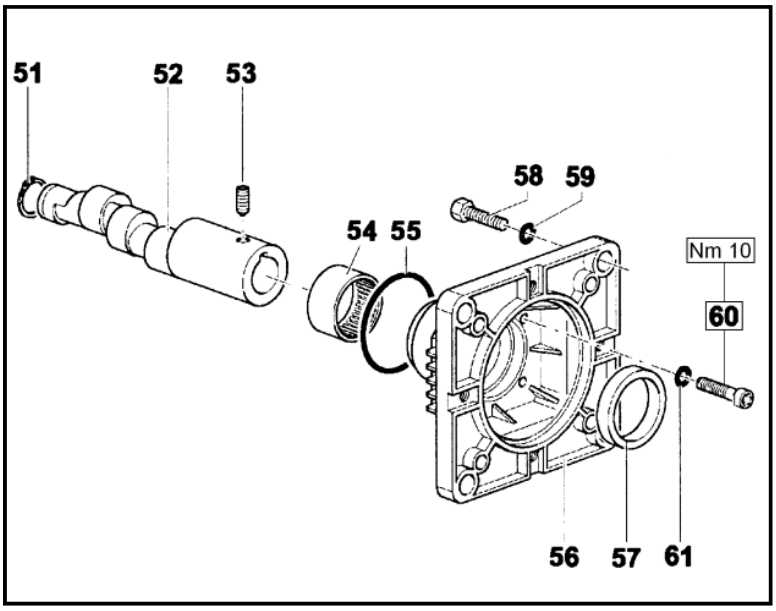

POS	COD.	DESCRIZIONE - DESCRIPTION	NR
51	90.0635.00	Anello di fermo D. 25 UNI 7435	1
52	63.0232.6563. 0236.65 63.0294.65	Albero ecc. C.10 – E2C1713 E2C2109 Albero ecc. C.12 – E2C1715 E2C2111 Albero ecc. C.11 – E2C1714	1
53	99.1790.00	Vite M6x6 UNI 5929	1
54	91.8568.00	Boccola a rullini D. 45x52x20	1
55	90.4097.00	OR D. 55.56x3.56 NBR SH. 70 159	1
56	10.0504.22	Flangia per motore elettrico	1
57	90.1690.00	Anello rad. D. 45.0x62.0x8.0	1
58	99.4600.00	Vite 1/2”x1-1/4”	4
59	96.7195.00	Rosetta D. 13.0x18.0x1.1	4
60	99.1912.00	Vite M6x30 UNI 5931	4
61	96.6938.00	Rosetta D. 6.4x10.0x0.7	4

DIS. COD. 58.9502.00

SERIE 58

VERSION B (for electric motors IEC 100-112 B14)

E2B2008 - E2B2010 - E2B1711 - E2B1712 - E2B1713 E2B2014 - E2B2808 - E2D2010 - E2D2011 - E2D2013 E2D2015 - E2D2016 - E2D2810 - E2D2811 - E2D2812 E2D2813

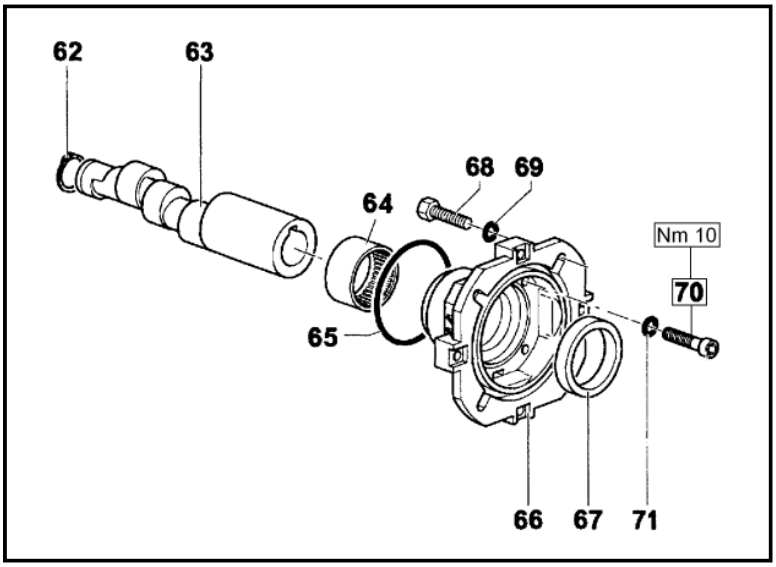

POS	COD.	DESCRIZIONE - DESCRIPTION	NR
62	90.0635.00	Anello di fermo D. 25 UNI 7435	1
63	63.0245.65 63.0248.65 63.0252.65 63.0256.65 63.0295.65 63.0293.65	Albero ecc. C.6.5 – E2D2010 Albero ecc. C.8 – E2D2011 Albero ecc. C.10 – E2B1711 E2B2008 E2D2810 E2D2013 Albero ecc. C.12 – E2B1713 E2D2016 E2D2812 Albero ecc. C.13 – E2B2010 E2B2014 E2B2808 E2D2813 Albero ecc. C.11 – E2B1712 E2D2015 E2D2811	1
64	91.8568.00	Boccola a rullini D. 45x52x20	1
65	90.4097.00	OR D. 55.56x3.56 NBR SH. 70 159	1
66	10.0494.22	Flangia per motore elettrico	1
67	90.1690.00	Anello rad. D. 45.0x62.0x8.0	1
68	99.3067.00	Vite M8x25 UNI 5739	4
69	96.7014.00	Rosetta D. 8.4x13.0x0.8	4
70	99.1912.00	Vite M6x30 UNI 5931	4
71	96.6938.00	Rosetta D. 6.4x10.0x0.7	4

DIS. COD. 58.9503.00

SERIE 58

VERSION C 1” (for gasoline engines SAE J 609 type B ext.4)

E2E2111 - E2E2113 - E2E2114 - E2E2116 - E2E2808
E2E2810 - E2E2811 - E2E2812 - E2E2813 - E2E2815

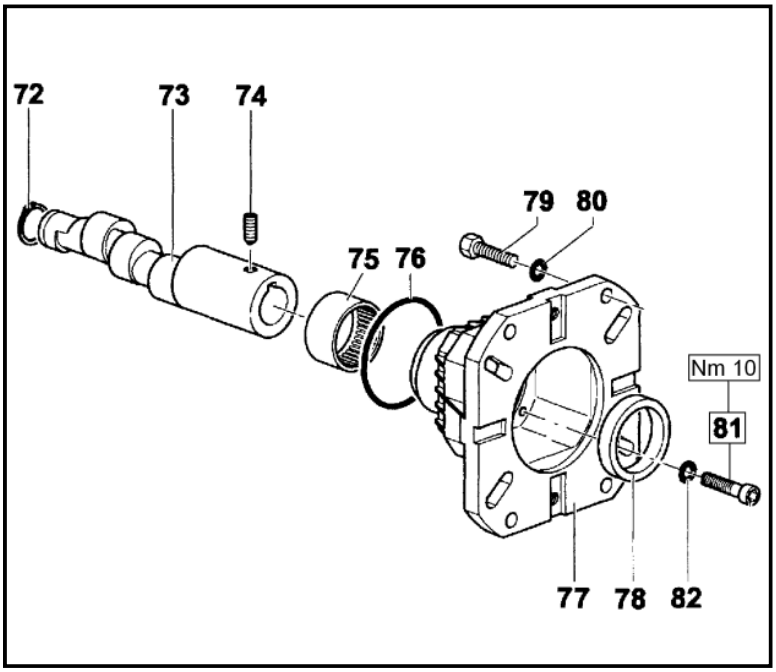

POS	COD.	DESCRIZIONE - DESCRIPTION	NR
72	90.0635.00	Anello d’arresto A25	1
73	63.0277.65 63.0280.65 63.0282.65 63.0284.65 63.0292.65 63.0290.65	Albero ecc. C.6.5 - E2E2111 E2E2808 Albero ecc. C.8 - E2E2113 E2E2810 Albero ecc. C.9 - E2E2811 E2E2114 Albero ecc. C.10 - E2E2116 E2E2812 Albero ecc. C.11 - E2E2813 Albero ecc. C.13 - E2E2815	1
74	99.1790.00	Vite M6x6 UNI 5929	1
75	91.8568.00	Boccola a rullini D. 45x52x20	1
76	90.4097.00	OR D. 55.56x3.56 NBR SH. 70 159	1
77	10.0518.22	Flangia per motore a scoppio	1
78	90.1690.00	Anello rad. D. 45.0x62.0x8.0	1
79	99.2755.00 99.3346.00	Vite 5/16”x1” Vite 3/8”x1”-1/4”	4
80	96.7020.00 96.7104.00	Rosetta D. 8.4x15.0x1.5 Rosetta D. 10.5x16.0x1.0	4
81	99.1912.00	Vite M6x30 UNI 5931	4
82	96.6938.00	Rosetta D. 6.4x10.0x0.7	4

DIS. COD. 58.9504.00

SERIE 58

VERSION C 3/4” (for gasoline engines SAE J 609 type A ext.3)

E2E2108 – E2E2111 – E2E2113

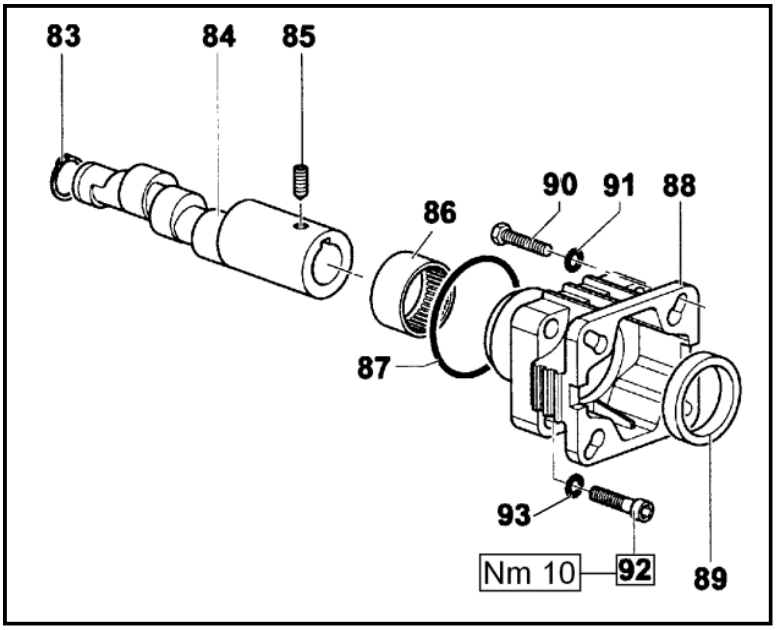

POS	COD.	DESCRIZIONE - DESCRIPTION	NR
83	90.0635.00	Anello d’arresto A25	1
84	63.0262.65 63.0264.65 63.0266.65	Albero ecc. C.5 – E2E2108 Albero ecc. C.6.5 – E2E2111 Albero ecc. C.8 – E2E2113	1
85	99.1790.00	Vite M6x6 UNI 5929	1
86	91.8568.00	Boccola a rullini D. 45x52x20	1
87	90.4097.00	OR Ø 55.56x3.53 NBR SH. 70 159	1
88	10.0617.22	Flangia motore a scoppio	1
89	90.1687.00	Anello rad. D. 45.0x60.0x8.0	1
90	99.2730.00	Vite 5/16”x3/4”x24	4
91	96.7014.00	Rosetta D. 8.4x13.0x0.8	4
92	99.1912.00	Vite M6x30 UNI 5931	4
93	96.6938.00	Rosetta D. 6.4x10.0x0.7	4

SERIE 58

DIS. COD. 58.9501.00

VH VERSION

VERSIONE CON VALVOLA DI REGOLAZIONE AUT. - VERSION WITH BUILT-IN AUT. UNLOADER
VERSION AVEC RÉGULATEUR AUT. DE PRESSION INCORPORÉ
AUSFÜHRUNG MIT EINGEBAUTEM AUT. DRUCKREGULIERVENTIL
VERSIÓN CON REGULADOR AUT. DE PRESIÓN INCORPORADO - VERSÃO COM VÁLVULA DO REGULAMENTO AUT.

OPTIONALS

SERIE 58

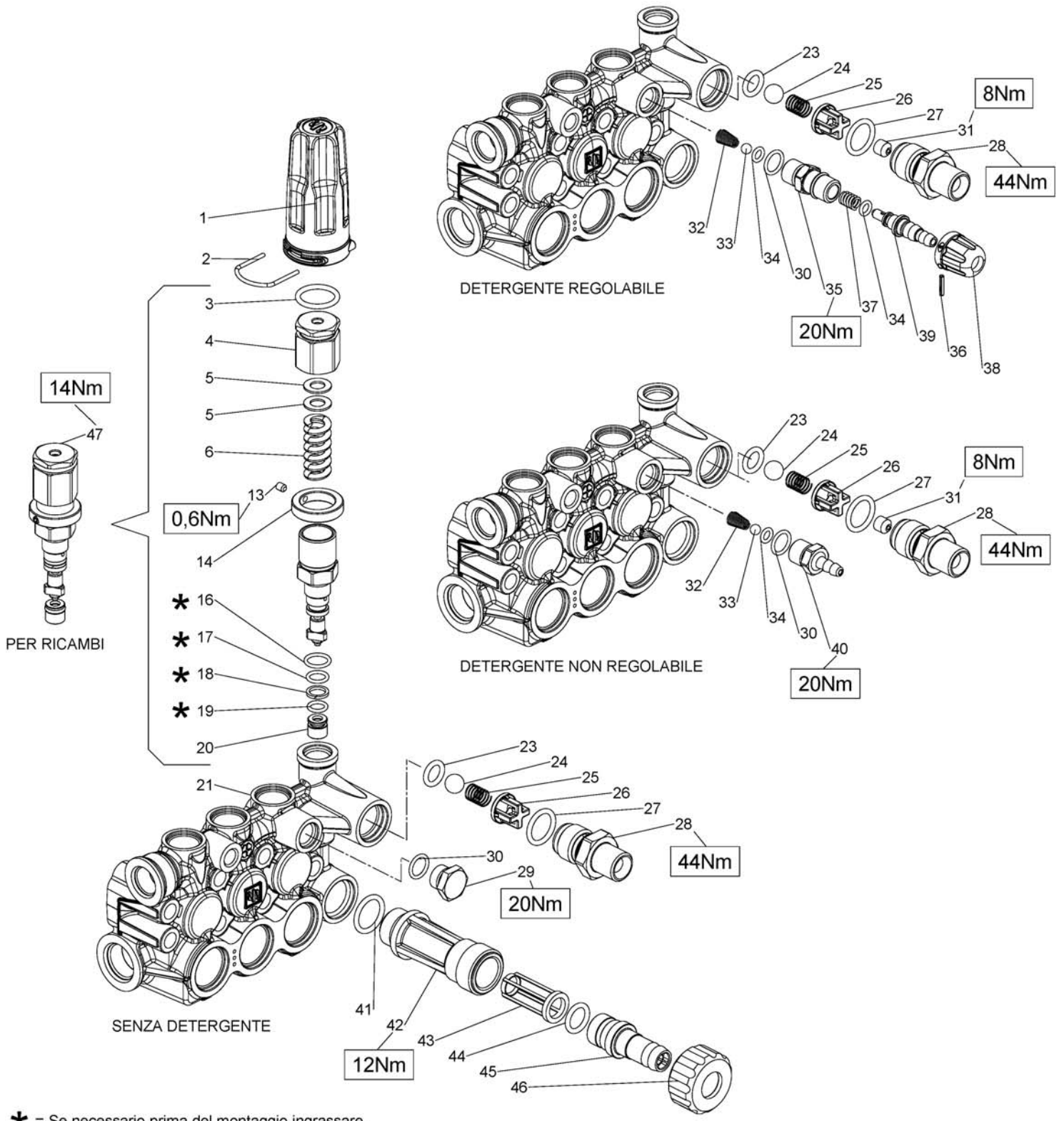

* = Se necessario prima del montaggio ingrassare.
- Usare grasso di vaselina per pompe -

DIS. COD. 36.9547.00

VH VERSION

VERSIONE CON VALVOLA DI REGOLAZIONE AUT. – VERSION WITH BUILT-IN AUT. UNLOADER
VERSION AVEC RÉGULATEUR AUT. DE PRESSION INCORPORÉ
AUSFÜHRUNG MIT EINGEBAUTEM AUT. DRUCKREGULIERVENTIL
VERSIÓN CON REGULADOR AUT. DE PRESIÓN INCORPORADO - VERSÃO COM VÁLVULA DO REGULAMENTO AUT.

POS	COD.	DESCRIZIONE – DESCRIPTION - KIT	NR
1	36.3506.51	Pomolo di regolazione	1
2	10.0846.66	Forcella per pomolo di regolazione	1
3	90.3845.00	OR D. 18.72x2.62 NBR SH. 70 3075	1
4	36.3481.70	Registro di pressione	1
5	36.3486.51	Rondella di scorrimento	2
6	94.7395.00	Molla Dm. 11.3x34.5	1
13	99.1267.00	Vite M4x5 UNI 5929	1
14	36.3477.70	Ghiera di pressione massima	1
16	90.3587.00	OR D. 11.11x1.78 NBR SH. 70 114	1
17	90.3581.00	OR D. 8.73x1.78 NBR SH. 70 108	1
18	90.5038.00	Anello antiest. D. 9.0x12.0x1.5	1
19	90.3578.00	OR D. 7.66x1.78 NBR SH. 70 2031	1
20	36.3483.66	Sede	1
21	58.1205.41 58.1204.41 58.1203.41	Testata pompa con valv. integ. D. 18 Testata pompa con valv. integ. D. 15 Testata pompa con valv. integ. D. 13	1
23	90.3823.00	OR D. 9.92x2.62 NBR SH. 70 112 278	1
24	97.4838.00	Sfera D. 13/32” 278	1
25	94.7355.00	Molla Dm. 8.5x12.0 278	1
26	36.3104.51	Guida valvola 278	1
27	90.3839.00	OR D. 15.88x2.62 NBR SH. 70 121 278	1
28	36.3490.70 36.3489.70 36.3488.70 36.3487.70 36.3479.70	Nipplo 3/8” NPT - F - D. 3 Nipplo G 3/8” - F - D. 3 Nipplo M22x1.5 - D. 3 Nipplo 3/8” NPT - M - D. 3 Nipplo G 3/8” - M - D. 3	1
29	98.2041.00	Tappo G 1/4”x9	1
30	90.3585.00	OR D. 10.82x1.78 NBR SH. 70 2043 279-280	1
31	10.0795.66 10.0798.66	Ugello per iniettore D. 2 Ugello per iniettore D. 2.2	1
32	94.8217.00	Molla conica Dm. 4.3/7.3x11.0 279-280	1
33	97.4782.00	Sfera D. 7/32” 279-280	1
34	90.3573.00	OR D. 5.28x1.78 NBR SH. 70 2021 279-280	1÷2
35	36.3482.70	Sede valvola detergente 279	1

POS	COD.	DESCRIZIONE – DESCRIPTION - KIT	NR
36	97.6615.00	Spina elastica D. 2x12 UNI 6873 279	1
37	94.7334.00	Molla Dm. 6.4x12.5 279	1
38	36.3484.51	Pomolo detergente rosso 279	1
39	36.3342.70	Otturatore con porta-gomma 279	1
40	36.3492.70	Porta-gomma 280	1
47	36.6054.01	Frutto valvola con sede 278	1
OPTIONALS			
41	90.3841.00	OR D. 17.13x2.62 NBR SH. 70 3068	1
42	36.3182.51	Nipplo aspirazione G 3/4”	1
43	92.8925.00	Filtro D. 12x35	1
44	90.3828.00	OR D. 12.37x2.62 NBR SH. 70 3050	1
45	36.2569.51	Porta-gomma aspirazione	1
46	92.9828.00	Ghiera G 3/4” – D. 15	1

KIT RICAMBI - SPARE KITS

KIT NR.	KIT 278	KIT 279	KIT 280
Posizioni incluse Positions included	23 - 24 25 - 26 27 - 47	30 - 32 33 - 34 35 - 36 37 - 38 39	30 - 32 33 - 34 40
Nr. Pcs.	1	1÷2	1

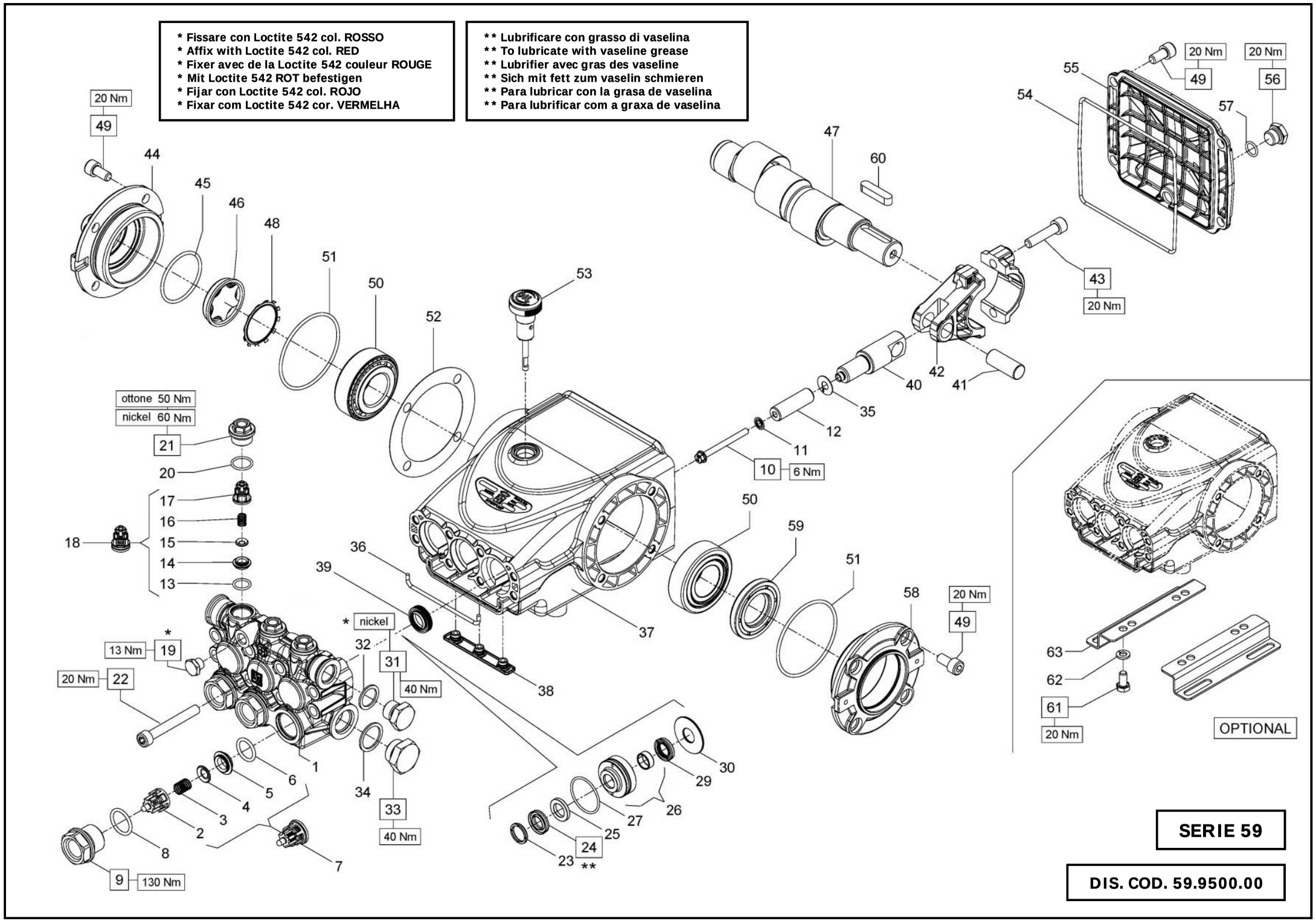
* Fissare con Loctite 542 col. ROSSO
* Affix with Loctite 542 col. RED
* Fixer avec de la Loctite 542 couleur ROUGE
* Mit Loctite 542 ROT befestigen
* Fijar con Loctite 542 col. ROJO
* Fixar com Loctite 542 cor. VERMELHA
** Lubrificare con grasso di vaselina
** To lubricate with vaseline grease
** Lubrifier avec gras des vaseline
** Sich mit fett zum vaselin schmieren
** Para lubricar con la grasa de vaselina
** Para lubrificar com a graxa de vaselina
20 Nm
49
44
45
46
48
51
50
52
53
47
60
55
54
56
57
43
20 Nm
42
41
40
35
12
11
10
6 Nm
ottone 50 Nm
nickel 60 Nm
21
20
17
16
15
14
13
18
36
39
* nickel
32
31
40 Nm
37
38
50
59
51
58
13 Nm
19
20 Nm
22
1
6
5
4
3
2
8
9
130 Nm
7
34
33
40 Nm
30
29
26
27
25
24
23
**
63
62
61
20 Nm
OPTIONAL
SERIE 59
DIS. COD. 59.9500.00

E3B1911 - E3C1713 - E3C1515 - E3C1218
E3C1021 - E3B1515 - E3B1713 - E3B1021
E3A1515 - E3B1218 - E3A1713

KIT RICAMBI - SPARE KITS

KIT Nr.	KIT 269	KIT 270	KIT 271	PISTON D. 18 KIT 284	PISTON D. 18 KIT 289	PISTON D. 20 KIT 285	PISTON D. 20 KIT 290	PISTON D. 22 KIT 286	PISTON D. 22 KIT 291
Posizioni incluse Positions included	2 - 3 - 4 - 5 6 - 13 - 14 15 - 16 - 17 (7) - (18)	8 - 9 20 - 21	39	23 - 24 25 - 27 29	23 - 24 25 - 26 27 - 29 30	23 - 24 25 - 27 29	23 - 24 25 - 26 27 - 29 30	23 - 24 25 - 27 29	23 - 24 25 - 26 27 - 29 30
Nr. Pcs.	3	3	3	3	1	3	1	3	1

PISTON D. 18	PISTON D. 20	PISTON D. 22
E3B1911 E3C1713	E3C1515 - E3C1218 E3C1021 - E3B1515 E3B1713	E3B1021 - E3A1515 E3B1218 - E3A1713

POS	COD.	DESCRIZIONE – DESCRIPTION - KIT	NR
1	59.1202.41 59.1203.41 59.1204.41	Testata pompa D. 18 Testata pompa D. 20 Testata pompa D. 22	1
2	36.2025.51	Guida valvola d'aspirazione 269	3
3	94.7376.00	Molla Dm. 9.4x14.8 269	3
4	36.2001.76	Valvola sferica 269	3
5	36.2003.66	Sede valvola d'aspirazione 269	3
6	90.3841.00	OR D.17.13x2.62 NBR SH. 70 3068 269	3
7	36.7115.01	Gr. valvola d'aspirazione 269	3
8	90.3847.00	OR D.20.24x2.62 NBR 70 SH 3081 270	3
9	98.2226.00	Tappo M 24x1.5x16.7 270	3
10	99.1690.00	Vite M 5x55	3
11	96.6905.00	Rosetta D. 5.0x11.5x0.4	3
12	58.0402.09 59.0400.09 59.0401.09	Pistone D. 18x42 Pistone D. 20x42 Pistone D. 22x42	3
13	90.3674.00	OR D.12.00x2.00 NBR SH. 70 269	3
14	36.2113.66	Sede valvola di mandata 269	3
15	36.2112.76	Valvola sferica 269	3
16	94.7333.00	Molla Dm. 6.2x10.4 269	3
17	36.2111.51	Guida valvola di mandata 269	3
18	36.7193.01	Gr. valvola di mandata 269	3
19	98.1966.00	Tappo G 1/8"x8	1
20	90.3593.00	OR D.15.60x1.78 NBR SH. 70 2062 270	3

POS	COD.	DESCRIZIONE – DESCRIPTION - KIT	NR
21	98.2137.00	Tappo M18x1.5x10 D.23-D.12 270	3
22	99.3175.00	Vite M 8x60 UNI 5931	8
23	66.1007.51 66.1009.51 63.1011.51	Anello di testa D. 20 285-290 Anello di testa D. 22 286-291 Anello di testa D. 18 284-289	3
24	90.2691.00 90.2716.00 90.2653.50	An. ten.alt. D.20x30x6/3.7 HP 285-290 An. ten.alt. D.22x32x6/3.7 HP 286-291 An. ten.alt. D.18x28x46/3.7 HP 284-289	3
25	90.5111.50 90.5134.00 90.5148.50	Anello antiest. D. 18x28x2 284-289 Anello antiest. D. 20x30x2 285-290 Anello antiest. D. 22x32x2 286-291	3
26	59.6060.01 59.6061.01 59.6062.01	Gr. supp. guarn./bussola D. 18 289 Gr. supp. guarn./bussola D. 20 290 Gr. supp. guarn./bussola D. 22 291	3
27	90.3612.00	OR D. 31.47x1.78 NBR SH. 70 2125 284-285-286-289-290-291	3
29	90.2690.00 90.2715.00 90.2650.00	Anello ten. alt. D.20x28x6.5 LP 285-290 Anello ten. alt. D.22x30x6.5 LP 286-291 Anello ten. alt. D.18x24x5 LP 284-289	3
30	59.2107.70 59.2108.70 59.2109.70	Anello per tenuta D. 18 289 Anello per tenuta D. 20 290 Anello per tenuta D. 22 291	3
31	98.2100.00	Tappo G 3/8"x13	1
32	96.7380.00	Rosetta D. 17.5x23.0x1.5	1
33	98.2176.00	Tappo G 1/2"x10	1
34	96.7514.00	Rosetta D. 21.5x27.0x1.5	1
35	96.6980.00	Rosetta D. 7.5x18.0x0.5	3
36	59.2110.82	Guarnizione spugna D. 3x103	1
37	59.0100.22	Carter pompa	1
38	58.2104.51	Protezione	1
39	90.1565.50	Anello rad. D. 15.0x24.0x5.0/7.0 271	3

POS	COD.	DESCRIZIONE – DESCRIPTION - KIT	NR
40	59.050066	Guida pistone	3
41	97.7399.00	Spinotto D. 14x34	3
42	59.0300.01	Biella completa	3
43	99.3099.00	Vite serraggio biella M 8x35	6
44	47.1512.22	Coperchio laterale lato spia	1
45	90.3877.00	OR D. 39.34x2.62 NBR SH. 70 3156	1
46	70.2118.01	Spia livello olio	1
47	59.0201.35 59.0202.35 59.0203.35	Albero ecc. C.13 - E3B1021 E3C1021 E3A1515 Albero ecc. C.12 - E3B1218 E3C1218 E3B1515 E3A1713 Albero ecc. C.10 - E3C1515 E3B1911 E3B1713 E3C1713	1
48	90.0756.00	Anello d'arresto ZJ45	1
49	99.3039.00	Vite M 8x16 UNI 5931	12
50	91.8375.00	Cuscinetto a rulli	2
51	90.3913.00	OR D. 67.95x2.62 NBR SH. 70 3628	2
52	97.5680.00 97.5978.00	Spessore D. 74.5x104x0.3 Spessore D. 74.5x104x0.1	-
53	98.2103.00	Asta livello olio G 3/8"x51	1
54	90.3922.00	OR D. 133.02x2.62 NBR SH. 70 3525	1
55	59.1600.22	Coperchio posteriore carter	1
56	98.2042.50	Tappo G 1/4"x9 TE17 – Zinc.	1
57	90.3585.00	OR D. 10.82x1.78 NBR SH. 70 2043	1
58	47.1510.22	Coperchio laterale lato PTO	1
59	90.1648.00	Anello rad. D. 30.0x55.0x7.0	1
60	91.4892.00	Linguetta 8x7x35	1
61	99.3037.00	Vite M 8x16 UNI 5739	4
62	96.7016.00	Rosetta D. 8.4 UNI 1751	4
63	50.2000.74	Piedino pompa	2

* Fissare con Loctite 542 col. ROSSO
* Affix with Loctite 542 col. RED
* Fixer avec de la Loctite 542 couleur ROUGE
* Mit Loctite 542 ROT befestigen
* Fijar con Loctite 542 col. ROJO
* Fixar com Loctite 542 cor. VERMELHA

** Lubrificare con grasso di vaselina
** To lubricate with vaseline grease
** Lubrifier avec gras des vaseline
** Sich mit fett zum vaselin schmieren
** Para lubricar con la grasa de vaselina
** Para lubrificar com a graxa de vaselina

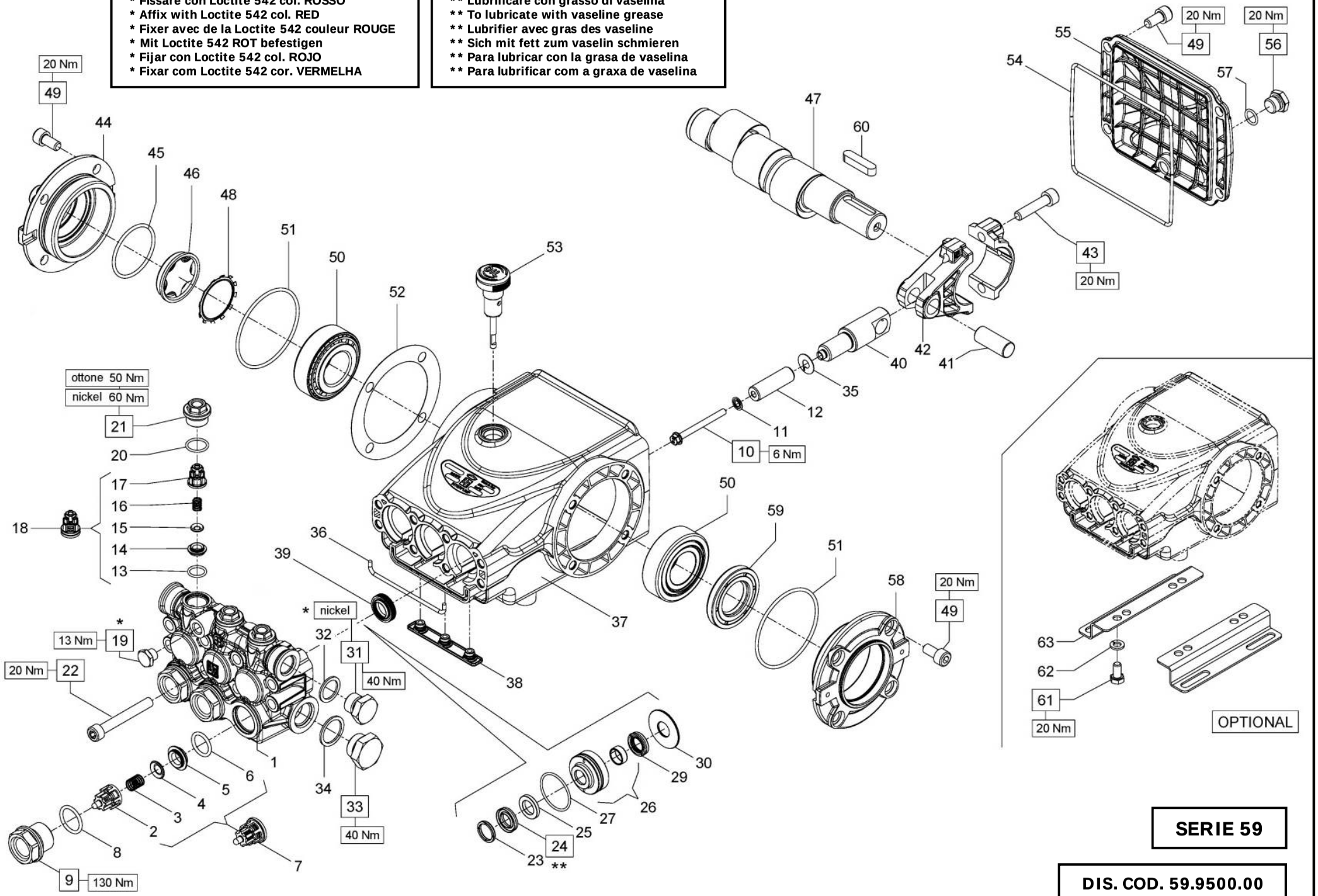

SERIE 59

DIS. COD. 59.9500.00

E3A2113 - E3A2115 - E3B2511 - E3B2513
E3B2515 - E3B2118 - E3B2121 - E3C2513
E3C2515 - E3C2518 - E3C2521 - E3E2813
E3E2815 - E3E2517 - E3E2520

KIT RICAMBI - SPARE KITS

				PISTON D. 13		PISTON D. 15		PISTON D. 18		PISTON D. 20		PISTON D. 22	
KIT Nr.	**KIT 269**	**KIT 292**	**KIT 271**	**KIT 282**	**KIT 287**	**KIT 283**	**KIT 288**	**KIT 284**	**KIT 289**	**KIT 285**	**KIT 290**	**KIT 286**	**KIT 291**
Posizioni incluse Positions included	2 - 3 - 4 - 5 6 - 13 - 14 15 - 16 - 17 (7) - (18)	8 - 9 20 - 21	39	23 - 24 25 - 27 29	23 - 24 25 - 26 27 - 29 30	23 - 24 25 - 27 29	23 - 24 25 - 26 27 - 29 30	23 - 24 25 - 27 29	23 - 24 25 - 26 27 - 29 30	23 - 24 25 - 27 29	23 - 24 25 - 26 27 - 29 30	23 - 24 25 - 27 29	23 - 24 25 - 26 27 - 29 30
Nr. Pcs.	3	3	3	3	1	3	1	3	1	3	1	3	1

D. 13	D. 15	D. 18	D. 20	D.22
E3E2813 E3E2815	E3E2517 E3E2520	E3B2511 E3C2513	E3B2513 E3B2515 E3C2515 E3C2518 E3C2521	E3A2113 E3A2115 E3B2118 E3B2121

POS	COD.	DESCRIZIONE – DESCRIPTION - KIT	NR
1	59.1210.41 59.1211.41 59.1212.41 59.1213.41 59.1214.41	Testata pompa D. 13 - NICKEL Testata pompa D. 15 - NICKEL Testata pompa D. 18 - NICKEL Testata pompa D. 20 - NICKEL Testata pompa D. 22 - NICKEL	1
2	36.2025.51	Guida valvola d'aspirazione 269	3
3	94.7376.00	Molla Dm. 9.4x14.8 269	3
4	36.2001.76	Valvola sferica 269	3
5	36.2003.66	Sede valvola d'aspirazione 269	3
6	90.3841.00	OR D. 17.13x2.62 NBR SH. 70 3068 269	3
7	36.7115.01	Gr. valvola d'aspirazione 269	3
8	90.3847.00	OR D.20.24x2.62 NBR SH. 70 3081 292	3
9	98.2225.00	Tappo M 24x1.5x16.7 292	3
10	99.1690.00	Vite M 5x55	3
11	96.6905.00	Rosetta D. 5.0x11.5x0.4	3
12	58.0400.09 58.0401.09 58.0402.09 59.0400.09 59.0401.09	Pistone D. 13x42 Pistone D. 15X42 Pistone D. 18x42 Pistone D. 20x42 Pistone D. 22x42	3
13	90.3674.00	OR D.12.00x2.00 NBR SH. 70 269	3
14	36.2113.66	Sede valvola di mandata 269	3
15	36.2112.76	Valvola sferica 269	3
16	94.7333.00	Molla Dm. 6.2x10.4 269	3
17	36.2111.51	Guida valvola di mandata 269	3
18	36.7193.01	Gr. valvola di mandata 269	3
19	98.1967.00	Tappo G 1/8"x8	1
20	90.3593.00	OR D.15.60x1.78 NBR SH. 70 2062 292	3

POS	COD.	DESCRIZIONE – DESCRIPTION - KIT	NR
21	98.2137.50	Tappo M18x1.5x10 D.23 - D.12 292	3
22	99.3175.00	Vite M 8x60 UNI 5931	8
23	44.1002.51 63.1010.51 66.1007.51 66.1009.51 63.1011.51	Anello di testa D. 13 282-287 Anello di testa D. 15 283-288 Anello di testa D. 20 285-290 Anello di testa D. 22 286-291 Anello di testa D. 18 284-289	3
24	90.2602.00 90.2611.00 90.2691.00 90.2716.00 90.2653.50	An. ten.alt.D.13x21x4 HP 282-287 An. ten.alt.D.15x24x5.4/3.4 HP 283-288 An. ten.alt.D.20x30x6/3.7 HP 285-290 An. ten.alt.D.22x32x6/3.7 HP 286-291 An. ten.alt.D.18x28x46/3.7 HP 284-289	3
25	90.5076.00 90.5089.90 90.5111.50 90.5134.00 90.5148.50	Anello antiest. D. 13x21x4 282-287 Anello antiest. D. 15x24x2 283-288 Anello antiest. D. 18x28x2 284-289 Anello antiest. D. 20x30x2 285-290 Anello antiest. D. 22x32x2 286-291	3
26	59.6058.01 59.6059.01 59.6060.01 59.6061.01 59.6062.01	Gr. supp. guarn./bussola D. 13 287 Gr. supp. guarn./bussola D. 15 288 Gr. supp. guarn./bussola D. 18 289 Gr. supp. guarn./bussola D. 20 290 Gr. supp. guarn./bussola D. 22 291	3
27	90.3612.00	OR D. 31.47x1.78 NBR SH. 70 2125 282-283-284-285-286-287-288-289-290-291	3
29	90.2601.00 90.2608.00 90.2690.00 90.2715.00 90.2650.00	Anello ten. alt. D.13x20x5 LP 282-287 Anello ten. alt. D.15x22x5 LP 283-288 Anello ten. alt. D.20x28x6.5 LP 285-290 Anello ten. alt. D.22x30x6.5 LP 286-291 Anello ten. alt. D.18x24x5 LP 284-289	3
30	59.2105.70 59.2106.70 59.2107.70 59.2108.70 59.2109.70	Anello per tenuta D. 13 287 Anello per tenuta D. 15 288 Anello per tenuta D. 18 289 Anello per tenuta D. 20 290 Anello per tenuta D. 22 291	3
31	98.2099.00	Tappo G 3/8"x13	1
32	96.7380.00	Rosetta D. 17.5x23.0x1.5	1
33	98.2179.00	Tappo G 1/2"x10	1
34	96.7514.00	Rosetta D. 21.5x27.0x1.5	1

POS	COD.	DESCRIZIONE – DESCRIPTION - KIT	NR
35	96.6990.00	Rosetta D. 7.5x23.0x0.5	3
36	59.2110.82	Guarnizione spugna D. 3x103	1
37	59.0100.22	Carter pompa	1
38	58.2104.51	Protezione	1
39	90.1565.50	Anello rad. D. 15.0x24.0x5.0/7.0 271	3
40	59.0500.66	Guida pistone	3
41	97.7399.00	Spinotto D. 14x34	3
42	59.0300.01	Biella completa	3
43	99.3099.00	Vite serraggio biella M 8x35	6
44	47.1512.22	Coperchio laterale lato spia	1
45	90.3877.00	OR D. 39.34x2.62 NBR SH. 70 3156	1
46	70.2118.01	Spia livello olio	1
47	59.0201.35 59.0202.35 59.0203.35	Albero ecc. C.13 - E3A2115 E3B2121 E3C2521 E3E2815 Albero ecc. C.12 - E3A2113 E3B2118 E3B2515 E3C2518 E3E2520 Albero ecc. C.10 - E3B2511 E3B2513 E3C2513 E3C2515 E3E2813 E3E2517	1
48	90.0756.00	Anello d'arresto ZJ45	1
49	99.3039.00	Vite M 8x16 UNI 5931	12
50	91.8375.00	Cuscinetto a rulli	2
51	90.3913.00	OR D. 67.95x2.62 NBR SH. 70 3628	2
52	97.5680.00 97.5978.00	Spessore D. 74.5x104x0.3 Spessore D. 74.5x104x0.1	1
53	98.2105.00	Asta livello olio G 3/8"x51	1
54	90.3922.00	OR D. 133.02x2.62 NBR SH. 70 3525	1
55	59.1600.22	Coperchio posteriore carter	1
56	98.2042.50	Tappo G 1/4"x9 TE17 – Zinc.	1
57	90.3585.00	OR D. 10.82x1.78 NBR SH. 70 2043	1
58	47.1510.22	Coperchio laterale lato PTO	1
59	90.1648.00	Anello rad. D. 30.0x55.0x7.0	1
60	91.4892.00	Linguetta 8x7x35	1
61	99.3037.00	Vite M 8x16 UNI 5739	4
62	96.7016.00	Rosetta D. 8.4 UNI 1751	4
63	50.2000.74	Piedino pompa	2

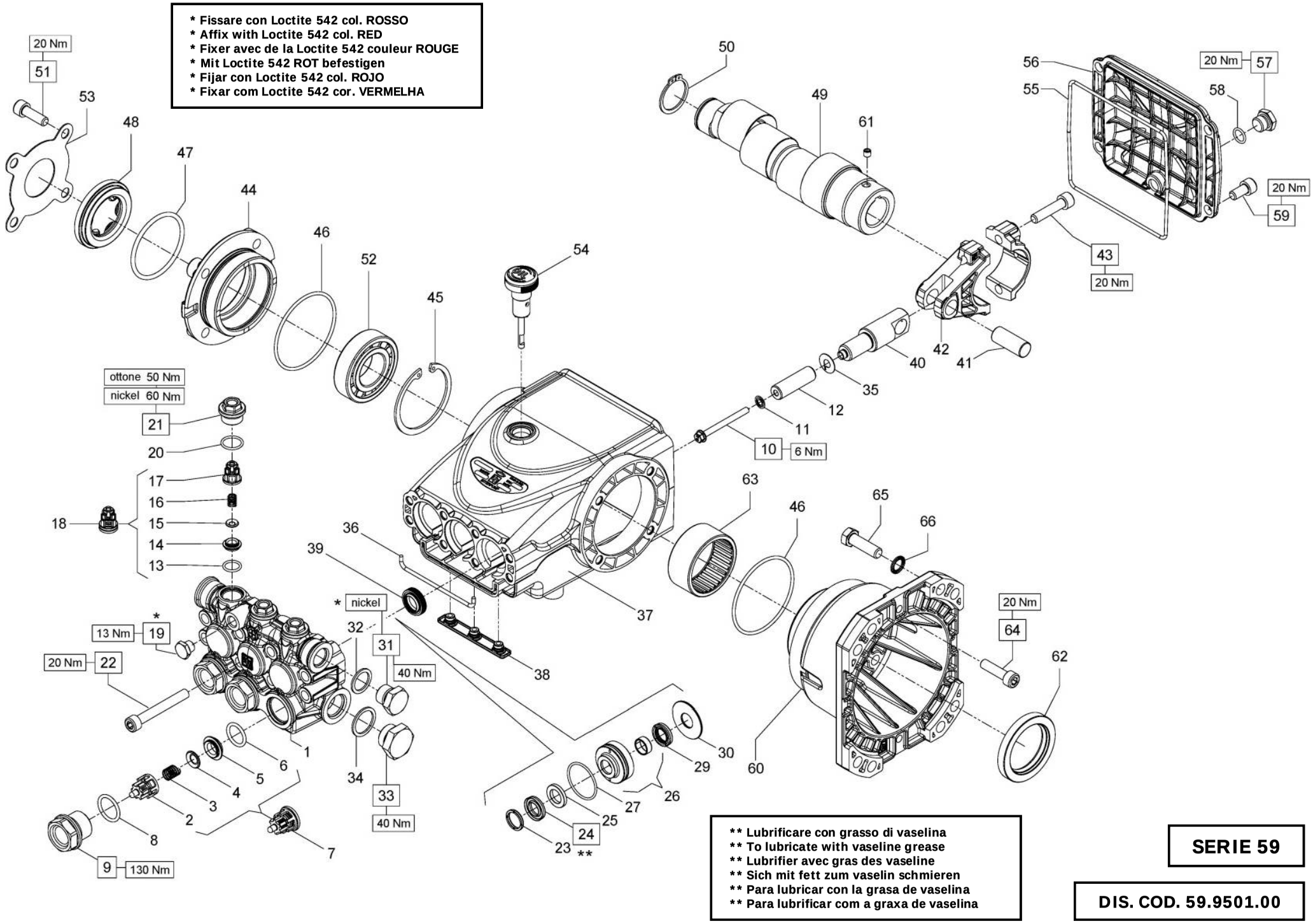

** Lubrificare con grasso di vaselina
** To lubricate with vaseline grease
** Lubrifier avec gras des vaseline
** Sich mit fett zum vaselin schmieren
** Para lubricar con la grasa de vaselina
** Para lubrificar com a graxa de vaselina

SERIE 59

DIS. COD. 59.9501.00

E3E2813 - E3E2815 - E3E2517 - E3E2520

KIT RICAMBI - SPARE KITS

KIT Nr.	KIT 269	KIT 292	KIT 271	PISTON D. 13 KIT 282	PISTON D. 13 KIT 287	PISTON D. 15 KIT 283	PISTON D. 15 KIT 288
Posizioni incluse Positions included	2 - 3 - 4 - 5 6 - 13 - 14 15 - 16 -17 (7) - (18)	8 - 9 20 - 21	39	23 - 24 25 - 27 29	23 - 24 25 - 26 27 - 29 30	23 - 24 25 - 27 29	23 - 24 25 - 26 27 - 29 30
Nr. Pcs.	3 + 3	3 + 3	3	3	1	3	1

PISTON D. 13	PISTON D. 15
E3E2813 - E3E2815	E3E2517 - E3E2520

POS	COD.	DESCRIZIONE – DESCRIPTION - KIT	NR
1	59.1210.41 59.1211.41	Testata pompa D. 13 - NICKEL Testata pompa D. 15 - NICKEL	1
2	36.2025.51	Guida valvola d'aspirazione 269	3
3	94.7376.00	Molla Dm. 9.4x14.8 269	3
4	36.2001.76	Valvola sferica 269	3
5	36.2003.66	Sede valvola d'aspirazione 269	3
6	90.3841.00	OR D. 17.13x2.62 NBR SH. 70 3068 269	3
7	36.7115.01	Gr. valvola d'aspirazione 269	3
8	90.3847.00	OR D.20.24x2.62 NBR SH. 70 3081 292	3
9	98.2225.00	Tappo M24x1.5x16.7 292	3
10	99.1690.00	Vite M 5x55	3
11	96.6905.00	Rosetta D. 5.0x11.5.0x0.4	3
12	58.0400.09 58.0401.09	Pistone D. 13x42 Pistone D. 15x42	3
13	90.3674.00	OR D.12.00x2.00 NBR 70 SH 269	3
14	36.2113.66	Sede valvola di mandata 269	3
15	36.2112.76	Valvola sferica 269	3
16	94.7333.00	Molla Dm. 6.2x10.4 269	3
17	36.2111.51	Guida valvola di mandata 269	3
18	36.7193.01	Gr. valvola di mandata 269	3
19	98.1967.00	Tappo G 1/8"x8 - NICKEL	1
20	90.3593.00	OR D.15.60x1.78 NBR SH. 70 2062 292	3
21	98.2137.50	Tappo M18x1.5x10 D.23-D.12 – NK 292	3
22	99.3175.00	Vite M 8x60 UNI 5931	8
23	63.1010.51 44.1002.51	Anello di testa D. 15 283-288 Anello di testa D. 13 282-287	3
24	90.2611.00 90.2602.00	An. ten.alt. D.15x24x5.4/3.4 HP 283-288 An. ten.alt. D.13x21x4 HP 282-287	3
25	90.5076.50 90.5089.90	Anello antiest. D. 13x21x4 282-287 Anello antiest. D. 15x24x2 283-288	3
26	59.6058.01 59.6059.01	Gr. supp. guarn/./bussola D. 13 287 Gr. supp. guarn/./bussola D. 15 288	3
27	90.3612.00	OR D. 31.47x1.78 NBR SH. 70 2125 282-283-284-285-286-287-288-289-290-291	3
29	90.2608.00 90.2601.00	Anello ten. alt. D. 15x22x5 LP 283-288 Anello ten. alt. D. 13x20x5 LP 282-287	3
30	59.2105.70 59.2106.70	Anello per tenuta D. 13 287 Anello per tenuta D. 15 288	3
31	98.2099.00	Tappo G 3/8"x13 - NICKEL	1
32	96.7380.00	Rosetta D. 17.5x23.0x1.5	1
33	98.2179.00	Tappo G 1/2"x10 - NICKEL	1
34	96.7514.00	Rosetta D. 21.5x27.0x1.5	1
35	96.6990.00	Rosetta D. 7.5x23.0x0.5	3
36	59.2110.82	Guarnizione spugna D. 3x103	1
37	59.0100.22	Carter pompa	1
38	58.2104.51	Protezione	1
39	90.1565.50	Anello rad. D. 15.0x24.0x5.0/7.0 271	3
40	59.0500.66	Guida pistone	3
41	97.7399.00	Spinotto D. 14x34	3
42	59.0300.01	Biella completa	3
43	99.3099.00	Vite serraggio biella	6
44	47.1500.22	Coperchio laterale lato spia	1
45	90.0850.00	Anello d'arresto J62	1
46	90.3913.00	OR D. 67.95x2.62 NBR SH. 70 3628	2
47	90.4097.00	OR D. 55.56x3.53 NBR SH. 70 159	1
48	44.2118.01	Distanziale con indicatore	1
49	59.0204.65 59.0205.65 59.0206.65	Albero ecc. C. 13 - E3E2815 Albero ecc. C. 12 - E3E2520 Albero ecc. C. 10 - E3E2517 E3E2813	1
50	90.066700	Anello d'arresto A30	1
51	99.3069.00	Vite M 8x25 UNI 5931	4
52	91.8376.00	Cuscinetto a rulli	1
53	66.1502.74	Coperchio anteriore carter	1
54	98.2105.00	Asta livello olio G 3/8"x51 D.7	1
55	90.3922.00	OR D. 133.02x2362 NBR SH. 70 3525	1
56	59.1600.22	Coperchio posteriore carter	1
57	98.2042.50	Tappo G 1/4"x9 TE17 – Zinc.	1
58	90.3585.00	OR D. 10.82x1.78 NBR SH. 70 2043	1
59	99.3039.00	Vite M 8x16 UNI 5931	4
60	10.0801.22	Flangia motore a scoppio C1"	1
61	99.1790.00	Vite M 6x6 UNI 5929	1
62	90.1690.00	Anello rad. D. 45.0x62.0x8.0	1
63	91.8585.00	Boccola a rullini	1
64	99.3084.00	Vite M 8x30 UNI 5931	4
65	99.3346.00	Vite 3/8"-16x1-1/4"	4
66	96.7104.00	Rosetta D. 10.5x16.0x1.0	4

VH VERSION

VERSIONE CON VALVOLA DI REGOLAZIONE AUT. – VERSION WITH BUILT-IN AUT. UNLOADER
VERSION AVEC RÉGULATEUR AUT. DE PRESSION INCORPORÉ
AUSFÜHRUNG MIT EINGEBAUTEM AUT. DRUCKREGULIERVENTIL
VERSIÓN CON REGULADOR AUT. DE PRESIÓN INCORPORADO - VERSÃO COM VÁLVULA DO REGULAMENTO AUT.

SERIE 59

OPTIONALS

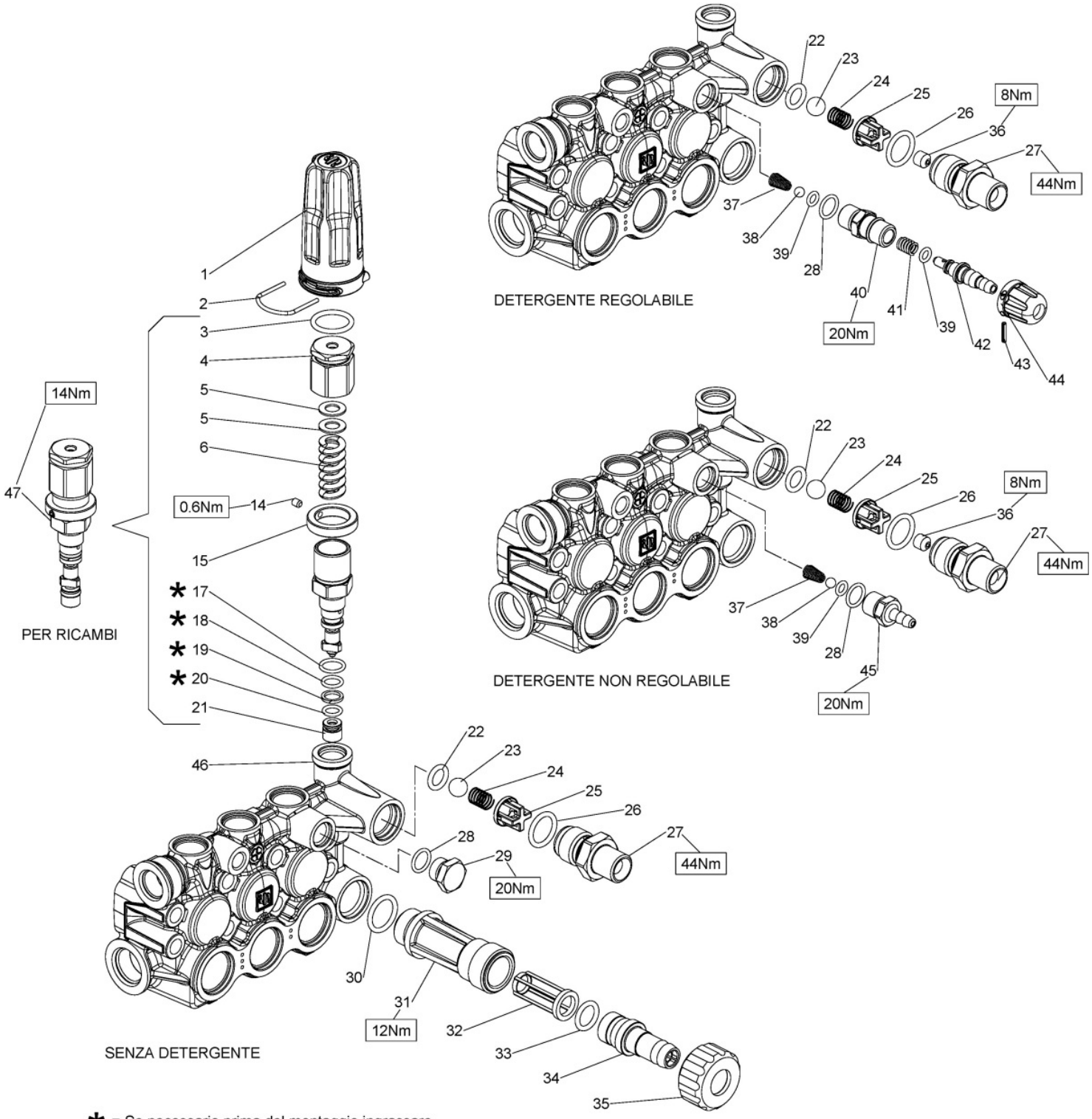

DIS. COD. 36.9548.00

VH VERSION

VERSIONE CON VALVOLA DI REGOLAZIONE AUT. - VERSION WITH BUILT-IN AUT. UNLOADER
VERSION AVEC RÉGULATEUR AUT. DE PRESSION INCORPORÉ
AUSFÜHRUNG MIT EINGEBAUTEM AUT. DRUCKREGULIERVENTIL
VERSIÓN CON REGULADOR AUT. DE PRESIÓN INCORPORADO - VERSÃO COM VÁLVULA DO REGULAMENTO AUT.

POS	COD.	DESCRIZIONE – DESCRIPTION - KIT		NR
1	36.3506.51	Pomolo di regolazione		1
2	10.0846.66	Forcella per pomolo di regolazione		1
3	90.3845.00	OR D. 18.72x2.62 NBR SH. 70 3075		1
4	36.3481.70	Registro di pressione		1
5	36.3486.51	Rondella di scorrimento		2
6	94.7395.00	Molla Dm. 11.3x34.5		1
14	99.1267.00	Vite M4x5 UNI 5929		1
15	36.3477.70	Ghiera di pressione massima		1
17	90.3587.00	OR D. 11.11x1.78 NBR SH. 70 114		1
18	90.3581.00	OR D. 8.73x1.78 NBR SH. 70 108		1
19	90.5038.00	Anello antiest. D. 9.0x12.0x1.5		1
20	90.3578.00	OR D. 7.66x1.78 NBR SH. 70 2031		1
21	36.3483.66	Sede		1
22	90.3823.00	OR D. 9.92x2.62 NBR SH. 70 112	278	1
23	97.4838.00	Sfera D. 13/32”	278	1
24	94.7355.00	Molla Dm. 8.5x12.0	278	1
25	36.3104.51	Guida valvola	278	1
26	90.3839.00	OR D. 15.88x2.62 NBR SH. 70 121	278	1
27	36.3490.70 36.3489.70 36.3488.70 36.3487.70 36.3479.70	Nipplo 3/8” NPT - F - D. 3 Nipplo G 3/8” - F - D. 3 Nipplo M22x1.5 - D. 3 Nipplo 3/8” NPT - M - D. 3 Nipplo G 3/8” - M - D. 3		1
28	90.3585.00	OR D. 10.82x1.78 NBR SH. 70 2043	279-280	1
29	98.2041.00	Tappo G 1/4”x9		1
36	10.0795.66 10.0798.66	Ugello per iniettore D. 2.0 Ugello per iniettore D. 2.2		1
37	94.8217.00	Molla conica D. 4.3/7.3x11.0	279-280	1
38	97.4782.00	Sfera D. 7/32”	279-280	1
39	90.3573.00	OR D. 5.28x1.78 NBR SH. 70 2021	279-280	1÷2
40	36.3482.70	Sede valvola detergente	279	1
41	94.7334.00	Molla Dm. 6.4x12.5	279	1
42	36.3342.70	Otturatore con porta-gomma	279	1

POS	COD.	DESCRIZIONE – DESCRIPTION - KIT		NR
43	97.6615.00	Spina elastica D. 2x12 UNI 6873	279	1
44	36.3484.51	Pomolo detergente rosso	279	1
45	36.3492.70	Portagomma	280	1
46	59.1206.41 59.1207.41 59.1208.41 59.1209.41	Testata pompa con valv. integr. D.15 Testata pompa con valv. integr. D.18 Testata pompa con valv. integr. D.20 Testata pompa con valv. integr. D.22		1
47	36.6054.01	Frutto valvola con sede	278	1
OPTIONALS				
30	90.3841.00	OR D. 17.13x2.62 NBR SH. 70 3068		1
31	36.3182.51	Nipplo aspirazione G 3/4”		1
32	92.8925.00	Filtro D. 12x35		1
33	90.3828.00	OR D. 12.37x2.62 NBR SH. 70 3050		1
34	36.2569.51	Portag-omma aspirazione		1
35	92.9828.00	Ghiera G 3/4” - D. 15		1

KIT RICAMBI - SPARE KITS

KIT NR.	KIT 278	KIT 279	KIT 280
Posizioni incluse Positions included	22 - 23 24 - 25 26 - 47	28 - 37 38 - 39 40 - 41 42 - 43 44	28 - 37 38 - 39 45
Nr. Pcs.	1	1÷2	1

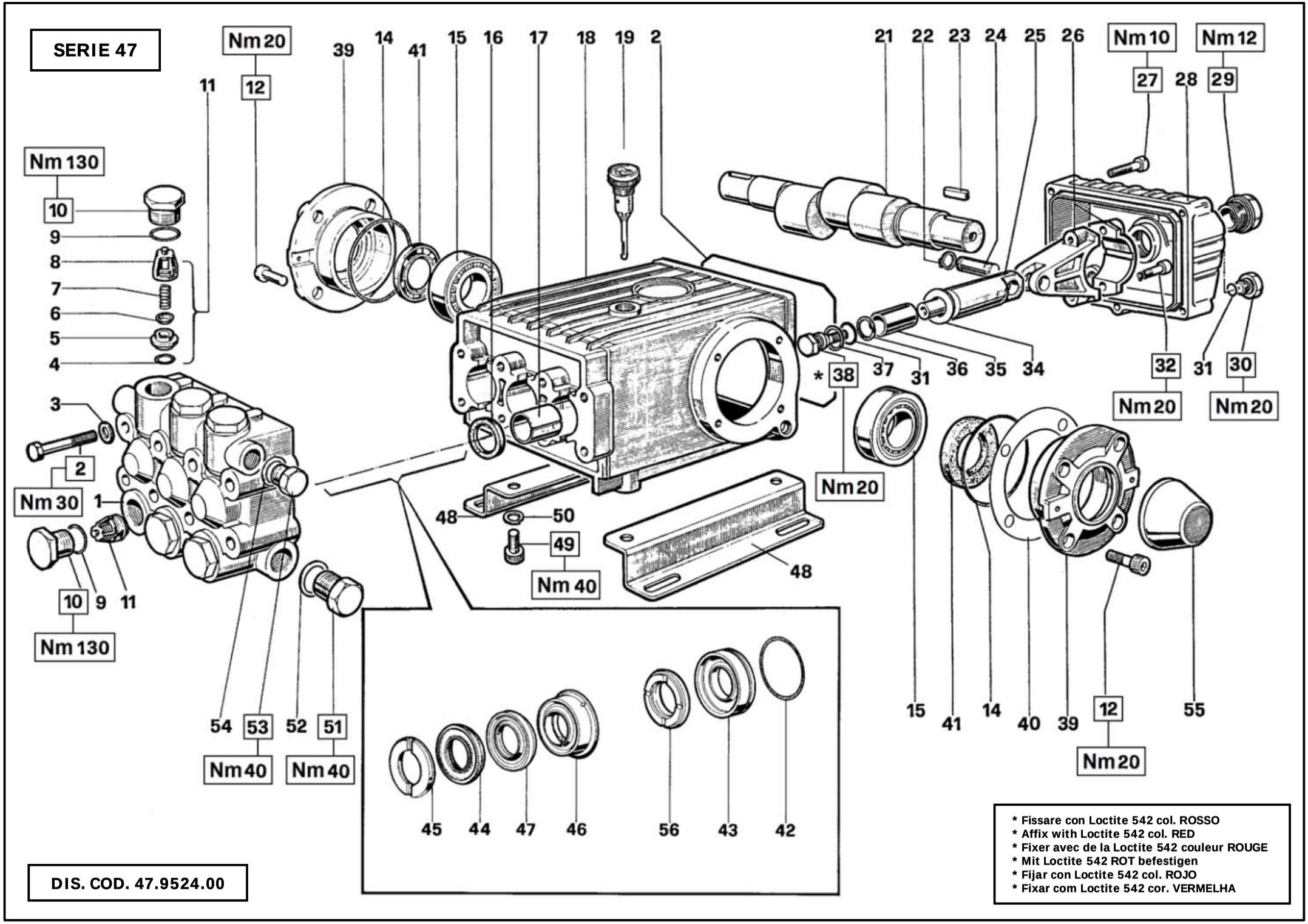
SERIE 47
Nm 20
12
39
14
41
15
16
17
18
19
2
21
22
23
24
25
26
Nm 10
27
28
Nm 12
29
11
Nm 130
10
9
8
7
6
5
4
3
2
Nm 30
1
10
9
11
Nm 130
* 38
37
31
36
35
34
32
31
30
Nm 20
Nm 20
Nm 20
48
50
49
Nm 40
48
15
41
14
40
39
12
55
Nm 20
54
53
52
51
Nm 40
Nm 40
45
44
47
46
56
43
42
* Fissare con Loctite 542 col. ROSSO
* Affix with Loctite 542 col. RED
* Fixer avec de la Loctite 542 couleur ROUGE
* Mit Loctite 542 ROT befestigen
* Fijar con Loctite 542 col. ROJO
* Fixar com Loctite 542 cor. VERMELHA
DIS. COD. 47.9524.00

W92 - W101 - W131
W132 - W151 - W162
W201

KIT RICAMBI – SPARE KITS

					OTTONE BRASS	NICKEL	PISTONE- PISTON D. 20					PISTONE- PISTON D. 22				
KIT Nr.	**KIT 1**	**KIT 2**	**KIT 3**	**KIT 6**	**KIT 4**	**KIT 5**	**KIT 7**	**KIT 10**	**KIT 28**	**KIT 69**	**KIT 71**	**KIT 11**	**KIT 14**	**KIT 29**	**KIT 148**	**KIT 149**
Posizioni incluse Positions included	**4-5 6-7 8 (11)**	**16**	**41**	**31-34 36-37 38**	**9-10**	**9-10**	**45**	**42-43**	**42-43 44-45 46-47 56**	**44-47 56**	**46-47**	**45**	**42-43**	**42-43 44-45 46-47 56**	**44-47 56**	**46-47**
Nr. Pcs.	**6**	**3**	**2**	**3**	**6**	**6**	**6**	**3**	**1**	**3**	**3**	**6**	**3**	**1**	**3**	**3**

	PISTONE – PISTON D. 20	PISTONE – PISTOND. 22
OTTONE BRASS	W101 - W131 - W151	W92 - W132
NICKEL	W201	W162

POS	COD.	DESCRIZIONE – DESCRIPTION - KIT	NR
1	47.1201.41 47.1202.41	Testata D. 20-22 Testata D. 20-22 – NICKEL	1
2	99.3206.00	Vite M8x70 UNI 5737	8
3	96.7020.00	Rosetta D. 8 UNI 1736	8
4	90.3841.00	OR D. 17.13x2.62 NBR SH. 70 3068 1	6
5	36.2003.66	Sede valvola 1	6
6	36.2001.76	Valvola 1	6
7	94.7376.00	Molla Dm. 9.4x14.8 1	6
8	36.2002.51	Guida valvola 1	6
9	90.3847.00	OR D. 20.24x2.62 NBR SH. 70 3081 4-5	6
10	98.2220.00 98.2222.00	Tappo M24x2x16.5 4 Tappo M24x2x16.5 – NICKEL 5	6
11	36.7032.01	Gr. Valvola aspiraz./mandata 1	6
12	99.3039.00	Vite M8x16 UNI 5931	8
14	90.3913.00	OR D. 67.95x2.62 NBR SH. 70 3325	2
15	91.8375.00	Cuscinetto a rulli	2
16	90.1625.00	Anello rad. D. 22.0x32.0x2.5 2	3
17	90.9126.00	Boccola D. 22x25x30	3
18	47.0100.22	Carter pompa	1

POS	COD.	DESCRIZIONE – DESCRIPTION - KIT	NR
19	98.2106.00	Tappo carico olio G 3/8”	1
20	90.3922.00	OR D. 133.02x2.62 NBR SH. 70 3525	1
21	47.0200.35 47.0201.35 47.0211.35	Albero ecc. C.16 - W92 W101 Albero ecc. C.16 - W132 W151 W162 W201 Albero ecc. C.16 - W131	1
22	90.0557.00	Anello d’arresto A12	6
23	91.4878.00	Linguetta 8x7x25 UNI 6604	1
24	97.7380.00	Spinotto D. 13x35	3
25	47.0503.56 47.0504.66 47.0505.54	Guida pistone - W162 W201 Guida pistone - W92 W101 Guida pistone - W132 W131 W151	3
26	47.0300.01	Biella completa	3
27	99.1837.00 99.1912.00	Vite M6x14 UNI 5931 - W92 W101 Vite M6x30 UNI 5931 - W132 W131 W151 W162 W201	5
28	47.1600.22 47.1601.22	Cop. carter - W92 W101 Cop. carter - W132 W131 W151 W162 W201	1
29	97.5968.00	Spia livello olio G 3/4”	1
30	98.2042.50	Tappo G 1/4”x9 TE17 – Zinc.	1
31	90.3585.00	OR D. 10.82x1.78 NBR SH. 70 2043 6	4
32	99.3099.00	Vite M8x35 UNI 5931	6
34	96.7286.00	Rosetta D. 14.0x28.0x0.5 6	3
35	47.0404.09 47.0405.09	Pistone D. 20 Pistone D. 22	3
36	90.5067.00	Anello antiest. D. 11.0x14.0x1.5 6	3
37	96.7280.00	Rosetta D. 14.0x18.5x0.5 6	3
38	47.2195.66	Vite fissaggio pistone 6	3

POS	COD.	DESCRIZIONE – DESCRIPTION - KIT	NR
39	47.1510.22	Coperchio cuscinetto	2
40	97.5678.00	Spessore	2
41	90.1648.00	Anello rad. D. 30.0x55.0x7.0 3	2
42	90.3616.00	OR D. 34.65x1.78 NBR SH. 70 2137 10-14-28-29	3
43	47.0805.70 47.0806.70	Anello di fondo D. 20 10-28 Anello di fondo D. 22 14-29	3
44	90.2705.00 90.2725.00	Anello tenuta D. 20 HP 28-69 Anello tenuta D. 22 HP 29-148	3
45	47.1000.51 46.1000.51	Anello di testa D. 20 7-28 Anello di testa D. 22 11-29	3
46	47.2169.70 47.2170.70	Anello intermedio D. 20 28-71 Anello intermedio D. 22 29-149	3
47	90.2704.00 90.2730.00	Anello RESTOP D. 20 28-69-71 Anello RESTOP D. 22 29-148-149	3
48	47.2000.74	Piedino pompa	2
49	99.3644.00	Vite M10x18 UNI 5931	4
50	96.7106.00	Rosetta D. 10 DIN 7980	4
51	98.2176.00	Tappo G 1/2”x10	1
52	96.7514.00	Rosetta D. 21.5x27.0x1.5	1
53	98.2100.00	Tappo G 3/8”x13	1
54	96.7380.00	Rosetta D. 17.5x23.0x1.5	1
55	47.2124.51	Cappellotto PTO	1
56	90.2710.00 90.2728.00	Anello tenuta D. 20 LP 28-69 Anello tenuta D. 22 LP 29-148	3

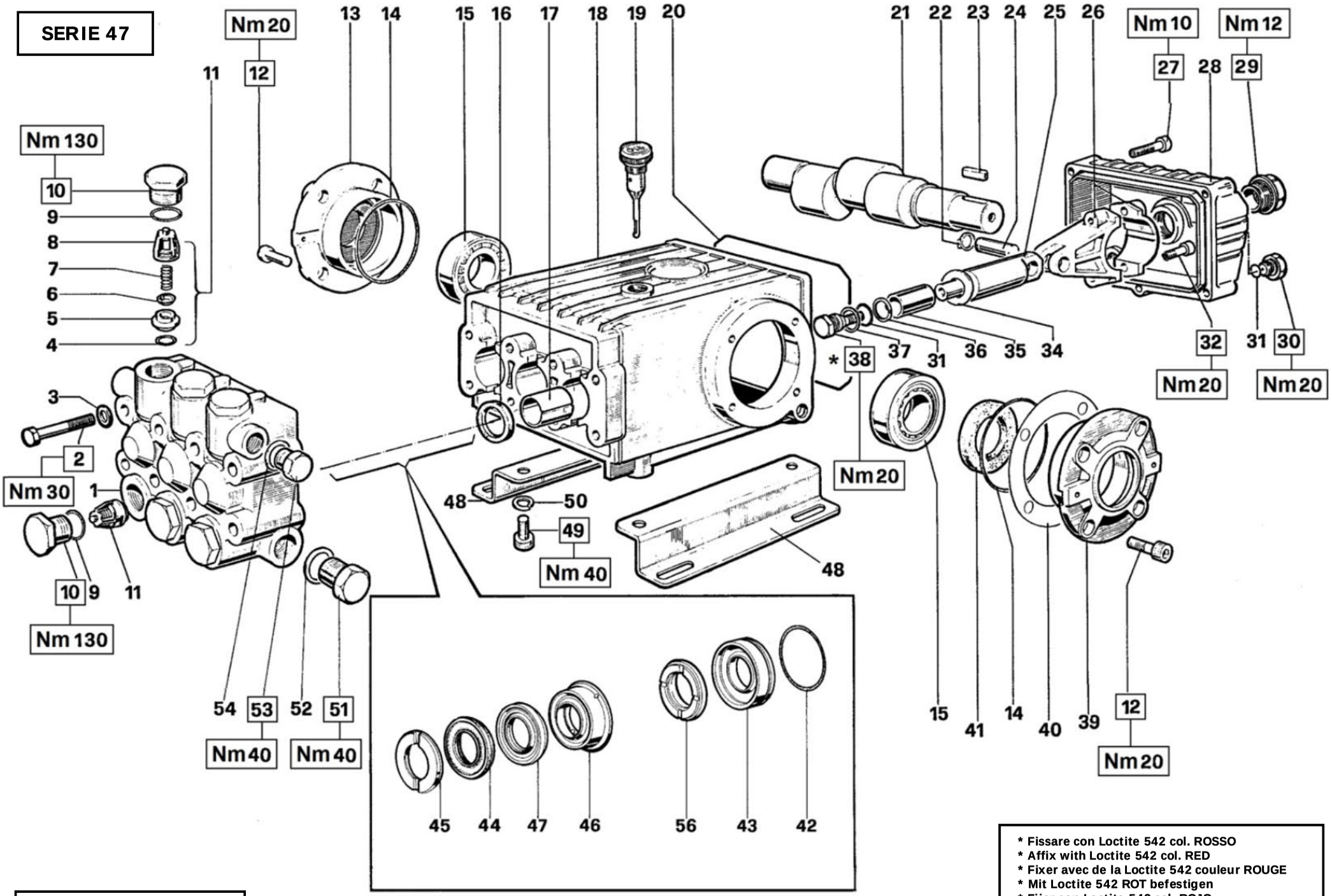

* Fissare con Loctite 542 col. ROSSO
* Affix with Loctite 542 col. RED
* Fixer avec de la Loctite 542 couleur ROUGE
* Mit Loctite 542 ROT befestigen
* Fijar con Loctite 542 col. ROJO
* Fixar com Loctite 542 cor. VERMELHA

DIS. COD. 47.9526.00

WS82 - WS101 - WS133 - W912
W913 - WS102 - WS131 - WS151
WS171 - WS201 - W916 - WS152
WS202 - W921 - W914 - W922

OTTONE BRASS	WS82 - WS101 - WS133 W912 - W913 - WS102 WS131 - WS151 - WS171 W914
NICKEL	WS201 - W916 - WS152 WS202 - W921 - W922

KIT RICAMBI – SPARE KITS

					OTTONE BRASS	NICKEL					
KIT Nr.	**KIT 1**	**KIT 2**	**KIT 3**	**KIT 6**	**KIT 4**	**KIT 5**	**KIT 7**	**KIT 10**	**KIT 28**	**KIT 69**	**KIT 71**
Posizioni incluse Positions included	**4 - 5 6 - 7 8 (11)**	**16**	**41**	**31 - 34 36 - 37 38**	**9 - 10**	**9 - 10**	**45**	**42 – 43**	**42 - 43 44 - 45 46 - 47 56**	**44 - 47 56**	**46 - 47**
Nr. Pcs.	**6**	**3**	**2**	**3**	**6**	**6**	**6**	**3**	**1**	**3**	**3**

POS	COD.	DESCRIZIONE – DESCRIPTION - KIT	NR
1	47.1201.41 47.1202.41	Testata D. 20 Testata D. 20 – NICKEL	1
2	99.3206.00	Vite M8x70 UNI 5737	8
3	96.7020.00	Rosetta D. 8 UNI 1736	8
4	90.3841.00	OR D. 17.13x2.62 NBR SH. 70 3068 1	6
5	36.2003.66	Sede valvola 1	6
6	36.2001.76	Valvola 1	6
7	94.7376.00	Molla Dm. 9.4x14.8 1	6
8	36.2002.51	Guida valvola 1	6
9	90.3847.00	OR D. 20.24x2.62 NBR SH. 70 3081 4-5	6
10	98.2220.00 98.2222.00	Tappo M24x2x16.5 4 Tappo M24x2x16.5 - NICKEL 5	6
11	36.7032.01	Gr. Valvola aspiraz./mandata 1	6
12	99.3039.00	Vite M8x16 UNI 5931	8
13	47.1511.22	Coperchio cuscinetto	1
14	90.3913.00	OR D. 67.95x2.62 NBR SH. 70 3325	2
15	91.8375.00 91.8377.00	Cuscinetto a rulli Cuscinetto a rulli - WS152 WS202 W921	2
16	90.1625.00	Anello rad. D. 22.0x32.0x2.5 2	3
17	90.9126.00	Boccola D. 22x25x30	3
18	47.0100.22 47.0102.22	Carter pompa Carter pompa - WS152 WS202 W921	1
19	98.2106.00	Tappo carico olio G 3/8”	1
20	90.3922.00	OR D. 133.02x2.62 NBR SH. 70 3525	1

POS	COD.	DESCRIZIONE – DESCRIPTION - KIT	NR
21	47.0204.35 47.0206.35 47.0210.35 47.0215.35 47.0217.35 47.0218.35 47.0219.35 47.0230.35	Albero ecc. C.16 - WS102 Albero ecc. C.12 - WS151 WS201 W916 Albero ecc. C.12 - WS131 Albero ecc. C.10 - WS171 Albero ecc. C.16 - WS82 WS152 WS202 Albero ecc. C.12 - WS101 W912 Albero ecc. C.10 - WS133 W913 W921 Albero ecc. C.13 - W914 W922	1
22	90.0557.00	Anello d’arresto A12	6
23	91.4890.00	Linguetta 8x7x35 UNI 6604	1
24	97.7380.00	Spinotto D. 13x35	3
25	47.0503.56 47.0504.66 47.0505.54	Guida pistone - WS201 W916 WS152 W922 WS202 W921 Guida pistone - WS82 WS101 WS133 W912 W913 Guida pistone - WS102 WS131 WS151 WS171 W914	3
26	47.0300.01	Biella completa	3
27	99.1837.00 99.1912.00	Vite M6x14 UNI 5931 - WS82 WS101 WS133 W912W913 Vite M6x30 UNI 5931 - WS102 WS131 WS151 WS171 WS201 W916 WS152 WS202 W921 W914 W922	5
28	47.1600.22 47.1601.22	Coperchio carter - WS82 WS101 WS133 W912 W913 Coperchio carter - WS102 WS131 WS151 WS171 WS201 W916 WS152 WS202 W921 W914 W922	1
29	97.5968.00	Spia livello olio G 3/4”	1
30	98.2042.50	Tappo G 1/4”x9 TE – Zinc.	1
31	90.3585.00	OR D. 10.82x1.78 NBR SH. 70 2043 6	4
32	99.3099.00	Vite M8x35 UNI 5931	6

POS	COD.	DESCRIZIONE – DESCRIPTION - KIT	NR
34	96.7286.00	Rosetta D. 14.0x28.0x0.5	3
35	47.0404.09	Pistone D. 20	3
36	90.5067.00	Anello antiest. D. 11.0x14.0x1.5 6	3
37	96.7280.00	Rosetta D. 14.0x18.5x0.5 6	3
38	47.2195.66	Vite fissaggio pistone 6	3
39	47.1510.22	Coperchio cuscinetto	1
40	97.5678.00	Spessore	2
41	90.1648.00	Anello rad. D. 30.0x55.0x7.0 3	1
42	90.3616.00	OR D. 34.65x1.78 NBR SH. 70 2137 10-28	3
43	47.0805.70	Anello di fondo D. 20 10-28	3
44	90.2705.00	Anello tenuta D. 20 HP 28-69	3
45	47.1000.51	Anello di testa D. 20 7-28	3
46	47.2169.70	Anello intermedio D. 20 28-71	3
47	90.2704.00	Anello RESTOP D. 20 28-69-71	3
48	47.2000.74	Piedino pompa	2
49	99.3644.00	Vite M10x18 UNI 5931	4
50	96.7106.00	Rosetta D. 10 DIN 7980	4
51	98.2176.00	Tappo G 1/2”x10	1
52	96.7514.00	Rosetta D. 21.5x27.0x1.5	1
53	98.2100.00	Tappo G 3/8”x13	1
54	96.7380.00	Rosetta D. 17.5x23.0x1.5	1
56	90.2710.00	Anello tenuta D. 20 LP 28-69	3

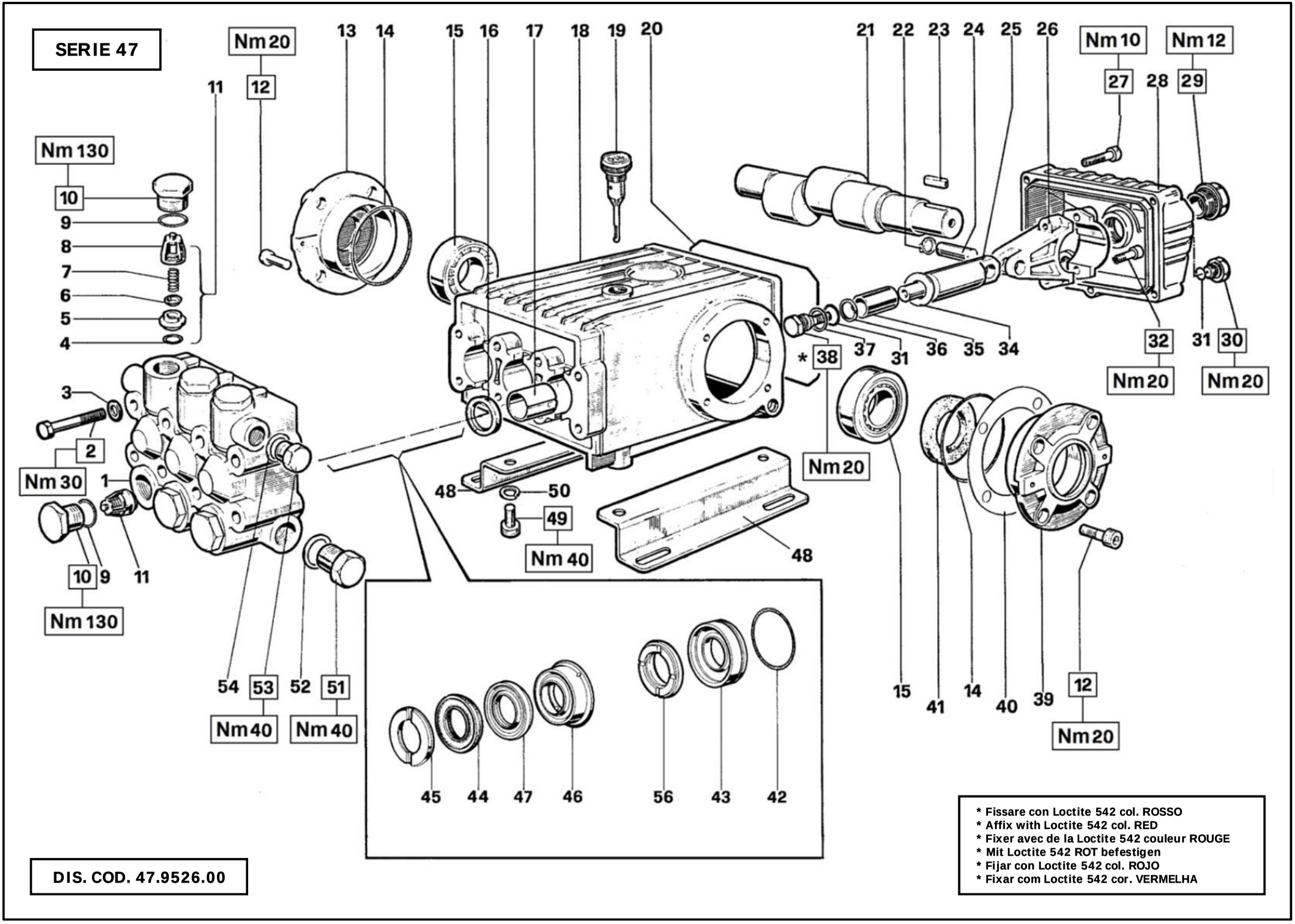
SERIE 47
Nm 20
12
13
14
15
16
17
18
19
20
21
22
23
24
25
26
Nm 10
27
28
Nm 12
29
11
Nm 130
10
9
8
7
6
5
4
3
2
Nm 30
1
10
9
11
Nm 130
54
53
Nm 40
52
51
Nm 40
48
50
49
Nm 40
48
* 38
37
31
36
35
34
Nm 20
32
Nm 20
31
30
Nm 20
15
41
14
40
39
12
Nm 20
45
44
47
46
56
43
42
* Fissare con Loctite 542 col. ROSSO
* Affix with Loctite 542 col. RED
* Fixer avec de la Loctite 542 couleur ROUGE
* Mit Loctite 542 ROT befestigen
* Fijar con Loctite 542 col. ROJO
* Fixar com Loctite 542 cor. VERMELHA
DIS. COD. 47.9526.00

WS92 - WS132 - WS162

OTTONE BRASS	WS92 - WS132
NICKEL	WS162

KIT RICAMBI – SPARE KITS

	OTTONE BRASS					NICKEL					
KIT Nr.	**KIT 1**	**KIT 2**	**KIT 3**	**KIT 6**	**KIT 4**	**KIT 5**	**KIT 11**	**KIT 14**	**KIT 29**	**KIT 148**	**KIT 149**
Posizioni incluse Positions included	**4 - 5 6 - 7 8 (11)**	**16**	**41**	**31 - 34 36 - 37 38**	**9 - 10**	**9 - 10**	**45**	**42 - 43**	**42 - 43 44 - 45 46 - 47 56**	**44 - 47 56**	**46 - 47**
Nr. Pcs.	**6**	**3**	**2**	**3**	**6**	**6**	**6**	**3**	**1**	**3**	**3**

POS	COD.	DESCRIZIONE – DESCRIPTION - KIT	NR
1	47.1201.41 47.1202.41	Testata D. 22 Testata D. 22 – NICKEL	1
2	99.3206.00	Vite M8x70 UNI 5737	8
3	96.7020.00	Rosetta D. 8 UNI 1736	8
4	90.3841.00	OR Ø 17.13x2.62 (3068) 1	6
5	36.2003.66	Sede valvola 1	6
6	36.2001.76	Valvola 1	6
7	94.7376.00	Molla Dm. 9.4x14.8 1	6
8	36.2002.51	Guida valvola 1	6
9	90.3847.00	OR D. 20.24x2.62 NBR SH. 70 3081 4-5	6
10	98.2220.00 98.2222.00	Tappo M24x2x16.5 4 Tappo M24x2x16.5 - NICKEL 5	6
11	36.7032.01	Gr. Valvola aspiraz./mandata 1	6
12	99.3039.00	Vite M8x16 UNI 5931	8
13	47.1511.22	Coperchio cuscinetto	1
14	90.3913.00	OR D. 67.95x2.62 NBR SH. 70 3325	2
15	91.8375.00	Cuscinetto a rulli	2
16	90.1625.00	Anello rad. D. 22.0x32.0x2.5 2	3
17	90.9126.00	Boccola D. 22x25x30	3
18	47.0100.22	Carter pompa	1
19	98.2106.00	Tappo carico olio G 3/8”	1
20	90.3922.00	OR D. 133.02x2.62 NBR SH. 70 3525	1

POS	COD.	DESCRIZIONE – DESCRIPTION - KIT	NR
21	47.0206.35 47.0218.35	Albero ecc. C.12 - WS132 WS162 Albero ecc. C.12 - WS92	1
22	90.0557.00	Anello d’arresto A12	6
23	91.4890.00	Linguetta 8x7x35 UNI 6604	1
24	97.7380.00	Spinotto D. 13x35	3
25	47.0503.56 47.0504.66 47.0505.54	Guida pistone - WS162 Guida pistone - WS92 Guida pistone - WS132	3
26	47.0300.01	Biella completa	3
27	99.1837.00 99.1912.00	Vite M6x14 UNI 5931 - WS92 Vite M6x30 UNI 5931 - WS132 WS162	5
28	47.1600.22 47.1601.22	Coperchio carter - WS92 Coperchio carter - WS132 WS162	1
29	97.5968.00	Spia livello olio G 3/4”	1
30	98.2042.50	Tappo G 1/4”x9 TE17 – Zinc.	1
31	90.3585.00	OR D. 10.82x1.78 NBR SH. 70 2043 6	4
32	99.3099.00	Vite M8x35 UNI 5931	6
34	96.7286.00	Rosetta D. 14.0x28.0x0.5 6	3
35	47.0405.09	Pistone D. 22	3
36	90.5067.00	Anello antiest. D. 11.0x14.0x1.5 6	3
37	96.7280.00	Rosetta D. 14.0x18.5x0.5 6	3
38	47.2195.66	Vite fissaggio pistone 6	3
39	47.1510.22	Coperchio cuscinetto	1
40	97.5678.00	Spessore	2
41	90.1648.00	Anello rad. D. 30.0x55.0x7.0 3	1

POS	COD.	DESCRIZIONE – DESCRIPTION - KIT	NR
42	90.3616.00	OR D. 34.65x1.78 NBR SH. 70 2137 14-29	3
43	47.0806.70	Anello di fondo D. 22 14-29	3
44	90.2725.00	Anello tenuta D. 22 HP 29-148	3
45	46.1000.51	Anello di testa D. 22 11-29	3
46	47.2170.70	Anello intermedio D. 22 29-149	3
47	90.2730.00	Anello RESTOP D. 2 29-148-149	3
48	47.2000.74	Piedino pompa	2
49	99.3644.00	Vite M10x18 UNI 5931	4
50	96.7106.00	Rosetta D. 10 DIN 7980	4
51	98.2176.00	Tappo G 1/2”x10	1
52	96.7514.00	Rosetta D. 21.5x27.0x1.5	1
53	98.2100.00	Tappo G 3/8”x13	1
54	96.7380.00	Rosetta D. 17.5x23.0x1.5	1
56	90.2728.00	Anello tenuta D. 22 LP 29-148	3

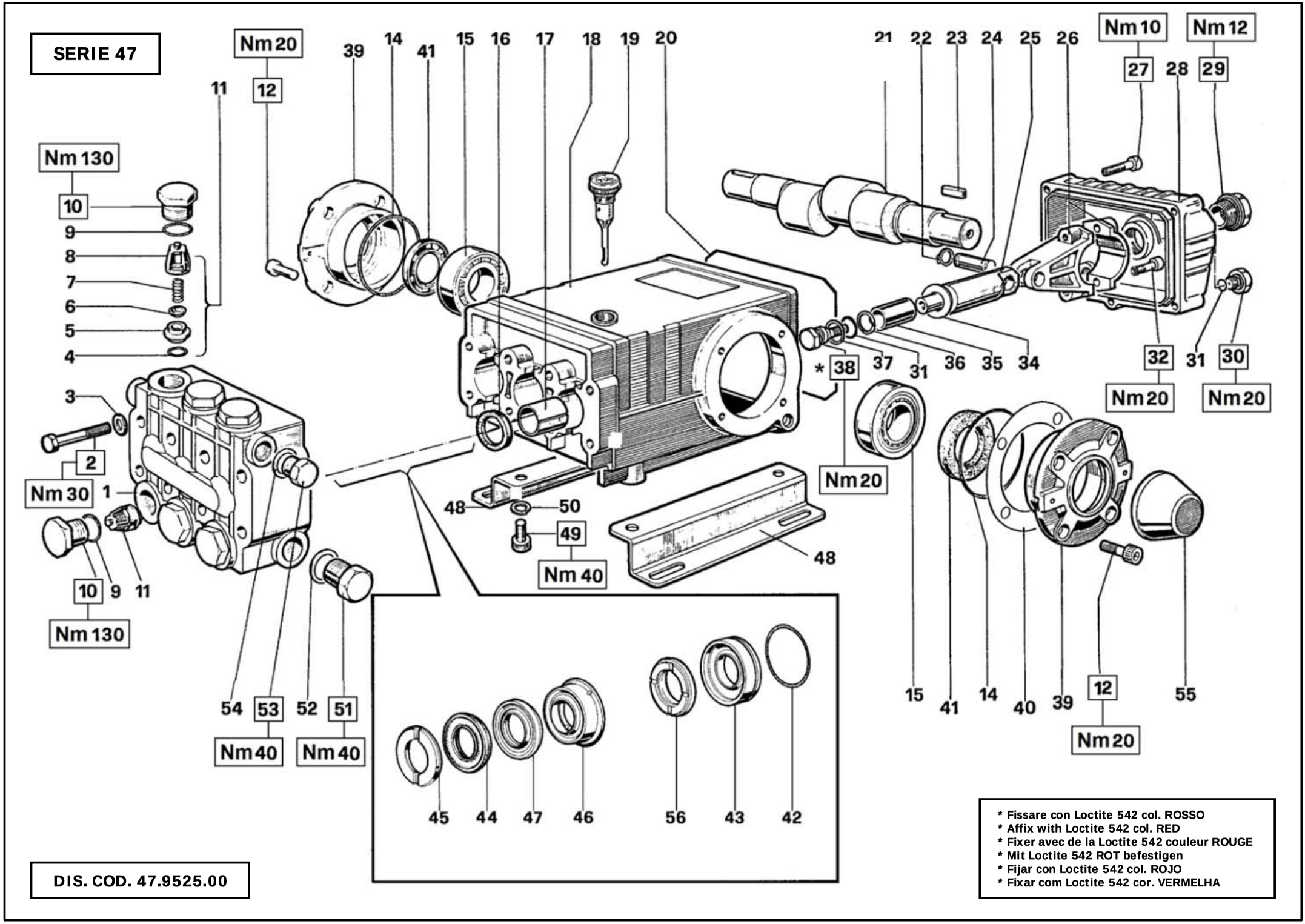
SERIE 47
Nm 20
12
39
14
41
15
16
17
18
19
20
21
22
23
24
25
26
Nm 10
Nm 12
27
28
29
11
Nm 130
10
9
8
7
6
5
4
3
2
Nm 30
1
10
9
11
Nm 130
* 38
37
31
36
35
34
32
31
30
Nm 20
Nm 20
Nm 20
48
50
49
Nm 40
48
15
41
14
40
39
12
55
Nm 20
54
53
52
51
Nm 40
Nm 40
45
44
47
46
56
43
42
* Fissare con Loctite 542 col. ROSSO
* Affix with Loctite 542 col. RED
* Fixer avec de la Loctite 542 couleur ROUGE
* Mit Loctite 542 ROT befestigen
* Fijar con Loctite 542 col. ROJO
* Fixar com Loctite 542 cor. VERMELHA
DIS. COD. 47.9525.00

T921 - T1321 - T1011
T1311 - T1511 - T1621
T2011

KIT RICAMBI – SPARE KITS

					OTTONE BRASS	NICKEL	PISTONE- PISTON D. 20					PISTONE- PISTON D. 22				
KIT Nr.	**KIT 1**	**KIT 2**	**KIT 3**	**KIT 6**	**KIT 4**	**KIT 5**	**KIT 7**	**KIT 10**	**KIT 28**	**KIT 69**	**KIT 71**	**KIT 11**	**KIT 14**	**KIT 29**	**KIT 148**	**KIT 149**
Posizioni incluse Positions included	4 - 5 6 - 7 8 (11)	16	41	31 - 34 36 - 37 38	9 – 10	9 – 10	45	42 – 43	42 - 43 44 - 45 46 - 47 56	44 - 47 56	46 - 47	45	42 - 43	42 - 43 44 - 45 46 - 47 56	44 - 47 56	46 - 47
Nr. Pcs.	6	3	2	3	6	6	6	3	1	3	3	6	3	1	3	3

	PISTONE – PISTON D. 20	PISTONE – PISTON D. 22
OTTONE BRASS	T1011 - T1311 - T1511	T921 - T1321
NICKEL	T2011	T1621

POS	COD.	DESCRIZIONE – DESCRIPTION - KIT	NR
1	47.1208.41 47.1209.41	Testata D. 20-22 Testata D. 20-22 - NICKEL	1
2	99.3206.00	Vite M8x70 UNI 5737	8
3	96.7020.00	Rosetta D. 8 UNI 1736	8
4	90.3841.00	OR D. 17.13x2.62 NBR SH. 70 3068 1	6
5	36.2003.66	Sede valvola 1	6
6	36.2001.76	Valvola 1	6
7	94.7376.00	Molla D. 9.4x14.8 1	6
8	36.2002.51	Guida valvola 1	6
9	90.3847.00	OR D. 20.24x2.62 NBR SH. 70 3081 4-5	6
10	98.2220.00 98.2222.00	Tappo M24x2x16.5 - 4 Tappo M24x2x16.5 - NICKEL 5	6
11	36.7032.01	Gr. Valvola aspiraz./mandata 1	6
12	99.3039.00	Vite M8x16 UNI 5931	8
14	90.3913.00	OR D. 67.95x2.62 NBR SH. 70 3325	2
15	91.8375.00	Cuscinetto a rulli	2
16	90.1625.00	Anello rad. D. 22.0x32.0x2.5 2	3
17	90.9126.00	Boccola Ø 22x25x30	3
18	47.0104.22	Carter pompa	1
19	98.2106.00	Tappo carico olio G 3/8”	1

POS	COD.	DESCRIZIONE – DESCRIPTION - KIT	NR
20	90.3922.00	OR D. 133.02x2.62 NBR SH. 70 3525	1
21	47.0200.35 47.0201.35 47.0211.35 47.0217.35	Albero ecc. C.16 - T921 T1011 T2011 Albero ecc. C.16 - T1321 T1511 T1621 T2011 Albero ecc. C.16 - T1311 Albero ecc. C.16 - USA	1
22	90.0557.00	Anello d’arresto A12	6
23	91.4878.00 91.4890.00	Linguetta 8x7x25 UNI 6604 Linguetta 8x7x35 UNI 6604 – USA	1
24	97.7380.00	Spinotto D. 13x35	3
25	47.0503.56 47.0504.66 47.0505.54	Guida pistone - T1621 T2011 Guida pistone - T921 T1011 T1311 T1511 Guida pistone - T1321	3
26	47.0300.01	Biella completa	3
27	99.1837.00 99.1912.00	Vite M6x14 UNI 5931 - T921 T1011 Vite M6x30 UNI 5931 - T1321 T1311 T1511 T1621 T2011	5
28	47.1600.22 47.1601.22	Coperchio carter - T921 T1011 Coperchio carter - T1321 T1311 T1511 T1621 T2011	1
29	97.5968.00	Spia livello olio G 3/4”	1
30	98.2042.50	Tappo G 1/4”x9 TE17 – Zinc.	1
31	90.3585.00	OR D. 10.82x1.78 NBR SH. 70 2043 6	4
32	99.3099.00	Vite M8x35 UNI 5931	6
34	96.7286.00	Rosetta D. 14.0x28.0x0.5 6	3
35	47.0404.09 47.0405.09	Pistone D. 20 Pistone D. 22	3
36	90.5067.00	Anello antiest. D. 11.0x14.0x1.5 6	3
37	96.7280.00	Rosetta D. 14.0x18.5x0.5 6	3

POS	COD.	DESCRIZIONE – DESCRIPTION - KIT	NR
38	47.2195.66	Vite fissaggio pistone 6	3
39	47.1510.22	Coperchio cuscinetto	2
40	97.5678.00	Spessore	2
41	90.1648.00	Anello rad. D. 30.0x55.0x7.0 3	2
42	90.3616.00	OR D. 34.65x1.78 NBR SH. 70 2137 10-14-28-29	3
43	47.0805.70 47.0806.70	Anello di fondo D. 20 10-28 Anello di fondo D. 22 14-29	3
44	90.2705.00 90.2725.00	Anello tenuta D. 20 HP 28-69 Anello tenuta D. 22 HP 29-148	3
45	47.1000.51 46.1000.51	Anello di testa D. 20 7-28 Anello di testa D. 22 11-29	3
46	47.2169.70 47.2170.70	Anello intermedio D. 20 28-71 Anello intermedio D. 22 29-149	3
47	90.2704.00 90.2730.00	Anello RESTOP D. 20 28-69-71 Anello RESTOP D. 22 29-148-149	3
48	47.2000.74	Piedino pompa	2
49	99.3644.00	Vite M10x18 UNI 5931	4
50	96.7106.00	Rosetta D. 10 DIN 7980	4
51	98.2176.00	Tappo G 1/2”x10	1
52	96.7514.00	Rosetta D. 21.5x27.0x1.5	1
53	98.2100.00	Tappo G 3/8”x13	1
54	96.7380.00	Rosetta D. 17.5x23.0x1.5	1
55	47.2124.51	Cappellotto p.d.f.	1
56	90.2710.00 90.2728.00	Anello tenuta D. 20 LP 28-69 Anello tenuta D. 22 LP 29-148	3

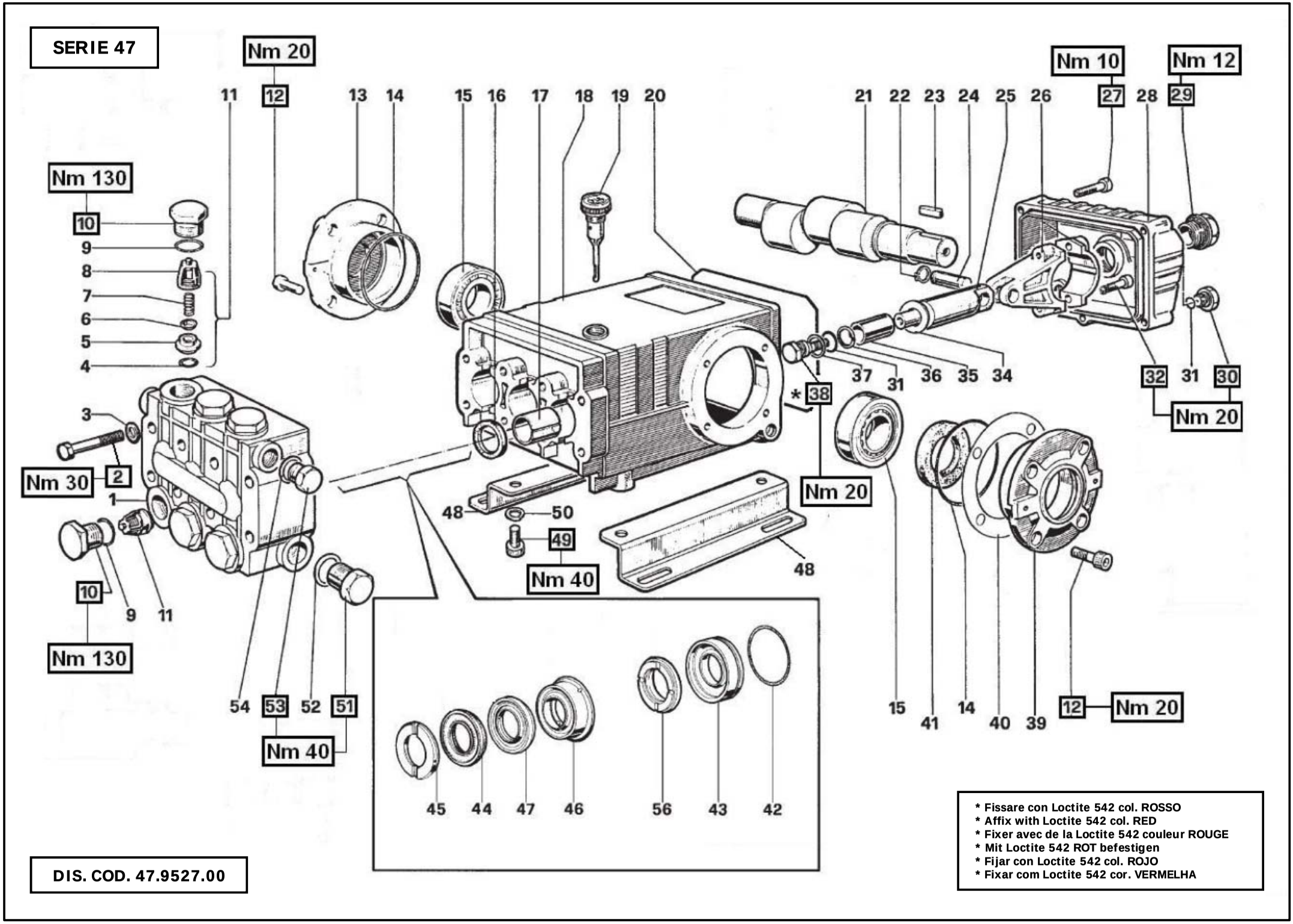
SERIE 47
Nm 20
12
11
13
14
15
16
17
18
19
20
21
22
23
24
25
26
Nm 10
27
28
Nm 12
29
Nm 130
10
9
8
7
6
5
4
3
2
Nm 30
1
10
9
11
Nm 130
54
53
52
51
Nm 40
48
50
49
Nm 40
48
* 38
Nm 20
37
31
36
35
34
32
31
30
Nm 20
15
41
14
40
39
12
Nm 20
45
44
47
46
56
43
42
* Fissare con Loctite 542 col. ROSSO
* Affix with Loctite 542 col. RED
* Fixer avec de la Loctite 542 couleur ROUGE
* Mit Loctite 542 ROT befestigen
* Fijar con Loctite 542 col. ROJO
* Fixar com Loctite 542 cor. VERMELHA
DIS. COD. 47.9527.00

TS821 - TS1011 - TS1331 - T9121
T9131 - TS1021 - TS1311
TS1511 - TS1711 - TS2011
T9161 - TS1521 - TS2021 - T9211

OTTONE BRASS	TS821 - TS1011 - TS1331 T9121 - T9131 - TS1021 TS1311 - TS1511 - TS1711
NICKEL	TS2011 - T9161 - TS1521 TS2021 - T9211

KIT RICAMBI – SPARE KITS

	OTTONE BRASS					NICKEL					
KIT Nr.	**KIT 1**	**KIT 2**	**KIT 3**	**KIT 6**	**KIT 4**	**KIT 5**	**KIT 7**	**KIT 10**	**KIT 28**	**KIT 69**	**KIT 71**
Posizioni incluse Positions included	4-5 6-7 8 (11)	16	41	31-34 36-37 38	9-10	9-10	45	42-43	42-43 44-45 46-47 56	44-47 56	46-47
Nr. Pcs.	6	3	2	3	6	6	6	3	1	3	3

POS	COD.	DESCRIZIONE – DESCRIPTION - KIT	NR
1	47.1208.41 47.1209.41	Testata D. 20 Testata D. 20 – NICKEL	1
2	99.3206.00	Vite M8x70 UNI 5737	8
3	96.7020.00	Rosetta D. 8 UNI 1736	8
4	90.3841.00	OR D. 17.13x2.62 NBR SH. 70 3068 1	6
5	36.2003.66	Sede valvola 1	6
6	36.2001.76	Valvola 1	6
7	94.7376.00	Molla Dm. 9.4x14.8 1	6
8	36.2002.51	Guida valvola 1	6
9	90.3847.00	OR D. 20.24x2.62 NBR SH. 70 3081 4-5	6
10	98.2220.00 98.2222.00	Tappo M24x2x16.5 4 Tappo M24x2x16.5 - NICKEL 5	6
11	36.7032.01	Gr. Valvola aspiraz./mandata 1	6
12	99.3039.00	Vite M8x16 UNI 5931	8
13	47.1511.22	Coperchio cuscinetto	1
14	90.3913.00	OR D. 67.95x2.62 NBR SH. 70 3325	2
15	91.8375.00 91.8377.00	Cuscinetto a rulli Cuscinetto a rulli – TS1521 TS2021 T9211	2
16	90.1625.00	Anello rad. D. 22.0x32.0x2.5 2	3
17	90.9126.00	Boccola D. 22x25x30	3
18	47.0104.22 47.0105.22	Carter pompa Carter pompa - TS1521 TS2021 T9211	1
19	98.2106.00	Tappo carico olio G 3/8”	1

POS	COD.	DESCRIZIONE – DESCRIPTION - KIT	NR
20	90.3922.00	OR D. 133.02x2.62 NBR SH. 70 3525	1
21	47.0204.35 47.0206.35 47.0210.35 47.0215.35 47.0217.35 47.0218.35 47.0219.35	Albero ecc. C.16 - TS1021 Albero ecc. C.12 - TS1511 T9161 TS2011 Albero ecc. C.12 - TS1311 Albero ecc. C.10 - TS1711 Albero ecc. C.16 - TS821 TS1521 TS2021 Albero ecc. C.12 - TS1011 T9121 Albero ecc. C.10 - TS1331 T9131 T9211	1
22	90.0557.00	Anello d’arresto A12	6
23	91.4878.00 91.4890.00	Linguetta 8x7x25 UNI 6604 Linguetta 8x7x35 UNI 6604 - TS1521 TS2021 T9211	1
24	97.7380.00	Spinotto D. 13x35	3
25	47.0503.56 47.0504.66 47.0505.54	Guida pist. – TS2011 T9161 TS1521 TS2021 T9211 Guida pist. - TS821 TS1011 TS1331 T9121 T9131 Guida pist. - TS1021 TS1311 TS1511 TS1711	3
26	47.0300.01	Biella completa	3
27	99.1837.00 99.1912.00	Vite M6x14 UNI 5931 - TS821 TS1011 TS1331 T9121 T9131 Vite M6x30 UNI 5931 – TS1021-TS1311 TS1511 TS1711 TS2011 T9161 TS1521 TS2021 T9211	5
28	47.1600.22 47.1601.22	Coperchio carter - TS821 TS1011 TS1331 T9121 T9131 Coperchio carter – TS1021 TS1311 TS1511 TS1711 TS2011 T9161 TS1521 TS2021 T9211	1
29	97.5968.00	Spia livello olio G 3/4”	1
30	98.2042.50	Tappo G 1/4”x9 TE17 – Zinc.	1
31	90.3585.00	OR D. 10.82x1.78 NBR SH. 70 2043 6	4
32	99.3099.00	Vite M8x35 UNI 5931	6

POS	COD.	DESCRIZIONE – DESCRIPTION - KIT	NR
34	96.7286.00	Rosetta D. 14.0x28.0x0.5 6	3
35	47.0404.09	Pistone D. 20	3
36	90.5067.00	Anello antiest. D. 11.0x14.0x1.5 6	3
37	96.7280.00	Rosetta D. 14.0x18.5x0.5 6	3
38	47.2195.66	Vite fissaggio pistone 6	3
39	47.1510.22	Coperchio cuscinetto	1
40	97.5678.00	Spessore	2
41	90.1648.00	Anello rad. D. 30.0x55.0x7.0 3	1
42	90.3616.00	OR D. 34.65x1.78 NBR SH. 70 2137 10-14-28-29	3
43	47.0805.70	Anello di fondo D. 20 10-28	3
44	90.2705.00	Anello tenuta D. 20 HP 28-69	3
45	47.1000.51	Anello di testa D. 20 7-2	3
46	47.2169.70	Anello intermedio D. 20 28-71	3
47	90.2704.00	Anello RESTOP D. 20 28-69-71	3
48	47.2000.74	Piedino pompa	2
49	99.3644.00	Vite M10x18 UNI 5931	4
50	96.7106.00	Rosetta d. 10 DIN 7980	4
51	98.2176.00	Tappo G 1/2”x10	1
52	96.7514.00	Rosetta d. 21.5x27.0x1.5	1
53	98.2100.00	Tappo G 3/8”x13	1
54	96.7380.00	Rosetta D. 17.5x23.0x1.5	1
56	90.2710.00	Anello tenuta D. 20 LP 28-69	3

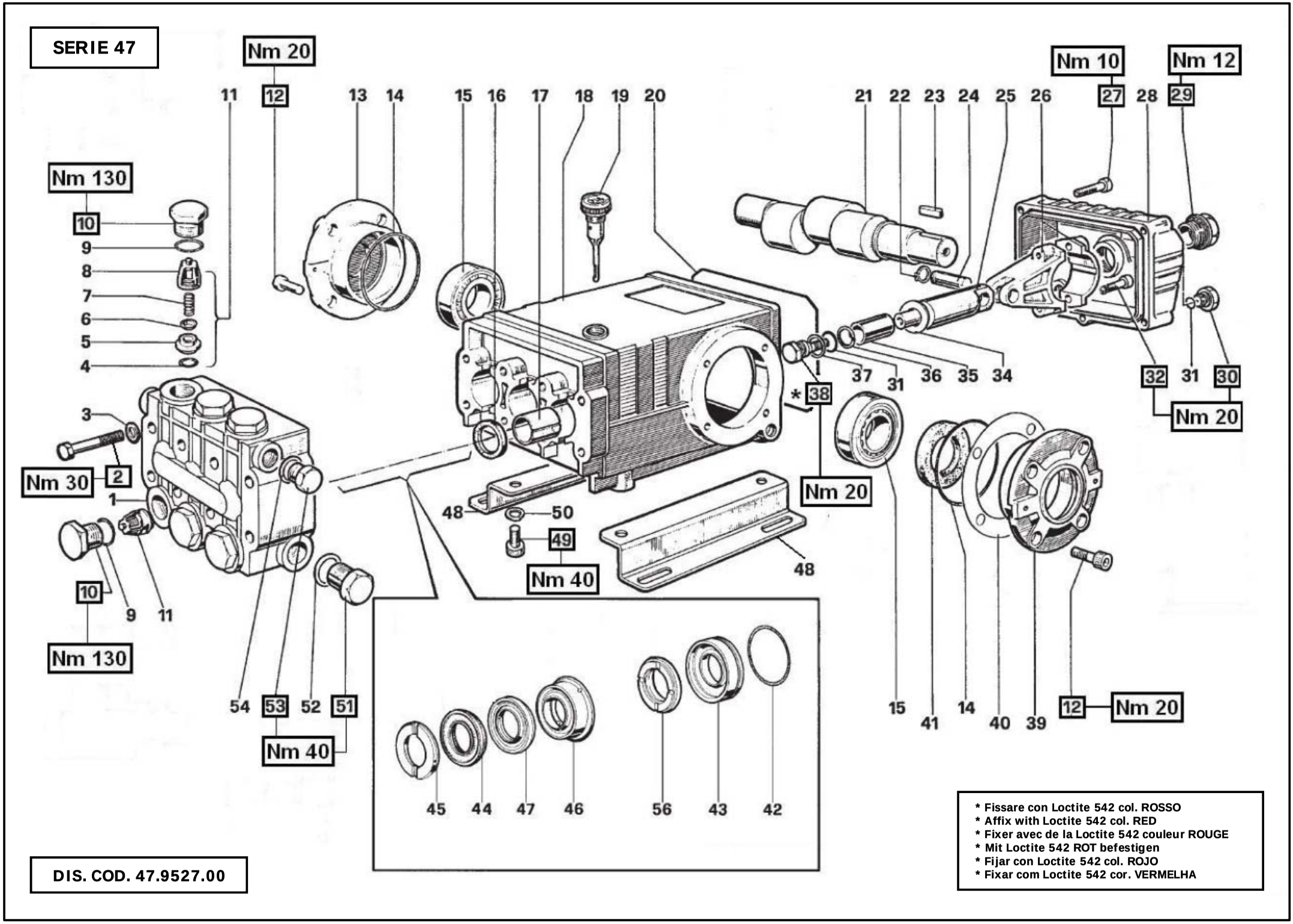
SERIE 47
Nm 20
12
11
13
14
15
16
17
18
19
20
21
22
23
24
25
26
Nm 10
27
28
Nm 12
29
Nm 130
10
9
8
7
6
5
4
3
2
Nm 30
1
10
9
11
Nm 130
54
53
52
51
Nm 40
48
50
49
Nm 40
48
* 38
Nm 20
37
31
36
35
34
32
31
30
Nm 20
15
41
14
40
39
12
Nm 20
45
44
47
46
56
43
42
* Fissare con Loctite 542 col. ROSSO
* Affix with Loctite 542 col. RED
* Fixer avec de la Loctite 542 couleur ROUGE
* Mit Loctite 542 ROT befestigen
* Fijar con Loctite 542 col. ROJO
* Fixar com Loctite 542 cor. VERMELHA
DIS. COD. 47.9527.00

TS921 - TS1321 - TS1621

OTTONE BRASS	TS921 - TS1321
NICKEL	TS1621

KIT RICAMBI – SPARE KITS

					OTTONE BRASS	NICKEL					
KIT Nr.	**KIT 1**	**KIT 2**	**KIT 3**	**KIT 6**	**KIT 4**	**KIT 5**	**KIT 11**	**KIT 14**	**KIT 29**	**KIT 148**	**KIT 149**
Posizioni incluse Positions included	**4-5 6-7 8 (11)**	**16**	**41**	**31-34 36-37 38**	**9-10**	**9-10**	**45**	**42-43**	**42-43 44-45 46-47 56**	**44-47 56**	**46-47**
Nr. Pcs.	**6**	**3**	**2**	**3**	**6**	**6**	**6**	**3**	**1**	**3**	**3**

POS	COD.	DESCRIZIONE – DESCRIPTION - KIT	NR
1	47.1208.41 47.1209.41	Testata D. 22 Testata D. 22 - NICKEL	1
2	99.3206.00	Vite M8x70 UNI 5737	8
3	96.7020.00	Rosetta D. 8 UNI 1736	8
4	90.3841.00	OR D. 17.13x2.62 NBR SH. 70 3068 1	6
5	36.2003.66	Sede valvola 1	6
6	36.2001.76	Valvola 1	6
7	94.7376.00	Molla Dm. 9.4x14.8 1	6
8	36.2002.51	Guida valvola 1	6
9	90.3847.00	OR D. 20.24x2.62 NBR SH. 70 3081 4-5	6
10	98.2220.00 98.2222.00	Tappo M24x2x16.5 4 Tappo M24x2x16.5 - NICKEL 5	6
11	36.7032.01	Gr. Valvola aspiraz./mandata 1	6
12	99.3039.00	Vite M8x16 UNI 5931	8
13	47.1511.22	Coperchio cuscinetto	1
14	90.3913.00	OR D. 67.95x2.62 NBR SH. 70 3325	2
15	91.8375.00	Cuscinetto 32206	2
16	90.1625.00	Anello rad. D. 22.0x32.0x2.5 2	3
17	90.9126.00	Boccola D. 22x25x30	3
18	47.0104.22	Carter pompa	1
19	98.2106.00	Tappo carico olio G 3/8”	1
20	90.3922.00	OR D. 133.02x2.62 NBR SH. 70 3525	1

POS	COD.	DESCRIZIONE – DESCRIPTION - KIT	NR
21	47.0206.35 47.0218.35	Albero ecc. C.12 - TS1321 TS1621 Albero ecc. C.12 - TS921	1
22	90.0557.00	Anello d’arresto A12	6
23	91.4878.00 91.4890.00	Linguetta 8x7x25 UNI 6604 Linguetta 8x7x35 UNI 6604 - USA	1
24	97.7380.00	Spinotto D. 13x35	3
25	47.0503.56 47.0504.66 47.0505.54	Guida pistone - TS1621 Guida pistone - TS921 Guida pistone - TS1321	3
26	47.0300.01	Biella completa	3
27	99.1837.00 99.1912.00	Vite M6x14 UNI 5931 - TS921 Vite M6x30 UNI 5931 - TS1321 TS1621	5
28	47.1600.22 47.1601.22	Coperchio carter - TS921 Coperchio carter - TS1321 TS1621	1
29	97.5968.00	Spia livello olio G 3/4”	1
30	98.2042.50	Tappo G 1/4”x9 TE17 – Zinc.	1
31	90.3585.00	OR D. 10.82x1.78 NBR SH. 70 2043 6	4
32	99.3099.00	Vite M8x35 UNI 5931	6
34	96.7286.00	Rosetta D. 14.0x28.0x0.5 6	3
35	47.0405.09	Pistone D. 22	3
36	90.5067.00	Anello antiest. D. 11.0x14.0x1.5 6	3
37	96.7280.00	Rosetta D. 14.0x18.5x0.5 6	3
38	47.2195.66	Vite fissaggio pistone 6	3
39	47.1510.22	Coperchio cuscinetto	1
40	97.5678.00	Spessore	2
41	90.1648.00	Anello rad. D. 30.0x55.0x7.0 3	1

POS	COD.	DESCRIZIONE – DESCRIPTION - KIT	NR
42	90.3616.00	OR D. 34.65x1.78 NBR SH. 70 2137 10-14-28-29	3
43	47.0806.70	Anello di fondo D. 22 14-29	3
44	90.2725.00	Anello tenuta D. 22 HP 29-148	3
45	46.1000.51	Anello di testa D. 22 11-29	3
46	47.2170.70	Anello intermedio D. 22 29-149	3
47	90.2730.00	Anello RESTOP D. 22 29-148-149	3
48	47.2000.74	Piedino pompa	2
49	99.3644.00	Vite M10x18 UNI 5931	4
50	96.7106.00	Rosetta D. 10 DIN 7980	4
51	98.2176.00	Tappo G 1/2”x10	1
52	96.7514.00	Rosetta D. 21.5x27.0x1.5	1
53	98.2100.00	Tappo G 3/8”x13	1
54	96.7380.00	Rosetta D. 17.5x23.0x1.5	1
56	90.2728.00	Anello tenuta D. 22 LP 29-148	3

SERIE 47

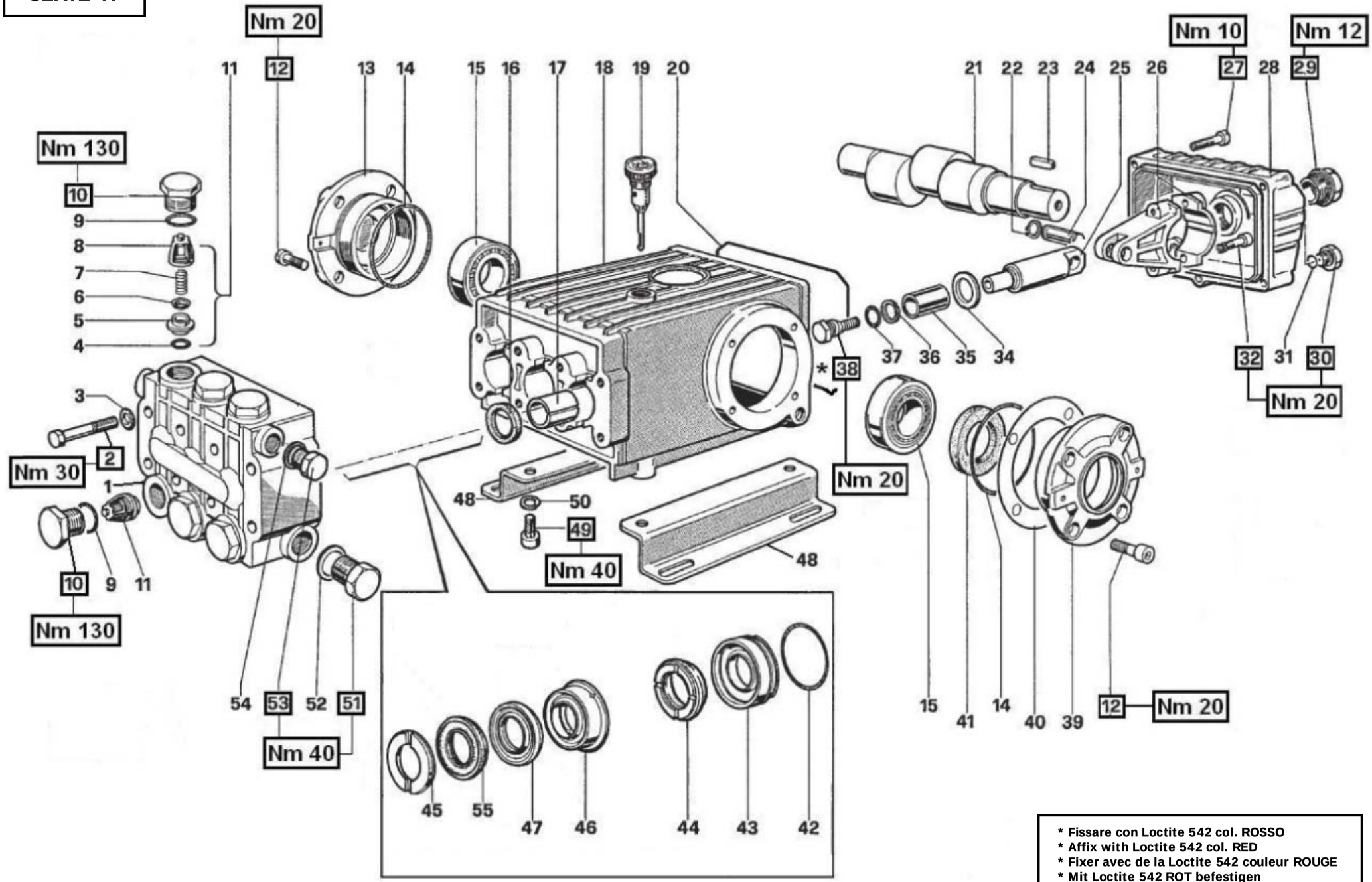

* Fissare con Loctite 542 col. ROSSO
* Affix with Loctite 542 col. RED
* Fixer avec de la Loctite 542 couleur ROUGE
* Mit Loctite 542 ROT befestigen
* Fijar con Loctite 542 col. ROJO
* Fixar com Loctite 542 cor. VERMELHA

DTS. COD. 47.9528.00

INTERPUMP GROUP

GENERAL PUMP

W928 - T9281

KIT RICAMBI – SPARE KITS

KIT Nr.	KIT 1	KIT 2	KIT 3	KIT 106	KIT 107	KIT 108	KIT 109	KIT 110	KIT 111	KIT 112
Posizioni incluse Positions included	4 - 5 6 - 7 8 (11)	16	41	9 - 10	36 - 37 38	45	44 - 47 55	46	42 - 43	42 - 43 44 - 45 46 - 47 55
Nr. Pcs.	6	3	2	6	3	6	3	3	3	1

POS	COD.	DESCRIZIONE – DESCRIPTION - KIT	NR
1	47.1214.41	Testata D. 16 - NICKEL	1
2	99.3206.00	Vite M8x70 UNI 5737	8
3	96.7020.00	Rosetta D. 8 UNI 1736	8
4	90.3841.00	OR D. 17.13x2.62 NBR SH. 70 3068 1	6
5	36.2003.66	Sede valvola 1	6
6	36.2001.76	Valvola 1	6
7	94.7376.00	Molla Dm. 9.4x14.8 1	6
8	36.2002.51	Guida valvola 1	6
9	90.3847.00	OR D. 20.24x2.62 NBR SH. 70 3081 106	6
10	98.2224.00	Tappo M24x1.5x17.5 HP 106	6
11	36.7032.01	Gr. Valvola aspiraz./mandata 1	6
12	99.3039.00	Vite M8x16 UNI 5931	8
13	47.1511.22	Coperchio cuscinetto	1
14	90.3913.00	OR D. 67.95x2.62 NBR SH. 70 3325	2
15	91.8377.00	Cuscinetto a rulli	2
16	90.1625.00	Anello rad. D. 22.0x32.0x2.5 2	3
17	90.9126.00	Boccola D. 22x25x30	3
18	47.0102.22	Carter pompa	1
19	98.2106.00	Tappo carico olio G 3/8”	1
20	90.3922.00	OR D. 133.02x2.62 NBR SH. 70 3525	1
21	47.0217.35	Albero ecc. C.16	1
22	90.0557.00	Anello d’arresto A12	6

POS	COD.	DESCRIZIONE – DESCRIPTION - KIT	NR
23	91.4890.00	Linguetta 8x7x35 UNI 6604	1
24	97.7380.00	Spinotto D. 13x35	3
25	47.0506.66	Guida pistone	3
26	47.0300.01	Biella completa	3
27	99.1912.00	Vite M6x30 UNI 5931	5
28	47.1601.22	Coperchio carter	1
29	97.5968.00	Spia livello olio G 3/4”	1
30	98.2042.50	Tappo G 1/4”x9 TE17 – Zinc.	1
31	90.3585.00	OR D. 10.82x1.78 NBR SH. 70 2043	1
32	99.3099.00	Vite M8x35 UNI 5931	6
34	47.2117.47	Anello di protezione	3
35	47.0408.56	Pistone D. 16	3
36	90.5033.00	Anello antiest. D. 8.0x11.0x1.5 107	3
37	90.3577.00	OR D. 7.66x1.78 NBR SH. 70 2031 107	3
38	47.2196.66	Vite fissaggio pistone 107	3
39	47.1510.22	Coperchio cuscinetto	1
40	97.5678.00	Spessore	2
41	90.1648.00	Anello rad. D. 30.0x55.0x7.0 3	1
42	90.3616.00	OR D. 34.65x1.78 NBR SH. 70 2137 111-112	3
43	47.0808.70	Anello di fondo D. 16 111-112	3
44	90.2644.00	Anello tenuta D. 16 LP 109-112	3
45	47.1003.51	Anello di testa D. 16 108-112	3

POS	COD.	DESCRIZIONE – DESCRIPTION - KIT	NR
46	47.2172.70	Anello intermedio D. 16 110-112	3
47	90.2643.00	Anello RESTOP D. 16 109-112	3
48	47.2000.74	Piedino pompa	2
49	99.3644.00	Vite M10x18 UNI 5931	4
50	96.7106.00	Rosetta D. 10 DIN 7980	4
51	98.2176.00	Tappo G 1/2”x10	1
52	96.7514.00	Rosetta D. 21.5x27.0x1.5	1
53	98.2100.00	Tappo G 3/8”x13	1
54	96.7380.00	Rosetta D. 17.5x23.0x1.5	1
55	90.2642.00	Anello tenuta D. 16 HP 109-112	3

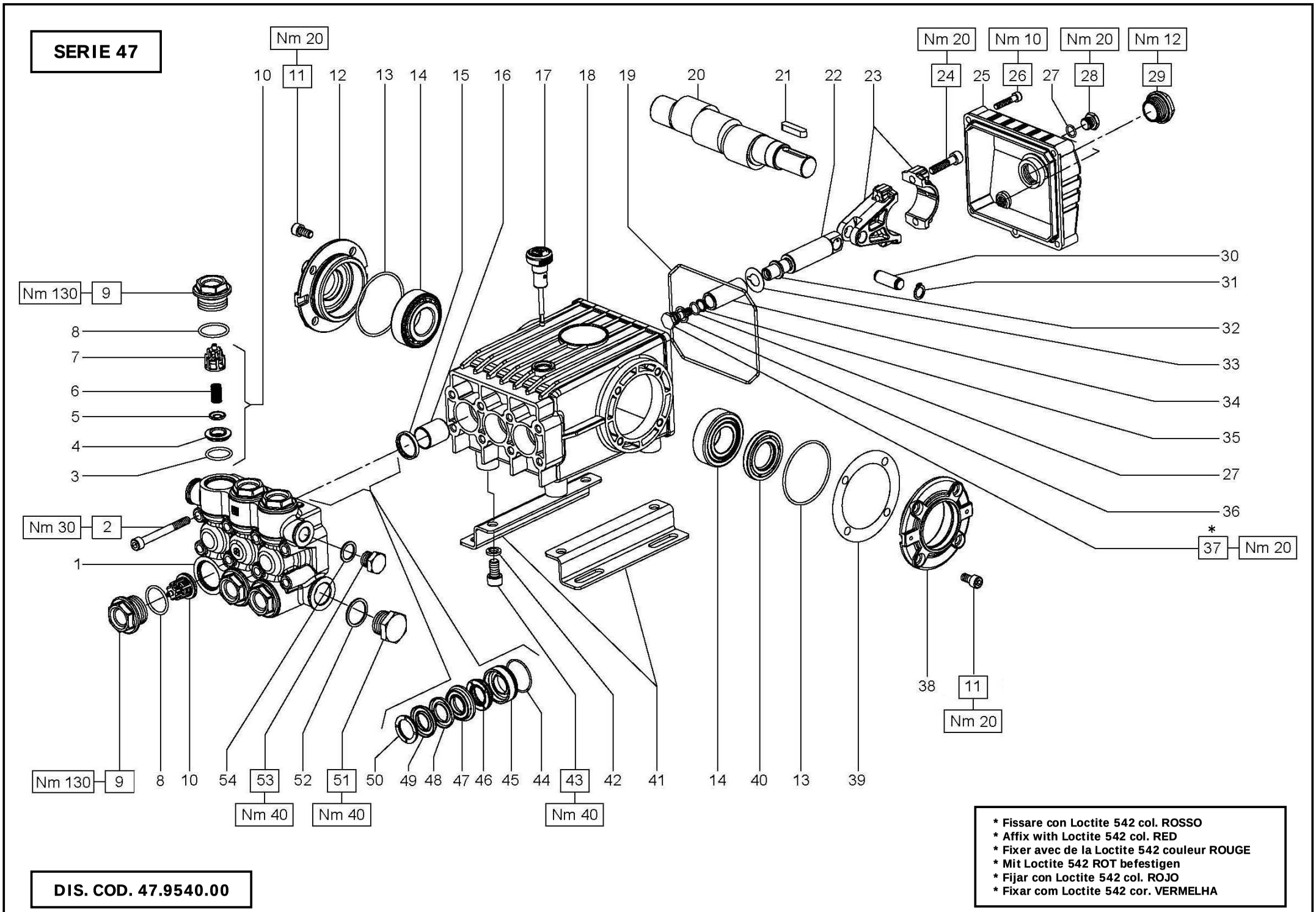

* Fissare con Loctite 542 col. ROSSO
* Affix with Loctite 542 col. RED
* Fixer avec de la Loctite 542 couleur ROUGE
* Mit Loctite 542 ROT befestigen
* Fijar con Loctite 542 col. ROJO
* Fixar com Loctite 542 cor. VERMELHA

DIS. COD. 47.9540.00

INTERPUMP GROUP

GENERAL PUMP

WS1630

KIT RICAMBI – SPARE KITS

KIT Nr.	KIT 2	KIT 6	KIT 11	KIT 14	KIT 29	KIT 148	KIT 149	KIT 169
Posizioni incluse Positions included	15	27 - 33 35 - 36 37	50	44 - 45	44 - 45 46 - 47 48 - 49 50	46 - 48 49	47 – 48	3 - 4 5 - 6 7 (10)
Nr. Pcs.	3	3	6	3	1	3	3	6

POS	COD.	DESCRIZIONE – DESCRIPTION - KIT	NR
1	47.1230.41	Testata D. 22	1
2	99.3220.00	Vite M8x75 UNI 5931	8
3	90.3857.00	OR D. 23.81x2.62 NBR SH. 70 132 169	6
4	36.2033.66	Sede valvola 169	6
5	36.2034.76	Valvola sferica 169	6
6	94.7388.00	Molla Dm. 10.0x18.5 169	6
7	36.2035.51	Guida valvola 169	6
8	90.3864.00	OR D. 28.25x2.62 NBR SH. 70 3112	6
9	98.2300.00	Tappo M32x1.5x17.5	6
10	36.7127.01	Gr. valvola aspiraz./mandata 169	6
11	99.3039.00	Vite M8x16 UNI 5931	8
12	47.1511.22	Coperchio cuscinetto	1
13	90.3913.00	OR D. 67.95x2.62 NBR SH. 70 3268	2
14	91.8375.00	Cuscinetto a rulli	2
15	90.1625.00	Anello rad. D. 22.0x32.0x5.5 2	3
16	90.9126.00	Boccola D. 22x25x30	3
17	98.2106.00	Tappo carico olio G 3/8”	1
18	47.0100.22	Carter pompa	1
19	90.3922.00	OR D. 133.02x2.62 NBR SH. 70 3525	1
20	47.0223.35	Albero ecc. C.19 - WS1630	1
21	91.4890.00	Linguetta 8x7x35 UNI 6604	1
22	47.0504.66	Guida pistone	3

POS	COD.	DESCRIZIONE – DESCRIPTION - KIT	NR
23	47.0300.01	Biella completa	3
24	99.3099.00	Vite M8x35 UNI 5931	6
25	47.1601.22	Coperchio posteriore	1
26	99.1912.00	Vite M6x30 UNI 5931	4
27	90.3585.00	OR D. 10.82x1.78 NBR SH. 70 2043 6	4
28	98.2042.50	Tappo G 1/4”x9 TE17 – Zinc.	1
29	97.5968.00	Spia livello olio G 3/4”	1
30	97.7380.00	Spinotto D. 13x35.5	3
31	90.0557.00	Anello d’arresto A12	6
32	47.2255.70	Distanziale D. 14.0x20.5x2.5	3
33	96.7286.00	Rosetta D. 14.0x28.0x0.5 6	3
34	47.0405.09	Pistone D. 22	3
35	90.5067.00	Anello antiest. D. 11.0x14.0x1.5 6	3
36	96.7280.00	Rosetta D. 14.0x18.5x0.5 6	3
37	47.2195.66	Vite fissaggio pistone 6	3
38	47.1510.22	Coperchio cuscinetto	1
39	97.5678.00	Spessore	1
40	90.1648.00	Anello rad. D. 30.0x55.0x7.0	1
41	47.2000.74	Piede pompa	2
42	96.7106.00	Rosetta D. 10 DIN 7980	4
43	99.3644.00	Vite M10x18 UNI 5931	4
44	90.3616.00	OR D. 34.65x1.78 NBR SH. 70 2137 14-29	3

POS	COD.	DESCRIZIONE – DESCRIPTION - KIT	NR
45	47.0806.70	Anello di fondo D. 22 14-29	3
46	90.2728.00	Anello ten. alt. D. 22x35x8.8 LP 29-148	3
47	47.2170.70	Anello intermedio D. 22 29-149	3
48	90.2730.00	Anello RESTOP D.22x35x5.5/2 29-148-149	3
49	90.2725.00	Anello ten. alt. D. 22x35x7/4.5 HP 29-148	3
50	46.1000.51	Anello di testa D. 22 11-29	3
51	98.2268.00	Tappo G 3/4”x16	1
52	96.7700.00	Rosetta D. 26.5x32.0x1.5	1
53	98.2100.00	Tappo G 3/8”x13	1
54	96.7380.00	Rosetta D. 17.5x23.0x1.5	1

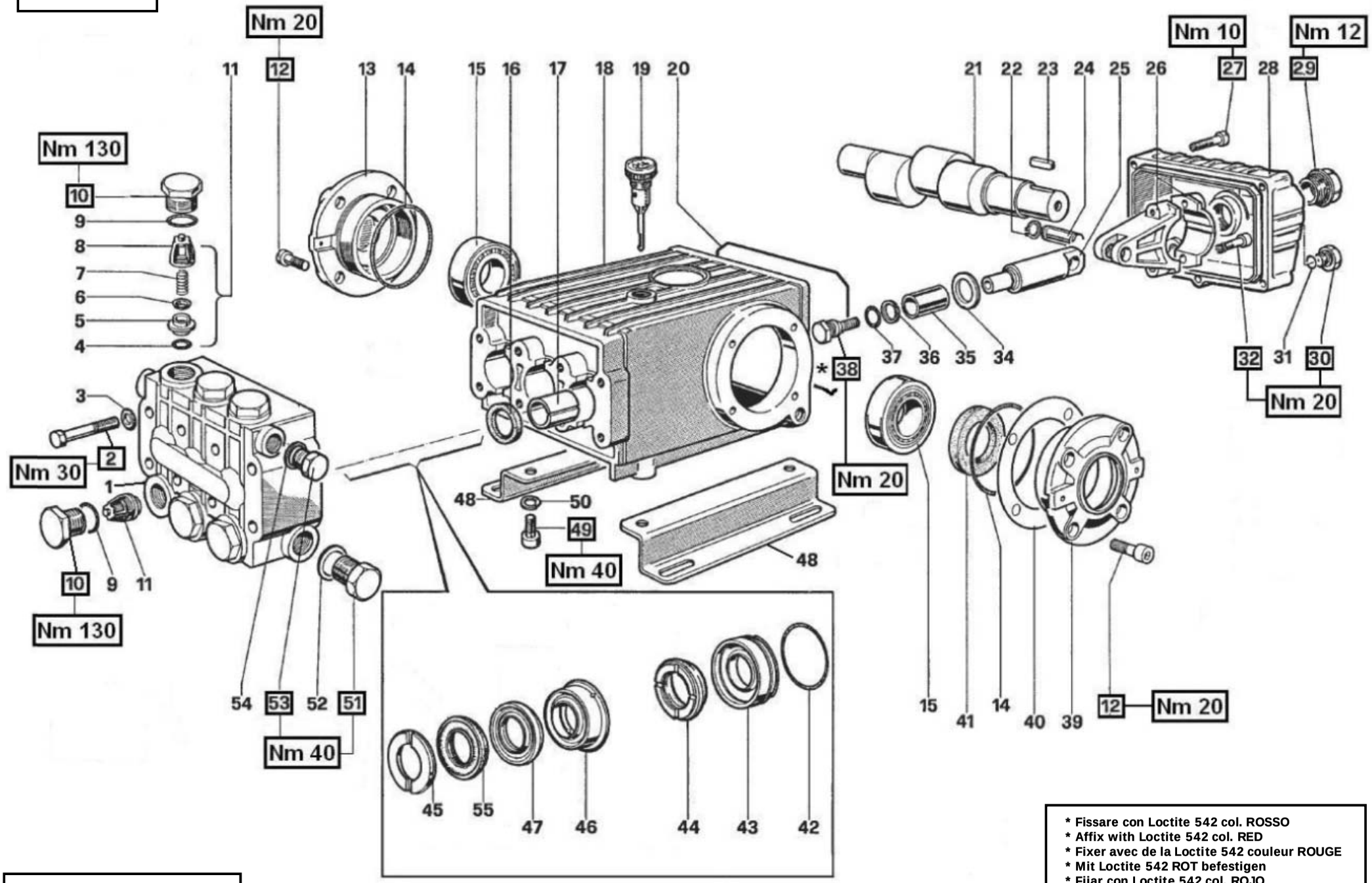

* Fissare con Loctite 542 col. ROSSO
* Affix with Loctite 542 col. RED
* Fixer avec de la Loctite 542 couleur ROUGE
* Mit Loctite 542 ROT befestigen
* Fijar con Loctite 542 col. ROJO
* Fixar com Loctite 542 cor. VERMELHA

DIS. COD. 47.9528.00

WS251 - WS252

KIT RICAMBI – SPARE KITS

KIT Nr.	KIT 1	KIT 2	KIT 3	KIT 6	KIT 7	KIT 10	KIT 28	KIT 69	KIT 71
Posizioni incluse Positions included	4-5 6-7 8 (11)	16	41	31 – 34 36 – 37 38	45	42 - 43	42 – 43 44 – 45 46 – 47 55	44 – 47 55	46 - 47
Nr. Pcs.	6	3	2	3	6	3	1	3	3

POS	COD.	DESCRIZIONE – DESCRIPTION - KIT	NR
1	47.1217.41	Testata D. 20	1
2	99.3206.00	Vite M8x70 UNI 5737	8
3	96.7020.00	Rosetta D. 8 UNI 1736	8
4	90.3841.00	OR D. 17.13x2.62 NBR SH.70 3068 1	6
5	36.2003.66	Sede valvola 1	6
6	36.2001.76	Valvola 1	6
7	94.7376.00	Molla Dm. 9.4x14.8 1	6
8	36.2002.51	Guida valvola 1	6
9	90.3847.00	OR D. 20.24x2.62 NBR SH.90 3081	6
10	98.2228.00	Tappo M24x1.5x17.5 HP	6
11	36.7032.01	Gr. Valvola aspiraz./mandata 1	6
12	99.3039.00	Vite M8x16 UNI 5931	8
13	47.1511.22	Coperchio cuscinetto	1
14	90.3913.00	OR D. 67.95x2.62 NBR SH.70 3325	2
15	91.8378.00	Cuscinetto a rulli	2
16	90.1625.00	Anello rad. D. 22.0x32.0x2.5 2	3
17	90.9126.00	Boccola D. 22x25x30	3
18	47.0100.22	Carter pompa	1
19	98.2106.00	Tappo carico olio G 3/8”	1
20	90.3922.00	OR D. 133.02x2.62 NBR SH.70 3525	1
21	47.0218.35 47.0217.35	Albero ecc. C.12 - WS251 Albero ecc. C.16 - WS252	1
22	90.0557.00	Anello di fermo A12	6

POS	COD.	DESCRIZIONE – DESCRIPTION - KIT	NR
23	91.4890.00	Linguetta 8x7x35 UNI 6604	1
24	97.7380.00	Spinotto D. 13x35	3
25	47.0503..66	Guida pistone	3
26	47.0300.01	Biella completa	3
27	99.1912.00	Vite M6x30 UNI 5931	5
28	47.1601.22	Coperchio carter	1
29	97.5968.00	Spia livello olio G 3/4”	1
30	98.2042.50	Tappo G 1/4”x9 TE17 – Zinc.	1
31	90.3585.00	OR D. 10.82x1.78 NBR SH.70 2043 6	4
32	99.3099.00	Vite M8x35 UNI 5931	6
34	96.7286.00	Rosetta D. 14.0x28.0x0.5 6	3
35	47.0404.09	Pistone D. 20x50	3
36	90.5067.00	Anello antiest. D. 11.0x14.0x1.5 6	3
37	96.7280.00	Rosetta D. 14.0x18.0x0.5 6	3
38	47.2195.66	Vite fissaggio pistone 6	3
39	47.1510.22	Coperchio cuscinetto	1
40	97.5678.00	Spessore	2
41	90.1648.00	Anello rad. D. 30.0x55.0x7.0 3	1
42	90.3616.00	OR D. 34.65x1.78 NBR SH.70 2137 10-28	3
43	47.0805.70	Anello di fondo D. 20 10-28	3
44	90.2710.00	Anello tenuta D. 20x35x8.7 LP 28-69	3
45	47.1000.51	Anello di testa D. 20 7-28	3

POS	COD.	DESCRIZIONE – DESCRIPTION - KIT	NR
46	47.2169.70	Anello intermedio D. 20 28-71	3
47	90.2704.00	Anello RESTOP D. 20x35x5.5/2 28-69-71	3
48	47.2000.74	Piede pompa	2
49	99.3644.00	Vite M10x18 UNI 5931	4
50	96.7106.00	Rosetta D. 10 DIN 7980	4
51	98.2176.00	Tappo G 1/2”x10	1
52	96.7514.00	Rosetta D. 21.5x27.0x1.5	1
53	98.2100.00	Tappo G 3/8”x13	1
54	96.7380.00	Rosetta D. 17.5x23.0x1.5	1
55	90.2705.00	Anello tenuta D. 20x35x7.5/4.5 HP 28-69	3

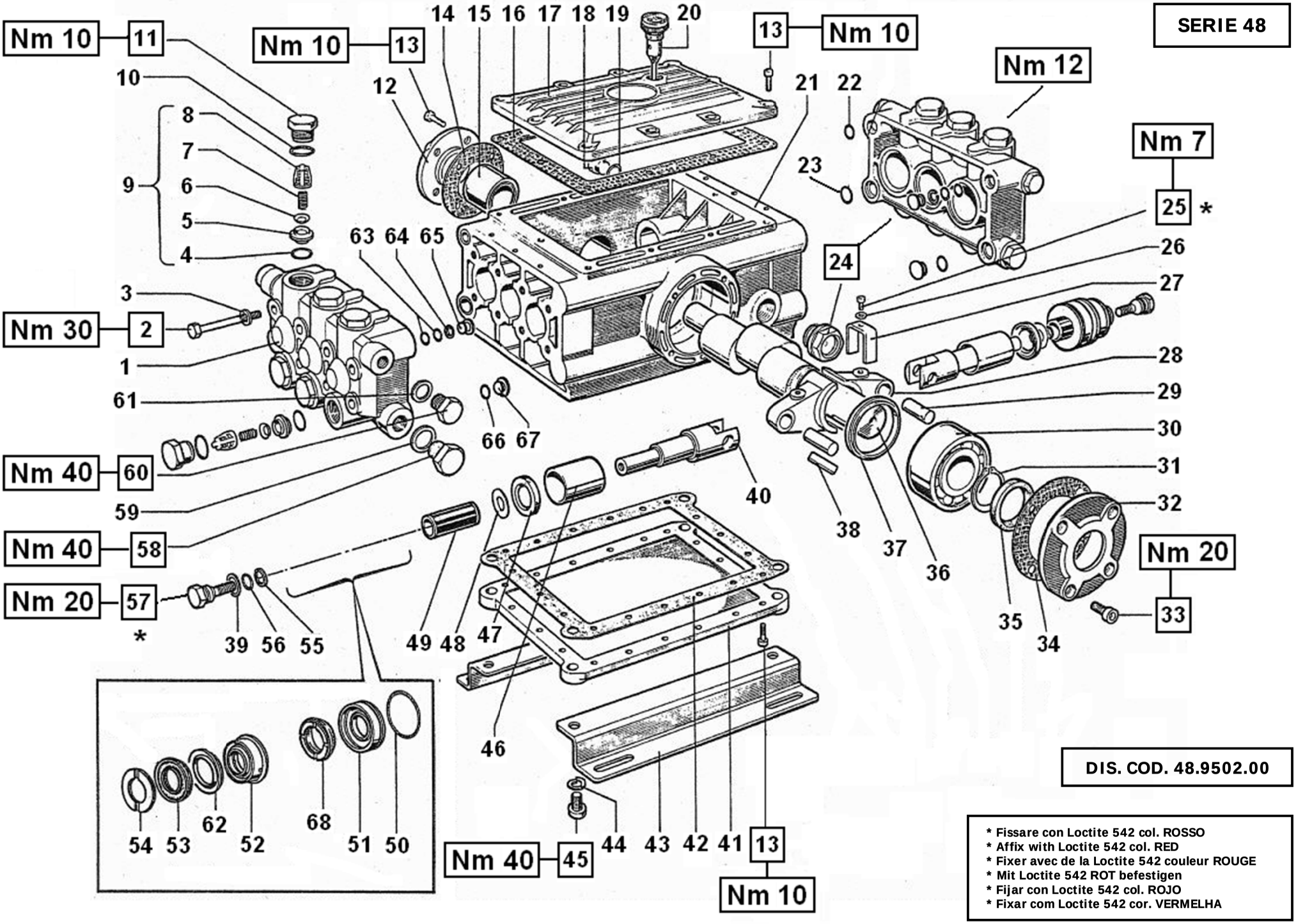

DIS. COD. 48.9502.00

* Fissare con Loctite 542 col. ROSSO
* Affix with Loctite 542 col. RED
* Fixer avec de la Loctite 542 couleur ROUGE
* Mit Loctite 542 ROT befestigen
* Fijar con Loctite 542 col. ROJO
* Fixar com Loctite 542 cor. VERMELHA

WS135 - W203 - TS1351 - T2031

KIT RICAMBI – SPARE KITS

KIT Nr.	KIT 1	KIT 4	KIT 6	KIT 24	KIT 7	KIT 10	KIT 28	KIT 69	KIT 71
Posizioni incluse Positions included	4 - 5 6 - 7 8 (9)	10 - 11	39 - 48 55 - 56 57	47	54	50 - 51	50 - 51 52 - 53 54 - 62 68	53 - 62 68	52 - 62
Nr. Pcs.	6	6	3	3	6	3	1	3	3

POS	COD.	DESCRIZIONE – DESCRIPTION - KIT	NR
1	48.1202.41	Testata pompa D.20	2
2	99.3206.00	Vite M8x70 UNI 5737	16
3	96.7020.00	Rosetta D. 8.4x15x1.5	16
4	90.3841.00	OR D. 17.13x2.62 NBR SH. 70 3068 1	12
5	36.2003.66	Sede valvola 1	12
6	36.2001.76	Valvola 1	12
7	94.7376.00	Molla Dm. 9.4x14.8 1	12
8	36.2002.51	Guida valvola 1	12
9	36.7032.01	Gr. valvola aspiraz./mandata 1	12
10	90.3847.00	OR D. 20.51x2.62 NBR SH. 90 3081 4	12
11	98.2220.00	Tappo M24x2x16 4	12
12	48.1601.22	Coperchio laterale carter	1
13	99.1837.00	Vite M6x14 UNI 5931	32
14	48.2119.84	Guarnizione coperchio laterale	1
15	91.8370.00	Cuscinetto a rulli	1
16	48.2118.84	Guarnizione coperchio superiore	1
17	48.2114.22	Coperchio superiore carter	1
18	98.2042.50	Tappo G 1/4”x9 TE17 – Zinc.	1
19	90.3585.00	OR D. 10.82x1.78 NBR SH. 70 2043	1
20	98.2097.00	Tappo con asta G 3/8”x97	1
21	48.0104.02	Carter pompa	1
22	90.3827.00	OR D. 11.91x2.62 NBR SH. 70 115	2
23	90.3839.00	OR D. 15.88x2.62 NBR SH. 70 121	2

POS	COD.	DESCRIZIONE – DESCRIPTION - KIT	NR
24	97.5968.00	Spia livello olio G 3/4”	1
25	99.1537.00	Vite M5x12 UNI 5931	6
26	96.6910.00	Rosetta D. 5.3x9.0x0.6	6
27	48.2170.74	Forcella bielle	6
28	48.0301.22	Coppia di bielle	3
29	97.7374.00	Spinotto D. 13x29.5	6
30	91.8475.00	Cuscinetto a sfere	1
31	90.0695.00	Anello d’arresto D. 35 UNI 7435	1
32	48.1500.22	Coperchio laterale carter lato PTO	1
33	99.3039.00	Vite M8x16 UNI 5931	4
34	48.2112.84	Guarnizione coperchio laterale lato PTO	1
35	90.1670.00	Anello rad. D. 35.0x52.0x7.0	1
36	48.0202.35 48.0201.35	Albero ecc. C.16 – WS135 TS1351 Albero ecc. C.16 – W203 T2031	1
37	48.2123.89	Anello bielle	6
38	91.4975.00	Linguetta 10x8x50 UNI 6604	1
39	96.7280.00	Rosetta D. 14.0x18.5x0.5 6	6
40	48.0501.54	Guida pistone	6
41	48.2116.22	Coperchio inferiore carter	1
42	48.2117.84	Guarnizione coperchio inferiore carter	1
43	48.2000.74	Piedino pompa	2
44	96.7106.00	Rosetta D. 10.2 DIN 7980	4
45	99.3699.00	Vite M10x35 UNI 5931	4
46	90.9150.00	Boccola D. 30x34x40	6

POS	COD.	DESCRIZIONE – DESCRIPTION - KIT	NR
47	90.1627.00	Anello rad. D. 22.0x35.0x8.0 24	6
48	96.7286.00	Rosetta D. 14.0x28.0x0.5 6	6
49	47.0404.09	Pistone D. 20x50	6
50	90.3616.00	OR D. 34.65x1.78 NBR SH. 70 2137 10-28	6
51	47.0805.70	Anello di fondo D. 20 10-28	6
52	47.2169.70	Anello intermedio D. 20 28-71	6
53	90.2705.00	Anello ten. alt. D. 20x35x7.5/4.5 HP 28-69	6
54	47.1000.51	Anello di testa D. 20 7-28	6
55	90.5067.00	Anello antiest. D. 11.0x14.0x1.5 6	6
56	90.3585.00	OR D. 10.82x1.78 NBR SH. 70 2043 6	6
57	47.2195.66	Vite fissaggio pistone 6	6
58	98.2176.00	Tappo G 1/2”x10	4
59	96.7514.00	Rosetta D. 21.5x27.0x1.5	4
60	98.2100.00	Tappo G 3/8”x13	3
61	96.7380.00	Rosetta D. 17.5x23.0x1.5	3
62	90.2704.00	Anello RESTOP D. 20x35x5.5/2 28-69-71	6
63	90.3580.00	OR D. 8.73x1.78 NBR SH. 70 108	4
64	90.5037.00	Anello antiest. D. 9.0x12.0x1.5	2
65	48.2204.70	Tappo interno D. 12	2
66	90.3825.00	OR D. 10.78x2.62 NBR SH. 70 3043	2
67	48.2203.70	Tappo interno D. 16	2
68	90.2710.00	Anello ten. alt. D. 20x35x8.7 LP 28-69	6

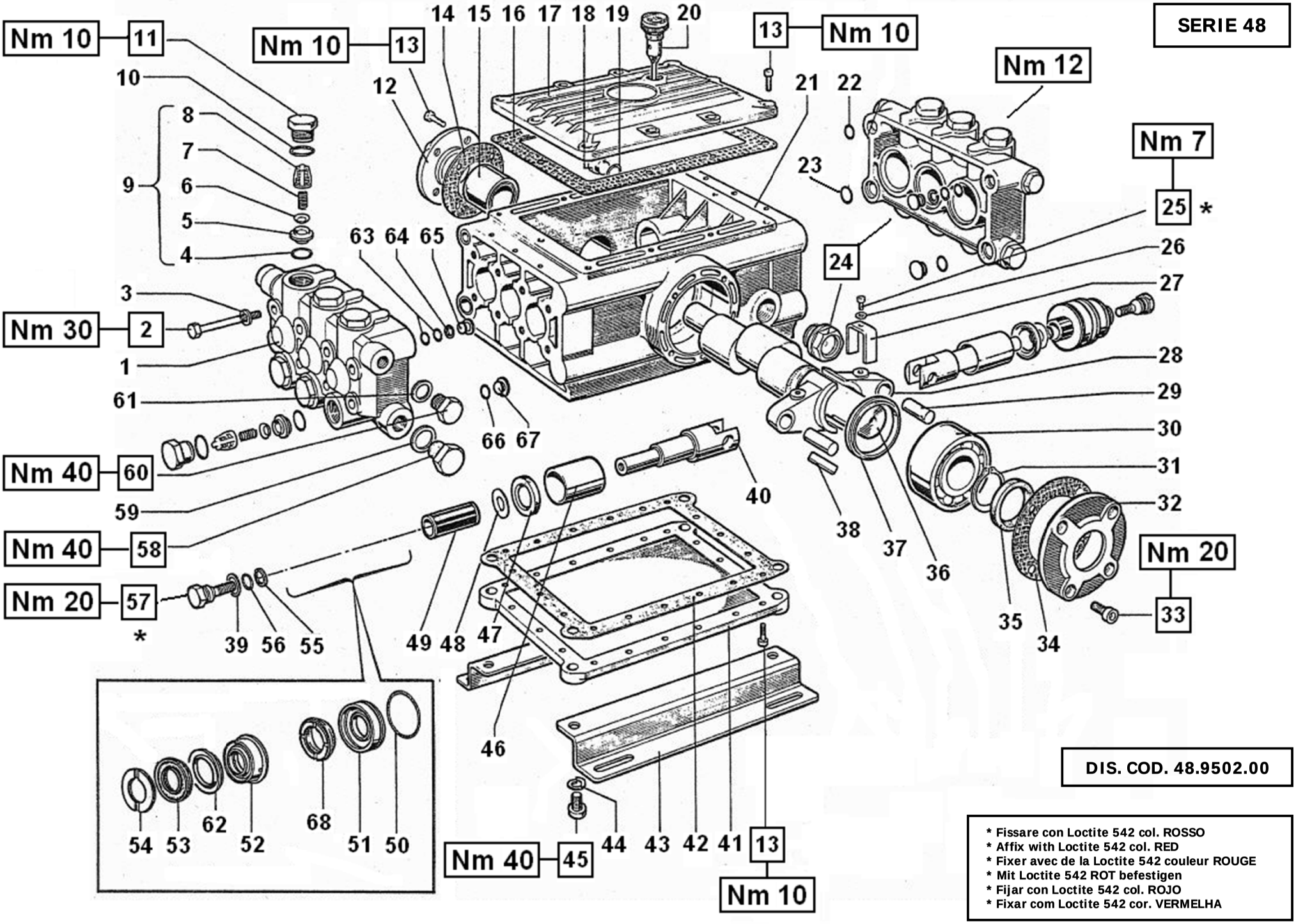

DIS. COD. 48.9502.00

* Fissare con Loctite 542 col. ROSSO
* Affix with Loctite 542 col. RED
* Fixer avec de la Loctite 542 couleur ROUGE
* Mit Loctite 542 ROT befestigen
* Fijar con Loctite 542 col. ROJO
* Fixar com Loctite 542 cor. VERMELHA

W163 - T1631

KIT RICAMBI – SPARE KITS

KIT Nr.	KIT 1	KIT 4	KIT 6	KIT 24	KIT 11	KIT 14	KIT 29	KIT 148	KIT 149
Posizioni incluse Positions included	4 - 5 6 - 7 8 (9)	10 - 11	39 - 48 55 - 56 57	47	54	50 - 51	50 - 51 52 - 53 54 - 62 68	53 - 62 68	52 - 62
Nr. Pcs.	6	6	3	3	6	3	1	3	3

POS	COD.	DESCRIZIONE – DESCRIPTION - KIT	NR
1	48.1202.41	Testata pompa D.22	2
2	99.3206.00	Vite M8x70 UNI 5737	16
3	96.7020.00	Rosetta D. 8.4x15x1.5	16
4	90.3841.00	OR D. 17.13x2.62 NBR SH. 70 3068 1	12
5	36.2003.66	Sede valvola 1	12
6	36.2001.76	Valvola 1	12
7	94.7376.00	Molla Dm. 9.4x14.8 1	12
8	36.2002.51	Guida valvola 1	12
9	36.7032.01	Gr. valvola aspiraz./mandata 1	12
10	90.3847.00	OR D. 20.51x2.62 NBR SH. 90 3081 4	12
11	98.2220.00	Tappo M24x2x16 4	12
12	48.1601.22	Coperchio laterale carter	1
13	99.1837.00	Vite M6x14 UNI 5931	32
14	48.2119.84	Guarnizione coperchio laterale	1
15	91.8370.00	Cuscinetto a rulli	1
16	48.2118.84	Guarnizione coperchio superiore	1
17	48.2114.22	Coperchio superiore carter	1
18	98.2042.50	Tappo G 1/4”x9 TE17 – Zinc.	1
19	90.3585.00	OR D. 10.82x1.78 NBR SH. 70 2043	1
20	98.2097.00	Tappo con asta G 3/8”x97	1
21	48.0104.02	Carter pompa	1
22	90.3827.00	OR D. 11.91x2.62 NBR SH. 70 115	2

POS	COD.	DESCRIZIONE – DESCRIPTION - KIT	NR
23	90.3839.00	OR D. 15.88x2.62 NBR SH. 70 121	2
24	97.5968.00	Spia livello olio G 3/4”	1
25	99.1537.00	Vite M5x12 UNI 5931	6
26	96.6910.00	Rosetta D. 5.3x9.0x0.6	6
27	48.2170.74	Forcella bielle	6
28	48.0301.22	Coppia di bielle	3
29	97.7374.00	Spinotto D. 13x29.5	6
30	91.8475.00	Cuscinetto a sfere	1
31	90.0695.00	Anello d’arresto D. 35 UNI 7435	1
32	48.1500.22	Coperchio laterale carter lato PTO	1
33	99.3039.00	Vite M8x16 UNI 5931	4
34	48.2112.84	Guarnizione coperchio laterale lato PTO	1
35	90.1670.00	Anello rad. D. 35.0x52.0x7.0	1
36	48.0201.35	Albero ecc. C.16	1
37	48.2123.89	Anello bielle	6
38	91.4975.00	Linguetta 10x8x50 UNI 6604	1
39	96.7280.00	Rosetta D. 14.0x18.5x0.5 6	6
40	48.0501.54	Guida pistone	6
41	48.2116.22	Coperchio inferiore carter	1
42	48.2117.84	Guarnizione coperchio inferiore carter	1
43	48.2000.74	Piedino pompa	2
44	96.7106.00	Rosetta D. 10.2 DIN 7980	4
45	99.3699.00	Vite M10x35 UNI 5931	4

POS	COD.	DESCRIZIONE – DESCRIPTION - KIT	NR
46	90.9150.00	Boccola D. 30x34x40	6
47	90.1627.00	Anello rad. D. 22.0x35.0x8.0 24	6
48	96.7286.00	Rosetta D. 14.0x28.0x0.5 6	6
49	47.0405.09	Pistone D. 22x50	6
50	90.3616.00	OR D. 34.65x1.78 NBR SH. 70 2137 14-29	6
51	47.0806.70	Anello di fondo D. 22 14-29	6
52	47.2170.70	Anello intermedio D. 22 29-149	6
53	90.2725.00	Anello ten. alt. D. 22x35x7/4.5 HP 29-148	6
54	46.1000.51	Anello di testa D. 22 11-29	6
55	90.5067.00	Anello antiest. D. 11.0x14.0x1.5 6	6
56	90.3585.00	OR D. 10.82x1.78 NBR SH. 70 2043 6	6
57	47.2195.66	Vite fissaggio pistone 6	6
58	98.2176.00	Tappo G 1/2”x10	4
59	96.7514.00	Rosetta D. 21.5x27.0x1.5	4
60	98.2100.00	Tappo G 3/8”x13	3
61	96.7380.00	Rosetta D. 17.5x23.0x1.5	3
62	90.2730.00	Anello RSETOP D. 22x35x5.5/2 29-148-149	6
63	90.3580.00	OR D. 8.73x1.78NBR SH. 70 108	4
64	90.5037.00	Anello antiest. D. 9.0x12.0x1.5	2
65	48.2204.70	Tappo interno D. 12	2
66	90.3825.00	OR D. 10.78x2.62 NBR SH. 70 3043	2
67	48.2203.70	Tappo interno D. 16	2
68	90.2728.00	Anello ten. alt. D. 22x35x8.8 LP 29-148	6

SERIE 66

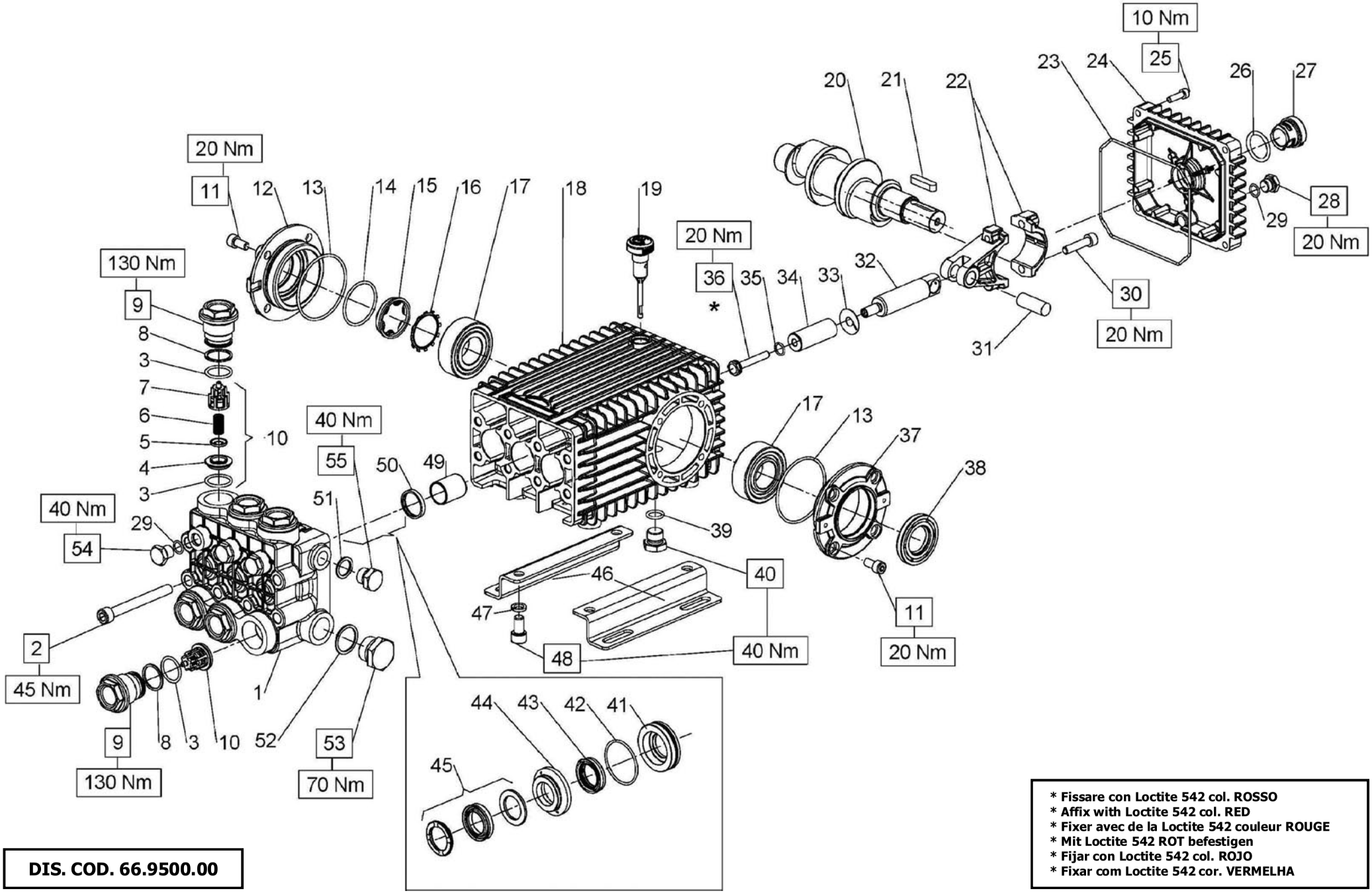

DIS. COD. 66.9500.00

*** Fissare con Loctite 542 col. ROSSO**
*** Affix with Loctite 542 col. RED**
*** Fixer avec de la Loctite 542 couleur ROUGE**
*** Mit Loctite 542 ROT befestigen**
*** Fijar con Loctite 542 col. ROJO**
*** Fixar com Loctite 542 cor. VERMELHA**

W3021 - W2525 - W3025 - W2030 - W2035
W2141 - T3025 - T2530 - T2830 - T2535
T2040 - T1750 - W3018 - T3021

KIT RICAMBI – SPARE KITS

				PISTONE - PISTON D. 18		PISTONE - PISTON D. 20		PISTONE - PISTON D. 22		PISTONE - PISTON D. 24	
KIT Nr.	**KIT 2**	**KIT 3**	**KIT 169**	**KIT 180**	**KIT 176**	**KIT 170**	**KIT 171**	**KIT 172**	**KIT 173**	**KIT 181**	**KIT 182**
Posizioni incluse Positions included	**51**	**39**	**3 - 4 4 - 5 6 (10)**	**44 - 46**	**42 - 43 44 - 45 46**	**44 - 46**	**42 - 43 44 - 45 46**	**44 - 46**	**42 - 43 44 - 45 46**	**44 - 46**	**42 - 43 44 - 45 46**
Nr. Pcs.	**3**	**2**	**6**	**3**	**1**	**3**	**1**	**3**	**1**	**3**	**1**

PISTONE - PISTON D. 18	PISTONE - PISTON D. 20
W3021 - T3025 – W3018 - T3021	W2525 - W3025 - T2530 - T2535 - T2830
PISTONE - PISTON D. 22	**PISTONE - PISTON D. 24**
W2030 - W2035 - T2040	W2141 - T1750

POS	COD.	DESCRIZIONE – DESCRIPTION - KIT	NR
1	66.1245.41 66.1200.41 66.1201.41 66.1202.41	Testata D. 18 Testata D. 20 Testata D. 22 Testata D. 24	1
2	99.3801.00	Vite M10x90 UNI 5931	8
3	90.3857.00	OR D. 23.81x2.62 NBR SH. 70 132 169	12
4	36.2033.66	Sede valvola sferica 169	6
5	36.2034.76	Valvola 169	6
6	94.7388.00	Molla Dm. 10.0x18.5 169	6
7	36.2035.51	Guida valvola 169	6
8	90.5165.00	Anello antiest. D. 24.7x29.0x1.5	6
9	66.1300.41	Tappo M32x1.5x29.5	6
10	36.7127.01	Gr. valvola aspiraz./mandata 169	6
11	99.3039.00	Vite M8x16 UNI 5931	8
12	47.1512.22	Coperchio cuscinetto lato spia	1
13	90.3913.00	OR D. 67.95x2.62 NBR SH. 70 3268	2
14	90.3877.00	OR D. 39.34x2.62 NBR SH. 70 3156	1
15	70.2118.01	Spia livello olio	1
16	90.0756.00	Anello d'arresto D. 45	1
17	91.8380.00	Cuscinetto a rulli	2
18	66.0100.22	Carter pompa	1

POS	COD.	DESCRIZIONE – DESCRIPTION - KIT	NR
19	98.2106.00	Tappo carico olio G 3/8"	1
20	66.0200.35 66.0204.35 66.0211.35	Albero ecc. C.19 - W2525 W2030 W3021 W3025 T2530 T3025 T2830 Albero ecc. C.21 - W2035 W2141 T2535 T2040 T1750 Albero ecc. C.16 - W3018 T3021	1
21	91.4892.00	Linguetta 9x7x35 UNI 6604	1
22	66.0300.01	Biella completa	3
23	90.3922.00	OR D. 133.02x2.62 NBR SH. 70 3525	1
24	66.1600.22	Coperchio posteriore	1
25	99.1884.00	Vite M6x20 UNI 5931	4
26	90.4051.00	OR D. 26.58x3.53 NBR SH. 70 4106	1
27	63.2100.51	Spia livello olio	1
28	98.2042.50	Tappo G 1/4"x9 TE17 – ZInc.	1
29	90.3585.00	OR D. 10.82x1.78 NBR SH. 70 2043	4
30	99.3099.00	Vite M8x35 UNI 5931	6
31	97.7405.00	Spinotto D. 14x39	3
32	66.0500.66	Guida pistone	3
33	96.7101.00	Rosetta D. 10.0x28.0x0.5	3
34	66.0403.09 66.0400.09 66.0401.09 66.0404.09	Pistone D. 18x54 Pistone D. 20x54 Pistone D. 22x54 Pistone D. 24x54	3
35	90.3584.00	OR D. 10.82x1.78 NBR SH. 90 2043	3
36	66.2195.66	Vite fissaggio pistone	3
37	47.1510.22	Coperchio cuscinetto aperto	1
38	90.1648.00	Anello rad. D. 30.0x55.0x7.0 3	1

POS	COD.	DESCRIZIONE – DESCRIPTION - KIT	NR
39	90.3833.00	OR D. 13.95x2.62 NBR SH. 70 3056	1
40	98.2100.50	Tappo G 3/8"x13 TE22 – Zinc.	1
41	66.0803.70 66.0800.70 66.0801.70 66.0804.70	Anello di fondo D. 18 176 Anello di fondo D. 20 171 Anello di fondo D. 22 173 Anello di fondo D. 24 182	3
42	90.3616.00	OR D. 34.65x1.78NBR SH. 70 2137 171-173-176-182	3
43	90.2652.00 90.2690.00 90.2715.00 90.2738.00	Anello tenuta D. 18x26x6.5 LP 180-176 Anello tenuta D. 20x28x6.5 LP 170-171 Anello tenuta D. 22x30x6.5 LP 172-173 Anello tenuta D. 24x32x6.5 LP 181-182	3
44	66.2163.70 66.2160.70 66.2161.70 66.2164.70	Anello intermedio D. 18 176 Anello intermedio D. 20 171 Anello intermedio D. 22 173 Anello intermedio D. 24 182	3
45	90.2655.00 90.2692.00 90.2717.00 90.2741.00	Anello tenuta D. 18x28x10 HP 180-176 Anello tenuta D. 20x30x10 HP 170-171 Anello tenuta D. 22x32x10 HP 172-173 Anello tenuta D. 24x34x10 HP 181-182	3
46	47.2000.74	Piede pompa	2
47	96.7106.00	Rosetta D. 10.2 DIN 7980	4
48	99.3644.00	Vite M10x18 UNI 5931	4
49	90.9126.00	Boccola D. 22x25x30	3
50	90.1625.00	Anello rad. D. 22.0x32.0x5.5 2	3
51	96.7380.00	Rosetta D. 17.5x23.0x1.5	1
52	96.7700.00	Rosetta D. 26.5x32.0x1.5	1
53	98.2268.00	Tappo G 3/4"x16	1
54	98.2043.00	Tappo G 1/4"x13	3
55	98.2100.00	Tappo G 3/8"x13	1

SERIE 66

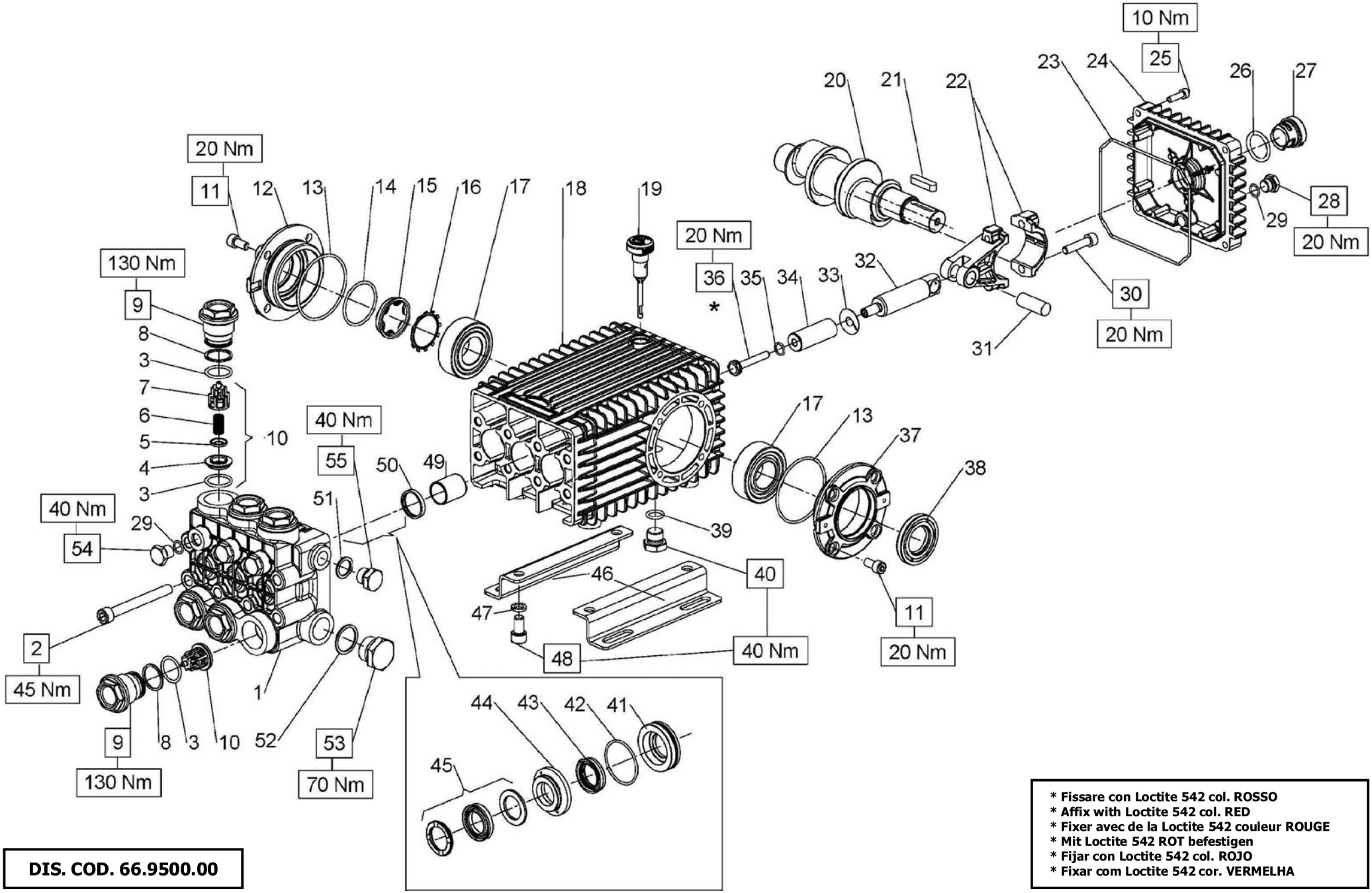

DIS. COD. 66.9500.00

*** Fissare con Loctite 542 col. ROSSO**
*** Affix with Loctite 542 col. RED**
*** Fixer avec de la Loctite 542 couleur ROUGE**
*** Mit Loctite 542 ROT befestigen**
*** Fijar con Loctite 542 col. ROJO**
*** Fixar com Loctite 542 cor. VERMELHA**

KIT RICAMBI – SPARE KITS

W1550

KIT Nr.	KIT 2	KIT 3	KIT 169	KIT 248	KIT 247
Posizioni incluse Positions included	51	39	3 - 4 5 - 6 7 (10)	44 - 46	42 - 43 44 - 45 46
Nr. Pcs.	3	2	6	3	1

POS	COD.	DESCRIZIONE – DESCRIPTION - KIT	NR
1	66.1246.41	Testata D. 28	1
2	99.3801.00	Vite M10x90 UNI 5931	8
3	90.3857.00	OR D. 23.81x2.62 NBR SH. 70 132 169	12
4	36.2033.66	Sede valvola 169	6
5	36.2034.76	Valvola sferica 169	6
6	94.7388.00	Molla Dm. 10.0x18.5 169	6
7	36.2035.51	Guida valvola 169	6
8	90.5165.00	Anello antiest. D. 24.7x29.0x1.5	6
9	66.1300.41	Tappo M32x1.5x29.5	6
10	36.7127.01	Gr. valvola aspiraz./mandata 169	6
11	99.3039.00	Vite M8x16 UNI 5931	8
12	47.1512.22	Coperchio cuscinetto lato spia	1
13	90.3913.00	OR D. 67.95x2.62 NBR SH. 70 3268	2
14	90.3877.00	OR D. 39.34x2.62 NBR SH. 70 3156	1
15	70.2118.01	Spia livello olio	1
16	90.0756.00	Anello d'arresto D. 45	1
17	91.8380.00	Cuscinetto a rulli	2
18	66.0100.22	Carter pompa	1
19	98.2106.00	Tappo carico olio G 3/8"	1
20	66.0200.35	Albero ecc. C.19	1
21	91.4892.00	Linguetta 9x7x35 UNI 6604	1
22	66.0300.01	Biella completa	3
23	90.3922.00	OR D. 133.02x2.62 NBR SH. 70 3525	1

POS	COD.	DESCRIZIONE – DESCRIPTION - KIT	NR
24	66.1600.22	Coperchio posteriore	1
25	99.1884.00	Vite M6x20 UNI 5931	4
26	90.4051.00	OR D. 26.58x3.53 NBR SH. 70 4106	1
27	63.2100.51	Spia livello olio	1
28	98.2042.50	Tappo G 1/4"x9 TE17 – Zinc.	1
29	90.3585.00	OR D. 10.82x1.78 NBR SH. 70 2043	4
30	99.3099.00	Vite M8x35 UNI 5931	6
31	97.7405.00	Spinotto D. 14x39	3
32	66.0500.66	Guida pistone	3
33	96.7101.00	Rosetta D. 10.0x28.0x0.5	3
34	66.0410.09	Pistone D. 28x54	3
35	90.3584.00	OR D. 10.82x1.78 NBR SH. 90 2043	3
36	66.2195.66	Vite fissaggio pistone	3
37	47.1510.22	Coperchio cuscinetto aperto	1
38	90.1648.00	Anello rad. D. 30.0x55.0x7.0 3	1
39	90.3833.00	OR D. 13.95x2.62 NBR SH. 70 3056	1
40	98.2100.50	Tappo G 3/8"x13 TE22 Zinc.	1
41	66.0825.70	Anello di fondo D. 28 247	3
42	90.3620.00	OR D. 37.82x1.78 NBR SH. 70 2150 247	3
43	90.2753.00	Anello tenuta D. 28x36x6.5 LP 247-248	3
44	66.2200.70	Anello intermedio D. 28 247	3
45	90.2754.00	Anello tenuta D. 28x38x10 HP 247-248	3
46	47.2000.74	Piede pompa	2

POS	COD.	DESCRIZIONE – DESCRIPTION - KIT	NR
47	96.7106.00	Rosetta D. 10.2 DIN 7980	4
48	99.3644.00	Vite M10x18 UNI 5931	4
49	90.9126.00	Boccola D. 22x25x30	3
50	90.1625.00	Anello rad. D. 22.0x32.0x5.5 2	3
51	96.7380.00	Rosetta D. 17.5x23.0x1.5	1
52	96.7700.00	Rosetta D. 26.5x32.0x1.5	1
53	98.2268.00	Tappo G 3/4"x16	1
54	98.2043.00	Tappo G 1/4"x13	3
55	98.2100.00	Tappo G 3/8"x13	1

SERIE 66

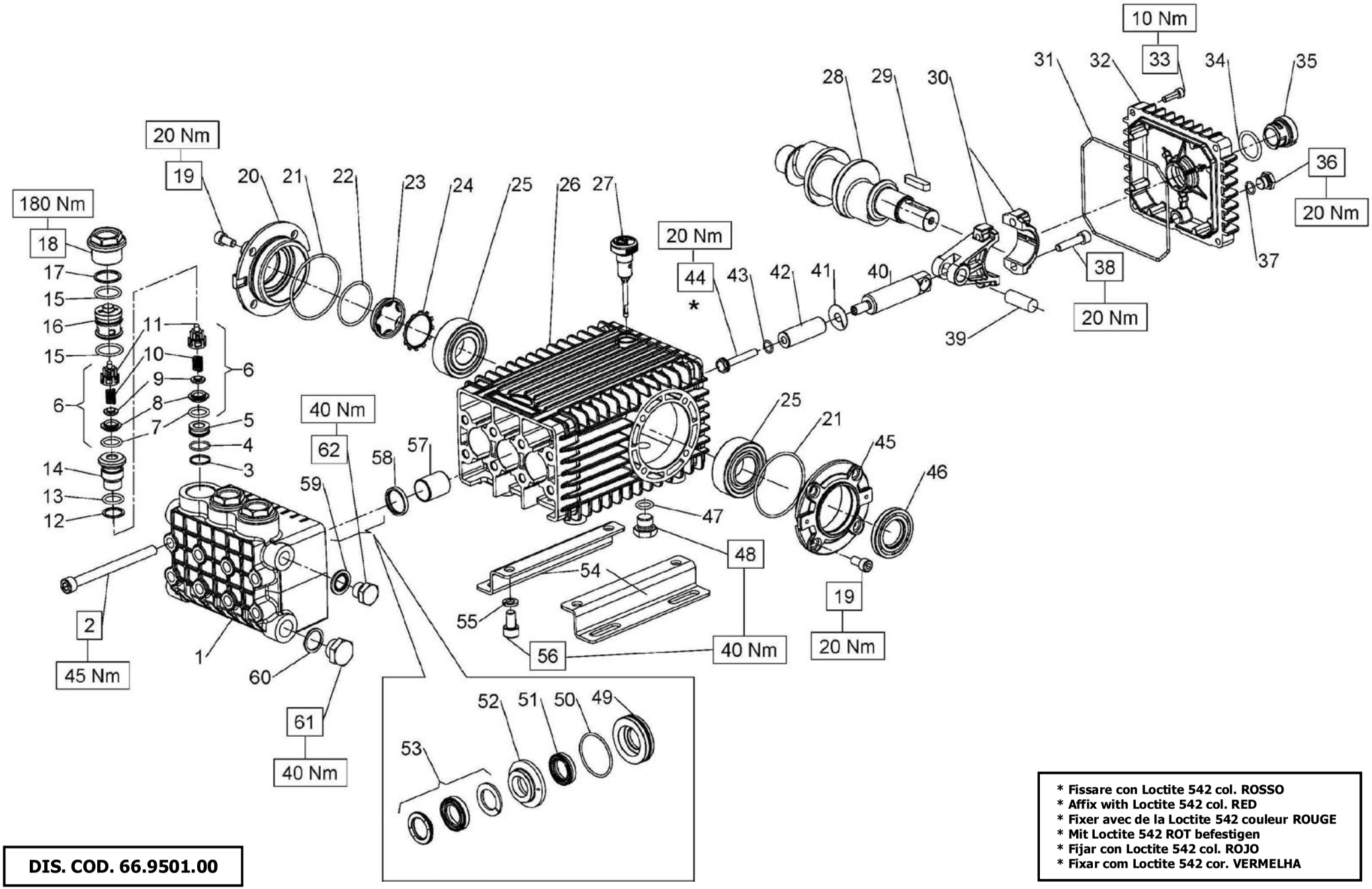

* Fissare con Loctite 542 col. ROSSO
* Affix with Loctite 542 col. RED
* Fixer avec de la Loctite 542 couleur ROUGE
* Mit Loctite 542 ROT befestigen
* Fijar con Loctite 542 col. ROJO
* Fixar com Loctite 542 cor. VERMELHA

DIS. COD. 66.9501.00

W5015 - W4518 - W4015
W4018 - W3521 - W3523
T4018 - W5018 - T5018
T5015

KIT RICAMBI – SPARE KITS

				PISTONE - PISTON D. 16		PISTONE - PISTON D. 18	
KIT Nr.	**KIT 2**	**KIT 3**	**KIT 150**	**KIT 174**	**KIT 175**	**KIT 180**	**KIT 176**
Posizioni incluse Positions included	**59**	**47**	**7 - 8 9 - 10 11 (6)**	**52 - 54**	**50 - 51 52 - 53 54**	**52 - 54**	**50 - 51 52 - 53 54**
Nr. Pcs.	**3**	**2**	**6**	**3**	**1**	**3**	**1**

	PISTONE – PISTON – D. 16	PISTONE – PISTON – D. 18
OTTONE BRASS	W5015 - W4518 - W4015 W4018 - T4018	W3521 - W3523
NICKEL	W5018 - T5018 - T5015	-

POS	COD.	DESCRIZIONE – DESCRIPTION - KIT	NR
1	66.1210.41 66.1211.41 66.1240.41 66.1247.41	Testata D. 16 Testata D. 18 Testata D. 16 - W5015 W4518 Testata D. 16 - NICKEL	1
2	99.3820.00	Vite M10x120 UNI 5931	8
3	90.5118.00	Anello antiest. D. 19.5x22.0x1.5	3
4	90.3596.00	OR D. 18.77x1.78 NBR SH. 70 2075	3
5	66.2102.70	Distanziale	3
6	36.7121.01	Gr. valvola aspiraz./mandata 150	6
7	90.3841.00	OR D. 17.13x2.62 NBR SH. 70 3068 150	6
8	36.2003.66	Sede valvola 150	6
9	36.2032.66	Valvola sferica 150	6
10	94.7376.00	Molla Dm. 9.4x14.8 150	6
11	36.2025.51	Guida valvola 150	6
12	90.5115.00	Anello antiest. D. 18.7x23.0x1.5	3
13	90.3843.00	OR D. 17.86x2.62 NBR SH. 70 123	3
14	66.2101.66	Bussola	3
15	90.3857.00	OR D. 23.81x2.62 NBR SH. 70 132	6
16	66.2100.70	Tappo D. 29	3
17	90.5165.00	Anello antiest. D. 24.7x29.0x1.5	3

POS	COD.	DESCRIZIONE – DESCRIPTION - KIT	NR
18	66.1301.41 66.1310.41	Tappo valvole M32x1.5x18.5 Tappo valvole M32x1.5x18.5 - NK	3
19	99.3039.00	Vite M8x16 UNI 5931	8
20	47.1512.22	Coperchio cuscinetto lato spia	1
21	90.3913.00	OR D. 67.95x2.62 NBR SH. 70 3268	2
22	90.3877.00	OR D. 39.34x2.62 NBR SH. 70 3156	1
23	70.2118.01	Spia livello olio	1
24	90.0756.00	Anello d'arresto D. 45	1
25	91.8380.00	Cuscinetto a rulli	2
26	66.0100.22	Carter pompa	1
27	98.2106.00	Tappo carico olio	1
28	66.0200.35 66.0204.35 66.0211.35	Albero ecc. C.19 – W5015 W4015 W3521 T4018 T5018 Albero ecc. C.21 – W4518 W4018 W3523 W5018 Albero ecc. C.16 - T5015	1
29	91.4892.00	Linguetta 9x7x35 UNI 6604	1
30	66.0300.01	Biella completa	3
31	90.3922.00	OR D. 133.02x2.62 NBR SH. 70 3525	1
32	66.1600.22	Coperchio posteriore	1
33	99.1884.00	Vite M6x20 UNI 5931	4
34	90.4051.00	OR D. 26.58x3.53 NBR SH. 70 4106	1
35	63.2100.51	Spia livello olio	1
36	98.2042.50	Tappo G 1/4"x9 TE17 – Zinc.	1
37	90.3585.00	OR D. 10.82x1.78 NBR SH. 70 2043	1
38	99.3099.00	Vite M8x35 UNI 5931	6

POS	COD.	DESCRIZIONE – DESCRIPTION - KIT	NR
39	97.7405.00	Spinotto D. 14x39	3
40	66.0500.66	Guida pistone	3
41	96.7101.00	Rosetta D. 10.0x28.0x0.5	3
42	66.0402.09 66.0403.09	Pistone D. 16x54 Pistone D. 18x54	3
43	90.3584.00	OR D. 10.82x1.78 NBR SH. 90 2043	3
44	66.2195.66	Vite fissaggio pistone	3
45	47.1510.22	Coperchio cuscinetto aperto	1
46	90.1648.00	Anello rad. D. 30.0x56.0x7.0 3	1
47	90.3833.00	OR D. 13.95x2.62 NBR SH. 70 3056	1
48	98.2100.50	Tappo G 3/8"x13 TE22 – Zinc.	1
49	66.0802.70 66.0803.70	Anello di fondo D. 16 175 Anello di fondo D. 18 176	3
50	90.3616.00	OR D. 34.65x1.78 NBR SH. 70 2137 175-176	3
51	90.2631.00 90.2652.00	Anello tenuta D. 16x24x6.5 LP 174-175 Anello tenuta D. 18x26x6.5 LP 180-176	3
52	66.2162.70 66.2163.70	Anello intermedio D. 16 175 Anello intermedio D. 18 176	3
53	90.2634.00 90.2655.00	Anello tenuta D. 16x26x9.5 HP 174-175 Anello tenuta D. 18x28x10 HP 180-176	3
54	47.2000.74	Piede pompa	2
55	96.7106.00	Rosetta D. 10.2 DIN 7980	4
56	99.3644.00	Vite M10x18 UNI 5931	4
57	90.9126.00	Boccola D. 22x25x30	3
58	90.1625.00	Anello rad. D. 22.0x32.0x5.5 2	3
59	93.1858.00	Rondella di tenuta G 3/8"	1
60	96.7514.00	Rosetta D. 21.5x27.0x1.5	1
61	98.2176.00	Tappo G 1/2"x10	1
62	98.2100.00	Tappo G 3/8"x13	1

SERIE 66

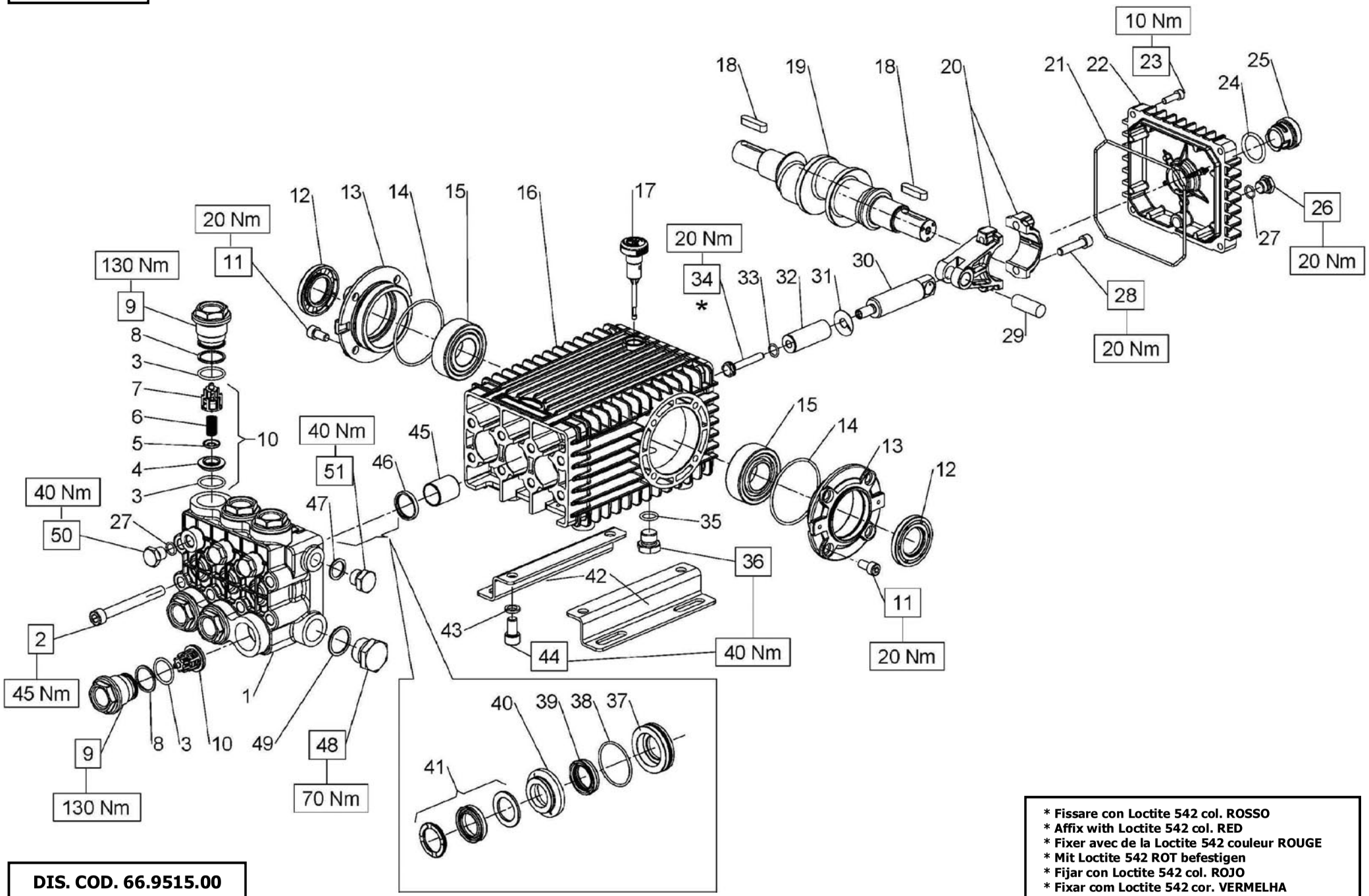

DIS. COD. 66.9515.00

*** Fissare con Loctite 542 col. ROSSO**
*** Affix with Loctite 542 col. RED**
*** Fixer avec de la Loctite 542 couleur ROUGE**
*** Mit Loctite 542 ROT befestigen**
*** Fijar con Loctite 542 col. ROJO**
*** Fixar com Loctite 542 cor. VERMELHA**

W3021 - W2525 - W3025 - W2030
W1550 - T3025 - T2530 - T2830

KIT RICAMBI – SPARE KITS

KIT Nr.	KIT 2	KIT 3	KIT 169	KIT 180	KIT 176	KIT 170	KIT 171	KIT 172	KIT 173	KIT 248	KIT 247
				PISTONE - PISTON D. 18		PISTONE - PISTON D. 20		PISTONE - PISTON D. 22		PISTONE - PISTON D. 28	
Posizioni incluse Positions included	47	12	3 – 4 5 – 6 7 (10)	40 – 42	38 - 39 40 - 41 42	40 – 42	38 - 39 40 - 41 42	40 – 42	38 - 39 40 - 41 42	40 – 42	38 - 39 40 - 41 42
Nr. Pcs.	3	2	6	3	1	3	1	3	1	3	1

PISTONE - PISTON D. 18	PISTONE - PISTON D. 20
W3021 - T3025	W2525 - W3025 - T2530 - T2830
PISTONE - PISTON D. 22	**PISTONE - PISTON D. 28**
W2030	W1550

POS	COD.	DESCRIZIONE – DESCRIPTION - KIT	NR
1	66.1245.41 66.1200.41 66.1201.41 66.1246.41	Testata D. 18 Testata D. 20 Testata D. 22 Testata D. 28	1
2	99.3801.00	Vite M10x90 UNI 5931	8
3	90.3857.00	OR D. 23.81x2.62 NBR SH. 70 132 169	12
4	36.2033.66	Sede valvola sferica 169	6
5	36.2034.76	Valvola sferica 169	6
6	94.7388.00	Molla Dm. 10.0x18.5 169	6
7	36.2035.51	Guida valvola 169	6
8	90.5165.00	Anello antiest. D. 24.7x19.0x1.5	6
9	66.1300.41	Tappo M32x1.5x29.5	6
10	36.7127.01	Gr. valvola aspiraz./mandata 169	6
11	99.3039.00	Vite M8x16 UNI 5931	8
12	90.1648.00	Anello rad. D. 30.0x55.0x7.0 3	2
13	47.1510.22	Coperchio cuscinetto aperto	2
14	90.3913.00	OR D. 67.95x2.62 NBR SH. 70 3268	2
15	91.8380.00	Cuscinetto a rulli	2
16	66.0100.22	Carter pompa	1

POS	COD.	DESCRIZIONE – DESCRIPTION - KIT	NR
17	98.2106.00	Tappo carico olio G 3/8"	1
18	91.4892.00	Linguetta 9x7x35 UNI 6604	2
19	66.0210.35	Albero ecc. C.19	1
20	66.0300.01	Biella completa	3
21	90.3922.00	OR D. 133.02x2.62 NBR SH. 70 3525	1
22	66.1600.22	Coperchio posteriore	1
23	99.1884.00	Vite M6x20 UNI 5931	4
24	90.4051.00	OR D. 26.58x3.53 NBR SH. 70 106	1
25	63.2100.51	Spia livello olio	1
26	98.2042.50	Tappo G 1/4"x9 TE17 – Zinc.	1
27	90.3585.00	OR D. 10.82x1.78 NBR SH. 70 2043	1
28	99.3099.00	Vite M8x35 UNI 5931	6
29	97.7405.00	Spinotto D. 14x39	3
30	66.0500.66	Guida pistone	3
31	96.7101.00	Rosetta D. 10.0x28.0x0.5	3
32	66.0403.09 66.0400.09 66.0401.09 66.0410.09	Pistone D. 18x54 Pistone D. 20x54 Pistone D. 22x54 Pistone D. 28x54	3
33	90.3584.00	OR D. 10.82x1.78 NBR SH. 90 2043	3
34	66.2195.66	Vite fissaggio pistone	3
35	90.3833.00	OR D. 13.95x2.62 NBR SH. 70 3056	1
36	98.2100.50	Tappo G 3/8"x13 TE22 – Zinc.	1

POS	COD.	DESCRIZIONE – DESCRIPTION - KIT	NR
37	66.0803.70 66.0800.70 66.0801.70 66.0825.70	Anello di fondo D. 18 176 Anello di fondo D. 20 171 Anello di fondo D. 22 173 Anello di fondo D. 28 247	3
38	90.3616.00 90.3620.00	OR D. 34.65x1.78 NBR SH. 70 2137 171-173-176-182 OR D. 37.82x1.78 NBR SH. 70 2150 247	3
39	90.2652.00 90.2690.00 90.2715.00 90.2753.00	Anello tenuta D. 18x26x6.5 LP 180-176 Anello tenuta D. 20x28x6.5 LP 170-171 Anello tenuta D. 22x30x6.5 LP 172-173 Anello tenuta D. 28x36x6.5 LP 247-248	3
40	66.2163.70 66.2160.70 66.2161.70 66.2200.70	Anello intermedio D. 18 176 Anello intermedio D. 20 171 Anello intermedio D. 22 173 Anello intermedio D. 28 247	3
41	90.2655.00 90.2692.00 90.2717.00 90.2754.00	Anello tenuta D. 18x28x10 HP 180-176 Anello tenuta D. 20x30x10 HP 170-171 Anello tenuta D. 22x32x10 HP 172-173 Anello tenuta D. 28x38x10 HP 247-248	3
42	47.2000.74	Piede pompa	2
43	96.7106.00	Rosetta D. 10.2 DIN 7980	4
44	99.3644.00	Vite M10x18 UNI 5931	4
45	90.9126.00	Boccola D. 22x25x30	3
46	90.1625.00	Anello rad. D. 22.0x32.0x5.5 2	3
47	96.7380.00	Rosetta D. 17.5x23.0x1.5	1
48	98.2268.00	Tappo G 3/4"x16	1
49	96.7700.00	Rosetta D. 26.5x32.0x1.5	1
50	98.2043.00	Tappo G 1/4"x13	3
51	98.2100.00	Tappo G 3/8"x13	1

SERIE 66

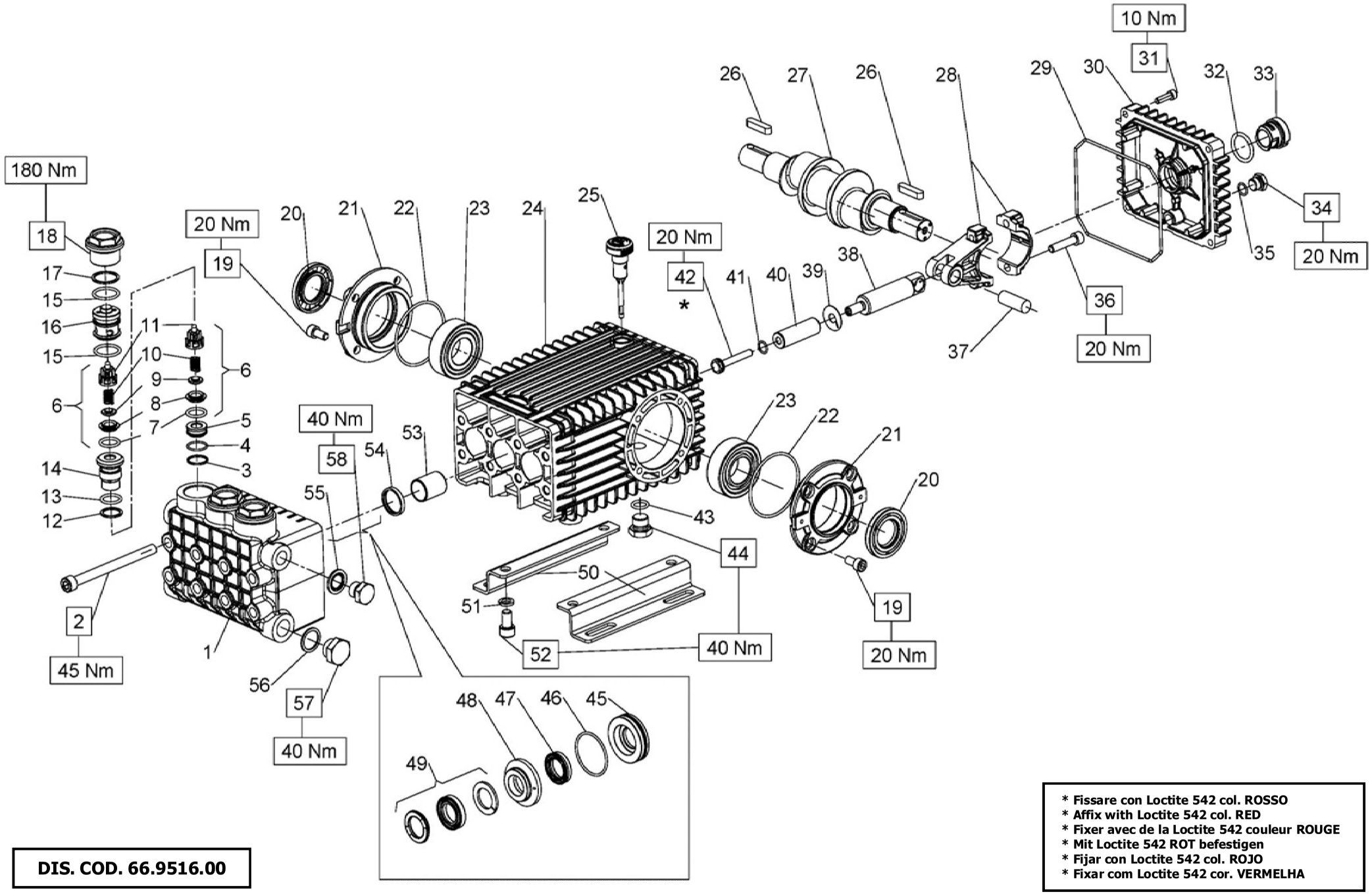

* Fissare con Loctite 542 col. ROSSO
* Affix with Loctite 542 col. RED
* Fixer avec de la Loctite 542 couleur ROUGE
* Mit Loctite 542 ROT befestigen
* Fijar con Loctite 542 col. ROJO
* Fixar com Loctite 542 cor. VERMELHA

DIS. COD. 66.9516.00

W5015 - W4015 - W3521
T4018 - T5018

KIT RICAMBI – SPARE KITS

KIT Nr.	KIT 2	KIT 3	KIT 150	KIT 174	KIT 175	KIT 180	KIT 176
				PISTONE - PISTON D. 16		PISTONE - PISTON D. 18	
Posizioni incluse Positions included	55	20	7 - 8 9 - 10 11 (6)	48 - 50	46 - 47 48 - 49 50	48 - 50	46 - 47 48 - 49 50
Nr. Pcs.	3	2	6	3	1	3	1

PISTONE - PISTON D. 16	PISTONE - PISTON D. 18
W5015 - W4015 - T4018 - T5018	W3521

POS	COD.	DESCRIZIONE – DESCRIPTION - KIT	NR
1	66.1210.41 66.1211.41 66.1240.41	Testata D. 16 Testata D. 18 Testata D. 16 - W5015 W4518	1
2	99.3820.00	Vite M10x120 UNI 5931	8
3	90.5118.00	Anello antiestr. D. 19.5x22.0x1.5	3
4	90.3596.00	OR D. 18.77x1.78 NBR SH. 70 2075	3
5	66.2102.70	Distanziale	3
6	36.7121.01	Gr. valvola aspiraz./mandata 150	6
7	90.3841.00	OR D. 17.13x2.62 NBR SH. 70 3068 150	6
8	36.2003.66	Sede valvola 150	6
9	36.2032.66	Valvola sferica 150	6
10	94.7376.00	Molla Dm. 9.4x14.8 150	6
11	36.2025.51	Guida valvola 150	6
12	90.5115.00	Anello antiest. D. 18.7x23.0x1.5	3
13	90.3843.00	OR D. 17.86x2.62 NBR SH. 70 123	3
14	66.2101.66	Bussola	3
15	90.3857.00	OR D. 23.81x2.62 NBR SH. 70 132	6
16	66.2100.70	Tappo D. 29	3
17	90.5165.00	Anello antiest. D. 24.7x29.0x1.5	3
18	66.1301.41	Tappo valvole M32x1.5x18.5	3

POS	COD.	DESCRIZIONE – DESCRIPTION - KIT	NR
19	99.3039.00	Vite M8x16 UNI 5931	8
20	90.1648.00	Anello rad. D. 30.0x56.0x7.0 3	2
21	47.1510.22	Coperchio cuscinetto aperto	2
22	90.3913.00	OR D. 67.95x2.62 NBR SH. 70 3268	2
23	91.8380.00	Cuscinetto a rulli	2
24	66.0100.22	Carter pompa	1
25	98.2106.00	Tappo carico olio	1
26	91.4892.00	Linguetta 9x7x35 UNI 6604	2
27	66.0210.35	Albero ecc. C.19	1
28	66.0300.01	Biella completa	3
29	90.3922.00	OR D. 133.02x2.62 NBR SH. 70 3525	1
30	66.1600.22	Coperchio posteriore	1
31	99.1884.00	Vite M6x20 UNI 5931	4
32	90.4051.00	OR D. 26.58x3.53 NBR SH. 70 4106	1
33	63.2100.51	Spia livello olio	1
34	98.2042.50	Tappo G 1/4"x9 TE17 – Zinc.	1
35	90.3585.00	OR D. 10.82x1.78 NBR SH. 70 2043	1
36	99.3099.00	Vite M8x35 UNI 5931	6
37	97.7405.00	Spinotto D. 14x39	3
38	66.0500.66	Guida pistone	3
39	96.7101.00	Rosetta D. 10.0x28.0x0.5	3
40	66.0402.09 66.0403.09	Pistone D. 16x54 Pistone D. 18x54	3

POS	COD.	DESCRIZIONE – DESCRIPTION - KIT	NR
41	90.3584.00	OR D. 10.82x1.78 NBR SH. 90 2043	3
42	66.2195.66	Vite fissaggio pistone	3
43	90.3833.00	OR D. 13.95x2.62 NBR SH. 703056	1
44	98.2100.50	Tappo G 3/8"x13 TE22 – Zinc.	1
45	66.0802.70 66.0803.70	Anello di fondo D. 16 175 Anello di fondo D. 18 176	3
46	90.3616.00	OR D. 34.65x1.78 NBR SH. 70 2137 175-176	3
47	90.2631.00 90.2652.00	Anello tenuta D. 16x24x6.5 LP 174-175 Anello tenuta D. 18x26x6.5 LP 180-176	3
48	66.2162.70 66.2163.70	Anello intermedio D. 16 175 Anello intermedio D. 18 176	3
49	90.2634.00 90.2655.00	Anello tenuta D. 16x26x9.5 HP 174-175 Anello tenuta D. 18x28x10 HP 180-176	3
50	47.2000.74	Piede pompa	2
51	96.7106.00	Rosetta D. 10.2 DIN 7980	4
52	99.3644.00	Vite M10x18 UNI 5931	4
53	90.9126.00	Boccola D. 22x25x30	3
54	90.1625.00	Anello rad. D. 22.0x32.0x5.5 2	3
55	93.1858.00	Rondella di tenuta G 3/8"	1
56	96.7514.00	Rosetta D. 21.5x27.0x1.5	1
57	98.2176.00	Tappo G 1/2"x10	1
58	98.2100.00	Tappo G 3/8"x13	1

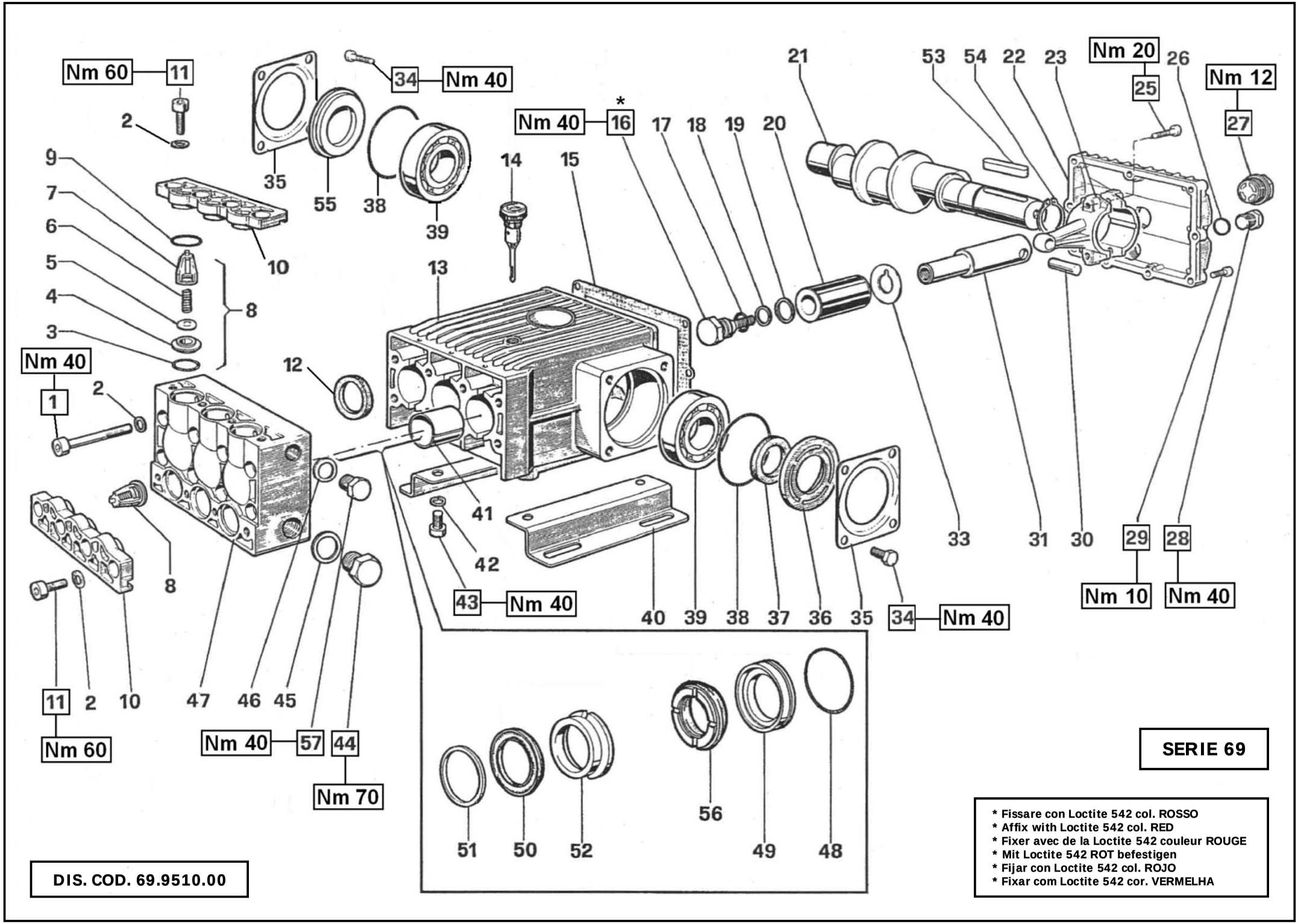
Nm 60
11
2
9
7
6
5
4
3
8
10
35
55
38
39
34
Nm 40
14
15
13
12
Nm 40
16
*
17
18
19
20
21
53
54
22
23
Nm 20
25
26
Nm 12
27
Nm 40
1
2
41
42
43
Nm 40
40
39
38
37
36
35
34
Nm 40
33
31
30
29
28
Nm 10
Nm 40
8
11
2
10
47
46
45
Nm 60
Nm 40
57
44
Nm 70
51
50
52
56
49
48
SERIE 69
* Fissare con Loctite 542 col. ROSSO
* Affix with Loctite 542 col. RED
* Fixer avec de la Loctite 542 couleur ROUGE
* Mit Loctite 542 ROT befestigen
* Fijar con Loctite 542 col. ROJO
* Fixar com Loctite 542 cor. VERMELHA
DIS. COD. 69.9510.00

W4 - T41

KIT RICAMBI – SPARE KITS

KIT Nr.	KIT 32	KIT 37	KIT 38	KIT 39	KIT 40	KIT 41	KIT 42	KIT 62	KIT 74
Posizioni incluse Positions included	37	12	50 – 56	48 - 49 50 - 51 52 - 56	48 - 49	51	52	3 - 4 5 - 6 7 (8)	16 - 17 18 - 19
Nr. Pcs.	2	3	3	1	3	6	3	6	3

POS	COD.	DESCRIZIONE – DESCRIPTION - KIT	NR
1	99.3787.00	Vite M10x80 UNI 5931	8
2	96.7104.00	Rosetta D. 10.5x16.0x1.0	16
3	90.3859.00	OR D. 25.07x2.62 NBR SH. 70 3100 62	6
4	36.2017.66	Sede valvola 62	6
5	36.2018.76	Valvola 62	6
6	94.7394.00	Molla Dm. 10.7x22.5 62	6
7	36.2008.51	Guida valvola 62	6
8	36.7060.01	Gr. valvola aspiraz./mandata 62	6
9	90.4055.00	OR D. 29.75x3.53 NBR SH. 70 4118	6
10	69.2180.22	Coperchio valvole	2
11	99.3671.00	Vite M10x25 UNI 5931	8
12	90.1656.00	Anello rad. D. 32.0x42.0x7.0 37	3
13	69.0100.22	Carter pompa	1
14	98.2106.00	Tappo carico olio G 3/8”	1
15	69.2119.84	Guarnizione coperchio posteriore	1
16	69.2195.66	Vite fissaggio pistone 74	3
17	90.3841.00	OR D. 17.13x2.62 NBR SH. 70 3068 74	3
18	90.5107.00	Anello antiest. D. 17.4x22.0x1.5 74	3
19	96.7555.00	Rosetta D. 22.0x27.0x0.5 74	3
20	69.0400.09	Pistone D. 36x60	3
21	69.0205.35	Albero ecc. C.24	1
22	69.1600.22	Coperchio posteriore carter	1

POS	COD.	DESCRIZIONE – DESCRIPTION - KIT	NR
23	69.0300.01	Biella completa	3
25	99.3099.00	Vite M8x35 UNI 5931	6
26	90.3833.00	OR D. 13.95x2.62 NBR SH. 70 3056	1
27	97.5968.00	Spia livello olio G 3/4”	1
28	98.2100.50	Tappo G 3/8”x13 TE22 – Zinc.	1
29	99.1867.00	Vite M6x18 UNI 5931	9
30	97.7398.00	Spinotto D. 14x31.5	3
31	69.0500.22	Guida pistone	3
33	96.7565.00	Rosetta D. 22.3x41.2x0.5	3
34	99.3636.00	Vite M10x16 UNI 5739	8
35	68.1500.74	Coperchio laterale carter	2
36	69.2115.51	Distanziale	1
37	90.1672.00	Anello rad. D. 35.0x52.0x8.0 32	1
38	90.4131.00	OR D. 73.03x3.53 NBR SH. 70 176	2
39	91.8480.00	Cuscinetto a sfere	2
40	47.2000.74	Piedino pompa	2
41	90.9162.00	Boccola D. 32x36x40	3
42	96.7106.00	Rosetta D. 10.2 DIN 7980	4
43	99.3644.00	Vite M10x18 UNI 5931	4
44	98.2265.00	Tappo G 3/4”x16	1
45	96.7700.00	Rosetta D. 26.5x32.0x1.5	1
46	96.7380.00	Rosetta D. 17.5x23.0x1.5	1

POS	COD.	DESCRIZIONE – DESCRIPTION - KIT	NR
47	69.1200.22	Testata pompa D.36	1
48	90.3885.00	OR D. 45.69x2.62 NBR SH. 70 3181 39-40	3
49	69.0802.70	Anello di fondo D. 36 39-40	3
50	90.2820.00	Anello ten. alt. D. 36x48x6/3.5 HP 38-39	3
51	69.1002.93	Anello di testa D. 36 39-41	3
52	69.2168.70	Anello intermedi D. 36 39-42	3
53	91.4969.00	Linguetta 10x8x40 Uni 6604	1
54	90.0695.00	Anello d’arresto D. 35 UNI 7435	1
55	69.2116.51	Distanziale	1
56	90.2823.00	Anello ten. alt. D. 36x48x7.5 LP 38-39	3
57	98.2100.00	Tappo G 3/8”x13	1

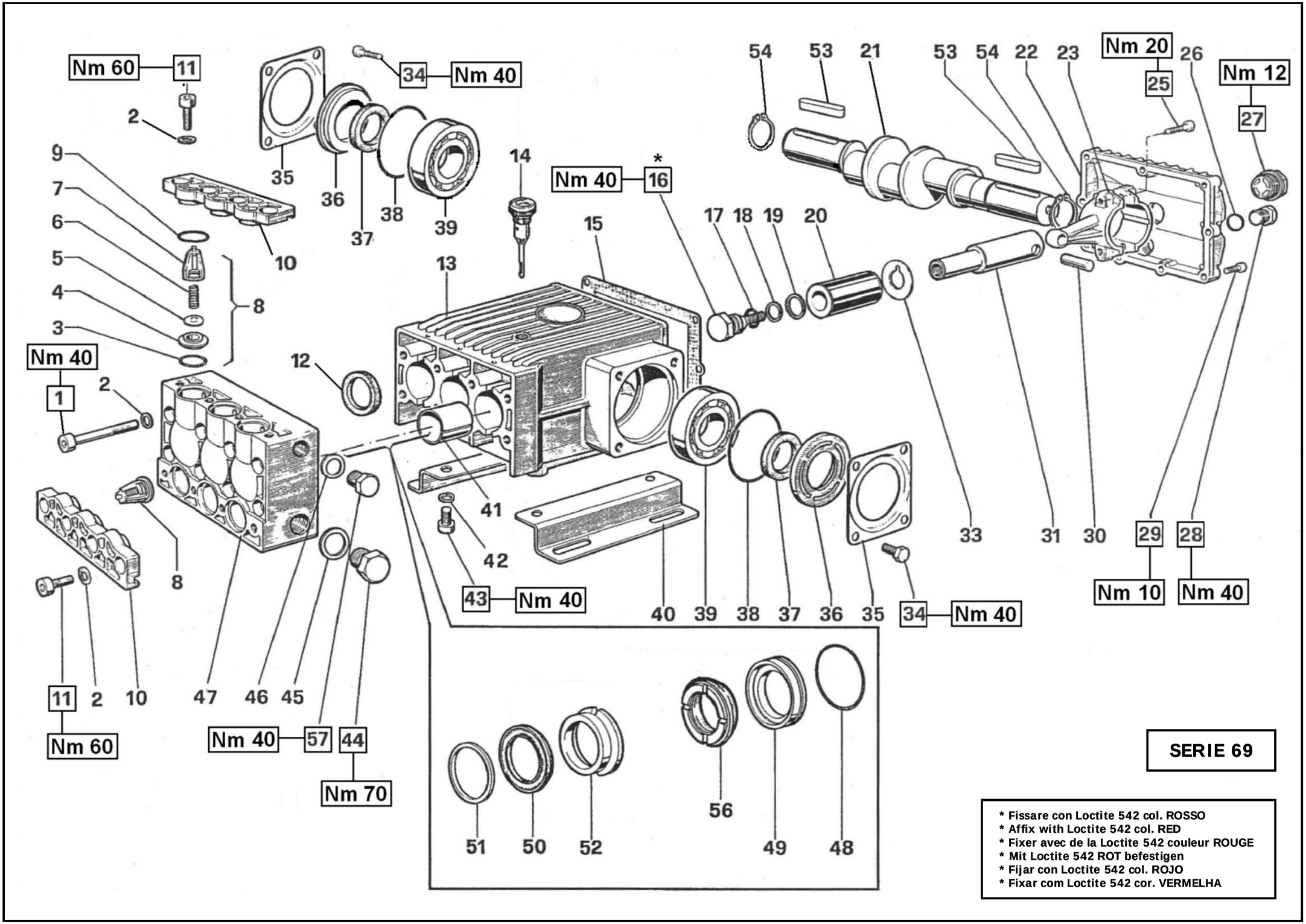
Nm 60
11
2
9
7
6
5
4
3
8
10
35
36
37
38
39
34
Nm 40
14
Nm 40
*
16
15
13
12
17
18
19
20
54
53
21
53
54
22
23
Nm 20
25
26
Nm 12
27
Nm 40
1
2
8
11
2
10
Nm 60
47
46
45
Nm 40
57
44
Nm 70
41
42
43
Nm 40
40
39
38
37
36
35
34
Nm 40
33
31
30
29
28
Nm 10
Nm 40
51
50
52
56
49
48
SERIE 69
* Fissare con Loctite 542 col. ROSSO
* Affix with Loctite 542 col. RED
* Fixer avec de la Loctite 542 couleur ROUGE
* Mit Loctite 542 ROT befestigen
* Fijar con Loctite 542 col. ROJO
* Fixar com Loctite 542 cor. VERMELHA

W4 - T41

KIT RICAMBI – SPARE KITS

KIT Nr.	KIT 32	KIT 37	KIT 38	KIT 39	KIT 40	KIT 41	KIT 42	KIT 62	KIT 74
Posizioni incluse Positions included	37	12	50 - 56	48 - 49 50 - 51 52 - 56	48 - 49	51	52	3 - 4 5 - 6 7 (8)	16 - 17 18 - 19
Nr. Pcs.	2	3	3	1	3	6	3	6	3

POS	COD.	DESCRIZIONE – DESCRIPTION - KIT	NR
1	99.3787.00	Vite M10x80 UNI 5931	8
2	96.7104.00	Rosetta D. 10.5x16.0x1.0	16
3	90.3859.00	OR D. 25.07x2.62 NBR SH. 70 3100 62	6
4	36.2017.66	Sede valvola 62	6
5	36.2018.76	Valvola 62	6
6	94.7394.00	Molla Dm. 10.7x22.5 62	6
7	36.2008.51	Guida valvola 62	6
8	36.7060.01	Gr. valvola aspiraz./mandata 62	6
9	90.4055.00	OR D. 29.75x3.53 NBR SH. 70 4118	6
10	69.2180.22	Coperchio valvole	2
11	99.3671.00	Vite M10x25 UNI 5931	8
12	90.1656.00	Anello rad. D. 32.0x42.0x7.0 37	3
13	69.0100.22	Carter pompa	1
14	98.2106.00	Tappo carico olio G 3/8”	1
15	69.2119.84	Guarnizione coperchio posteriore	1
16	69.2195.66	Vite fissaggio pistone 74	3
17	90.3841.00	OR D. 17.13x2.62 NBR SH. 70 3068 74	3
18	90.5107.00	Anello antiest. D. 17.4x22.0x1.5 74	3
19	96.7555.00	Rosetta D. 22.0x27.0x0.5 74	3
20	69.0400.09	Pistone D. 36x60	3
21	69.0204.35	Albero ecc. C.24	1
22	69.1600.22	Coperchio posteriore carter	1

POS	COD.	DESCRIZIONE – DESCRIPTION - KIT	NR
23	69.0300.01	Biella completa	3
25	99.3099.00	Vite M8x35 UNI 5931	6
26	90.3833.00	OR D. 13.95x2.62 NBR SH. 70 3056	1
27	97.5968.00	Spia livello olio G 3/4”	1
28	98.2100.50	Tappo G 3/8”x13 TE22 – Zinc.	1
29	99.1867.00	Vite M6x18 UNI 5931	9
30	97.7398.00	Spinotto D. 14x31.5	3
31	69.0500.22	Guida pistone	3
33	96.7565.00	Rosetta D. 22.3x41.2x0.5	3
34	99.3636.00	Vite M10x16 UNI 5739	8
35	68.1500.74	Coperchio laterale carter	2
36	69.2115.51	Distanziale	2
37	90.1672.00	Anello rad. D. 35.0x52.0x8.0 32	2
38	90.4131.00	OR D. 73.03x3.53 NBR SH. 70 176	2
39	91.8480.00	Cuscinetto a sfere	2
40	47.2000.74	Piedino pompa	2
41	90.9162.00	Boccola D. 32x36x40	3
42	96.7106.00	Rosetta D. 10.2 DIN 7980	4
43	99.3644.00	Vite M10x18 UNI 5931	4
44	98.2265.00	Tappo G 3/4”x16	1
45	96.7700.00	Rosetta D. 26.5x32.0x1.5	1
46	96.7380.00	Rosetta D. 17.5x23.0x1.5	1

POS	COD.	DESCRIZIONE – DESCRIPTION - KIT	NR
47	69.1200.22	Testata pompa	1
48	90.3885.00	OR D. 45.69x2.62 NBR SH. 70 3181 39-40	3
49	69.0802.70	Anello di fondo D. 36 39-40	3
50	90.2820.00	Anello ten. alt. D. 36x48x6/3.5 HP 38-39	3
51	69.1002.93	Anello di testa D. 36 39-41	3
52	69.2168.70	Anello intermedi D. 36 39-42	3
53	91.4969.00	Linguetta 10x8x40 Uni 6604	2
54	90.0695.00	Anello d’arresto D. 35 UNI 7435	2
56	90.2823.00	Anello ten. alt. D. 36x48x7.5 LP 38-39	3
57	98.2100.00	Tappo G 3/8”x13	1

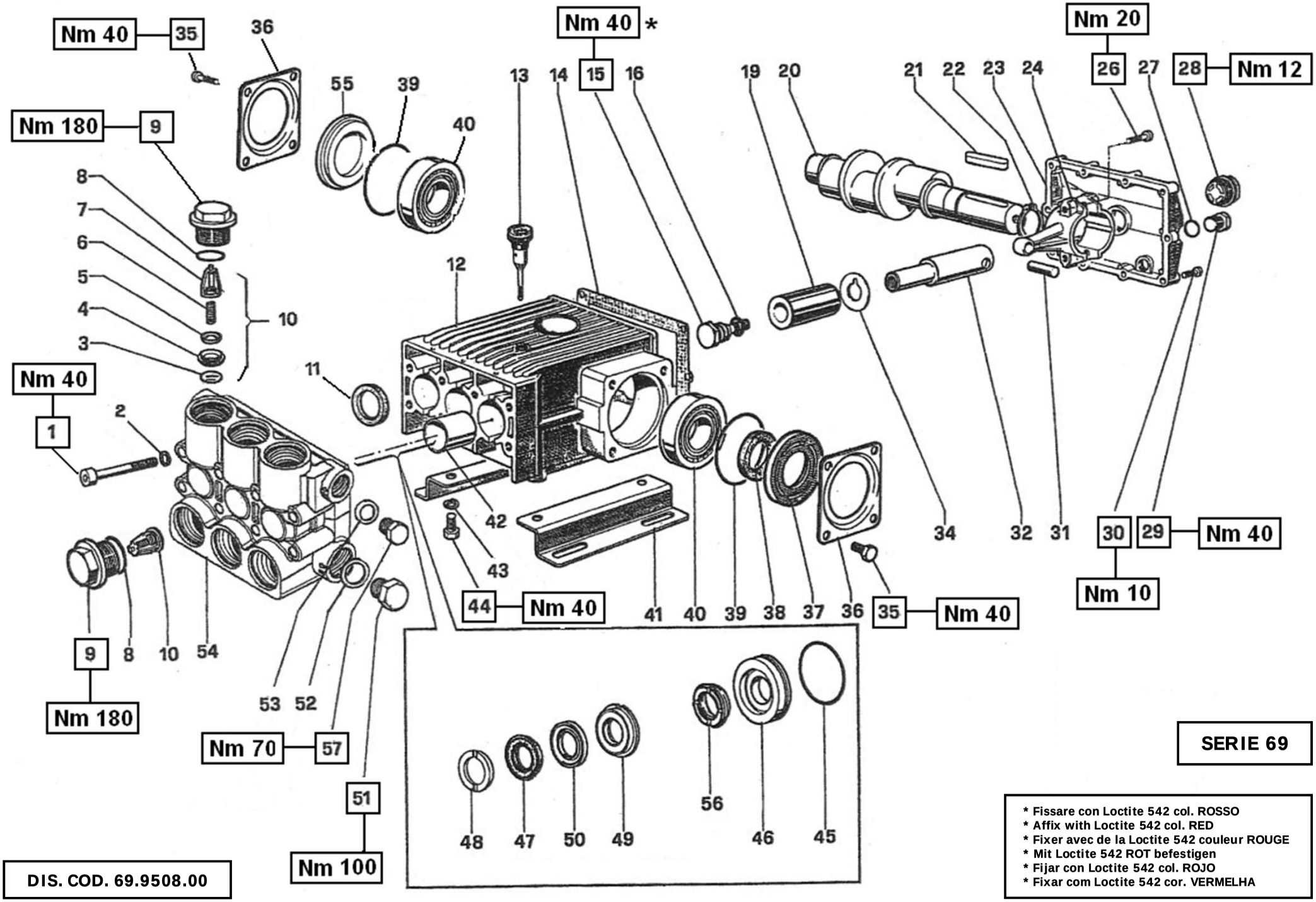
Nm 40
35
36
Nm 40 *
15
Nm 20
26
27
28
Nm 12
55
39
40
13
14
16
19
20
21
22
23
24
Nm 180
9
8
7
6
5
4
3
10
12
11
Nm 40
1
2
42
43
44
Nm 40
41
40
39
38
37
36
35
Nm 40
34
32
31
30
29
Nm 40
Nm 10
9
8
10
54
Nm 180
53
52
Nm 70
57
51
Nm 100
48
47
50
49
56
46
45
SERIE 69
* Fissare con Loctite 542 col. ROSSO
* Affix with Loctite 542 col. RED
* Fixer avec de la Loctite 542 couleur ROUGE
* Mit Loctite 542 ROT befestigen
* Fijar con Loctite 542 col. ROJO
* Fixar com Loctite 542 cor. VERMELHA
DIS. COD. 69.9508.00

W827 - T8271

KIT RICAMBI – SPARE KITS

KIT Nr.	KIT 32	KIT 37	KIT 40	KIT 41	KIT 43	KIT 188	KIT 189	KIT 190
Posizioni incluse Positions included	38	11	45 - 46	48	3 - 4 5 - 6 7 (10)	49	45 - 46 47 - 48 49 - 50 56	47 - 50 56
Nr. Pcs.	2	3	3	3	6	3	1	3

POS	COD.	DESCRIZIONE – DESCRIPTION - KIT	NR
1	99.3810.00	Vite M10x95 UNI 5931	8
2	96.7104.00	Rosetta D. 10.5x16x1	8
3	90.4059.00	OR D. 32.93x3.53 NBR SH. 70 4131 43	6
4	36.2011.66	Sede valvola 43	6
5	36.2010.76	Valvola sferica 43	6
6	94.7450.00	Molla Dm. 16.0x27.5 43	6
7	36.2009.51	Guida valvola 43	6
8	90.4065.00	OR D. 37.69x3.53 NBR SH. 70 4150	6
9	98.2420.00	Tappo M42x1.5x53	6
10	36.7065.01	Gr. valvola aspiraz./mandata 43	6
11	90.1656.00	Anello rad. D. 32.0x42.0x7.0 37	3
12	69.0100.22	Carter pompa	1
13	98.2106.00	Tappo carico olio G 3/8”	1
14	69.2119.84	Guarnizione coperchio posteriore	1
15	69.2196.66	Vite fissaggio pistone	3
16	90.3859.00	OR D. 25.07x2.62 NBR SH. 70 3100	3
19	69.0400.09	Pistone D. 36x60	3
20	69.0205.35	Albero ecc. C.24	1
21	91.4969.00	Linguetta 10x8x40 UNI 6604	1
22	90.0695.00	Anello d’arresto D. 35 UNI 7435	1
23	69.1600.22	Coperchio posteriore carter	1
24	69.0304.01	Biella completa	3

POS	COD.	DESCRIZIONE – DESCRIPTION - KIT	NR
26	99.3099.00	Vite M8x35 UNI 5931	6
27	90.3833.00	OR D. 13.95x2.62 NBR SH. 70 3056	1
28	97.5968.00	Spia livello olio G 3/4”	1
29	98.2100.50	Tappo G 3/8”x13 TE22 – Zinc.	1
30	99.1867.00	Vite M6x18 UNI 5931	9
31	97.7398.00	Spinotto D. 14x31.5	3
32	69.0503.54	Guida pistone	3
34	96.7565.00	Rosetta D. 22.3x42.0x0.5	3
35	99.3636.00	Vite M10x16 UNI 5739	8
36	68.1500.74	Coperchio laterale carter	2
37	69.2115.51	Distanziale	1
38	90.1672.00	Anello rad. D. 35.0x52.0x8.0 32	1
39	90.4131.00	OR D. 73.03x3.53 NBR SH. 70 176	2
40	91.8482.00	Cuscinetto a rulli	2
41	47.2000.74	Piedino pompa	2
42	90.9162.00	Boccola D. 32x36x40	3
43	96.7106.00	Rosetta D. 10.5 DIN 7980	4
44	99.3644.00	Vite M10x18 UNI 5931	4
45	90.3885.00	OR D. 45.69x2.62 NBR SH. 70 3181 40-189	3
46	69.0802.70	Anello di fondo D. 36 40-189	3
47	90.2820.00	Anello ten. alt. D. 36x48x6/3.5 HP 189-190	3

POS	COD.	DESCRIZIONE – DESCRIPTION - KIT	NR
48	69.1002.93	Anello di testa D. 36 41-189	3
49	69.2170.70	Anello intermedio D. 36 188-189	3
50	90.2818.00	Anello RESTOP D. 36x48x6/3 189-190	3
51	98.2325.00	Tappo G 1”x17	1
52	96.7870.00	Rosetta D. 33.5x38.0x1.5	1
53	96.7700.00	Rosetta D. 26.5x32.0x1.5	1
54	69.1218.41	Testata pompa	1
55	69.2116.51	Distanziale	1
56	90.2823.00	Anello ten. alt. D. 36x48x7.5 LP 189-190	3
57	98.2265.00	Tappo G 3/4”x16	1

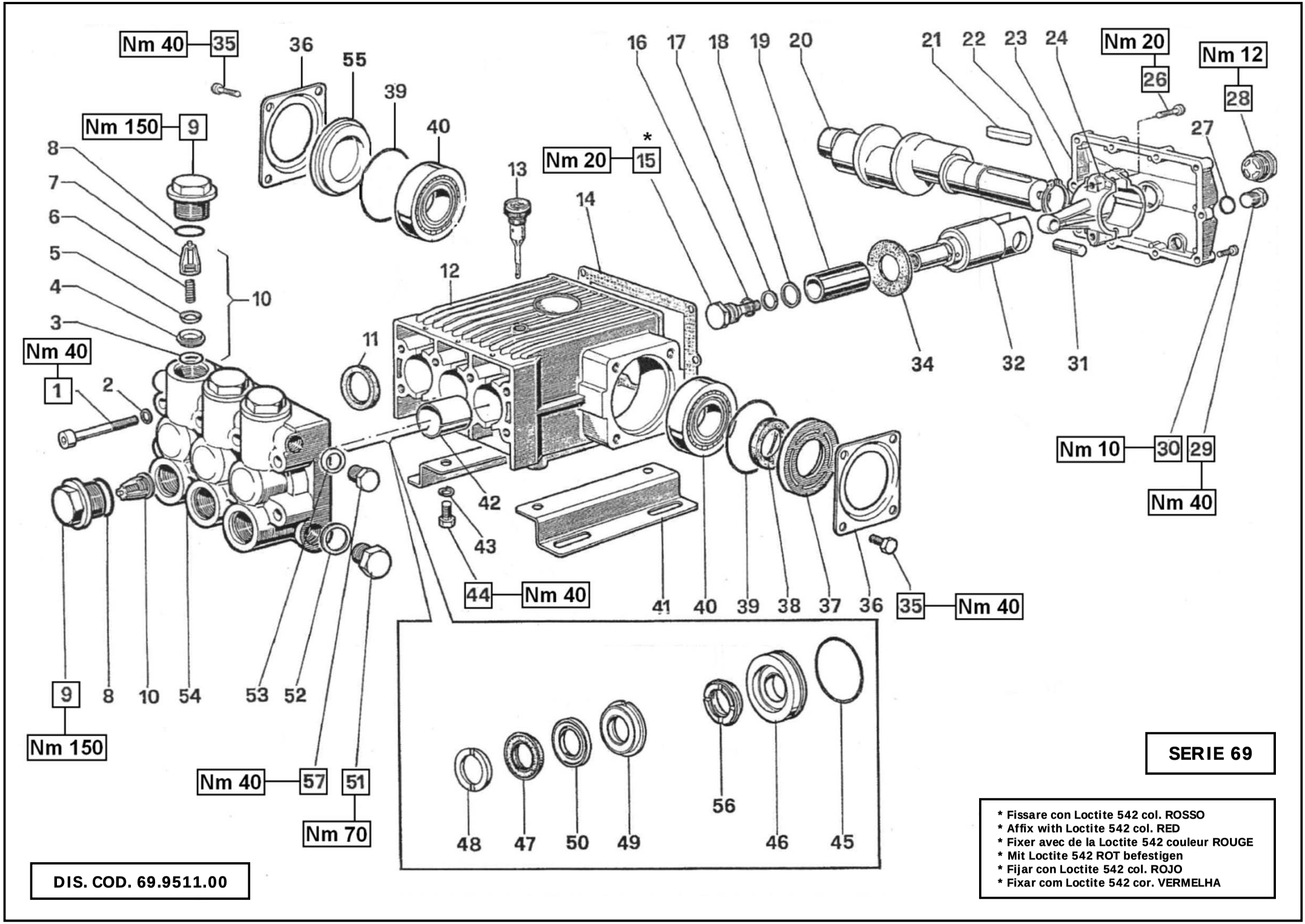
Nm 40
35
36
55
39
40
Nm 150
9
8
7
6
5
4
3
10
Nm 40
1
2
13
14
12
11
Nm 20
15
*
16
17
18
19
20
21
22
23
24
Nm 20
26
Nm 12
28
27
34
32
31
Nm 10
30
29
Nm 40
42
43
44
Nm 40
41
40
39
38
37
36
35
Nm 40
9
8
10
54
53
52
Nm 150
Nm 40
57
51
Nm 70
48
47
50
49
56
46
45
SERIE 69
* Fissare con Loctite 542 col. ROSSO
* Affix with Loctite 542 col. RED
* Fixer avec de la Loctite 542 couleur ROUGE
* Mit Loctite 542 ROT befestigen
* Fijar con Loctite 542 col. ROJO
* Fixar com Loctite 542 cor. VERMELHA
DIS. COD. 69.9511.00

WS104 - WS153 - TS1041 - TS1531

KIT RICAMBI – SPARE KITS

KIT Nr.	KIT 7	KIT 32	KIT 37	KIT 54	KIT 57	KIT 62	KIT 69	KIT 71	KIT 82
Posizioni incluse Positions included	48	38	11	15 - 16 17 - 18 34	45 - 46	3 - 4 5 - 6 7 (10)	47 - 50 56	49 - 50	45 - 46 47 - 48 49 - 50 56
Nr. Pcs.	6	2	3	3	3	6	3	3	1

POS	COD.	DESCRIZIONE – DESCRIPTION - KIT	NR
1	99.3787.00	Vite M10x80 UNI 5931	8
2	96.7104.00	Rosetta D. 10.5x16.0x1.0	8
3	90.3859.00	OR D. 25.07x2.62 NBR SH. 70 3100 62	6
4	36.2017.66	Sede valvola 62	6
5	36.2018.76	Valvola sferica 62	6
6	94.7394.00	Molla Dm. 10.7x22.5 62	6
7	36.2008.51	Guida valvola 62	6
8	90.4051.00	OR D. 26.58x3.53 NBR SH. 70 4106	6
9	98.2312.00	Tappo M32x2x20.5	6
10	36.7060.01	Gr. valvola aspiraz./mandata 62	6
11	90.1656.00	Anello rad. D. 32.0x42.0x7.0 37	3
12	69.0100.22	Carter pompa	1
13	98.2106.00	Tappo carico olio G 3/8”	1
14	69.2119.84	Guarnizione coperchio posteriore	1
15	69.2195.66	Vite fissaggio pistone 54	3
16	90.3885.00	OR D. 10.82x1.78 NBR SH. 70 3181 54	3
17	90.5067.00	Anello antiest. D. 11.0x14.0.x1.5 54	3
18	96.7280.00	Rosetta D. 14.0x18.5x0.5 54	3
19	47.0404.09	Pistone D. 20x50	3
20	69.0210.35	Albero ecc. C.22	1
21	91.4969.00	Linguetta 10x8x40 UNI 6604	1
22	90.0695.00	Anello d’arresto D. 35 UNI 7435	1

POS	COD.	DESCRIZIONE – DESCRIPTION - KIT	NR
23	69.1600.22	Coperchio posteriore carter	1
24	69.0300.01 69.0303.01	Biella completa - WS104 TS1041 Biella completa - WS153 TS1531	3
26	99.3099.00	Vite M8x35 UNI 5931	6
27	90.3833.00	OR D. 13.95x2.62 NBR SH. 70 3056	1
28	97.5968.00	Spia livello olio G 3/4”	1
29	98.2100.50	Tappo G 3/8”x13 TE22 – Zinc.	1
30	99.1867.00	Vite M6x18 UNI 5931	9
31	97.7398.00	Spinotto D. 14x31.5	3
32	69.0502.54	Guida pistone	3
34	69.2117.47	Anello di protezione 54	3
35	99.3636.00	Vite M10x16 UNI 5739	8
36	68.1500.74	Coperchio laterale carter	2
37	69.2115.51	Distanziale	1
38	90.1672.00	Anello rad. D. 35.0x52.0x8.0 32	1
39	90.4131.00	OR D. 73.03x3.53 NBR SH. 70 176	2
40	91.8480.00	Cuscinetto a sfere	2
41	47.2000.74	Piedino pompa	2
42	90.9162.00	Boccola D. 32x36x40	3
43	96.7106.00	Rosetta D. 10.5 DIN 7980	4
44	99.3644.00	Vite M10x18 UNI 5931	4
45	90.3885.00	OR D. 45.69x2.62 NBR SH. 70 3181 57-82	3

POS	COD.	DESCRIZIONE – DESCRIPTION - KIT	NR
46	69.0804.70	Anello di fondo D. 20 57-82	3
47	90.2705.00	Anello ten. alt. D. 20x35x7.5/4.5 HP 69-82	3
48	47.1000.51	Anello di testa D. 20 7-82	3
49	47.2169.70	Anello intermedio D. 20 71-82	3
50	90.2704.00	Anello RESTOP D. 20x35x5.5/2 69-71-82	3
51	98.2265.00	Tappo G 3/8”x16	1
52	96.7700.00	Rosetta D. 26.5x32.0x1.5	1
53	96.7380.00	Rosetta D. 17.5x23.0x1.5	1
54	69.1210.41	Testata pompa D.20	1
55	69.2116.51	Distanziale	1
56	90.2710.00	Anello ten. alt. D. 20x35x8.7 LP 69-82	3
57	98.2100.00	Tappo G 3/8”x13	1

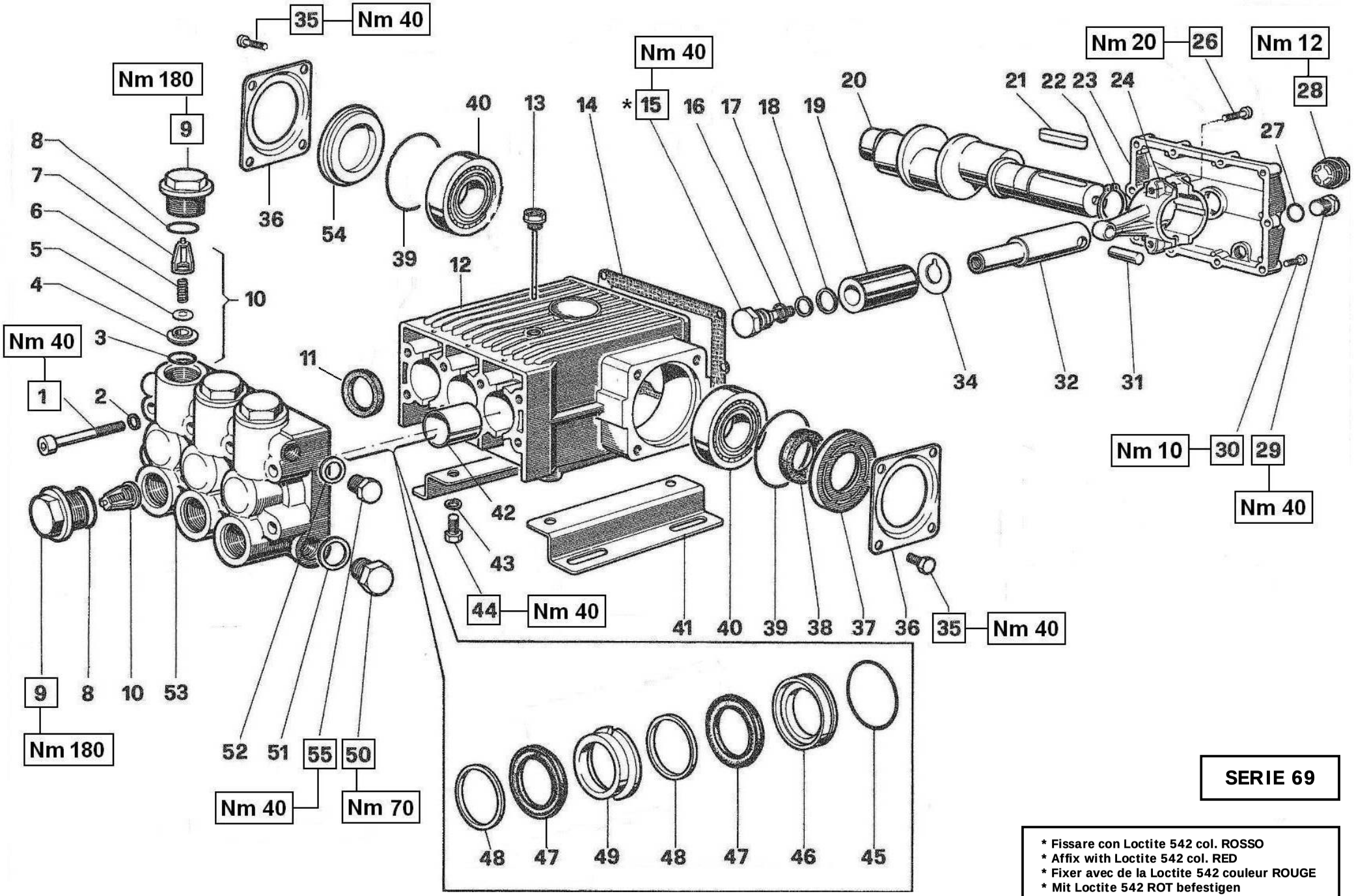

SERIE 69

* Fissare con Loctite 542 col. ROSSO
* Affix with Loctite 542 col. RED
* Fixer avec de la Loctite 542 couleur ROUGE
* Mit Loctite 542 ROT befestigen
* Fijar con Loctite 542 col. ROJO
* Fixar com Loctite 542 cor. VERMELHA

W103

KIT RICAMBI – SPARE KITS

KIT Nr.	KIT 32	KIT 37	KIT 62	KIT 63	KIT 64	KIT 65	KIT 66	KIT 74	KIT 67
Posizioni incluse Positions included	38	11	3 - 4 5 - 6 7 (10)	47	45 - 46	48	49	15 - 16 17 - 18	45 - 46 47 - 48 49
Nr. Pcs.	2	3	6	6	3	6	3	3	1

POS	COD.	DESCRIZIONE – DESCRIPTION - KIT	NR
1	99.3787.00	Vite M10x80 UNI 5931	8
2	96.7104.00	Rosetta D. 10.5x16.0x1.0	8
3	90.3859.00	OR D. 25.07x2.62 NBR SH.70 3100 62	6
4	36.2017.66	Sede valvola 62	6
5	36.2018.76	Valvola sferica 62	6
6	94.7394.00	Molla Dm. 10.7x22.5 62	6
7	36.2008.51	Guida valvola 62	6
8	90.4051.00	OR D. 26.58x3.53 NBR SH.70 4106	6
9	98.2312.00	Tappo M32x2x20.5	6
10	36.7060.01	Gr. valvola aspiraz./mandata 62	6
11	90.1656.00	Anello rad. D. 32.0x42.0x7.0 37	3
12	69.0100.22	Carter pompa	1
13	98.2106.00	Tappo carico olio G 3/8”	1
14	69.2119.84	Guarnizione coperchio posteriore	1
15	69.2195.66	Vite fissaggio pistone 74	3
16	90.3841.00	OR D. 17.13x2.62 NBR SH.70 3068 74	3
17	90.5107.00	Anello antiest. D. 17.4x22.0x1.5 74	3
18	96.7555.00	Rosetta D. 22.0x27.0x0.5 74	3
19	69.0401.09	Pistone D. 30x60.5	3
20	69.0205.35	Albero ecc. C.24	1
21	91.4969.00	Linguetta 10x8x40 UNI 6604	1
22	90.0695.00	Anello d’arresto D. 35	1

POS	COD.	DESCRIZIONE – DESCRIPTION - KIT	NR
23	69.1600.22	Coperchio posteriore carter	1
24	69.0304.01	Biella	3
26	99.3099.00	Vite M8x35 UNI 5931	6
27	90.3833.00	OR D. 13.95x2.62 NBR SH. 70 3056	1
28	97.5968.00	Spia livello olio G 3/4”	1
29	98.2100.50	Tappo G 3/8”x13 TE22 – Zinc.	1
30	99.1867.00	Vite M6x18 UNI 5931	9
31	97.7398.00	Spinotto D. 14x31.5	3
32	69.0500.22	Guida pistone	3
34	96.7565.00	Rosetta D. 22.3x42.0x0.5	3
35	99.3636.00	Vite M10x16 UNI 5739	8
36	68.1500.74	Coperchio laterale carter	2
37	69.2115.51	Distanziale	1
38	90.1672.00	Anello rad. D. 35.0x52.0x8.0 32	1
39	90.4131.00	OR D. 73.03x3.53 NBR SH.70 176	2
40	91.8480.00	Cuscinetto a sfere	2
41	47.2000.74	Piedino pompa	2
42	90.9162.00	Boccola D. 32x36x40	3
43	96.7106.00	Rosetta D. 10.2 DIN 7980	4
44	99.3644.00	Vite M10x18 UNI 5931	4
45	90.3885.00	OR D. 45.69x2.62 NBR SH.70 3181 64-67	3

POS	COD.	DESCRIZIONE – DESCRIPTION - KIT	NR
46	69.0800.70	Anello di fondo D. 30 64-67	3
47	90.2770.00	An. ten. alt. D. 30x45x7.5/4.5 HP 63-67	6
48	69.1000.51	Anello di testa D. 30 65-67	6
49	69.2167.70	Anello intermedio D. 30 66-67	3
50	98.2265.00	Tappo G 3/4”x16	1
51	96.7700.00	Rosetta D. 26.5x32.0x1.5	1
52	96.7380.00	Rosetta D. 17.5x23.0x1.5	1
53	69.1206.41	Testata pompa D. 30	1
54	69.2116.51	Distanziale	1
55	98.2100.00	Tappo G 3/8”x13	1

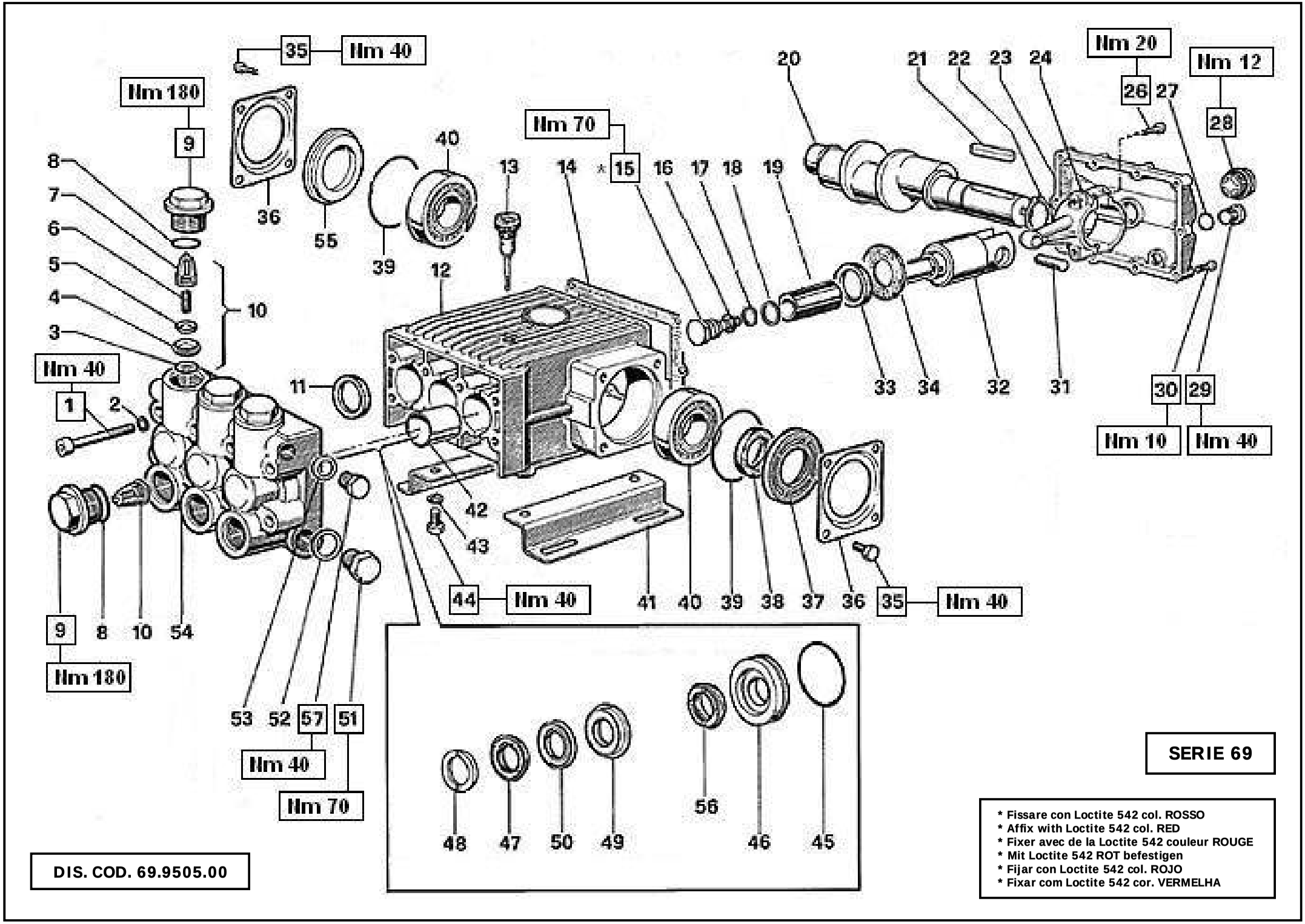
35
Nm 40
Nm 180
9
8
7
6
5
4
3
10
36
55
39
40
13
12
14
Nm 70
15
16
17
18
19
20
21
22
23
24
Nm 20
26
27
Nm 12
28
Nm 40
1
2
11
33
34
32
31
30
29
Nm 10
Nm 40
42
43
44
Nm 40
41
40
39
38
37
36
35
Nm 40
9
8
10
54
Nm 180
53
52
57
51
Nm 40
Nm 70
48
47
50
49
56
46
45
SERIE 69
* Fissare con Loctite 542 col. ROSSO
* Affix with Loctite 542 col. RED
* Fixer avec de la Loctite 542 couleur ROUGE
* Mit Loctite 542 ROT befestigen
* Fijar con Loctite 542 col. ROJO
* Fixar com Loctite 542 cor. VERMELHA
DIS. COD. 69.9505.00

W103CW

KIT RICAMBI – SPARE KITS

KIT Nr.	KIT 32	KIT 37	KIT 62	KIT 64	KIT 65	KIT 66	KIT 74	KIT 113
Posizioni incluse Positions included	38	11	3 - 4 5 - 6 7 (10)	45 - 46	48	49	15 - 16 17 - 18	47 - 50 56
Nr. Pcs.	2	3	6	3	6	3	3	3

POS	COD.	DESCRIZIONE – DESCRIPTION - KIT		NR
1	99.3801.00	Vite M10x90 UNI 5931		8
2	96.7104.00	Rosetta D. 10.5x16.0x1.0		8
3	90.3859.00	OR D. 25.07x2.62 NBR SH.70 3100	62	6
4	36.2017.66	Sede valvola	62	6
5	36.2018.76	Valvola sferica	62	6
6	94.7394.00	Molla Dm. 10.7x22.5	62	6
7	36.2008.51	Guida valvola	62	6
8	90.4051.00	OR D. 26.58x3.53 NBR SH.70 4106		6
9	98.2312.00	Tappo M32x2x20.5		6
10	36.7060.01	Gr. valvola aspiraz./mandata	62	6
11	90.1656.00	Anello rad. D. 32.0x42.0x7.0	37	3
12	69.0100.22	Carter pompa		1
13	98.2106.00	Tappo carico olio G 3/8”		1
14	69.2119.84	Guarnizione coperchio posteriore		1
15	69.2195.66	Vite fissaggio pistone	74	3
16	90.3841.00	OR D. 17.13x2.62 NBR SH.70 3068	74	3
17	90.5107.00	Anello antiest. D. 17.4x22.0x1.5	74	3
18	96.7555.00	Rosetta D. 22.0x27.0x0.5	74	3
19	69.0401.09	Pistone D. 30x60.5		3
20	69.0205.35	Albero ecc. C.24		1
21	91.4969.00	Linguetta 10x8x40 UNI 6604		1

POS	COD.	DESCRIZIONE – DESCRIPTION - KIT		NR
22	90.0695.00	Anello d’arresto D. 35		1
23	69.1600.22	Coperchio posteriore carter		1
24	69.0304.01	Biella		3
26	99.3099.00	Vite M8x35 UNI 5931		6
27	90.3833.00	OR D. 13.95x2.62 NBR SH. 70 3056		1
28	97.5968.00	Spia livello olio G 3/4”		1
29	98.2100.50	Tappo G 3/8”x13 TE22 – Zinc.		1
30	99.1867.00	Vite M6x18 UNI 5931		9
31	97.7398.00	Spinotto D. 14x31.5		3
32	69.0503.54	Guida pistone		3
33	69.2114.70	Distanziale D. 22x29.7x4.5		3
34	96.7565.00	Rosetta D. 22.3x42.0x0.5		3
35	99.3636.00	Vite M10x16 UNI 5739		8
36	68.1500.74	Coperchio laterale carter		2
37	69.2115.51	Distanziale		1
38	90.1672.00	Anello rad. D. 35.0x52.0x8.0	32	1
39	90.4131.00	OR D. 73.03x3.53 NBR SH.70 176		2
40	91.8481.00	Cuscinetto a sfere		2
41	47.2000.74	Piedino pompa		2
42	90.9162.00	Boccola D. 32x36x40		3
43	96.7106.00	Rosetta D. 10.2 DIN 7980		4
44	99.3644.00	Vite M10x18 UNI 5931		4

POS	COD.	DESCRIZIONE – DESCRIPTION - KIT		NR
45	90.3885.00	OR D. 45.69x2.62 NBR SH.70 3181	64	3
46	69.0800.70	Anello di fondo D. 30	64	3
47	90.2770.00	An. ten. alt. D. 30x45x7.5/4.5 HP	113	3
48	69.1000.51	Anello di testa D. 30	65	3
49	69.2167.70	Anello intermedio D. 30	66	3
50	90.2774.00	Anello RESTOP D.30x45x8/4.5	113	3
51	98.2265.00	Tappo G 3/4”x16		1
52	96.7700.00	Rosetta D. 26.5x32.0x1.5		1
53	96.7380.00	Rosetta D. 17.5x23.0x1.5		1
54	69.1207.41	Testata pompa D.30		1
55	69.2116.51	Distanziale		1
56	90.2776.00	An. ten. alt. D. 30x45x9.5 LP	113	3
57	98.2100.00	Tappo G 3/8”x13		1

DIS. COD. 70.9511.00

SERIE 70

Flangia tipo "A" per azionamenti diretti

OPTIONAL

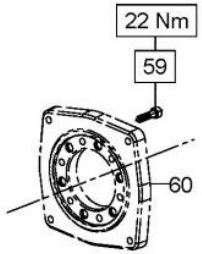

Campana e Giunto per accoppiamenti a motori idraulici SAE B

OPTIONAL

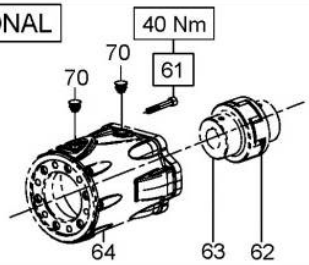

Presa di forza ausiliare su lato opposto azionamento

OPTIONAL

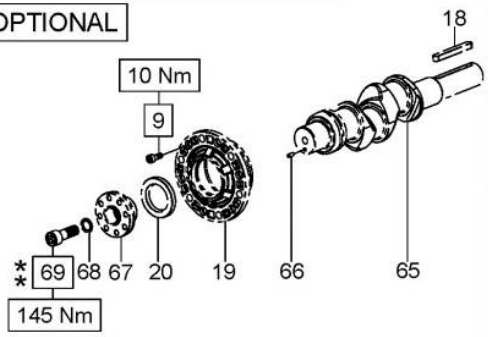

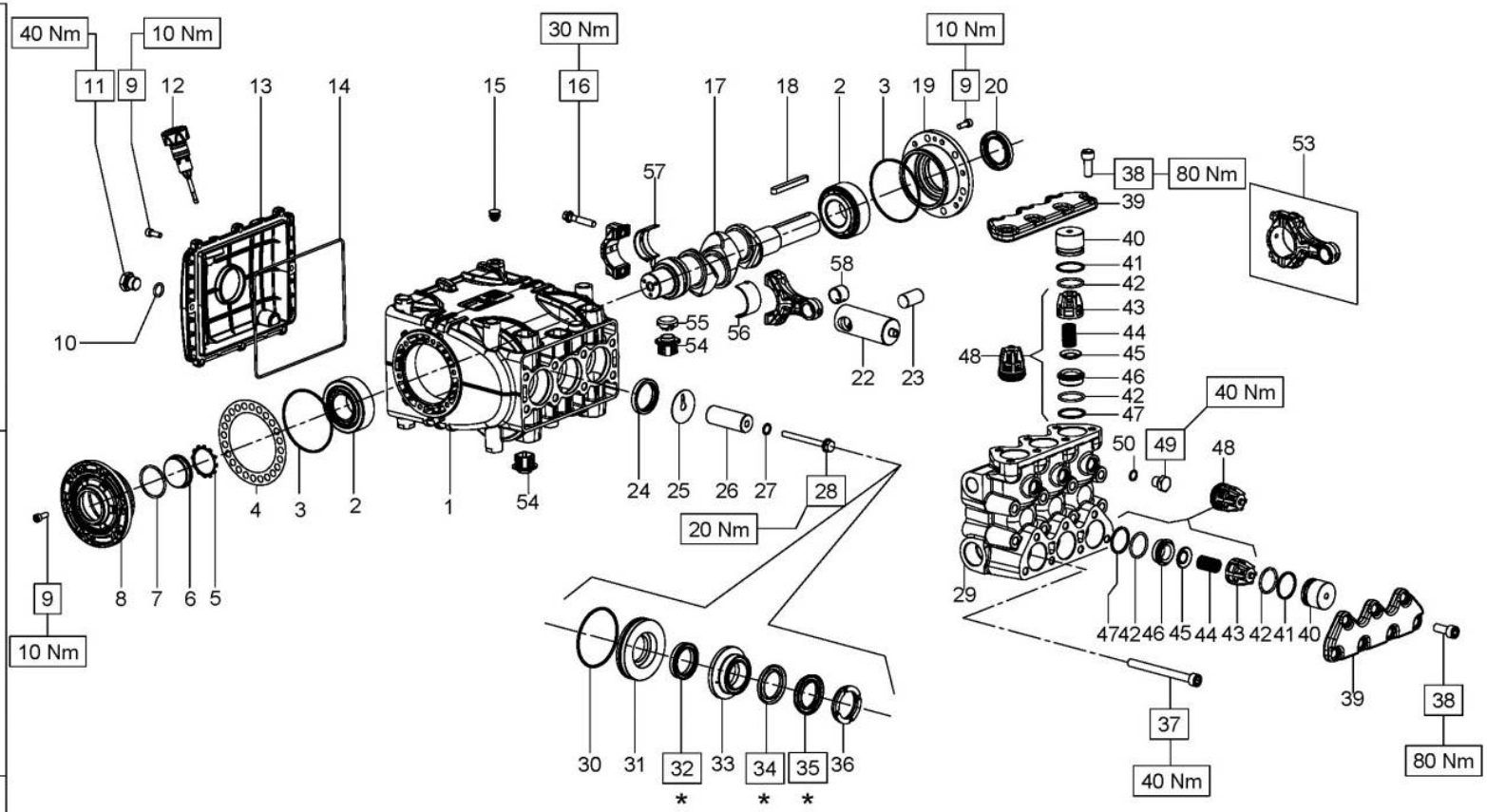

* Lubrificare con grasso al silicone.
* Lubricate with silicon grease.
* Graisser avec de la graisse su silicone.
* Schmieren mit Silikonfett.
* Lubrique con grasa de silicona.
* Lubrifique com graxa de silicone.

** Fissare con Loctite 243 col. BLU
** Affix with Loctite 243 col. BLUE
** Fixer avec de la Loctite 243 couleur BLUE
** Mit Loctite 243 BLAU befestigen
** Fijar con Loctite 243 col. AZUL
** Fixar com Loctite 243 cor. BLUE

W12070H - W100100H

PISTON D. 30	PISTON D. 36
W12070H	W100100H

KIT RICAMBI - SPARE KITS			PISTONE - PISTON D. 30		PISTONE - PISTON D. 36	
KIT NR.	KIT 2030	KIT 2156 2157 2158	KIT 2010	KIT 2011	KIT 2133	KIT 2134
Posizioni incluse Positions included	42 - 43 44 - 45 46 - 47 (48)	56 - 57	30 - 32 34 - 35	3 - 5 - 6 - 7 - 10 14 - 20 - 24 - 27 30 - 32 - 34 - 35 41 - 42 - 47 - 50	30 - 32 34 - 35	3 - 5 - 6 - 7 - 10 14 - 20 - 24 - 27 30 - 32 - 34 - 35 41 - 42 - 47 - 50
Nr. Pcs.	6	3	3	1	3	1

POS	COD.	DESCRIZIONE – DESCRIPTION - KIT	NR
1	70.0100.22	Carter pompa	1
2	91.8477.00	Cuscinetto a rulli	2
3	90.3915.00	OR D. 80.6x2.62 NBR SH. 70 3318 2011-2134	2
4	70.2200.81 70.2203.81	Spessore 0.1 mm. Spessore 0.25 mm.	-
5	90.0756.00	Anello d'arresto ZJ45 2011-2134	1
6	70.2118.01	Spia livello olio 2011-2134	1
7	90.3877.00	OR D. 39.34x2.62NBR SH. 70 3156 2011-2134	1
8	70.1501.22	Coperchio cuscinetto lato spia	1
9	99.1854.00	Vite M6x16 UNI 5931	20
10	90.3833.00	OR D. 13.95x2.62 NBR SH. 70 3056 2011-2134	1
11	98.2100.50	Tappo G 3/8"x13 ZINC.	1
12	98.2115.00	Tappo con asta D. 21.5x70	1
13	70.1600.22	Coperchio posteriore carter	1
14	90.3942.00	OR D. 190.17x2.62 NBR SH. 70 3750 2011-2134	1
15	98.2005.00	Tappo per foro D. 15	5
16	99.3123.00	Vite serraggio biella	6
17	70.0200.35	Albero ecc. C.23	1
18	91.4900.00	Linguetta 8x7x70 UNI 6604	1
19	70.1500.22	Coperchio cuscinetto lato PTO	1
20	90.1668.00	An. rad. D. 35.0x52.0x7.0 2011-2134	1
22	70.0500.15	Guida pistone	3
23	97.7420.00	Spinotto D. 18x36	3

POS	COD.	DESCRIZIONE – DESCRIPTION – KIT	NR
24	90.1677.00	Anello rad. D. 36.0x47.0x6/7.5 2011-2134	3
25	96.7099.00	Rosetta D. 10.0x45.0x1.0	3
26	70.0404.09 70.0405.09	Pistone D. 30x62 Pistone D. 36x62	3
27	90.3584.00	OR D. 10.82x1.78 NBR SH. 70 2043 2011-2134	3
28	70.2241.36	Vite fissaggio pistone	3
29	70.1244.41 70.1241.41	Testata per pistone D. 30 Testata per pistone D. 36	1
30	90.3626.00	OR D. 50.52x1.78 NBR SH. 70 2200 2010-2133-2011-2134	3
31	70.0804.70 70.0812.70	Anello di fondo D. 30 Anello di fondo D. 36	3
32	90.2760.00 90.2798.00	Anello ten. alt. D. 30x38.5.5 LP 2010-2011 Anello ten. alt. D. 36x44.5.5 LP 2133-2134	3
33	70.2164.70 70.2224.70	Anello intermedio D. 30 Anello intermedio D. 36	3
34	90.2774.00 90.2818.00	Anello RESTOP D. 30x45x8/4.5 2010-2011 Anello RESTOP D. 36x48x6/3 2133-2134	3
35	90.2770.00 90.2820.00	An. ten. alt.D. 30x45x7/4.5 HP 2010-2011 An. ten. alt.D. 36x48x6/3.5 HP 2133-2134	3
36	70.1004.51 71.1002.51	Anello di testa pistone D. 30 Anello di testa pistone D. 36	3
37	99.3816.00	Vite M10x110 UNI 5931	8
38	99.3671.00	Vite M10x25 UNI 5931	14

POS	COD.	DESCRIZIONE – DESCRIPTION – KIT	NR
39	70.2219.41 70.2223.41	Coperchio valvole - W12070H Coperchio valvole - W100100H	1
40	70.2116.70	Tappo valvole	6
41	90.5180.00	An. antiest. D. 32.4x36.5x1.5 2011-2134	6
42	90.3865.00	OR D. 29.82x2.62 NBR SH. 70 3118 2030-2011-2134	12
43	36.2047.05	Guida valvola 2030	6
44	94.7450.00	Molla Dm. 16x27.5 2030	6
45	36.2010.76	Valvola sferica 2030	6
46	36.2048.66	Sede valvola 2030	6
47	90.5178.00	Anello antiest. D. 31.0x35.5x1.5 2030-2211-2134	6
48	36.7143.01	Gr. valvola aspiraz./mandata 2030	6
49	98.2043.00 98.2099.00	Tappo G 1/4"x13 - W12070H Tappo G 3/8"x13 - W100100H	3
50	90.3585.00	OR D. 10.82x1.78 NBR SH. 70 2043 22011-2134	3
53	70.0305.01	Biella completa	3
54	70.2225.51	Tappo carter	6
55	71.2259.51	Cappuccio tappo carter	3
56	90.9220.00 90.9221.00 90.9222.00	Semiboc. testa biella – Sup. 2156 Semiboc. testa biella +0.25 – Sup. 2157 Semiboc. testa biella +0.50 – Sup. 2158	3
57	90.9223.00 90.9224.00 90.9225.00	Semiboc. testa biella – Inf. 2156 Semiboc. testa biella +0.25 – Inf. 2157 Semiboc. testa biella +0.50 – Inf. 2158	3
58	90.9100.00	Boccola piede biella	3

W12070H - W100100H

PISTON D. 30	PISTON D. 36
W12070H	W100100H

POS	COD.	DESCRIZIONE – DESCRIPTION - KIT	NR
AZIONAMENTI SPECIALI – SPECIAL DRIVES			
AZIONAMENTO DIRETTO CON FLANGIA TIPO A DIRECT DRIVE WITH FLANGE TYPE A			
59	99.3084.00	Vite M8x30 UNI 5931	6
60	10.0673.20	Flangia motore idraulico tipo A	1
AZIONAMENTO IDRAULICO CON CAMPANA E GIUNTO SAE-B HYDRAULIC DRIVE WITH FLANGE AND FLEXIBLE COUPLING SAE-B			
70	98.2060.00	Tappo per foro D. 15	2
61	99.3136.00	Vite M8x45 UNI 5931	6
62	10.0755.47	Elemento elastico giunto D. 46	1
63	10.7430.01	Giutno elastico D. 30x25.4	1
64	10.0752.20	Flangia motore idraulico SAE-B	1
AZIONAMENTO CON PRESA DI FORZA AUSILAIRE DRIVE WITH AUXILIARY PTO			
9	99.1854.00	Vite M6x16 UNI 5931	6
18	91.4900.00	Linguetta 8x7x70 UNI 6604	1
19	70.1500.22	Coperchio cuscinetto lato PTO	1
20	90.1668.00	Anello rad. D. 35.0x52.0x7.0	1
65	70.0205.35	Albero ecc. C.23	1
66	97.6152.00	Spina D. 5x10	1
67	70.2234.54	Dispositivo doppio PTO	1
68	96.7160.00	Rosetta D. 12.0x18.0x1.0	1
69	99.4295.00	Vite M12x35 UNI 5931	1

KIT RICAMBI - SPARE KITS			PISTONE - PISTON D. 30		PISTONE - PISTON D. 36	
KIT NR.	KIT 2030	KIT 2156 2157 2158	KIT 2010	KIT 2011	KIT 2133	KIT 2134
Posizioni incluse Positions included	42 - 43 44 - 45 46 - 47 (48)	56 - 57	30 - 32 34 - 35	3 - 5 - 6 - 7 - 10 14 - 20 - 24 - 27 30 - 32 - 34 - 35 41 - 42 - 47 - 50	30 - 32 34 - 35	3 - 5 - 6 - 7 - 10 14 - 20 - 24 - 27 30 - 32 - 34 - 35 41 - 42 - 47 - 50
Nr. Pcs.	6	3	3	1	3	1

INTERPUMP GROUP

COD. DIS. 70.9514.00

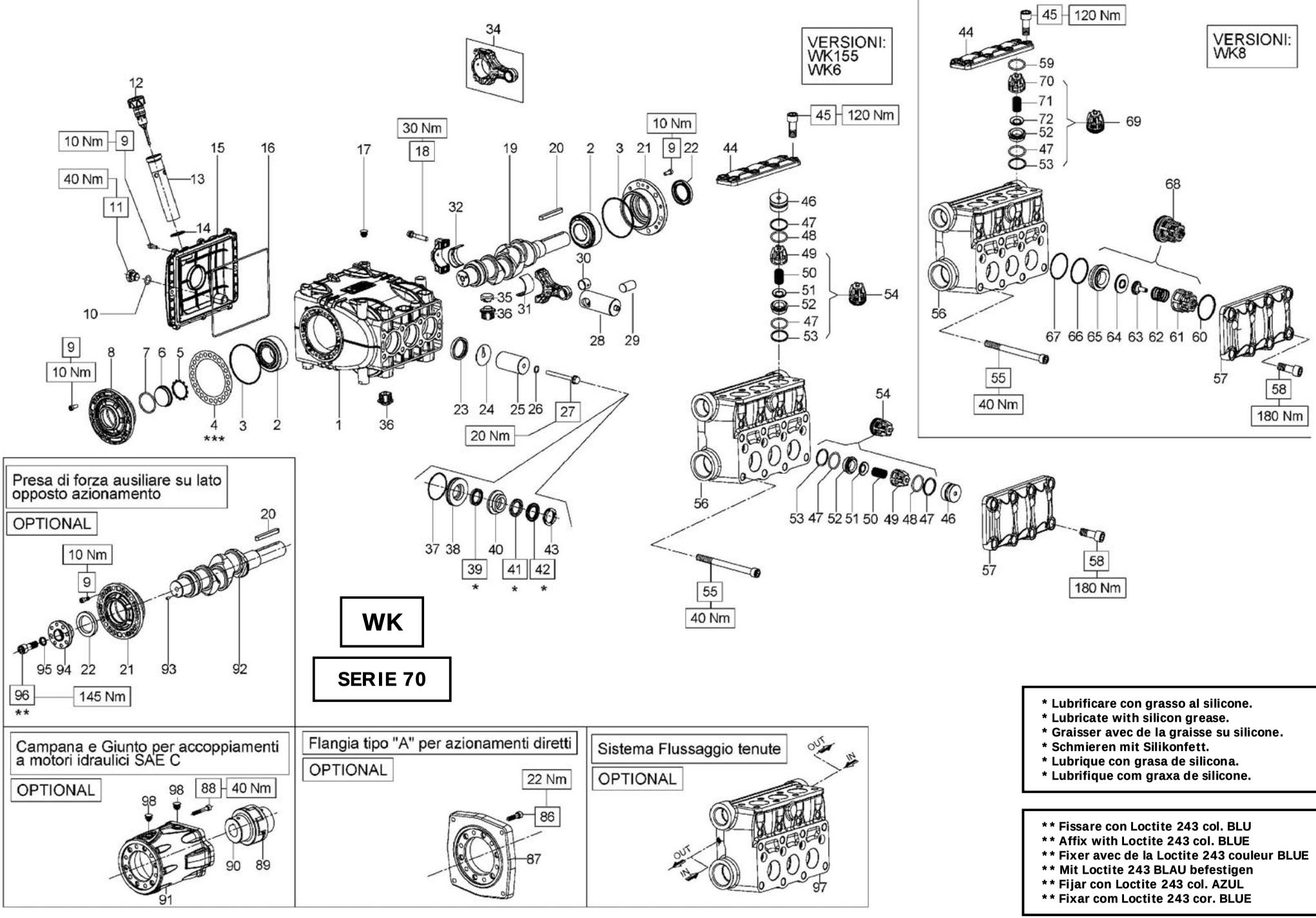

* Lubrificare con grasso al silicone.
* Lubricate with silicon grease.
* Graisser avec de la graisse su silicone.
* Schmieren mit Silikonfett.
* Lubrique con grasa de silicona.
* Lubrifique com graxa de silicone.

** Fissare con Loctite 243 col. BLU
** Affix with Loctite 243 col. BLUE
** Fixer avec de la Loctite 243 couleur BLUE
** Mit Loctite 243 BLAU befestigen
** Fijar con Loctite 243 col. AZUL
** Fixar com Loctite 243 cor. BLUE

WK155 - WK6 - WK8

KIT RICAMBI – SPARE KITS

KIT NR.	KIT 2246	KIT 2247	KIT 2259	KIT 2156 2157 - 2158	PISTONE – PISTON D. 30 KIT 2010	PISTONE – PISTON D. 30 KIT 2252	PISTONE – PISTON D. 32 KIT 2248	PISTONE – PISTON D. 32 KIT 2253	PISTONE – PISTON D. 36 KIT 2133	PISTONE – PISTON D. 36 KIT 2254
Posizioni incluse Positions included	47 - 49 50 - 51 52 - 53 (54)	61 - 62 63 - 64 65 - 66 67 (68)	47 - 52 53 - 70 71 - 72 (69)	31 - 32	37 - 39 41 - 42	3 - 5- 7 10 - 14 - 16 22 - 23 - 26 37 - 39 - 41 42 - 47 - 48 53	37 - 39 41 - 42	3 - 5- 7 10 - 14 - 16 22 - 23 - 26 37 - 39 - 41 42 - 47 - 48 53	37 - 39 41 - 42	3 - 5 - 7 - 10 14 - 16 - 22 23 - 26 - 37 39 - 41 - 42 47 - 53 - 59 60 - 66 - 67
Nr. Pcs.	3	3	3	3	3	1	3	1	3	1

PISTON - D. 30	PISTON - D. 32	PISTON D. 36
WK155	WK6	WK8

POS	COD.	DESCRIZIONE – DESCRIPTION - KIT	NR
1	70.0100.22	Carter pompa	1
2	91.8477.00	Cuscinetto a rulli	2
3	90.3915.00	OR D. 80.6x2.62 NBR SH. 70 3318 2252-2253-2254	2
4	70.2200.81 70.2203.81	Spessore 0.1 mm. Spessore 0.25 mm.	-
5	90.0756.00	Anello d'arresto ZJ45 2252-2253-2254	1
6	70.2118.01	Spia livello olio	1
7	90.3877.00	OR D. 39.34x2.62 NBR SH. 70 3156 2252-2253-2254	1
8	70.1501.22	Coperchio cuscinetto lato spia	1
9	99.1854.00	Vite M6x16 UNI 5931	20
10	90.3833.00	OR D. 13.95x2.62 NBR SH. 70 3056 2252-2253-2254	1
11	98.2100.50	Tappo G 3/8"x13 – Zinc.	1
12	98.2115.00	Tappo con asta D. 21.5x70	1
13	72.2106.95	Tubo per asta livello olio	1
14	90.3604.00	OR D. 25.12x1.78 NBR SH. 70 2100 2252-2253-2254	1
15	70.1606.22	Coperchio posteriore carter	1
16	90.3942.00	OR D. 190.17x2.62 NBR SH. 70 3750 2252-2253-2254	1

POS	COD.	DESCRIZIONE – DESCRIPTION – KIT	NR
17	98.2005.00	Tappo per foro D. 15	5
18	99.3123.00	Vite serraggio biella	6
19	70.0206.35	Albero ecc. C.26	1
20	91.4900.00	Linguetta 8.0x7.0x70.0 UNI 6604	1
21	70.1500.22	Coperchio cuscinetto lato PTO	1
22	90.1668.00	An. rad. D. 35.0x52.0x7.0 2252-2253-2254	1
23	90.1677.00	An. rad. D. 36.0x47.0x6.0/7.5 2252-2253-2254	3
24	96.7099.00	Rosetta D. 10x45x1	3
25	70.0404.09 70.0413.09 70.0405.09	Pistone D. 30x63 Pistone D. 32x63 pistone D. 36x63	3
26	90.3584.00	OR D. 10.82x1.78 NBR SH. 90 2043 2252-2253-2254	3
27	70.2241.36	Vite fissaggio pistone	3
28	70.0500.15	Guida pistone	3
29	97.7420.00	Spinotto D. 18x36	3
30	90.9100.00	Boccola piede biella	3
31	90.9220.00 90.9221.00 90.9222.00	Semiboc. testa biella – sup. 2156 Semiboc. testa biella +0.25 – sup.2157 Semiboc. testa biella +0.50 – sup.2158	3
32	90.9223.00 90.9224.00 90.9225.00	Semiboc. testa biella – Inf. 2156 Semiboc. testa biella +0.25 – Inf. 2157 Semiboc. testa biella +0.50 – Inf. 2158	3
34	70.0305.11	Biella – Completa	3
35	71.2259.51	Cappuccio tappo carter	3

POS	COD.	DESCRIZIONE – DESCRIPTION – KIT	NR
36	70.2225.51	Tappo carter	6
37	90.3626.00	OR D. 50.52x1.78 NBR SH. 70 2200 2010-2133-2248-2252-2253-2254	3
38	70.0804.70 70.0822.70 70.0812.70	Anello di fondo D. 30 Anello di fondo D. 32 Anello di fondo D. 36	3
39	90.2760.00 90.2780.00 90.2798.00	An. ten. alt. D. 30x38.5.5 LP 2010-2252 An. ten. alt. D.32x40.5.5 LP 2248-2253 An. ten. alt. D.36x44x5.5 LP 2133-2254	3
40	70.2164.70 70.2252.70 70.2224.70	Anello intermedio D. 30 Anello intermedio D. 32 Anello intermedio D. 36	3
41	90.2774.00 90.2784.00 90.2818.00	An. RESTOP D. 30.0x45.0x8.0/4.5 2010-2252 An. RESTOP D. 32.0x44.0x5.5/3.0 2248-2253 An. RESTOP D. 36.0x48.0x6.0/3.0 2133-2254	3
42	90.2770.00 90.2788.00 90.2820.00	An. ten. alt. D. 30x45x7.5/4.5 HP 2010-2252 An. ten. alt. D. 32x44x6/3.5 HP 2248-2253 An. ten. alt. D. 36x48x6/3.5 HP 2133-2254	3
43	70.1004.51 72.1000.51 71.1002.51	Anello di testa D. 30 Anello di testa D. 32 Anello di testa D. 36	3
44	70.2251.15	Coperchio valvole di mandata	1
45	99.4295.00	Vite M12x35 UNI 4762	8
46	70.2253.70	Tappo valvole	6
47	90.3865.00	OR D. 29.82x2.62 NBR SH. 90 3118 2246-2252-2253-2254-2259	12÷3
48	90.5180.00	Anello antiest. D. 32.4x36.5x1.5 2252-2253	6

WK155 - WK6 - WK8

KIT RICAMBI – SPARE KITS

KIT NR.	KIT 2246	KIT 2247	KIT 2259	KIT 2156 2157 - 2158	PISTONE – PISTON D. 30 KIT 2010	PISTONE – PISTON D. 30 KIT 2252	PISTONE – PISTON D. 32 KIT 2248	PISTONE – PISTON D. 32 KIT 2253	PISTONE – PISTON D. 36 KIT 2133	PISTONE – PISTON D. 36 KIT 2254
Posizioni incluse Positions included	47 - 49 50 - 51 52 - 53 (54)	61 - 62 63 - 64 65 - 66 67 (68)	47 - 52 53 - 70 71 - 72 (69)	31 - 32	37 - 39 41 - 42	3 - 5- 7 10 - 14 - 16 22 - 23 - 26 37 - 39 - 41 42 - 47 - 48 53	37 - 39 41 - 42	3 - 5- 7 10 - 14 - 16 22 - 23 - 26 37 - 39 - 41 42 - 47 - 48 53	37 - 39 41 - 42	3 - 5 - 7 - 10 14 - 16 - 22 23 - 26 - 37 39 - 41 - 42 47 - 53 - 59 60 - 66 - 67
Nr. Pcs.	3	3	3	3	3	1	3	1	3	1

PISTON - D. 30	PISTON - D. 32	PISTON D. 36
WK155	WK6	WK8

POS	COD.	DESCRIZIONE – DESCRIPTION – KIT	NR
49	36.2047.51	Guida valvola 2246	6
50	94.7450.00	Molla Dm. 16.0x27.5 2246	6
51	36.2117.66	Valvola sferica 2246	6
52	36.2048.66	Sede valvola 2246-2259	6÷3
53	90.5178.00	Anello antiest. D. 31.0x35.5x1.5 2246-2252-2253-2254-2259	6÷3
54	36.7208.01	Gr. valvola aspiraz. / mandata 2246	6
55	99.3816.00	Vite M10x110 UNI 5931	8
56	70.1265.15 70.1266.15 70.1261.15 70.1268.15 70.1269.15 70.1270.15	Testata per pistone D. 30 Testata per pistone D. 32 Testata per pistone D. 36 Testata per pistone D. 30 - NPT Testata per pistone D. 32 - NPT Testata per pistone D. 36 - NPT	1
57	70.2250.15	Coperchio valvole d'aspirazione	1
58	99.4850.00	Vite M14x40 UNI 4762	8
59	90.3885.50	OR D. 45.69x2.62 NBR SH. 70 3181 2254	3
60	90.3894.00	OR D. 53.65x2.62 NBR SH. 70 3212 2254	3
61	36.2045.05	Guida valvola aspirazione 2247	3
62	94.7540.00	Molla Dm. 24.7x27.0 247	3
63	36.2086.51	Guida valvola interna 2247	3
64	36.2085.02	Valvola sferica 2247	3
65	36.2116.66	Sede valvola d'aspirazione 2247	3
66	90.3880.00	OR D. 42.52x2.62 NBR SH. 70 3168 2247-2254	3
67	90.5233.00	An. antiest. D. 43.5x48.0x1.5 2247-2254	3
68	36.7207.01	Gr. Valvola d'aspirazione 2247	3
69	36.7229.01	Gr. Valvola di mandata 2259	3
70	36.2009.51	Guida valvola 2259	3
71	94.7451.00	Molla Dm. 16x37 INOX 2259	3
72	36.2010.76	Valvola sferica 2259	3
CON SISTEMA FLUSHING – FLUSHING SYSTEM			
97	-	Testata pompa - FLUSHING	1
AZIONAMENTI SPECIALI – SPECIAL DRIVES			
AZIONAMENTO DIRETTO CON FLANGIA TIPO A DIRECT DRIVE WITH FLANGE TYPE A			
86	99.3084.00	Vite M8x30 UNI 5931	6
87	10.0673.20	Flangia motore idraulico tipo A	1
AZIONAMENTO IDRAULICO CON CAMPANA E GIUNTO SAE-B HYDRAULIC DRIVE WITH FLANGE AND FLEXIBLE COUPLING SAE-B			
88	99.3136.00	Vite M8x45 UNI 5931	6
89	10.0755.47	Elemento elastico giunto D. 46	1
90	10.7430.01	Giutno elastico D. 30x25.4	1
91	10.0752.20	Flangia motore idraulico SAE-B	1
98	98.2060.00	Tappo per foro D. 15	2

AZIONAMENTO CON PRESA DI FORZA AUSILAIRE
DRIVE WITH AUXILIARY PTO

POS	COD.	DESCRIZIONE – DESCRIPTION – KIT	NR
9	99.1854.00	Vite M6x16 UNI 5931	6
20	91.4900.00	Linguetta 8x7x70 UNI 6604	1
21	70.1500.22	Coperchio cuscinetto lato PTO	1
22	90.1668.00	Anello rad. D. 35.0x52.0x7.0	1
92	70.0207.35	Albero ecc. doppio PTO	1
93	97.6152.00	Spina D. 5.0x10.0	1
94	70.2234.54	Dispositivo doppio PTO	1
95	96.7160.00	Rosetta D. 12.0x18.0x1.0	1
96	99.4295.00	Vite M12x35 UNI 5931	1

INTERPUMP GROUP

* Lubrificare con grasso al silicone.
* Lubricate with silicon grease.
* Graisser avec de la graisse su silicone.
* Schmieren mit Silikonfett.
* Lubrique con grasa de silicona.
* Lubrifique com graxa de silicone.

COD. DIS. 71.9514.00

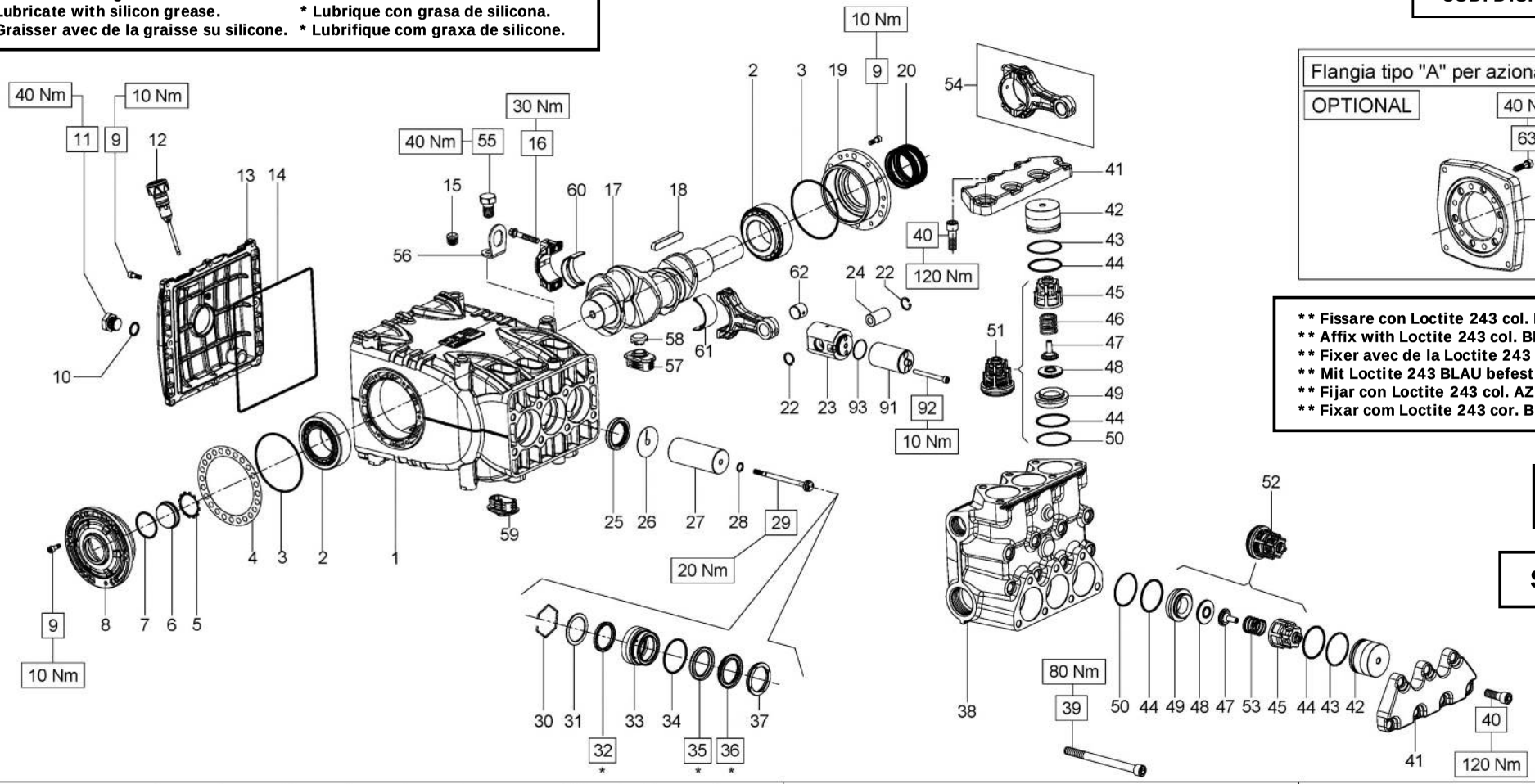

Flangia tipo "A" per azionamenti diretti

OPTIONAL

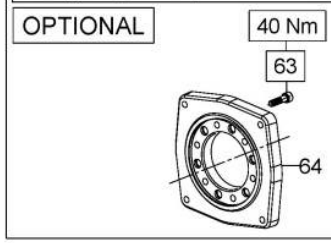

** Fissare con Loctite 243 col. BLU
** Affix with Loctite 243 col. BLUE
** Fixer avec de la Loctite 243 couleur BLUE
** Mit Loctite 243 BLAU befestigen
** Fijar con Loctite 243 col. AZUL
** Fixar com Loctite 243 cor. BLUE

WK

SERIE 71

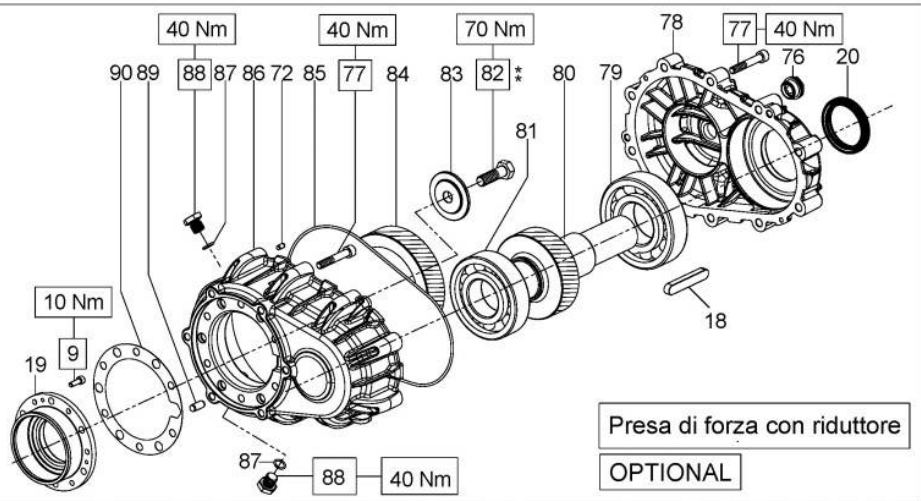

Presa di forza con riduttore

OPTIONAL

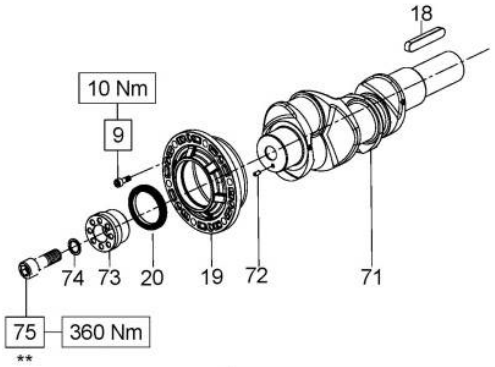

Presa di forza ausiliare su lato opposto azionamento

OPTIONAL

Campana e Giunto per accoppiamenti a motori idraulici SAE C

OPTIONAL

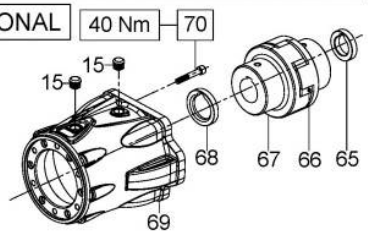

INTERPUMP GROUP

GENERAL PUMP

WK12 - WK15 - WK159

KIT RICAMBI – SPARE KITS

KIT NR.	KIT 2012	KIT 2013	KIT 2135 2154 - 2155	PISTONE – PISTON D. 30 KIT 2016	PISTONE – PISTON D. 30 KIT 2017	PISTONE – PISTON D. 32 KIT 2066	PISTONE – PISTON D. 32 KIT 2222	PISTONE – PISTON D. 36 KIT 2018	PISTONE – PISTON D. 36 KIT 2019
Posizioni incluse Positions included	44 - 45 47 - 48 49 - 50 53 (52)	44 - 45 46 - 47 48 - 49 50 (51)	60 - 61	32 - 34 35 - 36	3 - 5 - 7 - 10 14 - 20 - 25 28 - 32 - 34 35 - 36 - 37 43 - 44 - 50	32 - 34 35 - 36	3 - 5 - 7 - 10 14 - 20 - 25 28 - 32 - 34 35 - 36 - 37 43 - 44 - 50	32 - 34 35 - 36	3 - 5 - 7 - 10 14 - 20 - 25 28 - 32 - 34 35 - 36 - 37 43 - 44 - 50
Nr. Pcs.	3	3	3	3	1	3	1	3	1

PISTON D. 30	PISTON D. 32	PISTON D. 36
WK159	WK12	WK15

POS	COD.	DESCRIZIONE – DESCRIPTION - KIT	NR
1	71.0100.22	Carter pompa	1
2	91.8590.00	Cuscinetto a rulli	2
3	90.3918.00	OR D. 94.92x2.62 NBR SH. 70 3375 2017-2222-2019	2
4	71.2200.81 71.2203.81	Spessore 0.1 mm. Spessore 0.25 mm.	-
5	90.0756.00	Anello d'arrresto ZJ45 2017-2222-2019	1
6	70.2118.01	Spia livello olio	1
7	90.3877.00	OR D. 39.34x2.62 NBR SH. 70 3156 2017-2222-2019	1
8	71.1501.22	Coperchio cuscinetto lato spia	1
9	99.1867.00	Vite M6x18 UNI 5931	20
10	90.3841.00	OR D. 17.13x2.62 NBR SH. 70 3068 2017-2222-2019	4
11	98.2187.00	Tappo G 1/2"x10 TE27 Zinc.	1
12	98.2120.00	Tappo con asta D. 21.5x91	1
13	71.1600.22	Coperchio posteriore carter	1
14	90.4000.00	OR D. 215.00x3.00 NBR SH. 70 2017-2222-2019	1
15	98.2060.00	Tappo per foro D. 15	4
16	99.3138.00	Vite serraggio biella	6
17	71.0200.35	Albero ecc. C.50	1

POS	COD.	DESCRIZIONE – DESCRIPTION - KIT	NR
18	91.5000.00	Linguetta 9x8x70 UNI 6604	1
19	71.1500.22	Coperchio cuscinetto lato PTO	1
20	90.1700.00	An. rad. D. 50.0x65.0x8.0 2017-2222-2019	1
22	90.0606.00	Anello d'arresto J20	6
23	71.0507.15	Guida pistone	3
24	97.7430.00	Spinotto D. 20x38	3
25	90.1678.00	Anello rad. D. 38.0x52.0x7.0/8.5 2017-2222-2019	3
26	96.7140.00	Rosetta D. 10.0x50.0x1.0	3
27	71.0403.09 71.0404.09 72.0400.09	Pistone D. 30x95 Pistone D. 36x95 Pistone D. 32x95	3
28	90.3671.00	OR D. 11.00x2.00 NBR SH. 90 2017-2222-2019	3
29	71.2195.66	Vite fissaggio pistone	3
30	90.0797.00	Anello di d'arresto D. 52	3
31	71.2177.70 72.2105.70 71.2180.70	Anello per tenuta D. 30 Anello per tenuta D. 32 Anello per tenuta D. 36	3
32	90.2760.00 90.2780.00 90.2800.00	An. ten. alt. D. 30x38x5.5 LP 2016-2017 An. ten. alt. D. 32x40x5.5 LP 2066-2222 An. ten. alt. D. 36x40x6 LP 2018-2019	3
33	71.2153.70 72.2104.70 71.2154.70	Supporto guarnizioni D. 30 Supporto guarnizioni D. 32 Supporto guarnizioni D. 36	3
34	90.3891.00	OR D. 52.07x2.62 NBR SH. 70 3206 2016-2017-2066-2222-2018-2019	3

POS	COD.	DESCRIZIONE – DESCRIPTION – KIT	NR
35	90.2774.00 90.2784.00 90.2818.00	An. RESTOP D. 30x45x8/4.5 2016-2017 An. RESTOP D. 32x44x5.5/3 2066-2222 An. RESTOP D. 36x45x6/3 2018-2019	3
36	90.2770.00 90.2788.00 90.2820.00	An. ten. alt. D. 30x45x7.5/4.5 HP 2016-2017 An. ten. alt. D. 32x44x6/3.5 HP 2066-2222 An. ten. alt. D. 36x48x6/3.5 HP 2018-2019	3
37	70.1004.51 72.1000.51 71.1002.51	Anello di testa D. 30 2017 Anello di testa D. 32 2222 Anello di testa D. 36 2019	3
38	71.1290.15 71.1291.15 71.1292.15 71.1293.15 71.1294.15 71.1295.15	Testata per pistone D. 30 Testata per pistone D. 30 - NPT Testata per pistone D. 32 Testata per pistone D. 32 - NPT Testata per pistone D. 36 Testata per pistone D. 36 - NPT	1
39	99.4480.00	Vite M12x150 UNI 5931	8
40	99.4295.00	Vite M12x35 UNI 5931	14
41	71.2274.15	Coperchio valvole	2
42	71.2111.70	Tappo valvole aspirazioe / mandata	6
43	90.5250.00	Anello antiest. D. 50.9x55.0x1.5 2017-2222-2019	6
44	90.3889.00	OR D. 48.89x2.62 NBR SH. 70 3193 2012-2013-2017-2222-2019	12
45	36.2045.05	Guida valvola 2012-2013	6
46	94.7550.00	Molla Dm. 25.2x26.0 2013	3
47	36.2086.51	Guida valvola interna 2012-2013	6
48	36.2085.02	Valvola sferica 2012-2013	6

WK12 - WK15 - WK159

KIT RICAMBI – SPARE KITS

KIT NR.	KIT 2012	KIT 2013	KIT 2135 2154 - 2155	PISTONE – PISTON D. 30 KIT 2016	PISTONE – PISTON D. 30 KIT 2017	PISTONE – PISTON D. 32 KIT 2066	PISTONE – PISTON D. 32 KIT 2222	PISTONE – PISTON D. 36 KIT 2018	PISTONE – PISTON D. 36 KIT 2019
Posizioni incluse Positions included	44 - 45 47 - 48 49 - 50 53 (52)	44 - 45 46 - 47 48 - 49 50 (51)	60 - 61	32 - 34 35 - 36	3 - 5 - 7 - 10 14 - 20 - 25 28 - 32 - 34 35 - 36 - 37 43 - 44 - 50	32 - 34 35 - 36	3 - 5 - 7 - 10 14 - 20 - 25 28 - 32 - 34 35 - 36 - 37 43 - 44 - 50	32 - 34 35 - 36	3 - 5 - 7 - 10 14 - 20 - 25 28 - 32 - 34 35 - 36 - 37 43 - 44 - 50
Nr. Pcs.	3	3	3	3	1	3	1	3	1

PISTON D. 30	PISTON D. 32	PISTON D. 36
WK159	WK12	WK15

POS	COD.	DESCRIZIONE – DESCRIPTION - KIT	NR
49	36.2041.56	Sede valvola 2012-2013	6
50	90.5240.00	Anello antiest. D. 49.5x54.0x4.5 2012-2013-2017-2222-2019	6
51	36.7137.01	Gr. valvola di mandata 2013	3
52	36.7136.01	Gr. valvola d'aspirazione 2012	3
53	94.7540.00	Molla Dm. 24.7x27.0 2012	3
54	71.0307.01	Biella completa	3
55	99.4266.00	Vite M12x25 UNI 5739	1
56	71.2230.74	Staffa di sollevamento	1
57	71.2258.51	Tappo carter	3
58	71.2259.51	Cappuccio tappo carter	3
59	71.2258.51	Tappo carter	3
60	90.9243.00 90.9244.00 90.9245.00	Semibocc. testa biella - Inf. 2135 Semibocc. testa biella +0.25 - Inf. 2154 Semibocc. testa biella +0.50 - Inf. 2155	3
61	90.9240.00 90.9241.00 90.9242.00	Semibocc. testa biella - Sup. 2135 Semibocc. testa biella +0.25 - Sup. 2154 Semibocc. testa biella +0.50 - Sup. 2155	3
62	90.9110.00	Boccola piede biella	3
91	71.0508.66	Stelo guida pistone	3
92	99.1994.00	Vite M6x65 UNI 5931	6
93	90.3528.00	OR D. 30.00x1.5 NBR 70 SH.	3

AZIONAMENTI SPECIALI – SPECIAL DRIVES

AZIONAMENTO DIRETTO CON FLANGIA TIPO A
DIRECT DRIVE WITH FLANGE TYPE A

POS	COD.	DESCRIZIONE – DESCRIPTION - KIT	NR
63	99.3098.00	Vite M8x35 UNI 5931	6
64	10.0677.20	Flangia motore idraulico tipo A	1

AZIONAMENTO IDRAULICO CON CAMPANA E GIUNTO SAE-C
HYDRAULIC DRIVE WITH FLANGE AND FLEXIBLE COUPLING SAE-C

POS	COD.	DESCRIZIONE – DESCRIPTION - KIT	NR
15	98.2060.00	Tappo per foro D. 15	2
65	10.0745.70	Distanziale D. 31.75 H.10.5	1
66	10.0749.47	Elemento elastico	1
67	10.7428.01	Giunto elastico D. 40x31.75	1
68	10.0746.70	Distanziale D. 40 H.10	1
69	10.0750.20	Flangia motore idraulico SAE-C	1
70	99.3146.00	Vite M8x50 UNI 5931	6

AZIONAMENTO CON PRESA DI FORZA AUSILAIRE
DRIVE WITH AUXILIARY PTO

POS	COD.	DESCRIZIONE – DESCRIPTION - KIT	NR
9	99.1867.00	Vite M6x18 UNI 5931	6
18	91.5000.00	Linguetta 9x8x70 UNI 6604	1
19	71.1500.22	Coperchio cuscinetto lato PTO	1
20	90.1700.00	Anello rad. D. 50x65x8	1
71	70.0207.35	Albero ecc. doppio PTO	1
72	97.6152.00	Spina D. 5x10	1
73	71.2265.54	Dispositivo doppio PTO	1
74	96.7378.00	Rosetta D. 17.0x24.0x1.0	1
75	99.5142.00	Vite M16x45 UNI 5931	1

RIDUTTORE - GEARBOX

POS	COD.	DESCRIZIONE – DESCRIPTION - KIT	NR
9	99.1867.00	Vite M6x18 UNI 5931	6
18	91.5000.00	Linguetta 9x8x70 UNI 6604	1
19	71.1500.22	Coperchio cuscinetto lato PTO	1
20	90.1700.00	Anello rad. D. 50.0x65.0x8.0	1
72	97.6152.00	Spina D. 5x10	1
76	97.5940.00	Spia livello olio G 1/2"	1
77	99.3146.00	Vite M8x50 UNI 5931	16
78	72.2109.20	Coperchio scatola riduttore	1
79	91.8593.00	Cuscinetto a sfere	1
80	10.0708.35 10.0709.35 10.0710.35	Pignone Z27 R.1.250 elicoidale Pignone Z25 R.1.500 elicoidale Pignone Z22 R.1.830 elicoidale	1
81	91.8577.00	Cuscinetto a sfere	1
82	99.4307.00	Vite M12x40 UNI 5739	1
83	72.2110.55	Rondella fissaggio corona	1
84	10.0711.35 10.0712.35 10.0713.35	Corona Z34 R.1.250 elicoidale Corona Z37 R.1.500 elicoidale Corona Z40 R.1.830 elicoidale	1
85	90.3948.00	OR D. 209.22x2.62 NBR SH. 70	1
86	72.2108.20	Scatola riduttore	1
87	90.3585.00	OR D. 10.82x1.78 NBR SH. 70 2043	2
88	98.20.47.00	Tappo G 1/4"x13	2
89	97.6185.00	Spina D. 8x18	1
90	72.2107.84	Guarnizione scatola riduttore	1

INTERPUMP GROUP

COD. DIS. 70.9513.00

Flangia tipo "A" per azionamenti diretti

OPTIONAL

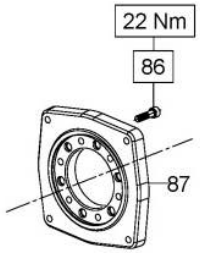

Campana e Giunto per accoppiamenti a motori idraulici SAE C

OPTIONAL

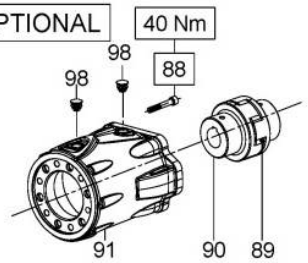

Presa di forza ausiliare su lato opposto azionamento

OPTIONAL

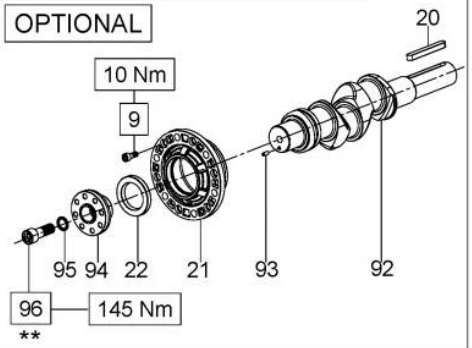

Sistema Flussaggio tenute

OPTIONAL

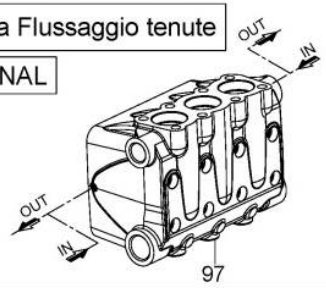

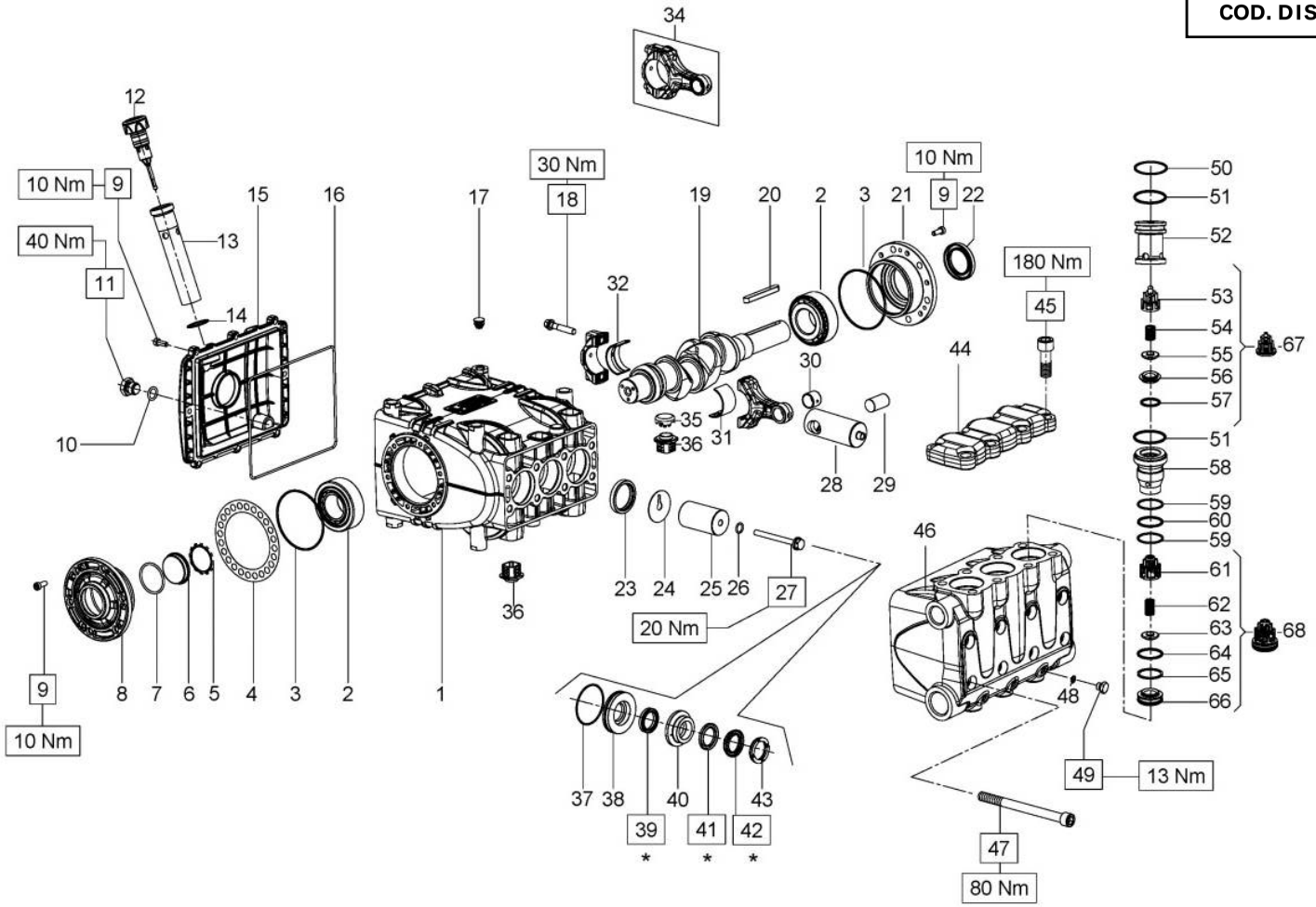

*** Lubrificare con grasso al silicone.**
*** Lubricate with silicon grease.**
*** Graisser avec de la graisse su silicone.**
*** Schmieren mit Silikonfett.**
*** Lubrique con grasa de silicona.**
*** Lubrifique com graxa de silicone.**

**** Fissare con Loctite 243 col. BLU**
**** Affix with Loctite 243 col. BLUE**
**** Fixer avec de la Loctite 243 couleur BLUE**
**** Mit Loctite 243 BLAU befestigen**
**** Fijar con Loctite 243 col. AZUL**
**** Fixar com Loctite 243 cor. BLUE**

WK

SERIE 70

INTERPUMP GROUP — GENERAL PUMP

WK525 - WK530

KIT RICAMBI – SPARE KITS

KIT NR.	KIT 2031	KIT 2256	KIT 2156 2157 - 2158	PISTONE – PISTON D. 16 KIT 2227	PISTONE – PISTON D. 16 KIT 2231	PISTONE – PISTON D. 18 KIT 2228	PISTONE – PISTON D. 18 KIT 2232
Posizioni incluse Positions included	61 - 62 - 63 64 - 65 - 66 (68)	53 - 54 55 - 56 57 (67)	31 - 32	37 - 39 41 - 42	3 - 5 - 7 - 10 - 14 16 - 22 - 23 - 26 37 - 39 - 41 - 42 48 - 50 - 51 - 57 59 - 60 - 64 - 65	37 - 39 41 - 42	3 - 5 - 7 - 10 - 14 16 - 22 - 23 - 26 37 - 39 - 41 - 42 48 - 50 - 51 - 57 59 - 60 - 64 - 65
Nr. Pcs.	3	3	3	3	1	3	1

PISTONE – PISTON D. 16	PISTONE – PISTON D. 18
WK525	WK530

POS	COD.	DESCRIZIONE – DESCRIPTION - KIT	NR
1	70.0100.22	Carter pompa	1
2	91.8477.00	Cuscinetto a rulli	2
3	90.3915.00	OR D. 80.6x2.62 NBR SH. 70 3318 2231-2232	2
4	70.2200.81 70.2203.81	Spessore 0.1 mm. Spessore 0.25 mm.	-
5	90.0756.00	Anello d'arresto ZJ45 2231-2232	1
6	70.2118.01	Spia livello olio	1
7	90.3877.00	OR D. 39.34x2.62 NBR SH. 70 3156 2231-2232	1
8	70.1501.22	Coperchio cuscinetto lato spia	1
9	99.1854.00	Vite M6x16 UNI 5931	20
10	90.3833.00	OR D. 13.95x2.62 NBR SH. 70 3056 2231-2232	1
11	98.2100.50	Tappo G 3/8"x13 – Zinc.	1
12	98.2115.00	Tappo con asta D. 21.5x70	1
13	72.2106.95	Tubo per asta livello olio	1
14	90.3604.00	OR D. 25.12x1.78 NBR SH. 70 2100 2231-2232	1
15	70.1606.22	Coperchio posteriore carter	1
16	90.3942.00	OR D. 190.17x2.62 NBR SH. 70 3750 2231-2232	1

POS	COD.	DESCRIZIONE – DESCRIPTION – KIT	NR
17	98.2005.00	Tappo per foro D. 15	5
18	99.3123.00	Vite serraggio biella	6
19	70.0206.35	Albero ecc. C.26	1
20	91.4900.00	Linguetta 8x7x70 UNI 6604	1
21	70.1500.22	Coperchio cuscinetto lato PTO	1
22	90.1668.00	Anello rad. D. 35.0x52.0x7.0 2231-2232	1
23	90.1677.00	Anello rad. D. 36.0x47.0x6.0/7.5 2231-2232	3
24	96.7099.00	Rosetta D. 10.0x45.0x1.0	3
25	70.0410.09 70.0411.09	Pistone D. 16x63 Pistone D. 18x63	3
26	90.3584.00	OR D. 10.82x1.78 NBR SH. 90 2043 2231-2232	3
27	70.2241.36	Vite fissaggio pistone	3
28	70.0500.15	Guida pistone	3
29	97.7420.00	Spinotto D. 18x36	3
30	90.9100.00	Boccola piede biella	3
31	90.9220.00 90.9221.00 90.9222.00	Semiboc. testa biella – Sup. 2156 Semiboc. testa biella +0.25 – Sup. 2157 Semiboc. testa biella +0.50 – Sup. 2158	3
32	90.9223.00 90.9224.00 90.9225.00	Semiboc. testa biella – Inf. 2156 Semiboc. testa biella +0.25 – Inf. 2157 Semiboc. testa biella +0.50 – Inf. 2158	3
34	70.0305.11	Biella – Completa	3
35	71.2259.51	Cappuccio tappo carter	3
36	70.2225.51	Tappo carter	6

POS	COD.	DESCRIZIONE – DESCRIPTION – KIT	NR
37	90.3626.00	OR D. 50.52x1.78 NBR SH. 70 2200 2227-2228-2231-2232	3
38	70.0817.66 70.0818.66	Anello di fondo D. 16 Anello di fondo D. 18	3
39	90.2631.00 90.2648.00	An. ten. alt. D. 16x24.6.5 LP 2227-2231 An. ten. alt. D. 18x26.5.5 LP 2228-2232	3
40	70.2245.66 70.2246.66	Anello intermedio D. 16 Anello intermedio D. 18	3
41	90.2640.00 90.2687.00	An. RESTOP D. 16.0x30.0x6.2.0/3.0 2227-2231 An. RESTOP D. 18.0x32.0x6.2/3.0 2228-2232	3
42	90.2642.00 90.2686.00	An. ten. alt. D. 16x30x7/4 HP 2227-2231 An. ten. alt. D. 18x32x7/4.5 HP 2228-2232	3
43	47.1003.51 71.1000.51	Anello di testa D. 16 Anello di testa D. 18	3
44	70.2240.36	Coperchio valvole	1
45	99.4850.00	Vite M14x40 UNI 4762	8
46	70.1255.36 70.1258.36 70.1256.36 70.1259.36	Testata pompa D. 16 Testata pompa D. 16 - NPT Testata pompa D. 18 Testata pompa D. 18 - NPT	1
47	99.3828.00	Vite M10x140 UNI 5931	8
48	90.3576.00	OR D. 6.75x1.78 NBR SH. 70 106 2231-2232	3
49	98.1972.00	Tappo G 1/8"x8	3
50	90.5177.50	Anello antiest. D. 30.9x35x1.5 2231-2232	3

WK525 - WK530

KIT RICAMBI – SPARE KITS

KIT NR.	KIT 2031	KIT 2256	KIT 2156 2157 - 2158	PISTONE – PISTON D. 16 KIT 2227	PISTONE – PISTON D. 16 KIT 2231	PISTONE – PISTON D. 18 KIT 2228	PISTONE – PISTON D. 18 KIT 2232
Posizioni incluse Positions included	61 - 62 - 63 64 - 65 - 66 (68)	53 - 54 55 - 56 57 (67)	31 - 32	37 - 39 41 - 42	3 - 5 - 7 - 10 - 14 16 - 22 - 23 - 26 37 - 39 - 41 - 42 48 - 50 - 51 - 57 59 - 60 - 64 - 65	37 - 39 41 - 42	3 - 5 - 7 - 10 - 14 16 - 22 - 23 - 26 37 - 39 - 41 - 42 48 - 50 - 51 - 57 59 - 60 - 64 - 65
Nr. Pcs.	3	3	3	3	1	3	1

PISTONE – PISTON D. 16	PISTONE – PISTON D. 18
WK525	WK530

POS	COD.	DESCRIZIONE – DESCRIPTION - KIT	NR
51	90.3866.00	OR D. 29.82x2.62 NBR SH. 90 3118 2231-2232	6
52	70.2243.66	Tappo D. 35	3
53	36.2025.51	Guida valvola 2256	3
54	94.7376.00	Molla Dm. 9.4x14.8 2256	3
55	36.2032.66	Valvola sferica 2256	3
56	36.2003.66	Sede valvola 2256	3
57	90.3841.00	OR D. 17.30x2.62 NBR SH. 70 3068 2231-2232-2256	3
58	70.2242.66	Bussola valvola	3
59	90.5165.00	An. antiest. D. 24.7x29x1.5 2231-2232	6
60	90.3858.00	OR D. 23.81x2.62 NBR SH. 70 132 2231-2232	3
61	36.2103.05	Guida valvola 2031	3
62	94.7397.00	Molla Dm. 11.4x20 2031	3
63	36.2050.66	Valvola asferica 2031	3
64	90.3856.00	OR D. 23.47x2.62 NBR SH. 90 3093 2031-2231-2232	3
65	90.5155.00	Anello antiest. D. 23.9x28.0x2.0 2031-2231-2232	3
66	36.2049.66	Sede valvola 2031	3
67	36.7121.01	Gr. Valvola apirazione 2256	3
68	36.7144.01	Gr. Valvola di mandata 2031	3

CON SISTEMA FLUSHING – FLUSHING SYSTEM			
POS	COD.	DESCRIZIONE – DESCRIPTION – KIT	NR
97	-	Testata pompa - FLUSHING	1
AZIONAMENTI SPECIALI – SPECIAL DRIVES			
AZIONAMENTO DIRETTO CON FLANGIA TIPO A DIRECT DRIVE WITH FLANGE TYPE A			
86	99.3084.00	Vite M8x30 UNI 5931	6
87	10.0673.20	Flangia motore idraulico tipo A	1
AZIONAMENTO IDRAULICO CON CAMPANA E GIUNTO SAE-B HYDRAULIC DRIVE WITH FLANGE AND FLEXIBLE COUPLING SAE-B			
17	98.2005.00	Tappo per foro D. 15	2
88	99.3136.00	Vite M8x45 UNI 5931	6
89	10.0755.47	Elemento elastico giunto D. 46	1
90	10.7430.01	Giutno elastico D. 30x25.4	1
91	10.0752.20	Flangia motore idraulico SAE-B	1
AZIONAMENTO CON PRESA DI FORZA AUSILAIRE DRIVE WITH AUXILIARY PTO			
9	99.1854.00	Vite M6x16 UNI 5931	6
20	91.4900.00	Linguetta 8x7x70 UNI 6604	1
21	70.1500.22	Coperchio cuscinetto lato PTO	1
22	90.1668.00	Anello rad. D. 35x52x7	1
92	70.0205.35	Albero ecc. doppio PTO	1
93	97.6152.00	Spina D. 5x10	1
94	70.2234.54	Dispositivo doppio PTO	1

POS	COD.	DESCRIZIONE – DESCRIPTION – KIT	NR
95	96.7160.00	Rosetta D. 12x18x1	1
96	99.4295.00	Vite M12x35 UNI 5931	1

INTERPUMP GROUP

* Lubrificare con grasso al silicone.
* Lubricate with silicon grease.
* Graisser avec de la graisse su silicone.
* Schmieren mit Silikonfett.
* Lubrique con grasa de silicona.
* Lubrifique com graxa de silicone

COD. DIS. 71.9501.00

** Fissare con Loctite 243 col. BLU
** Affix with Loctite 243 col. BLUE
** Fixer avec de la Loctite 243 couleur BLUE
** Mit Loctite 243 BLAU befestigen
** Fijar con Loctite 243 col. AZUL
** Fixar com Loctite 243 cor. BLUE

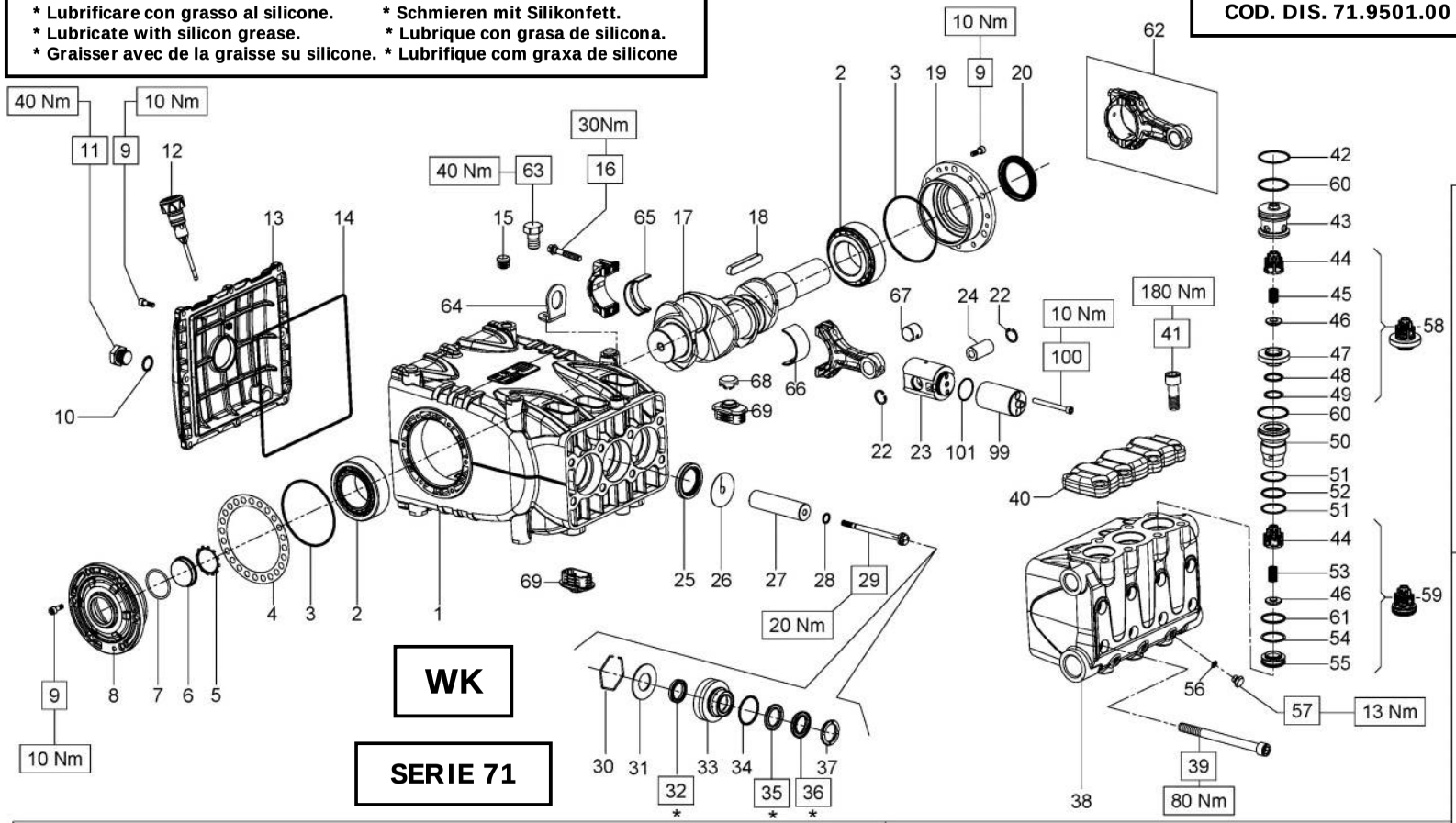

Sistema Flussaggio tenute

OPTIONAL

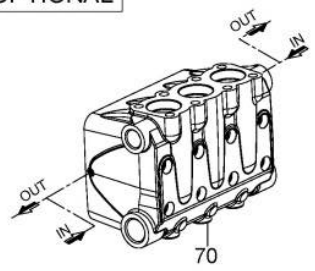

Flangia tipo "A" per azionamenti diretti

OPTIONAL

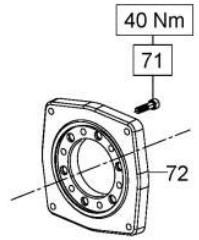

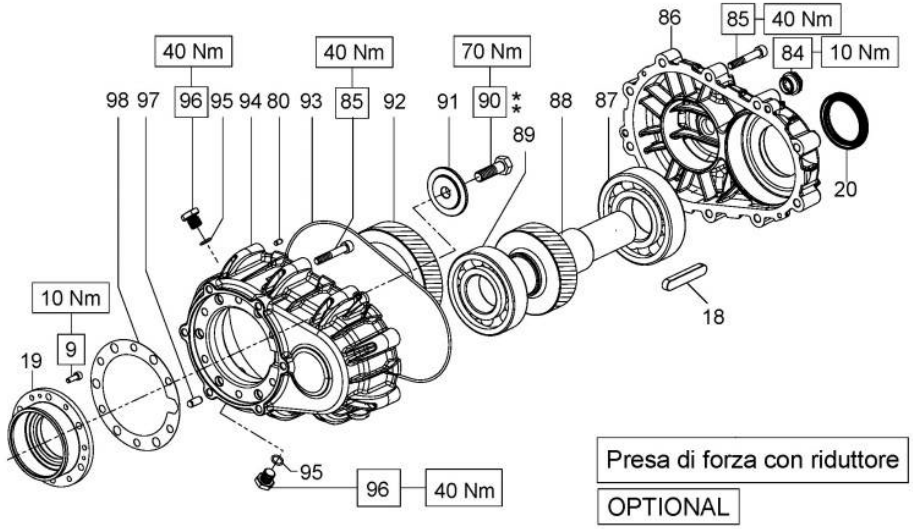

Presa di forza con riduttore

OPTIONAL

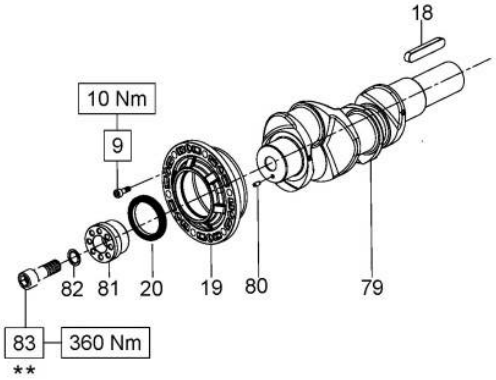

Presa di forza ausiliare su lato opposto azionamento

OPTIONAL

Campana e Giunto per accoppiamenti a motori idraulici SAE C

OPTIONAL

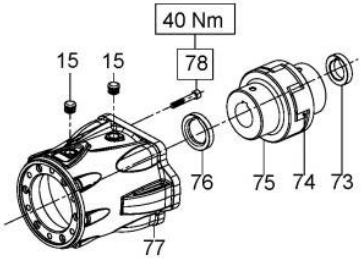

KIT RICAMBI – SPARE KITS

WK355

KIT NR.	KIT 2026	KIT 2022	KIT 2023	KIT 2027	KIT 2135 2154 - 2155
Posizioni incluse Positions included	32 - 34 35 - 36	44 - 46 53 - 54 55 - 61 (59)	44 - 45 46 - 47 48 - 49 (58)	3 - 5 - 7 - 10 - 14 22 - 25 - 28 - 32 34 - 35 - 36 - 37 42 - 48 - 49 - 51 52 - 54 - 60	65 - 66
Nr. Pcs.	1	3	3	1	3

POS	COD.	DESCRIZIONE – DESCRIPTION - KIT	NR
1	71.0100.22	Carter pompa	1
2	91.8590.00	Cuscinetto a rulli	2
3	90.3918.00	OR D. 94.92x2.62 NBR SH 70 3375 2027	2
4	71.2200.81 71.2203.81	Spessore 0.1 mm. Spessore 0.25 mm.	-
5	90.0756.00	Anello d'arresto ZJ45 2027	1
6	70.2118.01	Spia livello olio	1
7	90.3877.00	OR D. 39.34x2.62 NBR SH 70 3156 2027	1
8	71.1501.22	Coperchio cuscinetto lato spia	1
9	99.1867.00	Vite M6x18 UNI 5931	20
10	90.3841.00	OR D. 17.13x2.62 NBR SH 70 3068 2027	4
11	98.2183.00	Tappo G 1/2"x13 – NICKEL	1
12	98.2120.00	Tappo con asta D. 21.5x91	1
13	71.1600.22	Coperchio posteriore carter	1
14	90.4000.00	OR D. 215.00x3.00 NBR SH 70 2027	1
15	98.2060.00	Tappo per foro D. 15	4
16	99.3138.00	Vite serraggio biella	6
17	71.0200.35	Albero ecc. C.50	1
18	91.5000.00	Linguetta 9x8x70 UNI 6604	1
19	71.1500.22	Coperchio cuscinetto lato PTO	1
20	90.1700.00	Anello rad. D. 50x65x8 2027	1
22	90.0606.00	Anello d'arresto J20	6

POS	COD.	DESCRIZIONE – DESCRIPTION – KIT	NR
23	71.0507.15	Guida pistone	3
24	97.7430.00	Spinotto D. 20x38	3
25	90.1678.00	Anello rad. D. 38.0x52.0x7.0/8.5 2027	3
26	96.7140.00	Rosetta D. 10.0x50.0x1.0	3
27	71.0401.09	Pistone D. 22x95	3
28	90.3671.00	OR D. 11.00x2.00 NBR SH 90 2027	3
29	71.2195.66	Vite fissaggio pistone	3
30	90.0797.00	Anello d'arresto D. 52	3
31	71.2172.70	Anello per tenuta D. 22	3
32	90.2713.00	Anello ten. alt. D. 22.0x30.0x5.5 LP 2026-2027	3
33	71.2151.70	Supporto guarnizioni D. 22	3
34	90.3875.00	OR D. 37.77x2.62 NBR SH 70 3150 2026-2027	3
35	90.2730.00	Anello RESTOP D. 22x35x5.5/2 2026-2027	3
36	90.2725.00	Anello ten. alt. D. 22x35x7.5/4.5 HP 2026-2027	3
37	70.1001.51	Anello di testa D. 22 2027	3
38	71.1201.36 71.1241.36	Testata per pistone D. 22 Testata per pistone D. 22 – NPT	1
39	99.4480.00	Vite M12x150 UNI 5931	8
40	71.2100.36	Coperchio valvole	1
41	99.4850.00	Vite M14x40 UNI 5931	8

POS	COD.	DESCRIZIONE – DESCRIPTION – KIT	NR
42	90.5220.00	Anello antiest. D. 40.9x45.0x1.5 2027	3
43	71.2110.70	Tappo valvole	3
44	36.2103.05	Guida valvola 2022-2023	6
45	94.7401.00	Molla Dm. 12.0x17.0 2023	3
46	36.2039.66	Valvola sferica 2022-2023	6
47	36.2043.66	Sede valvola 2023	3
48	90.3851.00	OR D. 21.89x2.62 NBR 70 Sh. 3087 2027-2023	3
49	90.5145.00	Anello antiest. D. 22.9x27.0x1.5 2027-2023	3
50	71.2115.66	Bussola valvola	3
51	90.5179.00	Anello antiest. D. 29.82.0x2.62 2027	6
52	90.3866.00	OR D. 29.82x2.62 NBR 70 SH 3118 2027	3
53	94.7397.00	Molla Dm. 11.4x20.0 2022	3
54	90.5177.00	Anello antiest. D. 30.0x34.5x1.5 2027-2022	3
55	36.2042.66	Sede valvola 2022	3
56	90.3576.00	OR D. 6.75x1.78 NBR SH. 70 106	3
57	98.1972.00	Tappo G 1/8"x8	3
58	36.7139.01	Gr. valvola di mandata 2023	3
59	36.7138.01	Gr. valvola d'aspirazione 2022	3
60	90.3878.00	OR D. 39.34x2.62 NBR SH. 90 3156 2027	6
61	90.3866.00	OR D. 29.82x2.62 NBR SH. 70 3118 2022	3
62	71.0307.01	Biella – Completa	3
63	99.4266.00	Vite M12x25 UNI 5739	1
64	71.2230.74	Staffa di sollevamento	1
65	90.9243.00 90.9244.00 90.9245.00	Semibocc. testa biella – Inf. 2135 Semibocc. testa biella +0.25 – Inf. 2154 Semibocc. testa biella +0.50 – Inf. 2155	3

KIT RICAMBI – SPARE KITS

WK355

KIT NR.	KIT 2026	KIT 2022	KIT 2023	KIT 2027	KIT 2135 2154 - 2155
Posizioni incluse Positions included	32 - 34 35 - 36	44 - 46 53 - 54 55 - 61 (59)	44 - 45 46 - 47 48 - 49 (58)	3 - 5 - 7 - 10 - 14 22 - 25 - 28 - 32 34 - 35 - 36 - 37 42 - 48 - 49 - 51 52 - 54 - 60	65 - 66
Nr. Pcs.	1	3	3	1	3

POS	COD.	DESCRIZIONE – DESCRIPTION - KIT	NR
66	90.9240.00 90.9241.00 90.9242.00	Semibocc. testa biella – Sup. 2135 Semibocc. testa biella +0.25 – Sup. 2154 Semibocc. testa biella +0.50 – Sup. 2155	3
67	90.9110.00	Boccola piede biella	3
68	71.2259.51	Cappuccio tappo carter	3
69	71.2258.51	Tappo carter	6
99	71.0508.66	Stelo guida pistone	3
100	99.1994.00	Vite M6x65 UNI 5931	6
101	90.3528.00	OR D. 30.00x1.5 NBR 70 SH.	3
CON SISTEMA FLUSHING – FLUSHING SYSTEM			
70	-	Testata - FLUSHING	1
AZIONAMENTI SPECIALI – SPECIAL DRIVES			
AZIONAMENTO DIRETTO CON FLANGIA TIPO A DIRECT DRIVE WITH FLANGE TYPE A			
71	99.3098.00	Vite M8x35 UNI 5931	6
72	10.0677.20	Flangia motore idraulico tipo A	1
AZIONAMENTO IDRAULICO CON CAMPANA E GIUNTO SAE-C HYDRAULIC DRIVE WITH FLANGE AND FLEXIBLE COUPLING SAE-C			
15	98.2060.00	Tappo per foro D. 15	2
73	10.0745.70	Distanziale D. 31.75 H.10.5	1
74	10.0749.47	Elemento elastico	1
75	10.7428.01	Giunto elastico D. 40x31.75	1
76	10.0746.70	Distanziale D. 40 H.10	1
77	10.0750.20	Flangia motore idraulico SAE-C	1

POS	COD.	DESCRIZIONE – DESCRIPTION - KIT	NR
78	99.3146.00	Vite M8x50 UNI 5931	6
AZIONAMENTO CON PRESA DI FORZA AUSILAIRE DRIVE WITH AUXILIARY PTO			
9	99.1867.00	Vite M6x18 UNI 5931	6
18	91.5000.00	Linguetta 9x8x70 UNI 6604	1
19	71.1500.22	Coperchio cuscinetto lato PTO	1
20	90.1700.00	Anello rad. D. 50x65x8	1
79	70.0207.35	Albero ecc. doppio PTO	1
80	97.6152.00	Spina D. 5x10	1
81	71.2265.54	Dispositivo doppio PTO	1
82	96.7378.00	Rosetta D. 17.0x24.0x1.0	1
83	99.5142.00	Vite M16x45 UNI 5931	1
RIDUTTORE - GEARBOX			
9	99.1867.00	Vite M6x18 UNI 5931	6
18	91.5000.00	Linguetta 9x8x70 UNI 6604	1
19	71.1500.22	Coperchio cuscinetto lato PTO	1
20	90.1700.00	Anello rad. D. 50.0x65.0x8.0	1
80	97.6152.00	Spina D. 5x10	1
84	97.5940.00	Spia livello olio G 1/2”	1
85	99.3146.00	Vite M8x50 UNI 5931	16
86	72.2109.20	Coperchio scatola riduttore	1
87	91.8593.00	Cuscinetto a sfere	1

POS	COD.	DESCRIZIONE – DESCRIPTION - KIT	NR
88	10.0708.35 10.0709.35 10.0710.35	Pignone Z27 R.1.250 elicoidale Pignone Z25 R.1.500 elicoidale Pignone Z22 R.1.830 elicoidale	1
89	91.8577.00	Cuscinetto a sfere	1
90	99.4307.00	Vite M12x40 UNI 5739	1
91	72.2110.55	Rondella fissaggio corona	1
92	10.0711.35 10.0712.35 10.0713.35	Corona Z34 R.1.250 elicoidale Corona Z37 R.1.500 elicoidale Corona Z40 R.1.830 elicoidale	1
93	90.3948.00	OR D. 209.22x2.62 NBR SH. 70	1
94	72.2108.20	Scatola riduttore	1
95	90.3585.00	OR D. 10.82x1.78 NBR SH. 70 2043	2
96	98.2047.00	Tappo G 1/4”x13	2
97	97.6185.00	Spina D. 8x18	1
98	72.2107.84	Guarnizione scatola riduttore	1

INTERPUMP GROUP

SERIE 47

SS

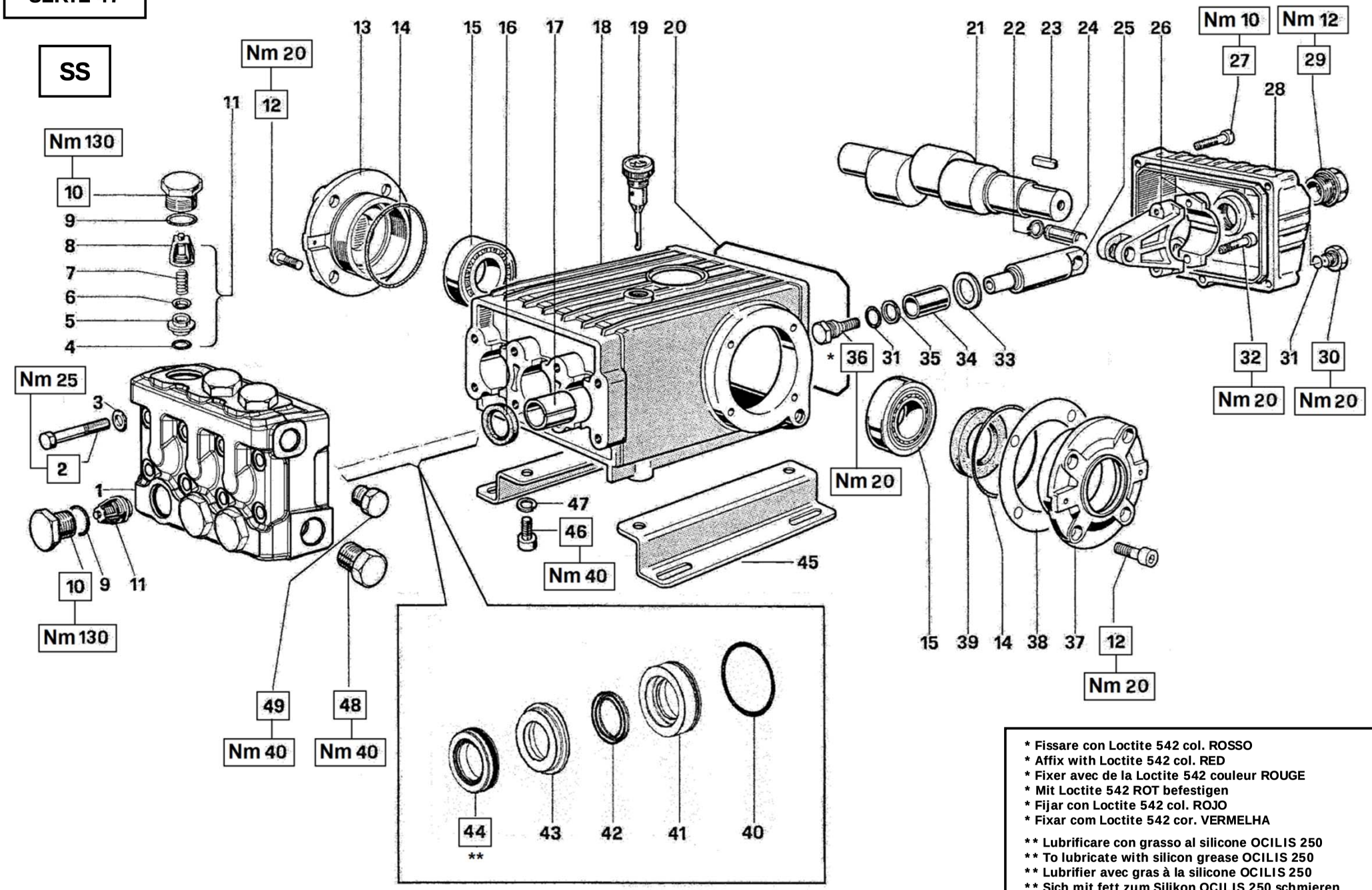

* Fissare con Loctite 542 col. ROSSO
* Affix with Loctite 542 col. RED
* Fixer avec de la Loctite 542 couleur ROUGE
* Mit Loctite 542 ROT befestigen
* Fijar con Loctite 542 col. ROJO
* Fixar com Loctite 542 cor. VERMELHA

** Lubrificare con grasso al silicone OCILIS 250
** To lubricate with silicon grease OCILIS 250
** Lubrifier avec gras à la silicone OCILIS 250
** Sich mit fett zum Silikon OCILIS 250 schmieren
** Para lubricar con la grasa al silicón OCILIS 250
** Para lubrificar com a graxa ao silicone OCILIS 250

DIS. COD. 47.9523.00

SSE2013 - SSE2015 - SSE1518 - SSE2021
SSU2015 - SSU2018 - SSU1521

KIT RICAMBI – SPARE KITS

KIT Nr.	KIT 2	KIT 3	KIT 192	PISTONE - PISTON D. 20 KIT 238	PISTONE - PISTON D. 20 KIT 239	PISTONE - PISTON D. 22 KIT 202	PISTONE - PISTON D. 22 KIT 240
Posizioni incluse Positions included	16	39	4 - 5 6 - 7 8 (11)	42 - 44	40 - 41 42 - 43 44	42 - 44	40 - 41 42 - 43 44
Nr. Pcs.	3	2	6	3	1	3	1

PISTONE – PISTON D. 20	PISTONE – PISTON D. 22
SSE2013 - SSE2015 - SSE2021 SSU2015 - SSU2018	SSE1518 - SSU1521

POS	COD.	DESCRIZIONE – DESCRIPTION – KIT	NR
1	47.1219.36	Testata D. 20-22	1
2	99.3207.00	Vite M8x70 UNI 5737	8
3	96.7022.00	Rosetta D. 8 UNI 1736	8
4	90.3841.00	OR D. 17.13x2.62 NBR SH. 70 3068 192	6
5	36.2036.66	Sede valvola 192	6
6	36.2001.76	Valvola 192	6
7	94.7373.00	Molla Dm. 9.4x14.8 192	6
8	36.2025.51	Guida valvola 192	6
9	90.3847.00	OR D. 20.24x2.62 NBR SH. 90 3081	6
10	98.2230.00	Tappo M24x2x16.7	6
11	36.7130.01	Gr. valvola aspiraz./mandata 192	6
12	99.3038.00	Vite M8x16 UNI 5931	8
13	47.1511.22	Coperchio cuscinetto	1
14	90.3913.00	OR D. 67.95x2.62 NBR SH. 70 3268	2
15	91.8378.00	Cuscinetto a rulli	2
16	90.1625.00	Anello rad. D. 22.0x32.0x6.5 2	3
17	90.9126.00	Boccola D. 22x25x30	3
18	47.0100.22	Carter pompa	1
19	98.2106.00	Tappo carico olio G 3/8”	1
20	90.3922.00	OR D. 133.02x2.62 NBR SH. 70 3525	1
21	47.0217.35 47.0218.35 47.0219.35	Albero ecc. C.16 - SSE2021 Albero ecc. C.12 - SSU2018 SSU1521 SSE2015 SSE1518 Albero ecc. C.10 - SSU2015 SSE2013	1
22	90.0557.00	Anello di fermo D. 12	6
23	91.4890.00	Linguetta 8x7x35 UNI 6604	1
24	97.7380.00	Spinotto D. 13x35.5	3
25	47.0507.66	Guida pistone	3
26	47.0300.01	Biella completa	3
27	99.1913.00	Vite M6x30 UNI 5931	5
28	47.1601.22	Coperchio posteriore	1
29	97.5968.00	Spia livello olio G 3/4”	1
30	98.2040.00	Tappo G 1/4”x9 – INOX	1
31	90.3585.00	OR D. 10.82x1.78 NBR SH. 70 2043	4
32	99.3099.00	Vite M8x35 UNI 5931	6
33	96.7287.00	Rosetta D. 14x28x0.5	3
34	47.0404.09 47.0405.09	Pistone D. 20 Pistone D. 22	3
35	90.5067.00	Anello antiest. D. 11.0x14.0x1.5	3
36	47.2197.66	Vite fissaggio pistone	3
37	47.1510.22	Coperchio cuscinetto	1
38	97.5678.00	Spessore	2
39	90.1648.00	Anello rad. D. 30.0x55.0x7.0 3	1
40	90.3616.00	OR D. 34.65x1.78 NBR SH. 70 2137 239-240	3
41	47.0815.66 47.0816.66	Anello di fondo D. 20 239 Anello di fondo D. 22 240	3
42	90.2250.00 90.2300.00	Anello ten. alt. D. 20x26.15 LP 238-239 Anello ten. alt. D. 22x28.15 LP 202-240	3
43	47.2176.66 47.2177.66	Anello intermedio D. 20 239 Anello intermedio D. 22 240	3
44	90.2262.00 90.2310.00	Anello ten. alt. D. 20x35x9 HP 238-239 Anello ten. alt. D. 22x35x9 HP 202-240	3
45	47.2000.74	Piedino pompa	2
46	99.3644.00	Vite M10x18 UNI 5931	4
47	96.7106.00	Rosetta d. 10 DIN 7980	4
48	98.2180.00	Tappo G 1/2”x10 - INOX	1
49	98.2100.66	Tappo G 3/8”x13 - INOX	1

* Fissare con Loctite 542 col. ROSSO
* Affix with Loctite 542 col. RED
* Fixer avec de la Loctite 542 couleur ROUGE
* Mit Loctite 542 ROT befestigen
* Fijar con Loctite 542 col. ROJO
* Fixar com Loctite 542 cor. VERMELHA

** Lubrificare con grasso al silicone OCILIS 250
** To lubricate with silicon grease OCILIS 250
** Lubrifier avec gras à la silicone OCILIS 250
** Sich mit fett zum Silikon OCILIS 250 schmieren
** Para lubricar con la grasa al silicòn OCLIS 250
** Para lubrificar com a graxa ao silicone OCILIS 250

DIS. COD. 53.9506.00

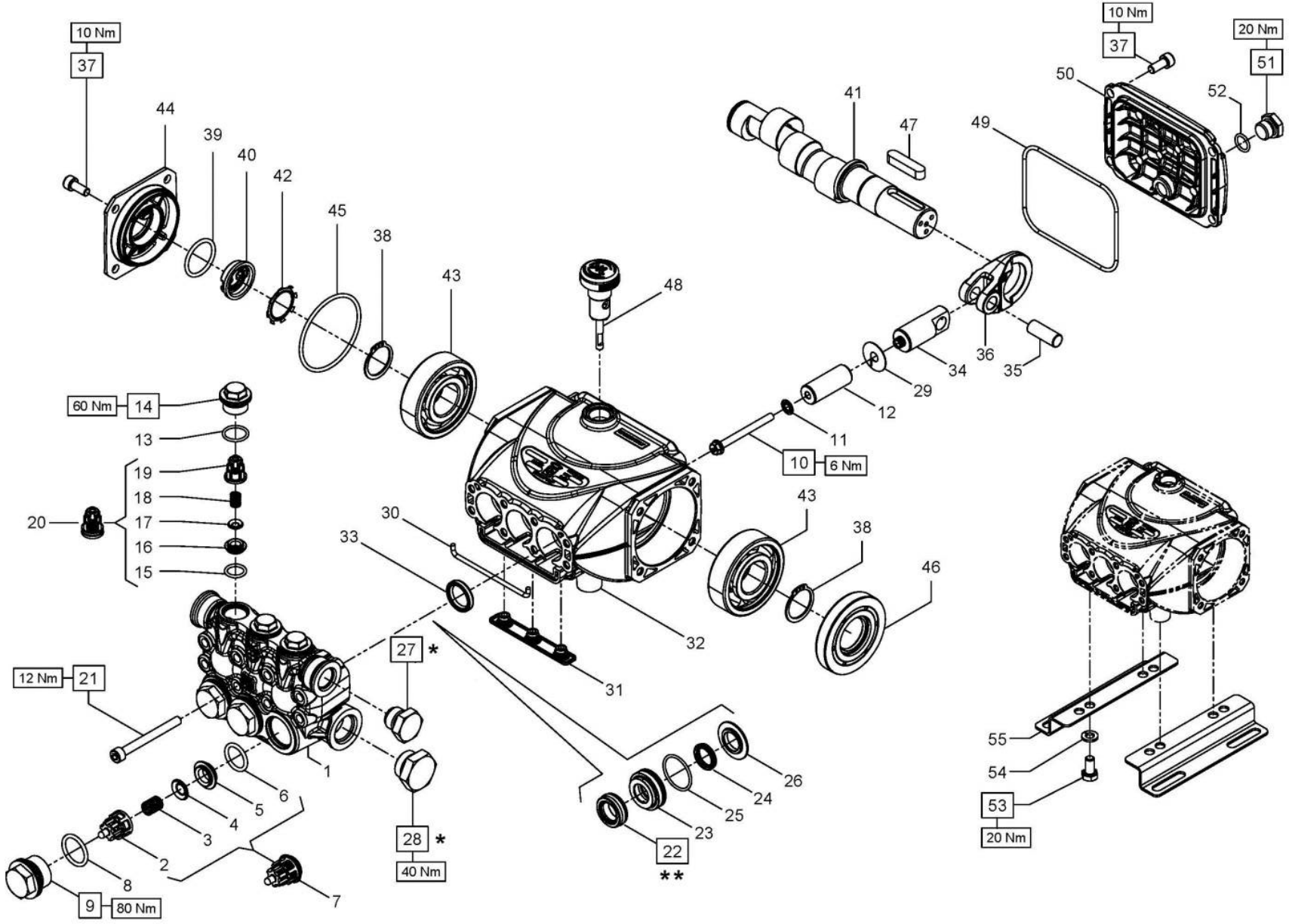

SS

SERIE 53

SS1B1505 - SS1B1507 - SS1B1509 - SS1B1511
SS1B1513 - SS1B1514 - SS1C1509 - SS1C1511
SS1C1513 - SS1C1515

KIT RICAMBI - SPARE KITS

KIT Nr.	KIT 341	KIT 334	KIT 311	KIT 335	KIT 336	PISTON - D.15 KIT 337	PISTON - D.15 KIT 338	PISTON - D.18 KIT 339	PISTON - D.18 KIT 340
Posizioni incluse Positions included	2 - 3 - 4 5 - 6 (7)	15 - 16 17 - 18 - 19 (20)	33	8 - 9	13 - 14	22 - 24 25	22 - 23 24 - 25 26	22 - 24 25	22 - 23 24 - 25 26
Nr. Pcs.	3	3	3	3	3	3	1	3	1

PISTONE - PISTON D. 15	PISTONE - PISTON D. 18
SS1B1505 - SS1B1507 - SS1B1509 SS1C1509 - SS1C1511	SS1B1511 - SS1B1513 - SS1B1514 SS1C1513 - SS1C1515

POS	COD.	DESCRIZIONE – DESCRIPTION - KIT	NR
1	53.1215.36 53.1216.36	Testata pistone D. 18 Testata pistone D. 15	1
2	36.2025.51	Guida valvola 341	3
3	94.7373.00	Molla Dm. 9.4x14.8 341	3
4	36.2001.76	Valvola sferica 341	3
5	36.2036.66	Sede valvola 341	3
6	90.3841.00	OR D. 17.13x2.62 NBR 70SH. 3068 341	3
7	36.7130.01	Gr. valvola d'aspirazione 341	3
8	90.3847.00	OR D. 20.24x2.62 NBR 90SH. 3081 335	3
9	98.2214.20	Tappo M24x1.5x13.2 335	3
10	99.1690.00	Vite M5x55 flangiata	3
11	96.6905.00	Rosetta D.5.0x11.5x0.4	3
12	63.0405.09 53.0400.09	Pistone D.18x38.5 Pistone D.15x38.5	3
13	90.3593.00	OR D.15.6x1.78 NBR 70SH. 2062 336	3
14	98.2137.20	Tappo M18x1.5x10 D.23 F12 336	3
15	90.3674.00	OR D.12.0x2.0 NBR 70SH. 334	3
16	53.2111.66	Sede valvola 334	3
17	36.2112.76	Valvola sferica 334	3
18	94.7333.00	Molla Dm. 6.7x10.8 334	3
19	36.2111.51	Guida valvola 334	3
20	36.7245.01	Gr. Valvola di mandata 334	3
21	99.1992.00	Vite M6x60 UNI 5931	8
22	90.2160.00 90.2210.00	Anello. ten. alt. D.15.0x24.0x8.5 HP 337 338 Anello ten. alt. D.18.0x28.0x10.0 HP 339 340	3
23	53.2109.56 53.2112.56	Supporto guarnizioni D.18 340 Supporto guarnizioni D.15 338	3
24	90.2150.00 90.2200.00	Anello ten. alt. D.15.0x19.5 LP 337 338 Anello ten. alt. D.18.0x22.5 LP 339 340	3
25	90.3604.00	OR D. 25.12x1.78 NBR 70SH. 2100 337 338 339 340	3
26	53.2110.56 53.2113.56	Anello per tenuta D.18 340 Anello per tenuta D.15 338	3
27	98.2100.66	Tappo G3/8''x13	1
28	98.2180.00	Tappo G1/2''x10	1
29	96.6990.00	Rosetta D.7.5x23.0x0.5	3
30	53.2103.82	Guarnizione spugna D. 3x85	1
31	58.2104.51	Protezione	1
32	53.0101.22	Carter pompa	1
33	90.1593.00	Anello rad. D.18.0x24.0x4.0 311	3
34	53.0501.66	Guida pistone	3
35	97.7338.00	Spinotto D.10x26.5	3
36	53.0300.00	Biella	3
37	99.1838.00	Vite M6x14 UNI 5931	8
38	90.0635.00	Anello d'arresto A25	1
39	90.3859.00	OR D. 25.07x2.62 NBR SH. 70 3100	1
40	53.2108.51	Vetrino spia livello olio	1
41	60.0207.65 60.0282.35 53.0200.35 53.0201.35	Albero ecc. C.7.20 - D.24 - SS1B1505 Albero ecc. C.10.0 - D.24 - SS1B1507 SS1B1511 SS1C1509 SS1C1513 Albero ecc. C.13.0 - D.24 - SS1B1514 Albero ecc. C.12.0 - D.24 - SS1B1509 SS1B1513 SS1C1511 SS1C1515	1
42	90.0671.00	Anello ZJ30	1
43	91.8328.00	Cuscinetto a sfere	2
44	53.1501.22	Coperchio laterale	1
45	90.3898.00	OR D. 56.82x2.62 NBR SH. 70 3225	1
46	90.1641.00	Anello rad. D.25.0x62.0x10.0	1
47	91.4892.00	Linguetta 8x7x35	1
48	98.2108.00	Asta livello olio G3/8''x45 D.7	1
49	90.3917.00	OR D.88.57x2.62 NBR SH. 70 3350	1
50	53.1601.22	Coperchio posteriore	1
51	98.2040.00	Tappo G1/4''x9	1
52	90.3585.00	OR D.10.82x1.78 NBR SH. 70 2043	1
53	99.3037.00	Vite M8x16 5739	4
54	96.7016.00	Rosetta D.8.4x14.4x2.0	4
55	50.2000.74	Piedino pompa	2

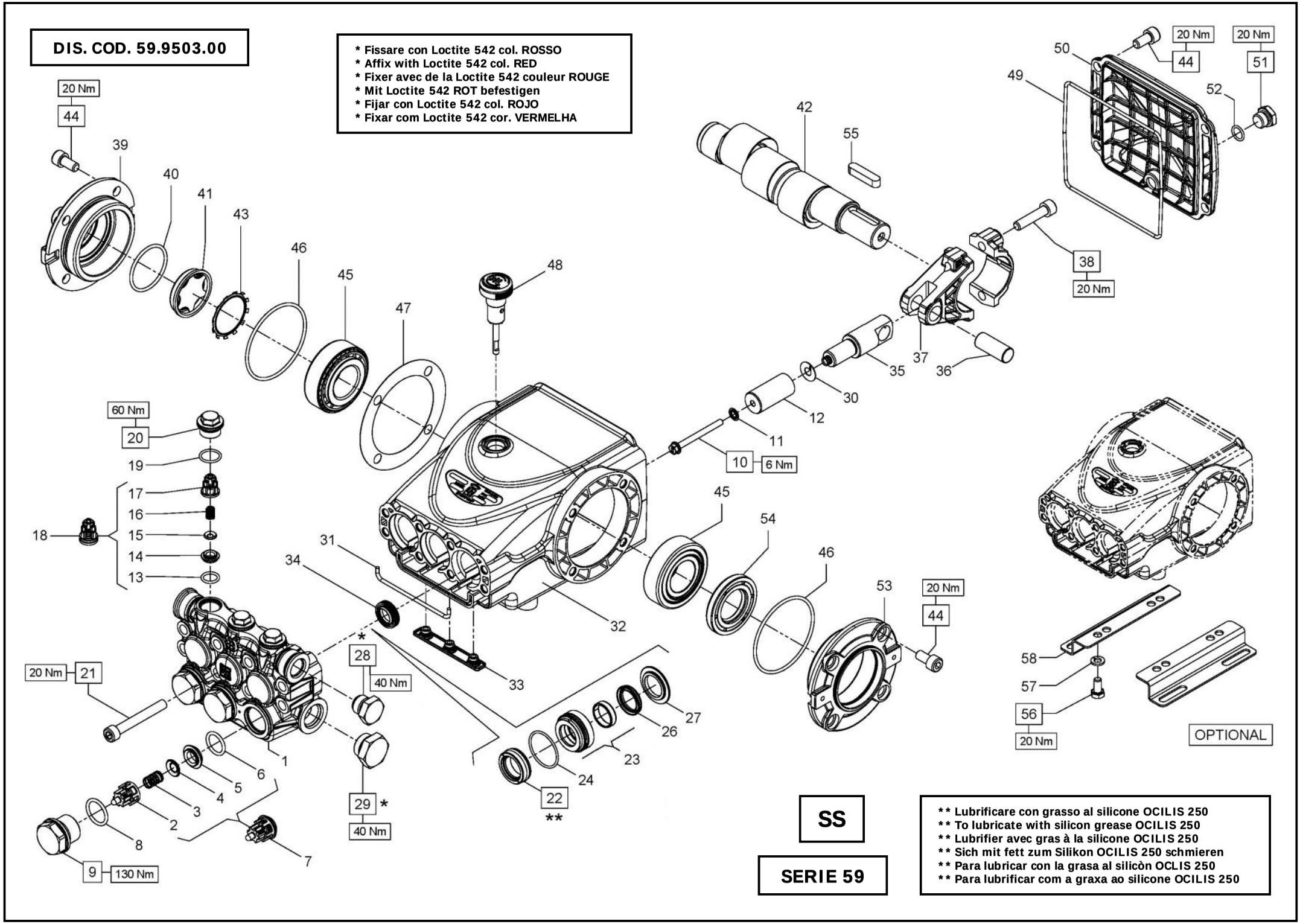
DIS. COD. 59.9503.00
* Fissare con Loctite 542 col. ROSSO
* Affix with Loctite 542 col. RED
* Fixer avec de la Loctite 542 couleur ROUGE
* Mit Loctite 542 ROT befestigen
* Fijar con Loctite 542 col. ROJO
* Fixar com Loctite 542 cor. VERMELHA
20 Nm
44
39
40
41
43
46
45
47
48
42
55
50
49
52
51
38
37
36
35
30
12
11
10
6 Nm
60 Nm
20
19
17
16
15
14
13
18
31
34
32
33
28
40 Nm
29 *
40 Nm
21
1
2
3
4
5
6
7
8
9
130 Nm
22
**
24
23
26
27
54
53
58
57
56
OPTIONAL
SS
SERIE 59
** Lubrificare con grasso al silicone OCILIS 250
** To lubricate with silicon grease OCILIS 250
** Lubrifier avec gras à la silicone OCILIS 250
** Sich mit fett zum Silikon OCILIS 250 schmieren
** Para lubricar con la grasa al silicòn OCLIS 250
** Para lubrificar com a graxa ao silicone OCILIS 250

SS3B2013 - SS3B2015 - SS3B2018
SS3B2021 - SS3C2015 - SS3C2018 - SS3C2021

KIT RICAMBI – SPARE KITS

KIT Nr.	KIT 341	KIT 334	KIT 349	KIT 336	KIT 271	PISTON D. 20 KIT 350	PISTON D. 20 KIT 351	PISTON D. 22 KIT 352	PISTON D. 22 KIT 353
Posizioni incluse Positions included	2 - 3 - 4 5 - 6 (7)	13 - 14 - 15 16 - 17 (18)	8 - 9	19 - 20	34	22 - 24 26	22 - 23 - 24 26 - 27	22 - 24 26	22 - 23 - 24 26 - 27
Nr. Pcs.	3	3	3	3	3	3	1	3	1

PISTONE - PISTON D. 20	PISTONE - PISTON D. 22
SS3B2013 - SS3B2015 SS3C2015 - SS3C2018	SS3B2018 - SS3B2021 - SS3C2021

POS	COD.	DESCRIZIONE – DESCRIPTION - KIT	NR
1	59.1222.36 59.1223.36	Testata pompa D.20 Testata pompa D.22	1
2	36.2025.51	Guida valvola d'aspirazione 341	3
3	94.7373.00	Molla Dm. 9.4x14.8 341	3
4	36.2001.76	Valvola sferica d'aspirazione 341	3
5	36.2036.66	Sede valvola d'aspirazione 341	3
6	90.3841.00	OR D.17.13x2.62 NBR SH. 70 3068 341	3
7	36.7130.01	Gr. valvola aspirazione 341	3
8	90.3847.00	OR D.20.24x2.62 NBR 70 SH 3081 349	3
9	98.2229.00	Tappo M24x1.5x17 349	3
10	99.1690.00	Vite M5x55	3
11	96.6905.00	Rosetta D. 5.0x11.5x0.4	3
12	59.0400.09 59.0401.09	Pistone D. 20x42 Pistone D. 22x42	3
13	90.3674.00	OR D.12.00x2.00 NBR SH. 70 334	3
14	53.2111.66	Sede valvola di mandata 334	3
15	36.2112.76	Valvola sferica di mandata 334	3
16	94.7333.00	Molla Dm. 6.7x10.4 334	3
17	36.2111.51	Guida valvola di mandata 334	3
18	36.7245.01	Gr. valvola di mandata 334	3

POS	COD.	DESCRIZIONE – DESCRIPTION - KIT	NR
19	90.3593.00	OR D.15.60x1.78 NBR 70 SH 2062 336	3
20	98.2137.20	Tappo M18x1.5x10 336	3
21	99.3176.00	Vite M8x60 UNI 5931	8
22	90.2260.00 90.2312.00	An. ten. alt. D. 20.0x30.0x10 HP 350 351 An. ten. alt. D. 22.0x32.0x10 HP 352 353	3
23	59.6064.01 59.6065.01	Gr. supp. guarn./boccola D.20 351 Gr. supp. guarn./boccola D.22 353	3
24	90.3612.00	OR D. 31.47x1.78 NBR 70 SH. 2125 350 351 352 353	3
26	90.2250.00 90.2300.00	Anello ten. alt. D. 20x26.15 LP 350 351 Anello ten. alt. D. 22x26.15 LP 352 353	3
27	59.2115.56 59.2116.56	Anello per tenuta D. 20 351 Anello per tenuta D. 22 353	3
28	98.2100.66	Tappo G 3/8"x13	1
29	98.2180.00	Tappo G 1/2"x10	1
30	96.6990.00	Rosetta D. 7.5x23.0x0.5	3
31	59.2110.82	Guarnizione spugna D. 3x103	1
32	59.0101.22	Carter pompa	1
33	58.2104.51	Protezione	1
34	90.1565.50	Anello rad. D. 15.0x24.0x5.0/7.0 271	3
35	59.0501.66	Guida pistone	3
36	97.7399.00	Spinotto D. 14x34	3
37	59.0300.01	Biella	3
38	99.3099.00	Vite serraggio biella M 8x35	6

POS	COD.	DESCRIZIONE – DESCRIPTION - KIT	NR
39	59.1502.22	Coperchio laterale spia	1
40	90.3877.00	OR D. 39.34x2.62 NBR 70 SH. 3156	1
41	70.2118.01	Spia livello olio	1
42	59.0201.35 59.0202.35 59.0203.35	Albero ecc. C.13 - SS3B2021 Albero ecc. C.12 - SS3B2015 SS3B2018 SS3C2018 SS3C2021 Albero ecc. C.10 - SS3B2013 SS3C2015	1
43	90.0756.00	Anello d'arresto ZJ45	1
44	99.3038.00	Vite M8x16 UNI 5931	12
45	91.8375.00	Cuscinetto a rulli	2
46	90.3913.00	OR D. 67.95x2.62 NBR SH. 70 3628	2
47	97.5678.00 97.5680.00	Spessore D. 74.5x104.0x0.1 Spessore D. 74.5x104.0x0.3	1
48	98.2105.00	Asta livello olio G 3/8"x51	1
49	90.3922.00	OR D. 133.02x2.62 NBR SH. 70 3525	1
50	59.1601.22	Coperchio posteriore	1
51	98.2040.00	Tappo G 1/4"x9	1
52	90.3585.00	OR D. 10.82x1.78 NBR SH. 70 2043	1
53	59.1501.22	Coperchio laterale aperto	1
54	90.1648.00	Anello rad. D. 30.0x55.0x7.0	1
55	91.4892.00	Linguetta 8x7x35	1
56	99.3037.00	Vite M 8x16 UNI 5739	4
57	96.7016.00	Rosetta D. 8.4 UNI 1751	4
58	50.2000.74	Piedino pompa	2

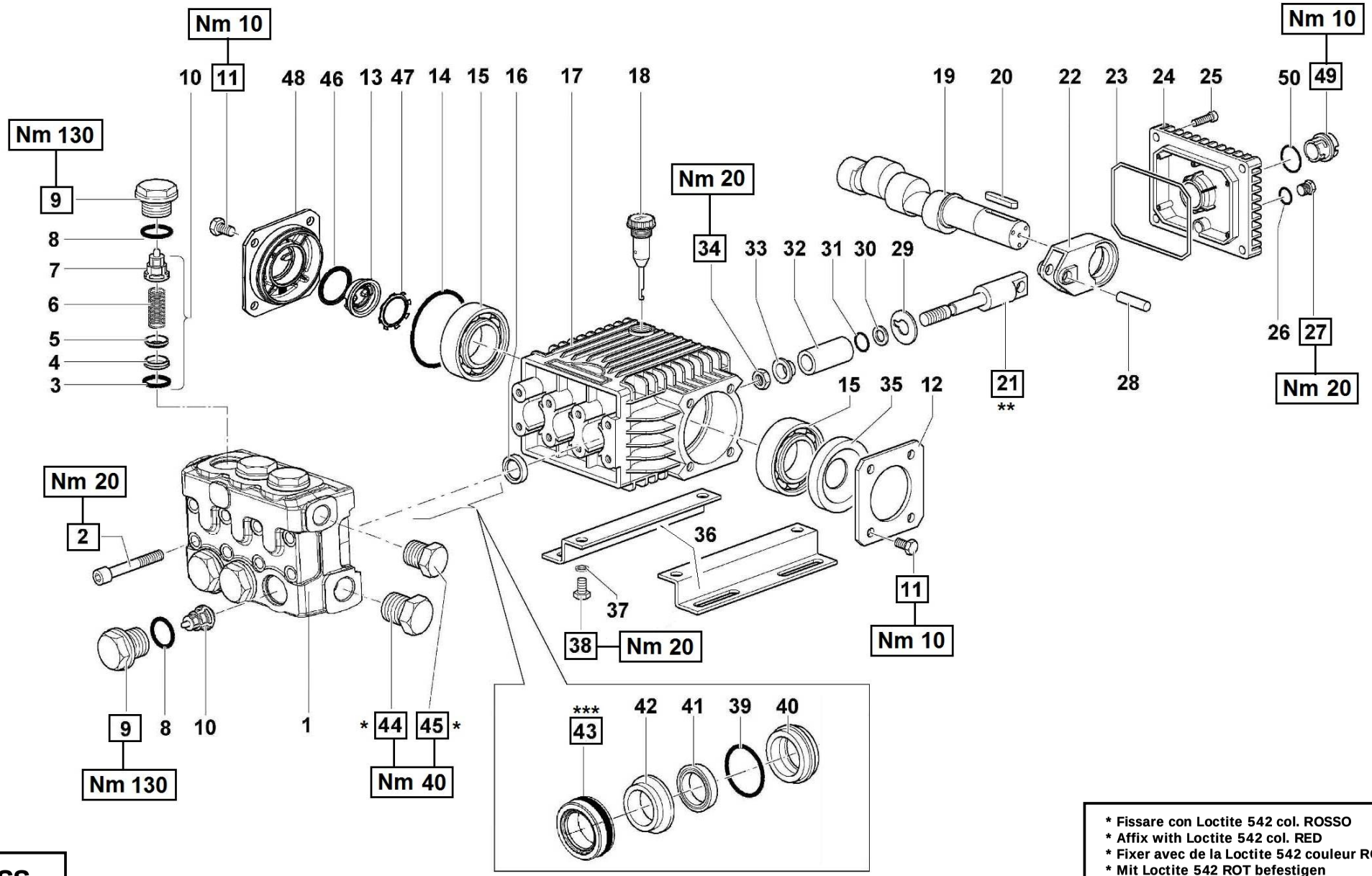

SS

SERIE 63

DIS. COD. 63.9508.00

*** Lubrificare con grasso al silicone OCILIS 250
*** To lubricate with silicon grease OCILIS 250
*** Lubrifier avec gras à la silicone OCILIS 250
*** Sich mit fett zum Silikon OCILIS 250 schmieren
*** Para lubricar con la grasa al silicón OCILIS 250
*** Para lubrificar com a graxa ao silicone OCILIS 250

* Fissare con Loctite 542 col. ROSSO
* Affix with Loctite 542 col. RED
* Fixer avec de la Loctite 542 couleur ROUGE
* Mit Loctite 542 ROT befestigen
* Fijar con Loctite 542 col. ROJO
* Fixar com Loctite 542 cor. VERMELHA

** Fissare con Loctite 270 col. VERDE
** Affix with Loctite 270 col. GREEN
** Fixer avec de la Loctite 270 couleur VERT
** Mit Loctite 270 GRÜN befestigen
** Fijar con Loctite 270 col. VERDE
** Fixar com Loctite 270 cor. VERDE

SSE1505 - SSE1507 - SSE1509 - SSE1411 - SSE1413
SSE1414 - SSU1509 - SSU1511 - SSU1413 - SSU1415

KIT RICAMBI – SPARE KITS			PISTONE – PISTON D. 15		PISTONE – PISTON D. 18	
KIT Nr.	KIT 159	KIT 192	KIT 214	KIT 215	KIT 204	KIT 216
Posizioni incluse Positions included	16	3 - 4 5 - 6 - 7 (10)	41 - 43	39 - 40 41 - 42 43	41 - 43	39 - 40 41 - 42 43
Nr. Pcs.	3	6	3	1	3	1

PISTONE – PISTON D. 15	PISTONE – PISTON D. 18
SSE1505 - SSE1507 - SSE1509 SSU1509 - SSU1511	SSE1411 - SSE1413 - SSE1414 SSU1413 - SSU1415

POS	COD.	DESCRIZIONE – DESCRIPTION - KIT	NR
1	63.1216.36 63.1219.36	Testata D. 15 Testata D. 18	1
2	99.3193.00	Vite M8x65 UNI 5931	8
3	90.3841.00	OR D. 17.13x2.62 NBR SH. 70 3068 192	6
4	36.2036.66	Sede valvola 192	6
5	36.2001.76	Valvola 192	6
6	94.7373.00	Molla Dm. 9.4x14.8 192	6
7	36.2025.51	Guida valvola 192	6
8	90.3847.00	OR D. 20.24x2.62 NBR SH. 90 3081	6
9	98.2229.00	Tappo M24x1.5x17	6
10	36.7130.01	Gr. valvola aspiraz./mandata 192	6
11	99.1808.00	Vite M6x10 UNI 5739	8
12	63.1500.76	Coperchio laterale	1
13	53.2108.51	Vetrino spia livello olio	1
14	90.3848.00	OR D. 56.82x2.62 NBR SH. 70 3225	1
15	91.8331.00	Cuscinetto a sfere	2
16	90.1595.00	Anello rad. D. 18.0x26.0x6.0 159	3
17	63.0100.22	Carter pompa	1
18	98.2103.00	Tappo carico olio G 3/8”	1

POS	COD.	DESCRIZIONE – DESCRIPTION – KIT	NR
19	63.0212.65 63.0216.65 63.0218.65 63.0205.65	Albero ecc. C.10 - SSE1507 SSE1411 SSU1509 SSU1413 Albero ecc. C.12 - SSE1509 SSE1413 SSU1511 SSU1415 Albero ecc. C.13 - SSE1414 Albero ecc. C.6.5 - SSE1505	1
20	91.4892.00	Linguetta	1
21	63.0501.66	Guida pistone	3
22	63.0300.22	Biella	3
23	90.3920.00	OR D. 101.27x2.62 NBR SH. 70 3400	1
24	63.1600.22 63.1601.22	Coperchio posteriore - OPTIONAL Coperchio posteriore	1
25	99.1838.00	Vite M6x14 UNI 5931	4
26	90.3585.00	OR D. 10.82x1.78 NBR SH. 70 2043	1
27	98.2040.00	Tappo G 1/4”x9	1
28	97.7335.00	Spinotto D. 9x27.5	3
29	96.7076.00	Rosetta D. 9x25.0x0.5	3
30	90.5022.00	Anello antiest. D. 6.2x9.0x1.5	3
31	90.3573.00	OR D. 5.28x1.78 NBR SH. 70 2021	3
32	52.0400.09 44.0401.09	Pistone D. 15 Pistone D. 18	3
33	63.2115.66	Rosetta con collare D. 8	3
34	92.2215.00	Dado M8 - INOX	3
35	90.1641.00	Anello rad. D. 25.0x62.0x10.0	1
36	50.2000.74	Piedino pompa	2
37	96.7016.00	Rosetta D. 8.4 UNI 1751	4
38	99.3037.00	Vite M8x16 5739	4

POS	COD.	DESCRIZIONE – DESCRIPTION - KIT	NR
39	90.3608.00	OR D. 28.3x1.78 NBR SH. 70 2112 215-216	3
40	63.0806.66 63.0807.66	Anello di fondo D. 15 - INOX 215 Anello di fondo D. 18 – INOX 216	3
41	90.2150.00 90.2200.00	Anello ten. alt. D. 15x19.5 LP 214-215 Anello ten. alt. D. 18x22.5 LP 204-216	3
42	63.2164.66 63.2165.66	Anello intermedio D. 15 - INOX 215 Anello intermedio D. 18 - INOX 216	3
43	90.2160.00 90.2210.00	Anello ten. alt. D. 15x24x8.5 HP 214-215 Anello ten. alt. D. 18x28x10 HP 204-216	3
44	98.2180.00	Tappo G 1/2”x10	1
45	98.2100.66	Tappo G 3/8”x13 - INOX	1
46	90.3859.00	OR D. 26.07x2.62 NBR SH. 70 3100	1
47	90.0671.00	Anello d’arresto ZJ30	1
48	53.1200.22	Coperchio laterale carter	1
49	63.2100.51	Spia livello olio – OPTIONAL	1
50	90.4051.00	OR D. 26.58x3.53 NBR SH. 70 4106 OPTIONAL	1

VERSION B (for electric motors IEC 100-112 B14)

SSE1505 - SSE1507 - SSE1509 - SSE1411
SSE1413 - SSE1414

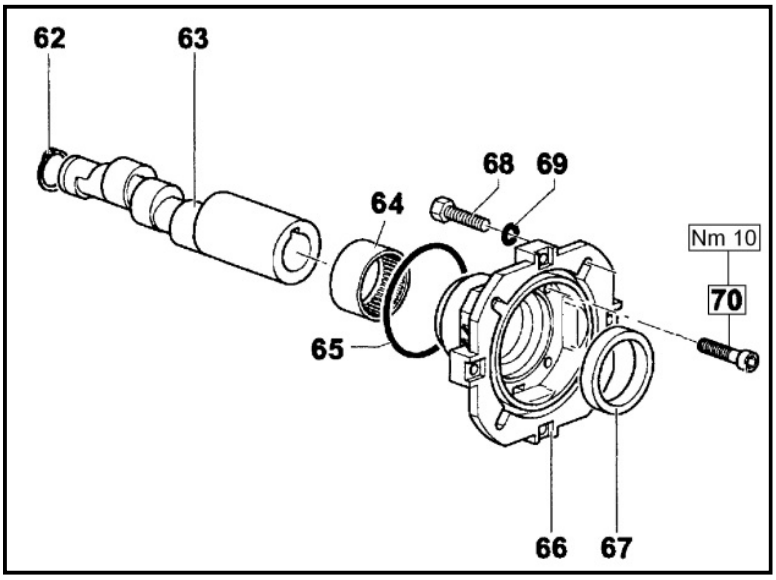

POS	COD.	DESCRIZIONE - DESCRIPTION	NR
62	90.0635.00	Anello d'arresto A25 UNI 7435	1
63	63.0245.65 63.0252.65 63.0256.65 63.0295.65	Albero ecc. C.6.5 - SSE1505 Albero ecc. C.10 - SSE1507 SSE1411 Albero ecc. C.12 - SSE1509 SSE1413 Albero ecc. C.13 - SSE1414	1
64	91.8568.00	Boccola a rullini	1
65	90.4097.00	OR D. 55.56x3.56 NBR SH. 70 159	1
66	10.0494.22	Flangia per motore elettrico	1
67	90.1690.00	Anello rad. D. 45.0x62.0x8.0	1
68	99.3067.00	Vite M8x25 UNI 5739	4
69	96.7014.00	Rosetta D. 8.4x13.0x0.8	4
70	99.1913.00	Vite M6x30 UNI 5931	4

SERIE 63

DIS. COD. 63.9502.00

INTERPUMP GROUP

SERIE 66

SS

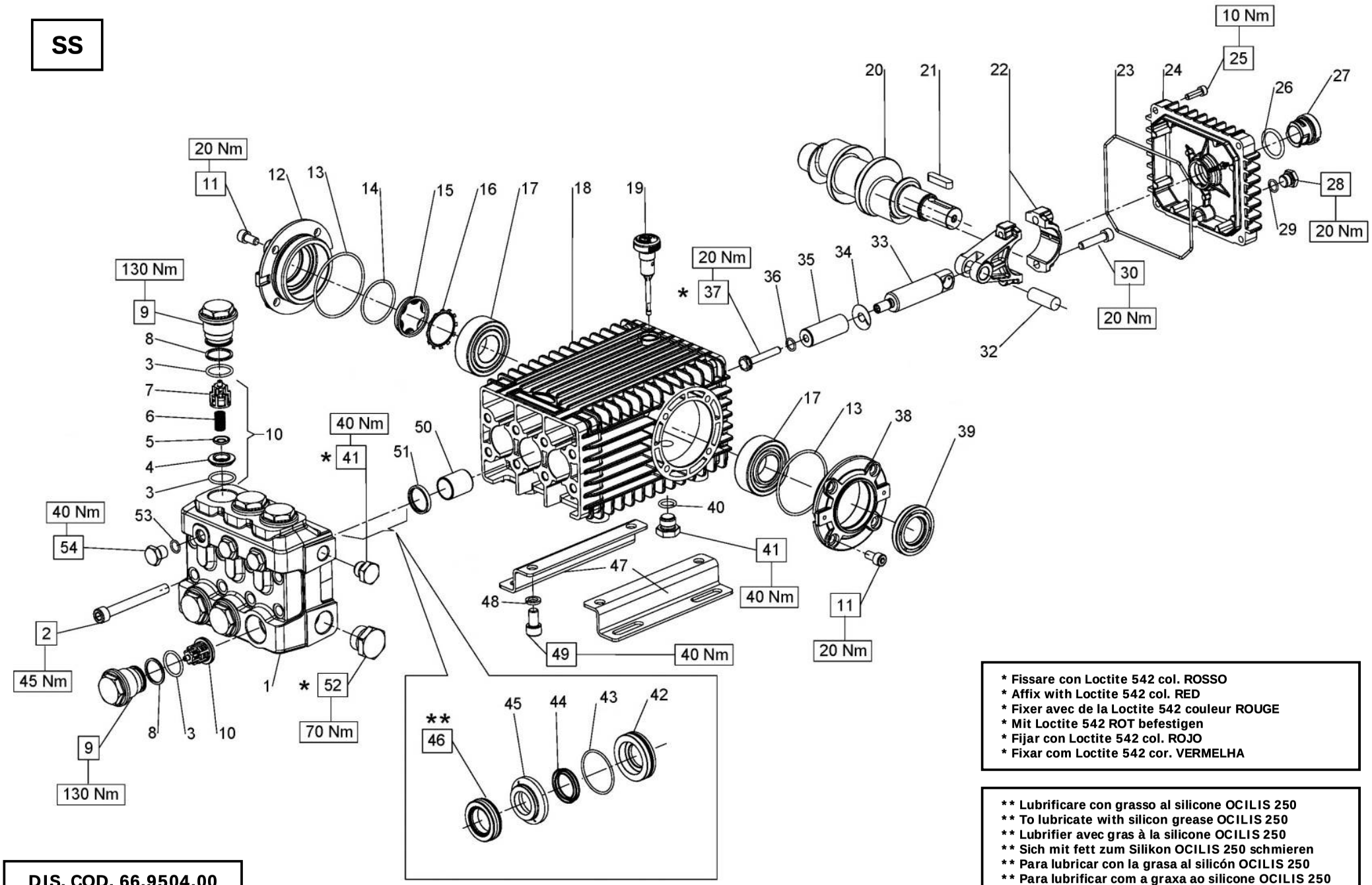

* Fissare con Loctite 542 col. ROSSO
* Affix with Loctite 542 col. RED
* Fixer avec de la Loctite 542 couleur ROUGE
* Mit Loctite 542 ROT befestigen
* Fijar con Loctite 542 col. ROJO
* Fixar com Loctite 542 cor. VERMELHA

** Lubrificare con grasso al silicone OCILIS 250
** To lubricate with silicon grease OCILIS 250
** Lubrifier avec gras à la silicone OCILIS 250
** Sich mit fett zum Silikon OCILIS 250 schmieren
** Para lubricar con la grasa al silicón OCILIS 250
** Para lubrificar com a graxa ao silicone OCILIS 250

DIS. COD. 66.9504.00

SSE2025 - SSE2030 - SSE2035 - SSE2041
SSU2030 - SSU2035 - SSU2040 - SSU2050

KIT RICAMBI – SPARE KITS

				PISTONE - PISTON D. 20		PISTONE - PISTON D. 22		PISTONE - PISTON D. 24	
KIT Nr.	**KIT 2**	**KIT 3**	**KIT 228**	**KIT 206**	**KIT 217**	**KIT 208**	**KIT 218**	**KIT 210**	**KIT 219**
Posizioni incluse Positions included	**51**	**39**	**3 - 4 5 - 6 7 (10)**	**44 - 46**	**42 - 43 44 - 45 46**	**44 - 46**	**42 - 43 44 - 45 46**	**44 - 46**	**42 - 43 44 - 45 46**
Nr. Pcs.	**3**	**2**	**6**	**3**	**1**	**3**	**1**	**3**	**1**

PISTONE - PISTON D. 20	PISTONE - PISTON D. 22
SSE2025 - SSU2030 - SSU2035	SSE2030 - SSE2035 - SSU2040
PISTONE - PISTON D. 24	
SSE2041 - SSU2050	

POS	COD.	DESCRIZIONE – DESCRIPTION - KIT	NR
1	66.1203.36 66.1204.36 66.1205.36	Testata D. 20 Testata D. 22 Testata D. 24	1
2	99.3802.00	Vite M10x90 UNI 5931	8
3	90.3857.00	OR D. 23.81x2.62 NBR SH. 70 132 228	12
4	36.2037.66	Sede valvola sferica 228	6
5	36.2034.76	Valvola 228	6
6	94.7388.00	Molla Dm. 10.0x18.5 228	6
7	36.2035.51	Guida valvola 228	6
8	90.5165.00	Anello antiest. D. 24.7x29.0x1.5	6
9	66.1302.66	Tappo M32x1.5x29.5	6
10	36.7131.01	Gr. valvola aspiraz./mandata 228	6
11	99.3038.00	Vite M8x16 UNI 5931 - INOX	8
12	47.1512.22	Coperchio cuscinetto lato spia	1
13	90.3913.00	OR D. 67.95x2.62 NBR SH. 70 3268	2
14	90.3877.00	OR D. 39.34x2.62 NBR SH. 70 3156	1
15	70.2118.01	Spia livello olio	1
16	90.0756.00	Anello d'arresto D. 45	1
17	91.8380.00	Cuscinetto a rulli	2

POS	COD.	DESCRIZIONE – DESCRIPTION - KIT	NR
18	66.0100.22	Carter pompa	1
19	98.2106.00	Tappo carico olio G 3/8"	1
20	66.0200.35 66.0204.35	Albero ecc. C.19 – SSE2025 SSE2030 SSU2030 Albero ecc. C.21 - SSE2035 SSE2014 SSU2035 SSU2040 SSU2050	1
21	91.4892.00	Linguetta 9x7x35 UNI 6604	1
22	66.0300.01	Biella completa	3
23	90.3922.00	OR D. 133.02x2.62 NBR SH. 70 3525	1
24	66.1600.22	Coperchio posteriore	1
25	99.1883.00	Vite M6x20 UNI 5931	4
26	90.4051.00	OR D. 26.58x3.53 NBR SH. 70 4106	1
27	63.2100.51	Spia livello olio	1
28	98.2040.00	Tappo G 1/4"x9	1
29	90.3585.00	OR D. 10.82x1.78 NBR SH. 70 2043	1
30	99.3099.00	Vite M8x35 UNI 5931	6
32	97.7405.00	Spinotto D. 14x39	3
33	66.0501.66	Guida pistone	3
34	96.7098.00	Rosetta D. 10.0x28.0x0.5	3
35	66.0400.09 66.0401.09 66.0404.09	Pistone D. 20x54 Pistone D. 22x54 Pistone D. 24x54	3
36	90.3584.00	OR D. 10.82x1.78 NBR SH. 90 2043	3
37	66.2196.66	Vite fissaggio pistone	3
38	47.1510.22	Coperchio cuscinetto aperto	1

POS	COD.	DESCRIZIONE – DESCRIPTION - KIT	NR
39	90.1648.00	Anello rad. D. 30.0x55.0x7.0 3	1
40	90.3833.00	OR D. 13.95x2.62 NBR SH. 70 3056	1
41	98.2100.66	Tappo G 3/8"x13	2
42	66.0817.66 66.0818.66 66.0819.66	Anello di fondo D. 20 217 Anello di fondo D. 22 218 Anello di fondo D. 24 219	3
43	90.3616.00	OR D.34.65x1.78 NBR SH. 70 2137 217-218-219	3
44	90.2250.00 90.2300.00 90.2350.00	Anello tenuta D. 20x26.15 LP 206-217 Anello tenuta D. 22x28.15 LP 208-218 Anello tenuta D. 24x30.15 LP 210-219	3
45	66.2172.66 66.2173.66 66.2174.66	Anello intermedio D. 20 217 Anello intermedio D. 22 218 Anello intermedio D. 24 219	3
46	90.2260.00 90.2312.00 90.2360.00	Anello tenuta D. 20x30x10 HP 206-217 Anello tenuta D. 22x32x10 HP 208-218 Anello tenuta D.24x34x10 HP 210-219	3
47	47.2000.74	Piede pompa	2
48	96.7106.00	Rosetta D. 10.2 DIN 7980	4
49	99.3644.00	Vite M10x18 UNI 5931	4
50	90.9126.00	Boccola D. 22x25x30	3
51	90.1625.00	Anello rad. D. 22.0x32.0x5.5 2	3
52	98.2266.00	Tappo G 3/4"x16	1
53	90.3585.00	OR D. 10.82x1.78 NBR SH. 70 2043	3
54	98.2046.00	Tappo G 1/4"x13	3

SERIE 66

SS

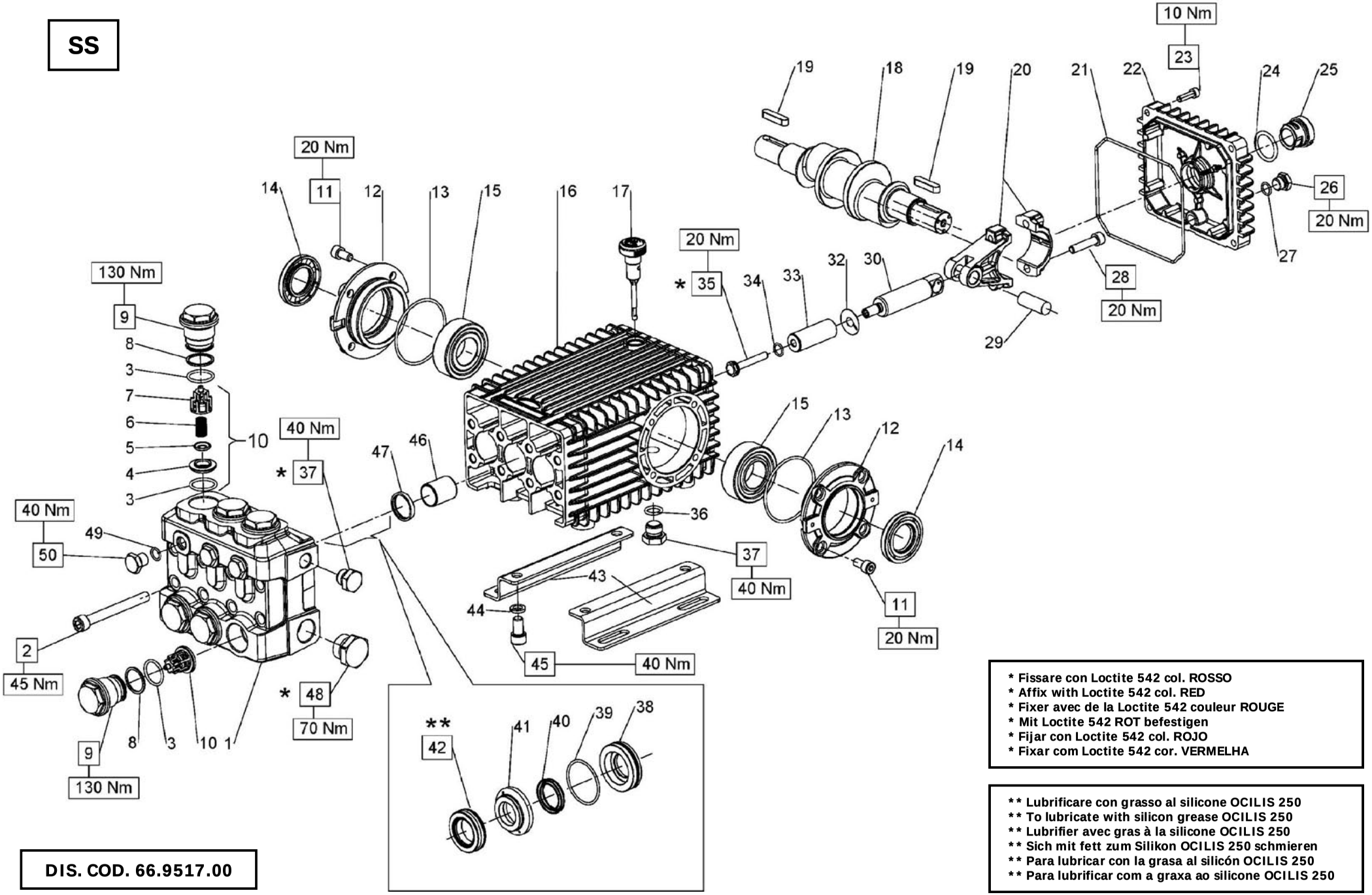

* Fissare con Loctite 542 col. ROSSO
* Affix with Loctite 542 col. RED
* Fixer avec de la Loctite 542 couleur ROUGE
* Mit Loctite 542 ROT befestigen
* Fijar con Loctite 542 col. ROJO
* Fixar com Loctite 542 cor. VERMELHA

** Lubrificare con grasso al silicone OCILIS 250
** To lubricate with silicon grease OCILIS 250
** Lubrifier avec gras à la silicone OCILIS 250
** Sich mit fett zum Silikon OCILIS 250 schmieren
** Para lubricar con la grasa al silicón OCILIS 250
** Para lubrificar com a graxa ao silicone OCILIS 250

DIS. COD. 66.9517.00

SSE2025 - SSE2030 - SSU2030

KIT RICAMBI – SPARE KITS

KIT Nr.	KIT 2	KIT 3	KIT 228	PISTONE - PISTON D. 20 KIT 206	PISTONE - PISTON D. 20 KIT 217	PISTONE - PISTON D. 22 KIT 208	PISTONE - PISTON D. 22 KIT 218
Posizioni incluse Positions included	47	14	3 - 4 5 - 6 7 (10)	40 - 42	38 - 39 40 - 41 42	40 - 42	38 - 39 40 - 41 42
Nr. Pcs.	3	2	6	3	1	3	1

PISTONE - PISTON D. 20	PISTONE - PISTON D. 22
SSE2025 - SSU2030	SSE2030

POS	COD.	DESCRIZIONE – DESCRIPTION - KIT	NR
1	66.1203.36 66.1204.36	Testata D. 20 Testata D. 22	1
2	99.3802.00	Vite M10x90 UNI 5931	8
3	90.3857.00	OR D. 23.81x2.62 NBR SH. 70 132 228	12
4	36.2037.66	Sede valvola sferica 228	6
5	36.2034.76	Valvola 228	6
6	94.7388.00	Molla Dm. 10x18.5 228	6
7	36.2035.51	Guida valvola 228	6
8	90.5165.00	Anello antiest. D. 24.7x29.0x1.5	6
9	66.1302.66	Tappo M32x1.5x29.5	6
10	36.7131.01	Gr. valvola aspiraz./mandata 228	6
11	99.3038.00	Vite M8x16 UNI 5931	8
12	47.1510.22	Coperchio cuscinetto aperto	2
13	90.3913.00	OR D. 67.95x2.62 NBR SH. 70 3268	2
14	90.1648.00	Anello rad. D. 30.0x55.0x7.0 3	2
15	91.8380.00	Cuscinetto a rulli	2
16	66.0100.22	Carter pompa	1
17	98.2106.00	Tappo carico olio G 3/8”	1
18	66.0210.35	Albero ecc. C.19	1
19	91.4892.00	Linguetta 9x7x35 UNI 6604	2
20	66.0300.01	Biella completa	3
21	90.3922.00	OR D. 133.02x2.62 NBR SH. 70 3525	1
22	66.1600.22	Coperchio posteriore	1
23	99.1883.00	Vite M6x20 UNI 5931	4
24	90.4051.00	OR D. 26.58x3.53 NBR SH. 70 4106	1
25	63.2100.51	Spia livello olio	1
26	98.2040.00	Tappo G 1/4”x9	1
27	90.3585.00	OR D. 10.82x1.78 NBR SH. 70 2043	1
28	99.3099.00	Vite M8x35 UNI 5931	6
29	97.7405.00	Spinotto D. 14x39	3
30	66.0501.66	Guida pistone	3
32	96.7098.00	Rosetta D. 10x28.0x0.5	3
33	66.0400.09 66.0401.09	Pistone D. 20x54 Pistone D. 22x54	3
34	90.3584.00	OR D. 10.82x1.78 NBR SH. 90 2043	3
35	66.2196.66	Vite fissaggio pistone	3
36	90.3833.00	OR D. 13.95x2.62 NBR SH. 70 3056	1
37	98.2100.66	Tappo G 3/8”x13	2
38	66.0817.66 66.0818.66	Anello di fondo D. 20 217 Anello di fondo D. 22 218	3
39	90.3616.00	OR D. 34.65x1.78 NBR SH. 70 2137 217-218-219	3
40	90.2250.00 90.2300.00	Anello tenuta D. 20x26.15 LP 206-217 Anello tenuta D. 22x28.15 LP 208-218	3
41	66.2172.66 66.2173.66	Anello intermedio D. 20 217 Anello intermedio D. 22 218	3
42	90.2260.00 90.2312.00	Anello tenuta D. 20x30x10 HP 206-217 Anello tenuta D. 22x32x10 HP 208-218	3
43	47.2000.74	Piede pompa	2
44	96.7106.00	Rosetta D. 10.2 DIN 7980	4
45	99.3644.00	Vite M10x18 UNI 5931	4
46	90.9126.00	Boccola D. 22x25x30	3
47	90.1625.00	Anello rad. D. 22.0x32.0x5.5 2	3
48	98.2266.00	Tappo G 3/4”x16	1
49	90.3585.00	OR D. 10.82x1.78 NBR SH. 70 2043	3
50	98.2046.00	Tappo G 1/4”x13	3

Flangia tipo "A" per azionamenti diretti

OPTIONAL

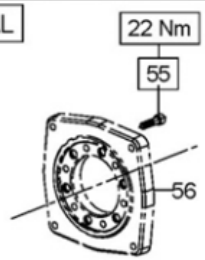

Campana e Giunto per accoppiamenti a motori idraulici SAE C

OPTIONAL

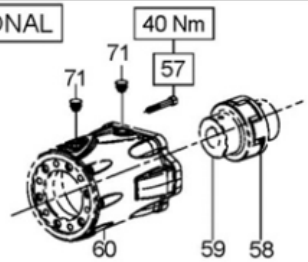

Presa di forza ausiliare su lato opposto azionamento

OPTIONAL

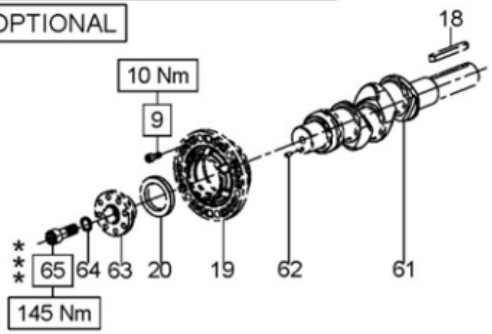

Sistema Flussaggio tenute

OPTIONAL

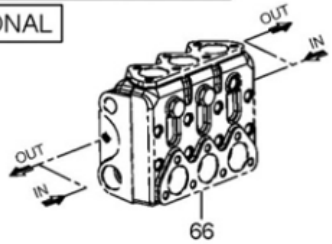

VERSIONI: SS7061H
SS7070H
SS7091H

40 Nm 11 10 Nm 9 12 13 14 15 30 Nm 16 17 18 2 3 19 10 Nm 9 20 35 Nm * 36 37 38 39 40 41 42 43 44 45 46 48 47 10 51 53 50 49 52 22 23 24 25 26 27 28 20 Nm 49 9 10 Nm 8 7 6 5 4 3 2 1 29 30 31 ** 32 33 ** 54 40 Nm 72 73 * 47 40 39 38 34 46 45 44 43 42 41 35 Nm 35 * 37 36 * 35 Nm

SERIE 70

VERSIONI: SS7030
SS7037
SS7045

SS

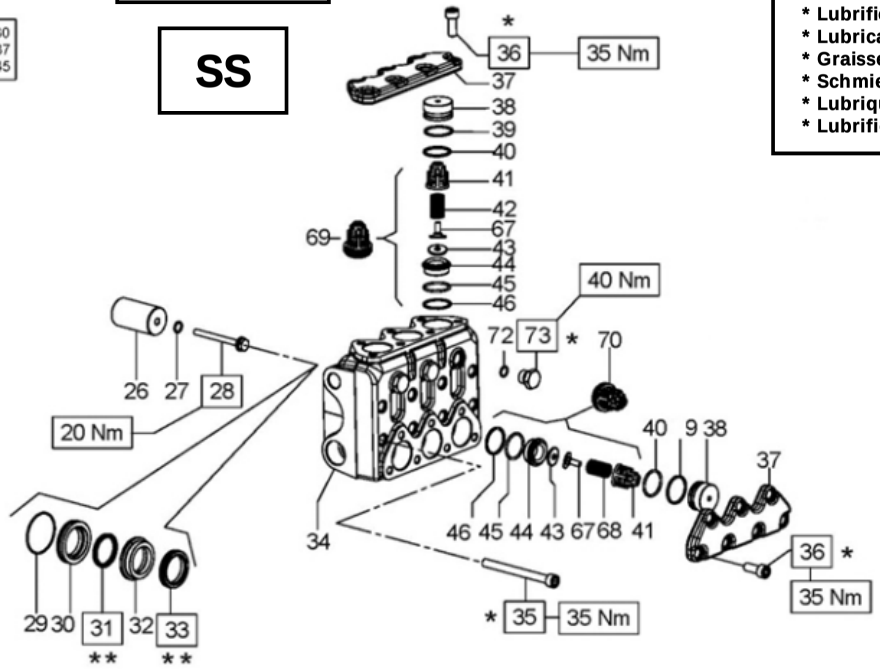

* Lubrificare le filettature con grasso al Bisolfuro di Molibdeno.
* Lubricate the threads with Molybdenum Disulfide grease.
* Graisser le filetage avec Bisolfure de Molybdène graisse.
* Schmieren Sie die Gewinde mit Molybdändisulfidtt.
* Lubrique las roscas con grasa de Disulfuro de Molibdeno.
* Lubrifique com graxa de Molibdênio Dissulfeto.

** Lubrificare con grasso al silicone.
** Lubricate with silicon grease.
** Graisser avec de la graisse su silicone.
** Schmieren mit Silikonfett.
** Lubrique con grasa de silicona.
** Lubrifique com graxa de silicone.

*** Fissare con Loctite 243 col. BLU
*** Affix with Loctite 243 col. BLUE
*** Fixer avec de la Loctite 243 couleur BLUE
*** Mit Loctite 243 BLAU befestigen
*** Fijar con Loctite 243 col. AZUL
*** Fixar com Loctite 243 cor. BLUE

COD. DIS. 70.9510.00

INTERPUMP GROUP — GENERAL PUMP

SS7030 - SS7037 - SS7045

KIT RICAMBI – SPARE KITS

KIT NR.	KIT 2120	KIT 2121	KIT 2156 2157 - 2158	PISTONE – PISTON D. 20 KIT 238	PISTONE – PISTON D. 20 KIT 2211	PISTONE – PISTON D. 22 KIT 202	PISTONE – PISTON D. 22 KIT 2212	PISTONE – PISTON D. 24 KIT 2170	PISTONE – PISTON D. 24 KIT 2171
Posizioni incluse Positions included	41 - 43 44 - 45 46 - 67 68 (70)	41 - 42 43 - 44 45 - 46 67 (69)	51 - 52	31 - 33	3 - 5 - 7 10 - 14 - 20 24 - 27 - 29 31 - 33 - 39 40 - 45 - 46 - 72	31 - 33	3 - 5 - 7 10 - 14 - 20 24 - 27 - 29 31 - 33 - 39 40 - 45 - 46 - 72	31 - 33	3 - 5 - 7 10 - 14 - 20 24 - 27 - 29 31 - 33 - 39 40 - 45 - 46 - 72
Nr. Pcs.	3	3	3	3	1	3	1	3	1

PISTON D. 20	PISTON D. 22	PISTON D. 24
SS7030	SS7037	SS7045

POS	COD.	DESCRIZIONE – DESCRIPTION - KIT	NR
1	70.0100.22	Carter pompa	1
2	91.8477.00	Cuscinetto a sfere	2
3	90.3915.00	OR D. 80.6x2.62 NBR SH. 70 3318 2171-2211-2212	2
4	70.2200.81 70.2203.81	Spessore 0.1 mm. Spessore 0.25 mm.	-
5	90.0756.00	Anello d'arresto D. 45 2171-2211-2212	1
6	70.2118.01	Spia livello olio	1
7	90.3877.00	OR D. 39.34x2.62 NBR SH. 70 3156 2171-2211-2212	1
8	70.1501.22	Coperchio cuscinetto lato spia	1
9	99.1852.00	Vite M6x16 UNI 5931	20
10	90.3833.00	OR D. 13.95x2.62 NBR SH. 70 3056 2171-2211-2212	1
11	98.2100.66	Tappo G 3/8"x13	1
12	98.2115.00	Tappo con asta D. 21.5x70	1
13	70.1600.22	Coperchio posteriore carter	1
14	90.3942.00	OR D. 190.17x2.62 NBR SH. 70 3750 2171-2211-2212	1
15	98.2005.00	Tappo per foro D. 15	5
16	99.3123.00	Vite serraggio biella	6
17	70.0200.35	Albero ecc. C.23	1
18	91.4900.00	Linguetta 8x7x70 UNI 6604	1
19	70.1500.22	Coperchio cuscinetto lato PTO	1
20	90.1668.00	Anello rad. D. 35.0x52.0x7.0 2171-2211-2212	1
22	70.0500.15	Guida pistone	3
23	97.7420.00	Spinotto D. 18x36	3
24	90.1677.00	Anello rad. D. 36.0x47.0x6.0/7.5 2171-2211-2212	3
25	96.7099.00	Rosetta D. 10.0x45.0x1.0	3
26	70.0400.09 70.0401.09 70.0402.09	Pistone D. 20x95 Pistone D. 22x95 Pistone D. 24x62	3
27	90.3671.00	OR D. 11.00x2.00 NBR SH. 90 2171-2211-2212	3
28	70.2218.66	Vite fissaggio pistone	3
29	90.3626.00	OR D. 50.52x1.78 NBR SH. 70 2200 2171-2211-2212	3
30	70.0815.66 70.0816.66 70.0813.66	Anello di fondo D. 20 Anello di fondo D. 22 Anello di fondo D. 24	3
31	90.2250.00 90.2300.00 90.2350.00	An. ten. alt. D. 20x26.15 LP 238-2211 An. ten. alt. D. 22x26.15 LP 202-2212 An. ten. alt. D. 24x30.15 LP 2170-2171	3
32	70.2236.66 70.2238.66 70.2226.66	Anello intermedio D. 20 Anello intermedio D. 22 Anello intermedio D. 24	3
33	90.2262.00 90.2310.00 90.2364.00	An. ten. alt. D. 20x35x9 HP 238-2211 An. ten. alt. D. 22x35x9 HP 202-2212 An. ten. alt. D. 24x35x11.5 HP 2170-2171	3
34	70.1253.36 70.1240.36	Testata pompa D. 20 Testata pompa D. 22-24	1
35	99.3818.00	Vite M10x110 UNI 5931	8
36	99.3670.00	Vite M10x25 UNI 5631	14
37	70.2215.36	Coperchio valvole	2
38	70.2221.66	Tappo valvole aspiraz./mandata	6
39	90.5180.00	Anello antiest. D. 32.4x36.5x1.5 2171-2211-2212	6
40	90.3865.00	OR D. 29.82x2.62 NBR SH. 70 3118 2171-2211-2212	6
41	36.2097.51	Guida valvola aspir./mand. 2120-2121	6
42	94.7401.00	Molla Dm. 12.0x17.0 2121	3
43	36.2098.66	Valvola sferica 2120-2121	6
44	36.2094.66	Sede valvola 2120-2121	6
45	90.3865.00	OR D. 29.82x2.62 NBR SH. 3118 2120-2121-2171-2211-2212	6
46	90.5178.00	Anello antiest. D. 31.0x35.5x1.5 2120-2121-2171-2211-2212	6
48	70.0305.11	Biella completa	3
49	70.2225.51	Tappo carter	6
50	71.2259.51	Cappuccio tappo carter	3
51	90.9220.00 90.9221.00 90.9222.00	Semiboc. testa biella - Sup. 2156 Semiboc. testa biella +0.25 - Sup.2157 Semiboc. testa biella +0.50 - Sup.2158	3

INTERPUMP GROUP

GENERAL PUMP

SS7030 - SS7037 - SS7045

KIT RICAMBI – SPARE KITS

KIT NR.	KIT 2120	KIT 2121	KIT 2156 2157 - 2158	PISTONE – PISTON D. 20 KIT 238	PISTONE – PISTON D. 20 KIT 2211	PISTONE – PISTON D. 22 KIT 202	PISTONE – PISTON D. 22 KIT 2212	PISTONE – PISTON D. 24 KIT 2170	PISTONE – PISTON D. 24 KIT 2171
Posizioni incluse Positions included	41 - 43 44 - 45 46 - 67 68 (70)	41 - 42 43 - 44 45 - 46 67 (69)	51 - 52	31 - 33	3 - 5 - 7 10 - 14 - 20 24 - 27 - 29 31 - 33 - 39 40 - 45 - 46 - 72	31 - 33	3 - 5 - 7 10 - 14 - 20 24 - 27 - 29 31 - 33 - 39 40 - 45 - 46 - 72	31 - 33	3 - 5 - 7 10 - 14 - 20 24 - 27 - 29 31 - 33 - 39 40 - 45 - 46 - 72
Nr. Pcs.	3	3	3	3	1	3	1	3	1

PISTON D. 20	PISTON D. 22	PISTON D. 24
SS7030	SS7037	SS7045

POS	COD.	DESCRIZIONE – DESCRIPTION - KIT	NR
52	90.9223.00 90.9224.00 90.9225.00	Semiboc. testa biella - Inf. 2156 Semiboc. testa biella +0.25 - Inf. 2157 Semiboc. testa biella +0.50 - Inf. 2158	3
53	90.9100.00	Boccola piede biella	3
54	70.2237.66	Distanziale per tenuta D. 20-22 SS7030 SS7037	3
67	36.2101.51	Guida interna valvola 2120-2121	6
68	94.7397.00	Molla Dm. 11.4x20.0 2120	3
69	36.7167.01	Gr. valvola di mandata 2121	3
70	36.7166.01	Gr. valvola d'aspirazione 2120	3
72	90.3585.00	OR D. 10.82x1.78 NBR SH. 70 2043 2171-2211-2212	3
73	98.2046.00	Tappo G 1/4"x13	3
SISTEMA FLUSHING - FLUSHING SYSTEM			
66	-	Testata pompa – FLUSHING SYSTEM	1

AZIONAMENTI SPECIALI – SPECIAL DRIVES			
AZIONAMENTO DIRETTO CON FLANGIA TIPO A DIRECT DRIVE WITH FLANGE TYPE A			
POS	COD.	DESCRIZIONE – DESCRIPTION - KIT	NR
55	99.3084.00	Vite M8x30 UNI 5931	6
56	10.0673.20	Flangia per motore idraulico	1
AZIONAMENTO IDRAULICO CON CAMPANA E GIUNTO SAE-B HYDRAULIC DRIVE WITH FLANGE AND FEXIBLE COUPLING SAE-B			
71	98.2060.00	Tappo per foro D. 15	4
57	99.3136.00	Vite M8x45 UNI 5931	6
58	10.0755.47	Elemento elastico	1
59	10.7430.01	Giunto elastico D. 30.0x25.4	1
60	10.0752.20	Flangia per motore idraulico SAE-B	1
AZIONAMENTO CON PRESA DI FORZA AUSILIARE DRIVE WITH AUXILIARY PTO			
9	99.1854.00	Vite M6x16 UNI 5931	6
18	91.4900.00	Linguetta 8x7x70 UNI 6604	1
19	70.1500.22	Coperchio cuscinetto lato PTO	1
20	90.1668.00	Anello rad. D. 35.0x52.0x7.0	1
61	70.0205.35	Albero ecc. C.23	1
62	97.6152.00	Spina D. 5.0x10.0	1
63	70.2234.54	Dispositivo presa di forza ausiliare	1
64	96.7160.00	Rosetta D. 12.0x18.0x1.0	1
65	99.4295.00	Vite M12x35 UNI 5931	1

INTERPUMP GROUP

Flangia tipo "A" per azionamenti diretti

OPTIONAL

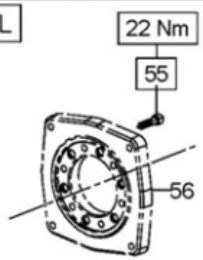

Campana e Giunto per accoppiamenti a motori idraulici SAE C

OPTIONAL

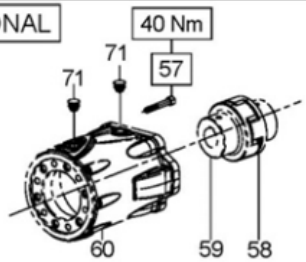

Presa di forza ausiliare su lato opposto azionamento

OPTIONAL

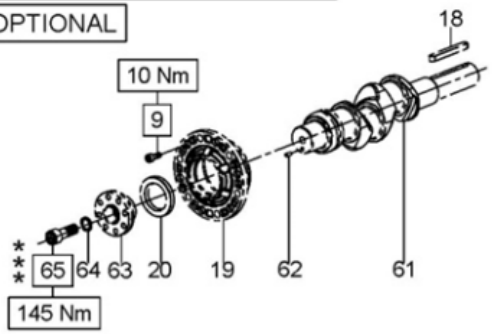

Sistema Flussaggio tenute

OPTIONAL

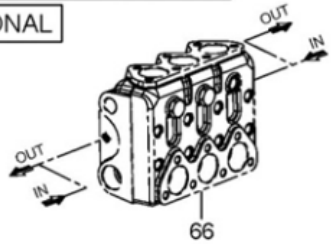

VERSIONI: SS7061H
SS7070H
SS7091H

40 Nm
10 Nm
30 Nm
10 Nm
35 Nm
20 Nm
40 Nm
35 Nm
10 Nm
35 Nm

SERIE 70

VERSIONI: SS7030
SS7037
SS7045

SS

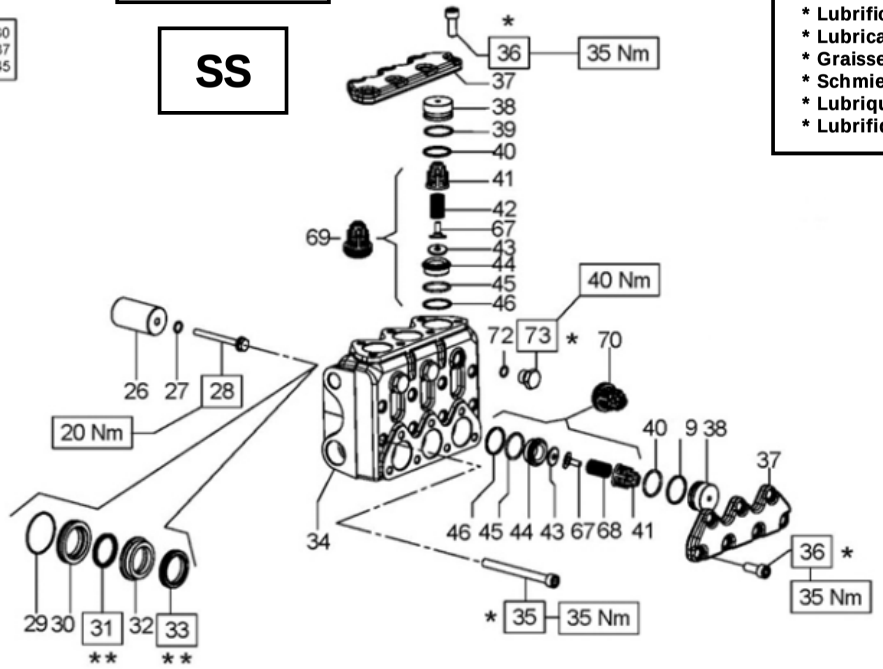

* Lubrificare le filettature con grasso al Bisolfuro di Molibdeno.
* Lubricate the threads with Molybdenum Disulfide grease.
* Graisser le filetage avec Bisolfure de Molybdène graisse.
* Schmieren Sie die Gewinde mit Molybdändisulfidtt.
* Lubrique las roscas con grasa de Disulfuro de Molibdeno.
* Lubrifique com graxa de Molibdênio Dissulfeto.

** Lubrificare con grasso al silicone.
** Lubricate with silicon grease.
** Graisser avec de la graisse su silicone.
** Schmieren mit Silikonfett.
** Lubrique con grasa de silicona.
** Lubrifique com graxa de silicone.

*** Fissare con Loctite 243 col. BLU
*** Affix with Loctite 243 col. BLUE
*** Fixer avec de la Loctite 243 couleur BLUE
*** Mit Loctite 243 BLAU befestigen
*** Fijar con Loctite 243 col. AZUL
*** Fixar com Loctite 243 cor. BLUE

COD. DIS. 70.9510.00

SS7061H - SS7070H - SS7091H

KIT RICAMBI – SPARE KITS			PISTONE – PISTON D. 28		PISTONE – PISTON D. 30		PISTONE – PISTON D. 36	
KIT NR.	KIT 2040	KIT 2156 2157 - 2158	KIT 2119	KIT 2122	KIT 2204	KIT 2213	KIT 212	KIT 2041
Posizioni incluse Positions included	41 - 42 43 - 44 45 - 46 (47)	51 - 52	31 - 33	3 - 5 - 7 10 - 14 - 20 24- 27 - 29 31 - 33 - 39 40 - 45 - 46 - 72	31 - 33	3 - 5 - 7 10 - 14 - 20 24- 27 - 29 31 - 33 - 39 40 - 45 - 46 - 72	31 - 33	3 - 5 - 7 10 - 14 - 20 24- 27 - 29 31 - 33 - 39 40 - 45 - 46 - 72
Nr. Pcs.	6	3	3	1	3	1	3	1

PISTON D. 28	PISTON D. 30	PISTON D. 36
SS7061H	SS7070H	SS7091H

POS	COD.	DESCRIZIONE – DESCRIPTION - KIT	NR
1	70.0100.22	Carter pompa	1
2	91.8477.00	Cuscinetto a sfere	2
3	90.3915.00	OR D. 80.6x2.62 NBR SH. 70 3318 2041-2122-2213	2
4	70.2200.81 70.2203.81	Spessore 0.1 mm. Spessore 0.25 mm.	-
5	90.0756.00	Anello d'arresto D. 45 2041-2122-2213	1
6	70.2118.01	Spia livello olio	1
7	90.3877.00	OR D. 39.34x2.62 NBR SH. 70 3156 2041-2122-2213	1
8	70.1501.22	Coperchio cuscinetto lato spia	1
9	99.1852.00	Vite M6x16 UNI 5931	20
10	90.3833.00	OR D. 13.95x2.62 NBR SH. 70 3056 2041-2122-2213	1
11	98.2100.66	Tappo G 3/8"x13	1
12	98.2115.00	Tappo con asta D. 21.5x70	1
13	70.1600.22	Coperchio posteriore carter	1
14	90.3942.00	OR D. 190.17x2.62 NBR SH. 70 3750 2041-2122-2213	1
15	98.2005.00	Tappo per foro D. 15	5
16	99.3123.00	Vite serraggio biella	6
17	70.0200.35	Albero ecc. C.23	1
18	91.4900.00	Linguetta 8x7x70 UNI 6604	1
19	70.1500.22	Coperchio cuscinetto lato PTO	1
20	90.1668.00	Anello rad. D. 35.0x52.0x7.0 2041-2122-2213	1
22	70.0500.15	Guida pistone	3
23	97.7420.00	Spinotto D. 18x36	3
24	90.1677.00	Anello rad. D. 36.0x47.0x6.0/7.5 2041-2122-2213	3
25	96.7099.00	Rosetta D. 10.0x45.0x1.0	3
26	70.0403.09 70.0404.09 70.0405.09	Pistone D. 28x62 Pistone D. 30x62 Pistone D. 36x62	3
27	90.3671.00	OR D. 11.00x2.00 NBR SH. 90 2041-2122-2213	3
28	70.2218.66	Vite fissaggio pistone	3
29	90.3626.00	OR D. 50.52x1.78 NBR SH. 70 2200 2041-2122-2213	3
30	70.0811.66 70.0814.66 70.0810.66	Anello di fondo D. 28 Anello di fondo D. 30 Anello di fondo D. 36	3
31	90.2381.00 90.2759.50 90.2400.00	An. ten. alt. D. 28x34.15 LP 2119-2122 An. ten. alt. D. 30X36.10 LP 2204-2213 An. ten. alt. D. 36x42.15 LP 212-2041	3
32	70.2220.66 70.2235.66 70.2217.66	Anello intermedio D. 28 Anello intermedio D. 30 Anello intermedio D. 36	3
33	90.2380.00 90.2771.00 90.2410.00	An. ten. alt. D. 28X45x9 HP 2119-2122 An. ten. alt. D. 30x45x9 HP 2204-2213 An. ten. alt. D. 36x48x8 HP 212-2041	3
34	70.1252.36 70.1254.36 70.1235.36 70.1236.36	Testata pompa D. 28-30 Testata pompa D. 28-30 NPT Testata pompa D. 36 Testata pompa D. 36 NPT	1
35	99.3818.00	Vite M10x110 UNI 5931	8
36	99.3670.00	Vite M10x25 UNI 5631	14
37	70.2215.36	Coperchio valvole	2
38	70.2216.66	Tappo valvole aspiraz./mandata SS7061H SS7070H SS7091H	6
39	90.5180.00	Anello antiest. D. 32.4x36.5x1.5 2041-2122-2213	6
40	90.3865.00	OR D. 29.82x2.62 NBR SH. 70 3118 2041-2122-2213	6
41	36.2047.05	Guida valvola aspir./mand. 2040	6
42	94.7450.00	Molla Dm. 16.0x27.5 2040	6
43	36.2010.76	Valvola sferica 2040	6
44	36.2070.66	Sede valvola 2040	6
45	90.3865.00	OR D. 29.82x2.62 NBR SH. 3118 2040-2041-2122-2213	6
46	90.5178.00	Anello antiest. D. 31.0x35.5x1.5 2040-2041-2122-2213	6
47	36.7154.01	Gr. valvola aspiraz./mandata 2040	6
48	70.0305.11	Biella completa	3
49	70.2225.51	Tappo carter	6
50	71.2259.51	Cappuccio tappo carter	3

INTERPUMP GROUP

GENERAL PUMP

SS7061H - SS7070H - SS7091H

KIT RICAMBI – SPARE KITS			PISTONE – PISTON D. 28		PISTONE – PISTON D. 30		PISTONE – PISTON D. 36	
KIT NR.	**KIT 2040**	**KIT 2156 2157 - 2158**	**KIT 2119**	**KIT 2122**	**KIT 2204**	**KIT 2213**	**KIT 212**	**KIT 2041**
Posizioni incluse Positions included	**41 - 42 43 - 44 45 - 46 (47)**	**51 - 52**	**31 - 33**	**3 - 5 - 7 10 - 14 - 20 24- 27 - 29 31 - 33 - 39 40 - 45 - 46 - 72**	**31 - 33**	**3 - 5 - 7 10 - 14 - 20 24- 27 - 29 31 - 33 - 39 40 - 45 - 46 - 72**	**31 - 33**	**3 - 5 - 7 10 - 14 - 20 24- 27 - 29 31 - 33 - 39 40 - 45 - 46 - 72**
Nr. Pcs.	**6**	**3**	**3**	**1**	**3**	**1**	**3**	**1**

PISTON D. 28	PISTON D. 30	PISTON D. 36
SS7061H	SS7070H	SS7091H

POS	COD.	DESCRIZIONE – DESCRIPTION - KIT	NR
51	90.9220.00 90.9221.00 90.9222.00	Semiboc. testa biella – Sup. 2156 Semiboc. testa biella +0.25 – Sup. 2157 Semiboc. testa biella +0.50 – Sup. 2158	3
52	90.9223.00 90.9224.00 90.9225.00	Semiboc. testa biella – Inf. 2156 Semiboc. testa biella +0.25 – Inf. 2157 Semiboc. testa biella +0.50 – Inf. 2158	3
53	90.9100.00	Boccola piede biella	3
54	70.2222.66	Distanziale per tenuta D. 28-30 SS7061H SS7070H	3
72	90.3833.00 90.3585.00	OR D. 13.95x2.62 NBR SH. 70 3056 SS7091H 2041 OR D. 10.82x1.78 NBR SH. 70 2043 SS7061H SS7070H 2122-2213	3
73	98.2046.00 98.2100.66	Tappo G 1/4”x13 - SS7061H SS7070H Tappo G 3/8”x13 - SS7091H	3
SISTEMA FLUSHING - FLUSHING SYSTEM			
66	-	Testata pompa – FLUSHING SYSTEM	1

AZIONAMENTI SPECIALI – SPECIAL DRIVES			
AZIONAMENTO DIRETTO CON FLANGIA TIPO A DIRECT DRIVE WITH FLANGE TYPE A			
POS	COD.	DESCRIZIONE – DESCRIPTION - KIT	NR
55	99.3084.00	Vite M8x30 UNI 5931	6
56	10.0673.20	Flangia per motore idraulico	1
AZIONAMENTO IDRAULICO CON CAMPANA E GIUNTO SAE-B HYDRAULIC DRIVE WITH FLANGE AND FEXIBLE COUPLING SAE-B			
71	98.2060.00	Tappo per foro D. 15	4
57	99.3136.00	Vite M8x45 UNI 5931	6
58	10.0755.47	Elemento elastico	1
59	10.7430.01	Giunto elastico D. 30.0x25.4	1
60	10.0752.20	Flangia per motore idraulico SAE-B	1
AZIONAMENTO CON PRESA DI FORZA AUSILIARE DRIVE WITH AUXILIARY PTO			
9	99.1854.00	Vite M6x16 UNI 5931	6
18	91.4900.00	Linguetta 8x7x70 UNI 6604	1
19	70.1500.22	Coperchio cuscinetto lato PTO	1
20	90.1668.00	Anello rad. D. 35.0x52.0x7.0	1
61	70.0205.35	Albero ecc. C.23	1
62	97.6152.00	Spina D. 5.0x10.0	1
63	70.2234.54	Dispositivo presa di forza ausiliare	1
64	96.7160.00	Rosetta D. 12.0x18.0x1.0	1
65	99.4295.00	Vite M12x35 UNI 5931	1

INTERPUMP GROUP

COD. DIS. 71.9510.00

SERIE 71

SS

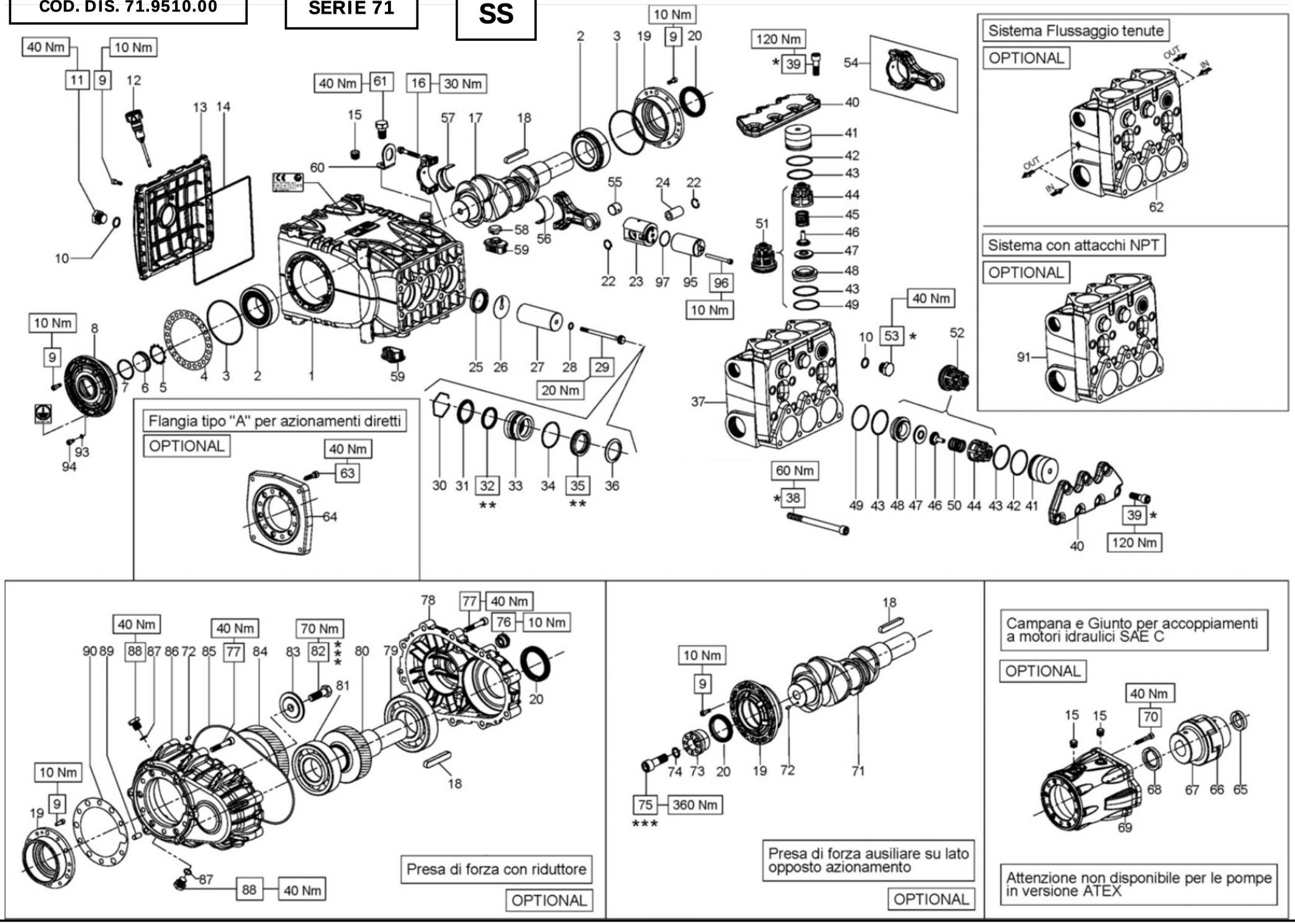

INTERPUMP GROUP — GENERAL PUMP

SS71106 - SS7193

PISTON D. 28	PISTON D. 30
SS7193	SS71106

KIT RICAMBI – SPARE KITS

KIT NR.	KIT 2042	KIT 2043	KIT 2135 2154 - 2155	PISTONE - PISTON D. 28 KIT 2119	PISTONE - PISTON D. 28 KIT 2210	PISTONE - PISTON D. 30 KIT 2204	PISTONE - PISTON D. 30 KIT 2205
Posizioni incluse Positions included	43 - 44 46 - 47 48 - 49 50 (52)	43 - 44 45 - 46 47 - 48 49 (51)	56 - 57	32 - 35	3 - 5 - 7 10 - 14 - 20 25 - 28 - 32 34 - 35 - 42 43 - 49	32 - 35	3 - 5 - 7 10 - 14 - 20 25 - 28 - 32 34 - 35 - 42 43 - 49
Nr. Pcs.	3	3	3	3	1	3	1

POS	COD.	DESCRIZIONE – DESCRIPTION KIT	NR
1	71.0100.22	Carter pompa	1
2	91.8590.00	Cuscinetto a rulli	2
3	90.3918.00	OR D. 94.92x2.62 NBR SH. 70 3375 2205-2210	2
4	71.2203.81 71.2205.81	Spessore 0.1 mm. Spessore 0.25 mm.	-
5	90.0756.00 90.0755.00	Anello d'arresto ZJ45 2205-2210 Anello d'arresto ZJ45 - ATEX	1
6	70.2118.01	Spia livello olio	1
7	90.3877.00	OR D. 39.34x2.62 NBR SH. 70 3156 2205-2210	1
8	71.1501.22 71.1505.22	Coperchio cuscin. lato spia Coperchio cuscin. lato spia - ATEX	1
9	99.1868.00	Vite M6x18 UNI 5931	20
10	90.3841.00	OR D. 17.13x2.62 NBR SH. 70 3068 2205-2210	4
11	98.2181.00 98.2181.50	Tappo G 1/2"x13 Tappo G 1/2"x13 sonda - ATEX	1
12	98.2120.00 98.2121.00	Tappo con asta D. 21.5x91 Tappo con asta D. 21.5x91 - ATEX	1
13	71.1600.22	Coperchio posteriore carter	1
14	90.4000.00	OR D. 215.0x3.00 NBR SH.70 2205-2210	1
15	98.2060.00	Tappo per foro D. 15	4
16	99.3138.00	Vite serraggio biella	6
17	71.0200.35	Albero ecc. C. 50	1

POS	COD.	DESCRIZIONE – DESCRIPTION – KIT	NR
18	91.5000.00	Linguetta 12x8x70 UNI 6604	1
19	71.1500.22	Coperchio cuscinetto lato PTO	1
20	90.1700.00	Anello rad. D. 50.0x65.0x8.0 2205-2210	1
22	90.0606.00	Anello d'arresto J20	6
23	71.0507.15	Guida pistone	3
24	97.7430.00	Spinotto D. 20x38	3
25	90.1678.00	Anello rad. D. 38.0x52.0x7.0/8.5 2205-2210	3
26	96.7140.00	Rosetta D. 10.0x50.0x1.0	3
27	71.0406.09 71.0403.09	Pistone D. 28x95 Pistone D. 30x95	3
28	90.3671.00	OR D. 11.00x2.00 NBR SH. 90 2205-2210	3
29	71.2238.56	Vite fissaggio pistone	3
30	90.0797.00	Anello d'arresto D. 52	3
31	71.2272.66 71.2266.66	Anello per tenuta D. 28 Anello per tenuta D. 30	3
32	90.2381.00 90.2759.50	An. ten. alt. D. 28x34.15 LP 2119-2210 An. ten. alt. D. 30x36.1 LP 2204-2205	3
33	71.2273.66 71.2267.66	Supporto guarnizioni D. 28 Supporto guarnizioni D. 30	3
34	90.3891.00	OR D. 52.07x2.62 NBR SH. 70 3206 2205-2210	3
35	90.2380.00 90.2771.00	An. ten. alt. D.28x45x9 HP 2119-2210 An. ten. alt. D.30x45x9 HP 2204-2205	3

POS	COD.	DESCRIZIONE – DESCRIPTION – KIT	NR
36	70.2222.66	Distanziale per tenuta D. 28-30	3
37	71.1286.36	Testata D. 28-30	1
38	99.4482.00	Vite M12x150 UNI 5931	8
39	99.4295.00	Vite M12x35 UNI 5931 12.9	14
40	71.2236.36	Coperchio valvole	2
41	71.2237.66	Tappo valvole aspiraz./mandata	6
42	90.5250.00	Anello antiest. D. 50.9x55.0x1.5 2205-2210	6
43	90.3889.00	OR D. 48.89x2.62 NBR SH. 70 3193 2042-2043-2205-2210	12
44	36.2045.51	Guida valv. aspiraz/mandata 2042-2043	6
45	94.7550.00	Molla Dm. 25.2x26.0 2043	3
46	36.2086.51	Guida valvola interna 2042-2043	6
47	36.2096.02	Valvola sferica 2042-2043	6
48	36.2072.56	Sede valvola 2042-2043	6
49	90.5240.00	Anello antiest. D. 49.5x54.0x.15 2042-2043-2205-2210	6
50	94.7540.00	Molla Dm. 24.7x27.0 2042	3
51	36.7156.01	Gr. valvola di mandata 2043	3
52	36.7155.01	Gr. valvola d'aspirazione 2042	3
53	98.2181.00	Tappo G 1/2"x13	3
54	71.0307.01	Biella completa	3
55	90.9110.00	Boccola piede biella	3
56	90.9243.00 90.9244.00 90.9245.00	Semiboc. testa biella - Inf. 2135 Semiboc. testa biella +0.25 - Inf. 2154 Semiboc. testa biella +0.50 - Inf. 2155	3
57	90.9240.00 90.9241.00 90.9242.00	Semiboc. testa biella - Sup. 2135 Semiboc. testa biella +0.25 - Sup.2154 Semiboc. testa biella +0.50 - Sup.2155	3
58	71.2259.51	Cappuccio tappo carter	3
59	71.2258.51	Tappo carter	6

INTERPUMP GROUP — GENERAL PUMP

SS71106 - SS7193

PISTON D. 28	PISTON D. 30
SS7193	SS71106

KIT RICAMBI – SPARE KITS

KIT NR.	KIT 2042	KIT 2043	KIT 2135 2154 - 2155	PISTONE – PISTON D. 28 KIT 2119	PISTONE – PISTON D. 28 KIT 2210	PISTONE – PISTON D. 30 KIT 2204	PISTONE – PISTON D. 30 KIT 2205
Posizioni incluse Positions included	43 - 44 46 - 47 48 - 49 50 (52)	43 - 44 45 - 46 47 - 48 49 (51)	56 - 57	32 - 35	3 - 5 - 7 10 - 14 - 20 25 - 28 - 32 34 - 35 - 42 43 - 49	32 - 35	3 - 5 - 7 10 - 14 - 20 25 - 28 - 32 34 - 35 - 42 43 - 49
Nr. Pcs.	3	3	3	3	1	3	1

POS	COD.	DESCRIZIONE – DESCRIPTION – KIT	NR
60	71.2230.74	Staffa di sollevamento	1
61	99.4266.00	Vite M12x25 UNI 5739	1
93	96.6939.50	Rosetta D. 6.4x11.0x0.7 - ATEX	1
94	99.1809.00	Vite M6x10 UNI 5931 - ATEX	1
95	71.0508.66	Stelo guida pistone	3
96	99.1994.00	Vite M6X65 UNI 5931	6
97	90.3528.00	OR D. 30.00x1.5 NBR 70SH.	3
AZIONAMENTI SPECIALI – SPECIAL DRIVES			
AZIONAMENTO DIRETTO CON FLANGIA TIPO A DIRECT DRIVE WITH FLANGE TYPE A			
63	99.3098.00	Vite M8x35 UNI 5931	6
64	10.0677.20	Flangia per motore idraulico	1
AZIONAMENTO IDRAULICO CON CAMPANA E GIUNTO SAE-C HYDRAULIC DRIVE WITH FLANGE AND FEXIBLE COUPLING SAE-C			
15	98.2060.00	Tappo per foro D. 15	4
65	10.0745.70	Distanziale D. 31.75 h.10.5	1
66	10.0749.47	Elemento elastico	1
67	10.7428.01	Giunto elastico D. 40x31.75	1
68	10.0746.70	Distanziale D. 40 h.10	1
69	10.0750.20	Flangia per motore idraulico SAE-C	1
70	99.3146.00	Vite M8x50 UNI 5931	6

POS	COD.	DESCRIZIONE – DESCRIPTION – KIT	NR
AZIONAMENTO CON PRESA DI FORZA AUSILIARE DRIVE WITH AUXILIARY PTO			
9	99.1868.00	Vite M6x18 UNI 5931	6
18	91.5000.00	Linguetta 12x8x70 UNI 6604	1
19	71.1500.22	Coperchio cuscinetto lato PTO	1
20	90.1700.00	Anello rad. D. 50.0x65.0x8.0	1
71	71.0207.35	Albero ecc. C.50	1
72	97.6152.00	Spina D. 5.0x10.0	1
73	71.2265.54	Dispositivo presa di forza ausiliare	1
74	96.7378.00	Rosetta D. 17.0x24.0x1.0	1
75	99.5142.00	Vite M16x45 UNI 5931	1
AZIONAMENTO CON RIDUTTORE DRIVE WITH GEARBOX			
9	99.1868.00	Vite M6x18 UNI 5931	6
18	91.5000.00	Linguetta 12x8x70 UNI 6604	1
19	71.1500.22	Coperchio cuscinetto lato PTO	1
20	90.1700.00	Anello rad. D. 50.0x65.0x8.0	1
72	97.6152.00	Spina D. 5.0x10.0	2
76	97.5940.00	Spia livello olio G 1/2”	1
77	99.3146.00	Vite M8x50 UNI 5931	16
78	72.2109.20	Coperchio scatola riduttore	1
79	91.8593.00	Cuscinetto a sfere	1

POS	COD.	DESCRIZIONE – DESCRIPTION – KIT	NR
80	10.0708.35 10.0709.35 10.0710.35	Pignone Z27-R.1.25 - Elicoidale Pignone Z25-R.1.50 - Elicoidale Pignone Z22-R.1.83 - Elicoidale	1
81	91.8577.00	Cuscinetto a sfere	1
82	99.4307.00	Vite M12x40 UNI 5737	1
83	72.2110.55	Rondella fissaggio corona	1
84	10.0711.35 10.0712.35 10.0713.35	Corona Z34-R.1.25 - Elicoidale Corona Z37-R.1.50 - Elicoidale Corona Z40-R.1.83 - Elicoidale	1
85	90.3948.00	OR D. 209.22x2.62 NBR SH. 70	1
86	72.2108.20	Scatola riduttore	1
87	90.3585.00	OR D. 10.82x1.78 NBR SH. 70 2043	2
88	98.2047.00	Tappo G 1/4”x13	2
89	97.6185.00	Spina D. 8.0x18.0	1
90	72.2107.84	Guarnizione scatola riduttore	1

*** Lubrificare le filettature con grasso al Bisolfuro di Molibdeno.**
*** Lubricate the threads with Molybdenum Disulfide grease.**
*** Graisser le filetage avec Bisolfure de Molybdène graisse.**
*** Schmieren Sie die Gewinde mit Molybdändisulfidtt.**
*** Lubrique las roscas con grasa de Disulfuro de Molibdeno.**
*** Lubrifique com graxa de Molibdênio Dissulfeto.**

**** Lubrificare con grasso al silicone.**
**** Lubricate with silicon grease.**
**** Graisser avec de la graisse su silicone.**
**** Schmieren mit Silikonfett.**
**** Lubrique con grasa de silicona.**
**** Lubrifique com graxa de silicone.**

***** Fissare con Loctite 243 col. BLU**
***** Affix with Loctite 243 col. BLUE**
***** Fixer avec de la Loctite 243 couleur BLUE**
***** Mit Loctite 243 BLAU befestigen**
***** Fijar con Loctite 243 col. AZUL**
***** Fixar com Loctite 243 cor. BLUE**

INTERPUMP GROUP

COD. DIS. 71.9510.00

SERIE 71

SS

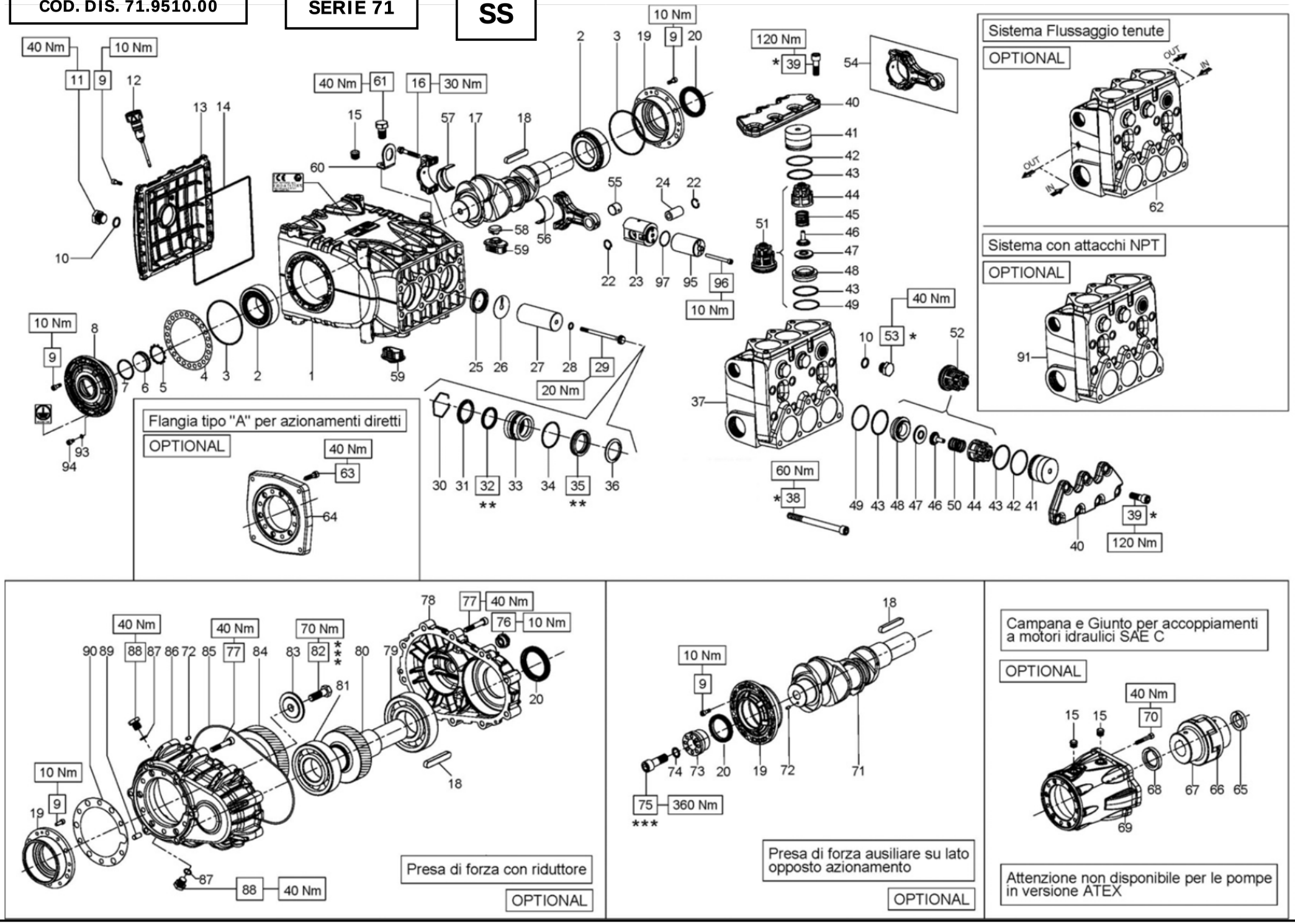

INTERPUMP GROUP — GENERAL PUMP

SS71153 - SS71170

PISTON D. 36	PISTON D. 40
SS71153	SS71170

KIT RICAMBI – SPARE KITS

KIT NR.	KIT 2042	KIT 2043	KIT 2135 2154 - 2155	PISTONE - PISTON D. 36 KIT 212	PISTONE - PISTON D. 36 KIT 2123	PISTONE - PISTON D. 40 KIT 2033	PISTONE - PISTON D. 40 KIT 2044
Posizioni incluse Positions included	43 - 44 46 - 47 48 - 49 50 (52)	43 - 44 45 - 46 47 - 48 49 (51)	56 - 57	32 - 35	3 - 5 - 7 10 - 14 - 20 25 - 28 - 32 34 - 35 - 42 43 - 49	32 - 35	3 - 5 - 7 10 - 14 - 20 25 - 28 - 32 34 - 35 - 42 43 - 49
Nr. Pcs.	3	3	3	3	1	3	1

POS	COD.	DESCRIZIONE – DESCRIPTION KIT	NR
1	71.0100.22	Carter pompa	1
2	91.8590.00	Cuscinetto a rulli	2
3	90.3918.00	OR D. 94.92x2.62 NBR SH. 70 3375 2044-2123	2
4	71.2203.81 71.2205.81	Spessore 0.1 mm. Spessore 0.25 mm.	-
5	90.0756.00 90.0755.00	Anello d'arresto ZJ45 2044-2123 Anello d'arresto ZJ45 - ATEX	1
6	70.2118.01	Spia livello olio	1
7	90.3877.00	OR D. 39.34x2.62 NBR SH. 70 3156 2044-2123	1
8	71.1501.22 71.1505.22	Coperchio cuscin. lato spia Coperchio cuscin. lato spia - ATEX	1
9	99.1868.00	Vite M6x18 UNI 5931	20
10	90.3841.00	OR D. 17.13x2.62 NBR SH. 70 3068 2044-2123	4
11	98.2181.00 98.2181.50	Tappo G 1/2"x13 Tappo G 1/2"x13 sonda - ATEX	1
12	98.2120.00 98.2121.00	Tappo con asta D. 21.5x91 Tappo con asta D. 21.5x91 - ATEX	1
13	71.1600.22	Coperchio posteriore carter	1
14	90.4000.00	OR D. 215.0x3.00 NBR SH.70 2044-2123	1
15	98.2060.00	Tappo per foro D. 15	4
16	99.3138.00	Vite serraggio biella	6
17	71.0200.35	Albero ecc. C. 50	1

POS	COD.	DESCRIZIONE – DESCRIPTION – KIT	NR
18	91.5000.00	Linguetta 12x8x70 UNI 6604	1
19	71.1500.22	Coperchio cuscinetto lato PTO	1
20	90.1700.00	Anello rad. D. 50.0x65.0x8.0 2044-2123	1
22	90.0606.00	Anello d'arresto J20	6
23	71.0507.15	Guida pistone	3
24	97.7430.00	Spinotto D. 20x38	3
25	90.1678.00	Anello rad. D. 38.0x52.0x7.0/8.5 2044-2123	3
26	96.7140.00	Rosetta D. 10.0x50.0x1.0	3
27	71.0404.09 71.0405.09	Pistone D. 36x95 Pistone D. 40x95	3
28	90.3671.00	OR D. 11.00x2.00 NBR SH. 90 2044-2123	3
29	71.2238.56	Vite fissaggio pistone	3
30	90.0797.00	Anello d'arresto D. 52	3
31	71.2254.66 71.2240.66	Anello per tenuta D. 36 Anello per tenuta D. 40	3
32	90.2400.00 90.2450.00	An. ten. alt. D. 36x42.15 LP 212-2123 An. ten. alt. D. 40x46.15 LP 2033-2044	3
33	71.2253.66 71.2239.66	Supporto guarnizioni D. 36 Supporto guarnizioni D. 40	3
34	90.3891.00	OR D. 52.07x2.62 NBR SH. 70 3206 2044-2123	3
35	90.2410.00 90.2460.00	An. ten. alt. D.36x48x8 HP 212-2123 An. ten. alt. D.40x55x10 HP 2033-2044	3
36	71.2255.66	Distanziale per tenuta D. 36 - SS71153	3

POS	COD.	DESCRIZIONE – DESCRIPTION – KIT	NR
37	71.1277.36 71.1275.36	Testata D. 36 Testata D. 40	1
38	99.4482.00	Vite M12x150 UNI 5931	8
39	99.4295.00	Vite M12x35 UNI 5931	14
40	71.2236.36	Coperchio valvole	2
41	71.2237.66	Tappo valvole aspiraz./mandata	6
42	90.5250.00	Anello antiest. D. 50.9x55.0x1.5 2044-2123	6
43	90.3889.00	OR D. 48.89x2.62 NBR SH. 70 3193 2042-2043-2044-212	12
44	36.2045.51	Guida valv. aspiraz/mandata 2042-2043	6
45	94.7550.00	Molla Dm. 25.2x26.0 2043	3
46	36.2086.51	Guida valvola interna 2042-2043	6
47	36.2096.02	Valvola sferica 2042-2043	6
48	36.2072.56	Sede valvola 2042-2043	6
49	90.5240.00	Anello antiest. D. 49.5x54.0x.15 2042-2043-2044-2123	6
50	94.7540.00	Molla Dm. 24.7x27.0 2042	3
51	36.7156.01	Gr. valvola di mandata 2043	3
52	36.7155.01	Gr. valvola d'aspirazione 2042	3
53	98.2181.00	Tappo G 1/2"x13	3
54	71.0307.01	Biella completa	3
55	90.9110.00	Boccola piede biella	3
56	90.9243.00 90.9244.00 90.9245.00	Semiboc. testa biella - Inf. 2135 Semiboc. testa biella +0.25 - Inf. 2154 Semiboc. testa biella +0.50 - Inf. 2155	3
57	90.9240.00 90.9241.00 90.9242.00	Semiboc. testa biella - Sup. 2135 Semiboc. testa biella +0.25 - Sup.2154 Semiboc. testa biella +0.50 - Sup.2155	3
58	71.2259.51	Cappuccio tappo carter	3
59	71.2258.51	Tappo carter	6
60	71.2230.74	Staffa di sollevamento	1

INTERPUMP GROUP — GENERAL PUMP

SS71153 - SS71170

PISTON D. 36	PISTON D. 40
SS71153	SS71170

KIT RICAMBI – SPARE KITS

KIT NR.	KIT 2042	KIT 2043	KIT 2135 2154 - 2155	PISTONE - PISTON D. 36 KIT 212	PISTONE - PISTON D. 36 KIT 2123	PISTONE - PISTON D. 40 KIT 2033	PISTONE - PISTON D. 40 KIT 2044
Posizioni incluse Positions included	43 - 44 46 - 47 48 - 49 50 (52)	43 - 44 45 - 46 47 - 48 49 (51)	56 - 57	32 - 35	3 - 5 - 7 10 - 14 - 20 25 - 28 - 32 34 - 35 - 42 43 - 49	32 - 35	3 - 5 - 7 10 - 14 - 20 25 - 28 - 32 34 - 35 - 42 43 - 49
Nr. Pcs.	3	3	3	3	1	3	1

POS	COD.	DESCRIZIONE – DESCRIPTION – KIT	NR
61	99.4266.00	Vite M12x25 UNI 5739 8.8	1
93	96.6939.50	Rosetta D. 6.4x11.0x0.7 INOX - ATEX	1
94	99.1809.00	Vite M6x10 UNI 5931 - ATEX	1
95	71.0508.66	Stelo guida pistone	3
96	99.1994.00	Vite M6X65 UNI 5931	6
97	90.3528.00	OR D. 30.00x1.5 NBR 70SH.	3
SISTEMA FLUSHING - FLUSHING SYSTEM			
62	71.1287.36	Testata D.40 – FLUSHING	1
AZIONAMENTI SPECIALI – SPECIAL DRIVES			
AZIONAMENTO DIRETTO CON FLANGIA TIPO A DIRECT DRIVE WITH FLANGE TYPE A			
63	99.3098.00	Vite M8x35 UNI 5931	6
64	10.0677.20	Flangia per motore idraulico	1
AZIONAMENTO IDRAULICO CON CAMPANA E GIUNTO SAE-C HYDRAULIC DRIVE WITH FLANGE AND FEXIBLE COUPLING SAE-C			
15	98.2060.00	Tappo per foro D. 15	4
65	10.0745.70	Distanziale D. 31.75 h.10.5	1
66	10.0749.47	Elemento elastico	1
67	10.7428.01	Giunto elastico D. 40x31.75	1
68	10.0746.70	Distanziale D. 40 h.10	1
69	10.0750.20	Flangia per motore idraulico SAE-C	1
70	99.3146.00	Vite M8x50 UNI 5931	6

POS	COD.	DESCRIZIONE – DESCRIPTION – KIT	NR
AZIONAMENTO CON PRESA DI FORZA AUSILIARE DRIVE WITH AUXILIARY PTO			
9	99.1868.00	Vite M6x18 UNI 5931	6
18	91.5000.00	Linguetta 12x8x70 UNI 6604	1
19	71.1500.22	Coperchio cuscinetto lato PTO	1
20	90.1700.00	Anello rad. D. 50.0x65.0x8.0	1
71	71.0207.35	Albero ecc. C.50	1
72	97.6152.00	Spina D. 5.0x10.0	1
73	71.2265.54	Dispositivo presa di forza ausiliare	1
74	96.7378.00	Rosetta D. 17.0x24.0x1.0	1
75	99.5142.00	Vite M16x45 UNI 5931	1
AZIONAMENTO CON RIDUTTORE DRIVE WITH GEARBOX			
9	99.1868.00	Vite M6x18 UNI 5931	6
18	91.5000.00	Linguetta 12x8x70 UNI 6604	1
19	71.1500.22	Coperchio cuscinetto lato PTO	1
20	90.1700.00	Anello rad. D. 50.0x65.0x8.0	1
72	97.6152.00	Spina D. 5.0x10.0	2
76	97.5940.00	Spia livello olio G 1/2”	1
77	99.3146.00	Vite M8x50 UNI 5931	16
78	72.2109.20	Coperchio scatola riduttore	1
79	91.8593.00	Cuscinetto a sfere	1

POS	COD.	DESCRIZIONE – DESCRIPTION – KIT	NR
80	10.0708.35 10.0709.35 10.0710.35	Pignone Z27-R.1.25 - Elicoidale Pignone Z25-R.1.50 - Elicoidale Pignone Z22-R.1.83 - Elicoidale	1
81	91.8577.00	Cuscinetto a sfere	1
82	99.4307.00	Vite M12x40 UNI 5737	1
83	72.2110.55	Rondella fissaggio corona	1
84	10.0711.35 10.0712.35 10.0713.35	Corona Z34-R.1.25 - Elicoidale Corona Z37-R.1.50 - Elicoidale Corona Z40-R.1.83 - Elicoidale	1
85	90.3948.00	OR D. 209.22x2.62 NBR SH. 70	1
86	72.2108.20	Scatola riduttore	1
87	90.3585.00	OR D. 10.82x1.78 NBR SH. 70 2043	2
88	98.2047.00	Tappo G 1/4”x13	2
89	97.6185.00	Spina D. 8.0x18.0	1
90	72.2107.84	Guarnizione scatola riduttore	1
91	71.1285.36 71.1276.36	Testata D. 36 - NPT Testata D. 40 - NPT	1

*** Lubrificare le filettature con grasso al Bisolfuro di Molibdeno.**
*** Lubricate the threads with Molybdenum Disulfide grease.**
*** Graisser le filetage avec Bisolfure de Molybdène graisse.**
*** Schmieren Sie die Gewinde mit Molybdändisulfidtt.**
*** Lubrique las roscas con grasa de Disulfuro de Molibdeno.**
*** Lubrifique com graxa de Molibdênio Dissulfeto.**

**** Lubrificare con grasso al silicone.**
**** Lubricate with silicon grease.**
**** Graisser avec de la graisse su silicone.**
**** Schmieren mit Silikonfett.**
**** Lubrique con grasa de silicona.**
**** Lubrifique com graxa de silicone.**

***** Fissare con Loctite 243 col. BLU**
***** Affix with Loctite 243 col. BLUE**
***** Fixer avec de la Loctite 243 couleur BLUE**
***** Mit Loctite 243 BLAU befestigen**
***** Fijar con Loctite 243 col. AZUL**
***** Fixar com Loctite 243 cor. BLUE**

INTERPUMP GROUP

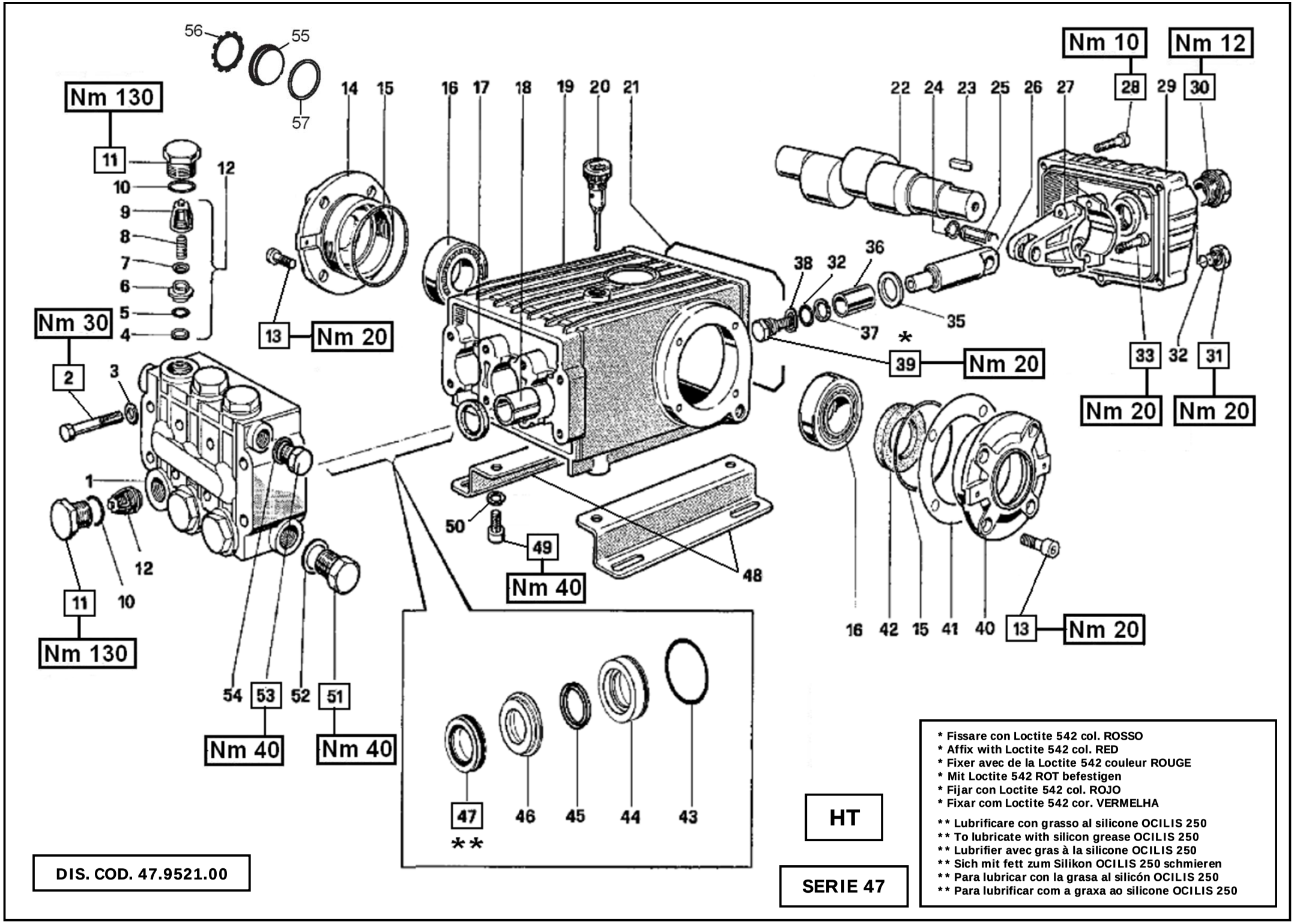
Nm 130
Nm 30
Nm 20
Nm 40
Nm 10
Nm 12
HT
SERIE 47
DIS. COD. 47.9521.00
* Fissare con Loctite 542 col. ROSSO
* Affix with Loctite 542 col. RED
* Fixer avec de la Loctite 542 couleur ROUGE
* Mit Loctite 542 ROT befestigen
* Fijar con Loctite 542 col. ROJO
* Fixar com Loctite 542 cor. VERMELHA
** Lubrificare con grasso al silicone OCILIS 250
** To lubricate with silicon grease OCILIS 250
** Lubrifier avec gras à la silicone OCILIS 250
** Sich mit fett zum Silikon OCILIS 250 schmieren
** Para lubricar con la grasa al silicón OCILIS 250
** Para lubrificar com a graxa ao silicone OCILIS 250

HT4715 - HT4718 - HT4721 - HT4723

KIT RICAMBI – SPARE KITS

KIT Nr.	KIT 2	KIT 3	KIT 5	KIT 6	KIT 201	KIT 202	KIT 203
Posizioni incluse Positions included	17	42	10 - 11	32 - 35 37 - 38 39	4 - 5 6 - 7 8 - 9 (12)	45 - 47	43 - 44 45 - 46 47
Nr. Pcs.	3	2	6	3	6	3	1

POS	COD.	DESCRIZIONE – DESCRIPTION - KIT	NR
1	47.1209.41	Testata D. 22	1
2	99.3206.00	Vite M8x70 UNI 5737	8
3	96.7020.00	Rosetta D. 8 UNI 1736	8
4	90.5105.00	Anello antiest. D. 17.4x21.9x1.8 201	6
5	90.3400.00	Anello tenuta D. 17.1x22.3x1.8 201	6
6	36.2003.66	Sede valvola 201	6
7	36.2001.76	Valvola 201	6
8	94.7376.00	Molla Dm. 9.4x14.8 201	6
9	36.2002.51	Guida valvola 201	6
10	90.3847.00	OR D. 20.24x2.62 NBR SH. 903081 5	6
11	98.2222.00	Tappo M24x2x16.5 5	6
12	36.7049.01	Gr. valvola aspiraz./mandata 201	6
13	99.3039.00	Vite M8x16 UNI 5931	8
14	47.1512.22	Coperchio cuscinetto	1
15	90.3913.00	OR D. 67.95x2.62 NBR SH. 70 3268	2
16	91.8378.00	Cuscinetto a rulli	2
17	90.1625.00	Anello rad. D. 22.0x32.0x6.5 2	3
18	90.9126.00	Boccola D. 22x25x30	3
19	47.0100.22	Carter pompa	1
20	98.2106.00	Tappo carico olio G 3/8”	1
21	90.3922.00	OR D. 133.02x2.62 NBR SH. 70 3525	1

POS	COD.	DESCRIZIONE – DESCRIPTION – KIT	NR
22	47.0219.35 47.0218.35 47.0221.35 47.0224.35	Albero ecc. C.10 - HT4715 Albero ecc. C.12 - HT4718 Albero ecc. C.14 - HT4721 Albero ecc. C.15 - HT4723	1
23	91.4892.00	Linguetta 9x7x35 UNI 6604	1
24	90.0557.00	Anello d’arresto A12	6
25	97.7380.00	Spinotto D. 13x35.5	3
26	47.0504.66	Guida pistone	3
27	47.0300.01	Biella completa	3
28	99.1912.00	Vite M6x30 UNI 5931	5
29	47.1601.22	Coperchio posteriore	1
30	97.5968.00	Spia livello olio G 3/4”	1
31	98.2042.50	Tappo G 1/4”x9	1
32	90.3585.00	OR D. 10.82x1.78 NBR SH. 70 2043 6	4
33	99.3099.00	Vite M8x35 UNI 5931	6
35	96.7286.00	Rosetta D. 14.0x28.0x0.5 6	3
36	47.0405.09	Pistone D. 22	3
37	90.5067.00	Anello antiest. D. 11.0x14.0x1.5 6	3
38	96.7280.00	Rosetta D. 14.0x18.5x0.5 6	3
39	47.2195.66	Vite fissaggio pistone 6	3
40	47.1510.22	Coperchio cuscinetto	1
41	97.5678.00	Spessore	2
42	90.1648.00	Anello rad. D. 30.0x55.0x7.0 3	1
43	90.3616.00	OR D. 34.65x1.78 NBR SH. 70 2137 203	3

POS	COD.	DESCRIZIONE – DESCRIPTION - KIT	NR
44	47.0814.70	Anello di fondo D. 22 203	3
45	90.2300.00	Anello ten. alt. D. 22x28.15 LP 202-203	3
46	47.2175.70	Anello intermedio D. 22 203	3
47	90.2310.00	Anello ten. alt. D. 22x35x9 202-203	3
48	47.2000.74	Piedino pompa	2
49	99.3644.00	Vite M10x18 UNI 5931	4
50	96.7106.00	Rosetta D. 10 DIN 7980	4
51	98.2179.00	Tappo G 1/2”x10	1
52	96.7514.00	Rosetta D. 21.5x27.0x1.5	1
53	98.2099.00	Tappo G 3/8”x13	1
54	96.7380.00	Rosetta D. 17.5x23.0x1.5	1
55	70.2118.01	Spia livello olio	1
56	90.0756.00	Anello d’arresto ZJ45	1
57	90.3877.00	OR D. 39.34x2.62 NBR SH. 70 3156	1

* Fissare con Loctite 542 col. ROSSO
* Affix with Loctite 542 col. RED
* Fixer avec de la Loctite 542 couleur ROUGE
* Mit Loctite 542 ROT befestigen
* Fijar con Loctite 542 col. ROJO
* Fixar com Loctite 542 cor. VERMELHA

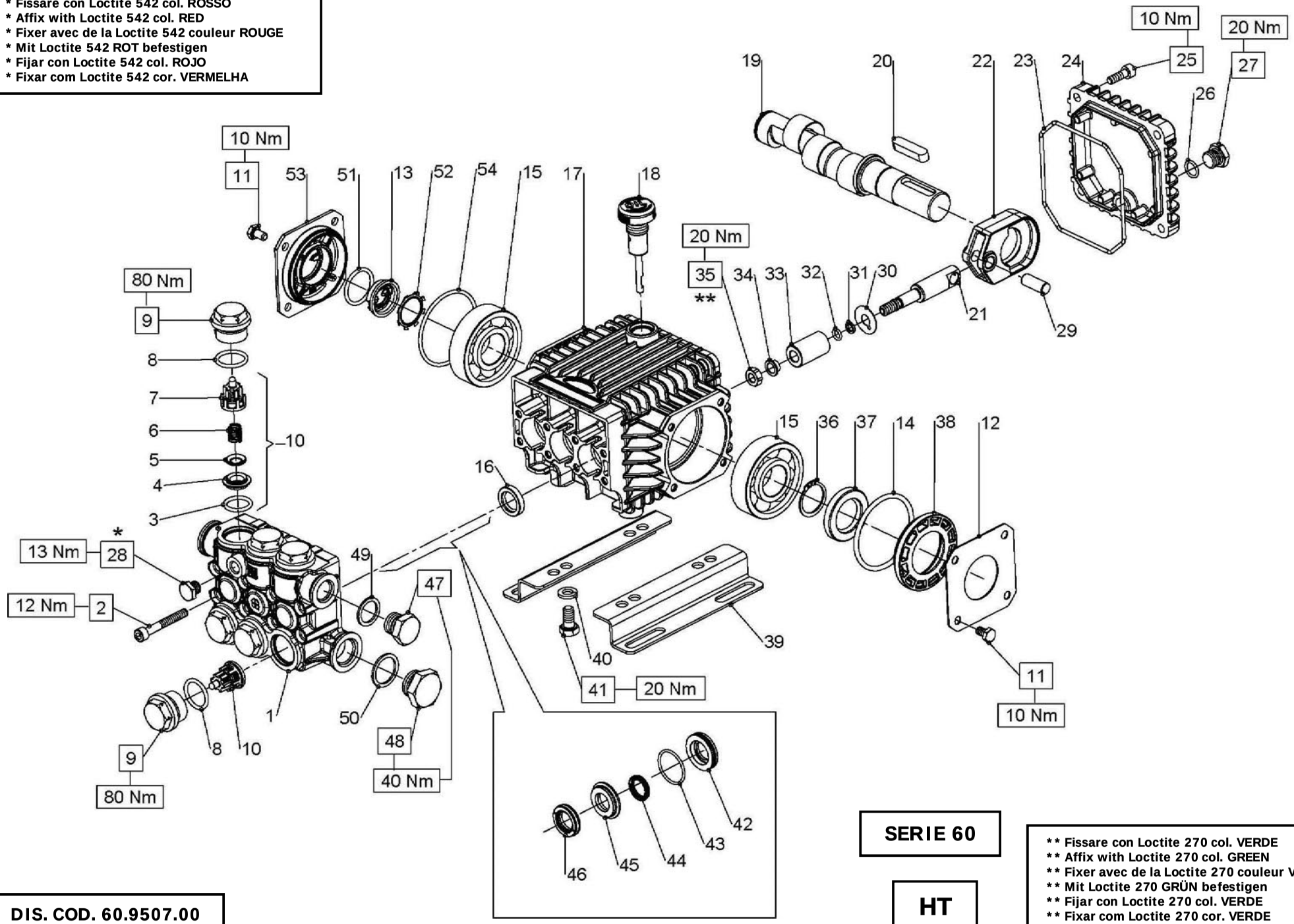

SERIE 60

HT

** Fissare con Loctite 270 col. VERDE
** Affix with Loctite 270 col. GREEN
** Fixer avec de la Loctite 270 couleur VERT
** Mit Loctite 270 GRÜN befestigen
** Fijar con Loctite 270 col. VERDE
** Fixar com Loctite 270 cor. VERDE

DIS. COD. 60.9507.00

HT6004 - HT6007 - HT6008

KIT RICAMBI – SPARE KITS

KIT Nr.	KIT 83	KIT 123	KIT 243	KIT 244
Posizioni incluse Positions included	16	3 - 4 5 - 6 7 (10)	44 - 46	42 - 43 44 - 45 46
Nr. Pcs.	3	6	3	1

POS	COD.	DESCRIZIONE – DESCRIPTION - KIT	NR
1	60.1212.41	Testata D. 15	1
2	99.1950.00	Vite M6x45 5931	8
3	90.3841.00	OR D. 17.13x2.62 NBR SH. 70 3068 123	6
4	36.2003.66	Sede valvola 123	6
5	36.2001.76	Valvola sferica 123	6
6	94.7376.00	Molla Dm. 9.4x14.8 123	6
7	36.2025.51	Guida valvola 123	6
8	90.3847.00	OR D. 20.24x2.62 NBR SH. 90	6
9	98.2213.00	Tappo M24x1.5	6
10	36.7115.01	Gr. valvola aspiraz./mandata 123	6
11	99.1807.00	Vite M8x10 5739	8
12	50.1500.74	Coperchio laterale carter	1
13	53.2108.51	Vetrino spia livello olio	1
14	90.4097.00	OR D. 55.56x3.53 NBR SH. 70 159	1
15	91.8331.00	Cuscinetto a sfere	2
16	90.1565.00	Anello rad. D. 15.0x24.0x5.0 83	3
17	60.0100.22	Carter pompe	1
18	98.2103.00	Tappo carico olio G 3/8”	1
19	60.0204.65 60.0212.35 60.0217.35	Albero ecc. C.6 - HT6004 Albero ecc. C.9.4 - HT6007 Albero ecc. C.11.5 - HT6008	1
20	91.4892.00	Linguetta 8x7x35 UNI 6604	1
21	60.0500.66	Guida pistone	3

POS	COD.	DESCRIZIONE – DESCRIPTION - KIT	NR
22	60.0300.22	Biella completa	3
23	90.3918.00	OR D. 94.92x2.62 NBR SH. 70 3375	1
24	60.1600.22	Coperchio posteriore carter	1
25	99.1867.00	Vite M6x18 5931	4
26	90.3585.00	OR D. 10.82x1.78 NBR SH. 70 2043	1
27	98.2042.50	Tappo G 1/4”x9 TE17 – Zinc.	1
28	98.1967.00	Tappo G 1/8”x8	1
29	97.7333.00	Spinotto D. 9x24.5	3
30	96.7070.00	Rosetta D. 9.0x23.0x1.5	3
31	90.5022.00	Anello antiest. D. 6.2x9.0x1.5	3
32	90.3573.00	OR D. 5.28x1.78 NBR SH. 70 2021	3
33	60.0400.09	Pistone D. 15x30	3
34	44.2115.70	Rosetta con collare D. 8	3
35	92.2215.00	Dado M8x12x5	3
36	90.0635.00	Anello d’arresto A25	1
37	90.1634.00	Anello rad. D. 25.0x42.0x7.0	1
38	50.2115.51	Distanziale	1
39	50.2000.74	Piedino pompa	2
40	96.7016.00	Rosetta D. 8.4x14.4x2.0 UNI 1751	4
41	99.3037.00	Vite M8x16 5739 5739	4
42	60.0802.70	Anello di fondo d. 15 244	3
43	90.3604.00	OR D. 25.12x1.78NBR SH. 70 2100 244	3

POS	COD.	DESCRIZIONE – DESCRIPTION - KIT	NR
44	90.2150.00	Anello ten. alt. D. 15x19.5 LP 243-244	3
45	60.2162.70	Anello intermedio D. 15 244	3
46	90.2162.00	Anello ten. alt. D. 15x25x5.2 HP 243-244	3
47	98.2099.00	Tappo G 3/8”x13	1
48	98.2179.00	Tappo G 1/2”x10	1
49	96.7380.00	Rosetta D. 17.5x23.0x1.5	1
50	96.7514.00	Rosetta D. 21.5x27.0x1.5	1
51	90.3859.00	OR D. 25.07X2.62 NBR SH. 70 3100	1
52	90.0671.00	Anello d’arresto ZJ30	1
53	53.1500.22	Coperchio laterale carter	1
54	90.3898.00	OR D. 56.82x2.62 NBR SH. 70 3225	1

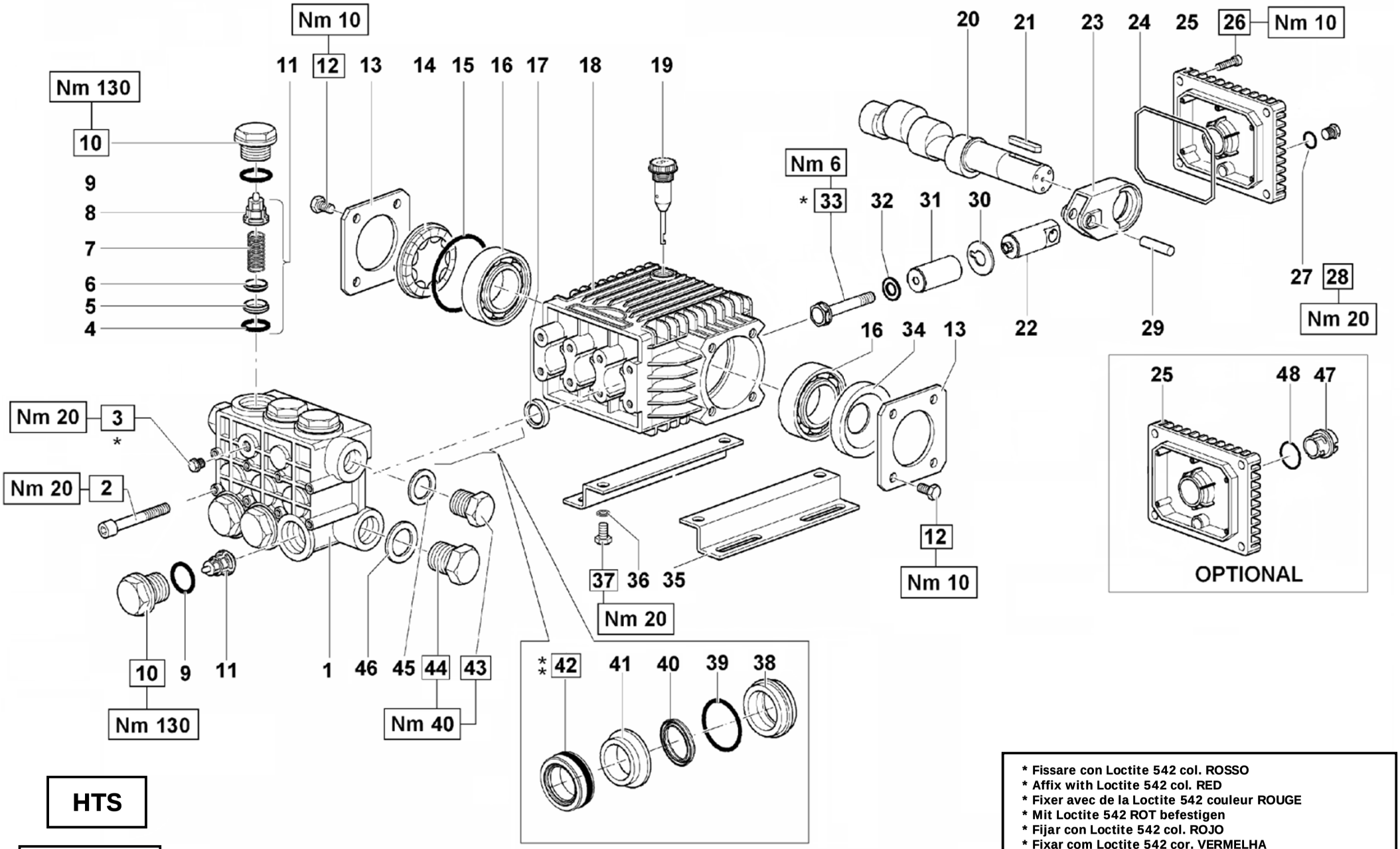

HTS

SERIE 63

DIS. COD. 63.9519.00

* Fissare con Loctite 542 col. ROSSO
* Affix with Loctite 542 col. RED
* Fixer avec de la Loctite 542 couleur ROUGE
* Mit Loctite 542 ROT befestigen
* Fijar con Loctite 542 col. ROJO
* Fixar com Loctite 542 cor. VERMELHA

** Lubrificare con grasso al silicone OCILIS 250
** To lubricate with silicon grease OCILIS 250
** Lubrifier avec gras à la silicone OCILIS 250
** Sich mit fett zum Silikon OCILIS 250 schmieren
** Para lubricar con la grasa al silicón OCILIS 250
** Para lubrificar com a graxa ao silicone OCILIS 250

HTS6311 - HTS6313 - HTS6315

KIT RICAMBI – SPARE KITS

KIT Nr.	KIT 123	KIT 158	KIT 159	KIT 204	KIT205
Posizioni incluse Positions included	4 - 5 6 - 7 8 (11)	9 - 10	17	40 - 42	38 - 39 40 - 41 42
Nr. Pcs.	6	6	3	3	1

POS	COD.	DESCRIZIONE – DESCRIPTION - KIT	NR
1	63.1213.41	Testata D. 18	1
2	99.3192.00	Vite M8x65 UNI 5931	8
3	98.2042.00	Tappo G 1/4”x9	1
4	90.3841.00	OR D. 17.13x5.62 NBR SH. 70 123	6
5	36.2003.66	Sede valvola 123	6
6	36.2001.76	Valvola 123	6
7	94.7376.00	Molla Dm. 9.4x14.8 123	6
8	36.2025.51	Guida valvola 123	6
9	90.3847.00	OR D. 20.24x2.62 NBR SH. 90 3081 158	6
10	98.2225.00	Tappo M24x1.5 158	6
11	36.7115.01	Gr. valvola aspiraz./mandata 123	6
12	99.1807.00	Vite M8x10 UNI 5739	8
13	50.1500.74	Coperchio laterale	2
14	44.2118.01	Distanziale con indicatore	1
15	90.4097.00	OR D. 55.56x3.53 NBR SH. 70 159	1
16	91.8331.00	Cuscinetto a sfere	2
17	90.1595.00	Anello rad. D. 18.0x26.0x6.0 159	3
18	63.0100.22	Carter pompa	1
19	98.2103.00	Tappo carico olio G 3/8”	1
20	63.0212.35 63.0218.35 63.0216.35	Albero ecc. C.10 - HTS6311 Albero ecc. C.13 - HTS6313 Albero ecc. C.12 - HTS6315	1
21	91.4892.00	Linguetta	1

POS	COD.	DESCRIZIONE – DESCRIPTION – KIT	NR
22	63.0505.66	Guida pistone	3
23	63.0300.22	Biella completa	3
24	90.3920.00	OR D. 101.27x2.62 NBR SH. 70 3400	1
25	63.1600.22 63.1601.22	Coperchio posteriore - OPTIONAL Coperchio posteriore	1
26	99.1837.00	Vite M6x14 UNI 5931	4
27	90.3585.00	OR D. 10.82x1.78 NBR SH. 70 2043	1
28	98.2042.50	Tappo G 1/4”x9 TE17 – Zinc.	1
29	97.7335.00	Spinotto D. 9x27.5	3
30	96.6990.00	Rosetta D. 7.5x23.0x0.5	3
31	63.0405.09	Pistone D. 18x38.5	3
32	96.6905.00	Rosetta D. 5.0x9.0x0.5	3
33	99.1690.00	Vite M5x55 UNI5737	3
34	90.1641.00	Anello rad. D. 25.0x62.0x10.0	1
35	50.2000.74	Piedino pompa	2
36	96.7016.00	Rosetta D. 8.4 UNI 1751	4
37	99.3037.00	Vite M8x16 UNI 5739	4
38	63.0803.70	Anello di fondo D. 18 205	3
39	90.3608.00	OR D. 28.3x1.78 NBR SH. 70 2112 205	3
40	90.2200.00	Anello ten. alt. D. 18x22.5 LP 204-205	3
41	63.2161.70	Anello intermedio D. 18 205	3
42	90.2210.00	Anello ten. alt. D. 18x28x10 HP 204-205	3

POS	COD.	DESCRIZIONE – DESCRIPTION - KIT	NR
43	98.2099.00	Tappo G 3/8”x13	1
44	98.2179.00	Tappo G 1/2”x10	1
45	96.7380.00	Rosetta D. 17.5x23.0x1.5	1
46	96.7514.00	Rosetta D. 21.5x27.0x1.5	1
47	63.2100.51	Spia livello olio - OPTIONAL	1
48	90.4051.00	OR D. 26.58x3.53 NBR SH. 70 4106 OPTIONAL	1

SERIE 66

HT

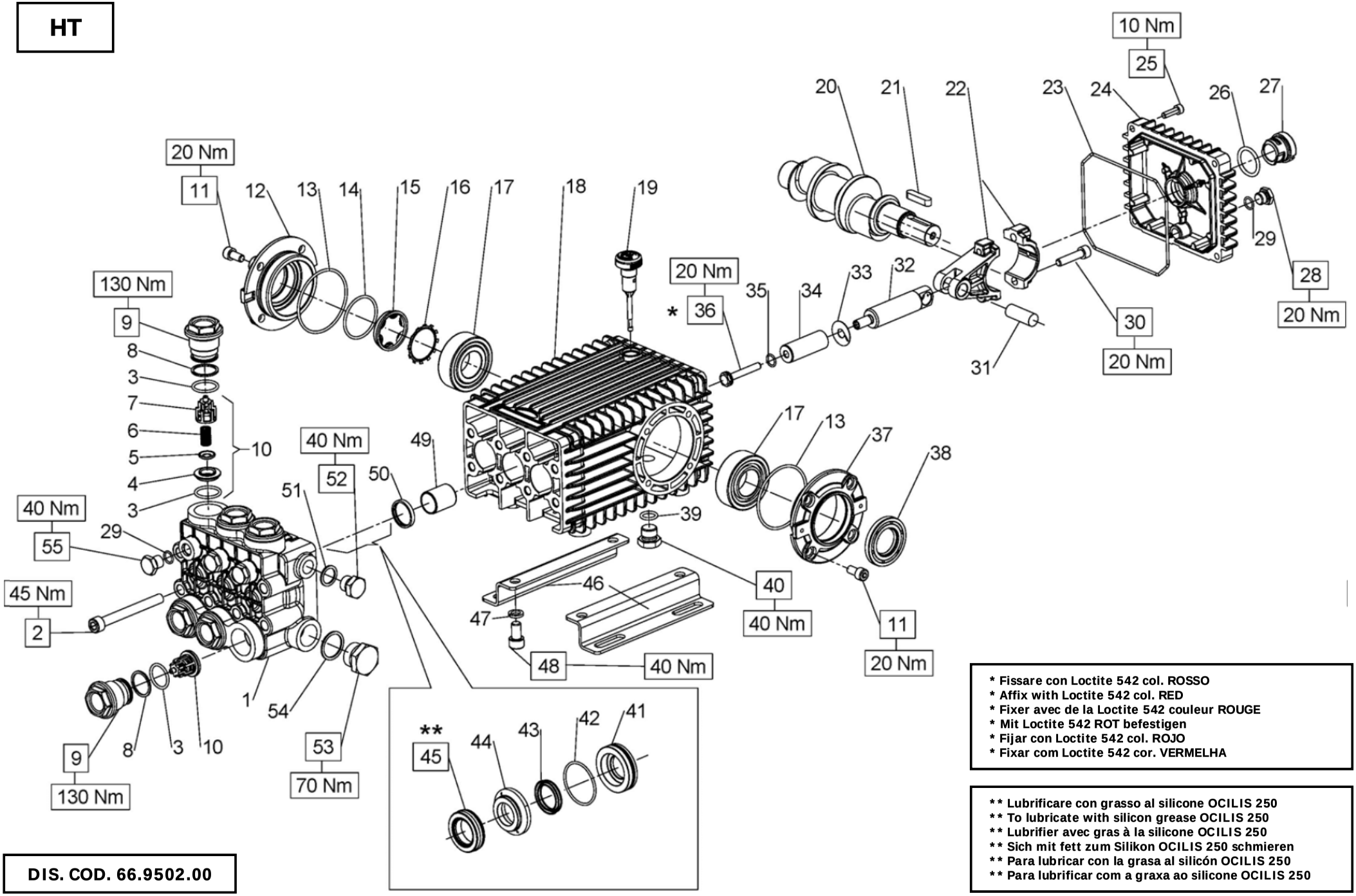

* Fissare con Loctite 542 col. ROSSO
* Affix with Loctite 542 col. RED
* Fixer avec de la Loctite 542 couleur ROUGE
* Mit Loctite 542 ROT befestigen
* Fijar con Loctite 542 col. ROJO
* Fixar com Loctite 542 cor. VERMELHA

** Lubrificare con grasso al silicone OCILIS 250
** To lubricate with silicon grease OCILIS 250
** Lubrifier avec gras à la silicone OCILIS 250
** Sich mit fett zum Silikon OCILIS 250 schmieren
** Para lubricar con la grasa al silicón OCILIS 250
** Para lubrificar com a graxa ao silicone OCILIS 250

DIS. COD. 66.9502.00

HT6628 - HT6639 - HT6646 - HT6635

PISTON D. 20	PISTON D. 22	PISTON D. 24
HT6628 - HT6635	HT6639	HT6646

KIT RICAMBI – SPARE KITS

KIT Nr.	KIT 2	KIT 3	KIT 169	PISTONE - PISTON D. 20 KIT 206	KIT 207	PISTONE - PISTON D. 22 KIT 208	KIT 209	PISTONE - PISTON D. 24 KIT 210	KIT 211
Posizioni incluse Positions included	50	38	3 - 4 5 - 6 7 (10)	43 - 45	41 - 42 43 - 44 45	43 - 45	41 - 42 43 - 44 45	43 - 45	41 - 42 43 - 44 45
Nr. Pcs.	3	2	6	3	1	3	1	3	1

POS	COD.	DESCRIZIONE – DESCRIPTION - KIT	NR
1	66.1206.41 66.1207.41 66.1208.41	Testata D. 20 Testata D. 22 Testata D. 24	1
2	99.3801.00	Vite M10x90 UNI 5931	8
3	90.3857.00	OR D. 23.81x2.62 NBR SH. 70 132 169	12
4	36.2033.66	Sede valvola sferica 169	6
5	36.2034.76	Valvola 169	6
6	94.7388.00	Molla Dm. 10x18.5 169	6
7	36.2035.51	Guida valvola 169	6
8	90.5165.00	Anello antiest. D. 24.7x29.0x1.5	6
9	66.1303.41	Tappo M32x1.5x29.5	6
10	36.7127.01	Gr. valvola aspiraz./mandata 169	6
11	99.3039.00	Vite M8x16 UNI 5931	8
12	47.1512.22	Coperchio cuscinetto lato spia	1
13	90.3913.00	OR D. 67.95x2.62 NBR SH. 70 3268	2
14	90.3877.00	OR D. 39.34x2.62 NBR SH. 70 3156	1
15	70.2118.01	Spia livello olio	1
16	90.0756.00	Anello di arresto ZJ45	1
17	91.8380.00	Cuscinetto a rulli	2
18	66.0100.22	Carter pompa	1

POS	COD.	DESCRIZIONE – DESCRIPTION - KIT	NR
19	98.2106.00	Tappo carico olio G 3/8”	1
20	66.0200.35 66.0204.35	Albero ecc. C.19 - HT6628 Albero ecc. C.21 - HT6639 HT6646 HT6635	1
21	91.4892.00	Linguetta 9x7x35 UNI 6604	1
22	66.0300.01	Biella completa	3
23	90.3922.00	OR D. 133.02x2.62 NBR SH. 70 3525	1
24	66.1600.22	Coperchio posteriore	1
25	99.1884.00	Vite M6x20 UNI 5931	4
26	90.4051.00	OR D. 26.58x3.53 NBR SH. 70 4106	1
27	63.2100.51	Spia livello olio	1
28	98.2042.50	Tappo G 1/4”x9 TE17 - Zinc.	1
29	90.3585.00	OR D. 10.82x1.78 NBR SH. 70 2043	4
30	99.3099.00	Vite M8x35 UNI 5931	6
31	97.7405.00	Spinotto D. 14x39	3
32	66.0500.66	Guida pistone	3
33	96.7101.00	Rosetta D. 10.0x28.0x0.5	3
34	66.0400.09 66.0401.09 66.0404.09	Pistone D. 20x54 Pistone D. 22x54 Pistone D. 24x54	3
35	90.3584.00	OR D. 10.82x1.78 NBR SH. 90 2043	3
36	66.2195.66	Vite fissaggio pistone	3
37	47.1510.22	Coperchio cuscinetto aperto	1
38	90.1648.00	Anello rad. D. 30.0x55.0x7.0 3	1

POS	COD.	DESCRIZIONE – DESCRIPTION - KIT	NR
39	90.3833.00	OR D. 13.95x2.62 NBR SH. 70 3056	1
40	98.2100.00	Tappo G 3/8”x13	1
41	66.0812.70 66.0813.70 66.0814.70	Anello di fondo D. 20 207 Anello di fondo D. 22 209 Anello di fondo D. 24 211	3
42	90.3616.00	OR D.34.65x1.78 NBR SH. 70 2137 207-209-211	3
43	90.2250.00 90.2300.00 90.2350.00	Anello tenuta D.20x26.15 LP 206-207 Anello tenuta D.22x28.15 LP 208-209 Anello tenuta D.24x30.15 LP 210-211	3
44	66.2160.70 66.2161.70 66.2164.70	Anello intermedio D. 20 207 Anello intermedio D. 22 209 Anello intermedio D. 24 211	3
45	90.2260.00 90.2312.00 90.2360.00	Anello tenuta D.20x30x10 HP 206-207 Anello tenuta D.22x32x10 HP 208-209 Anello tenuta D.24x34x10 HP 210-211	3
46	47.2000.74	Piede pompa	2
47	96.7106.00	Rosetta D. 10.2 DIN 7980	4
48	99.3644.00	Vite M10x18 UNI 5931	4
49	90.9126.00	Boccola D. 22x25x30	3
50	90.1625.00	Anello rad. D. 22.0x32.0x5.5 2	3
51	96.7380.00	Rosetta D. 17.5x23.0x1.5	1
52	98.2099.00	Tappo G 3/8”x13	1
53	98.2269.00	Tappo G 3/4”x16	1
54	96.7700.00	Rosetta D. 26.5x32.0x1.5	1
55	98.2047.00	Tappo G 1/4”x13	3

SERIE 66

HT

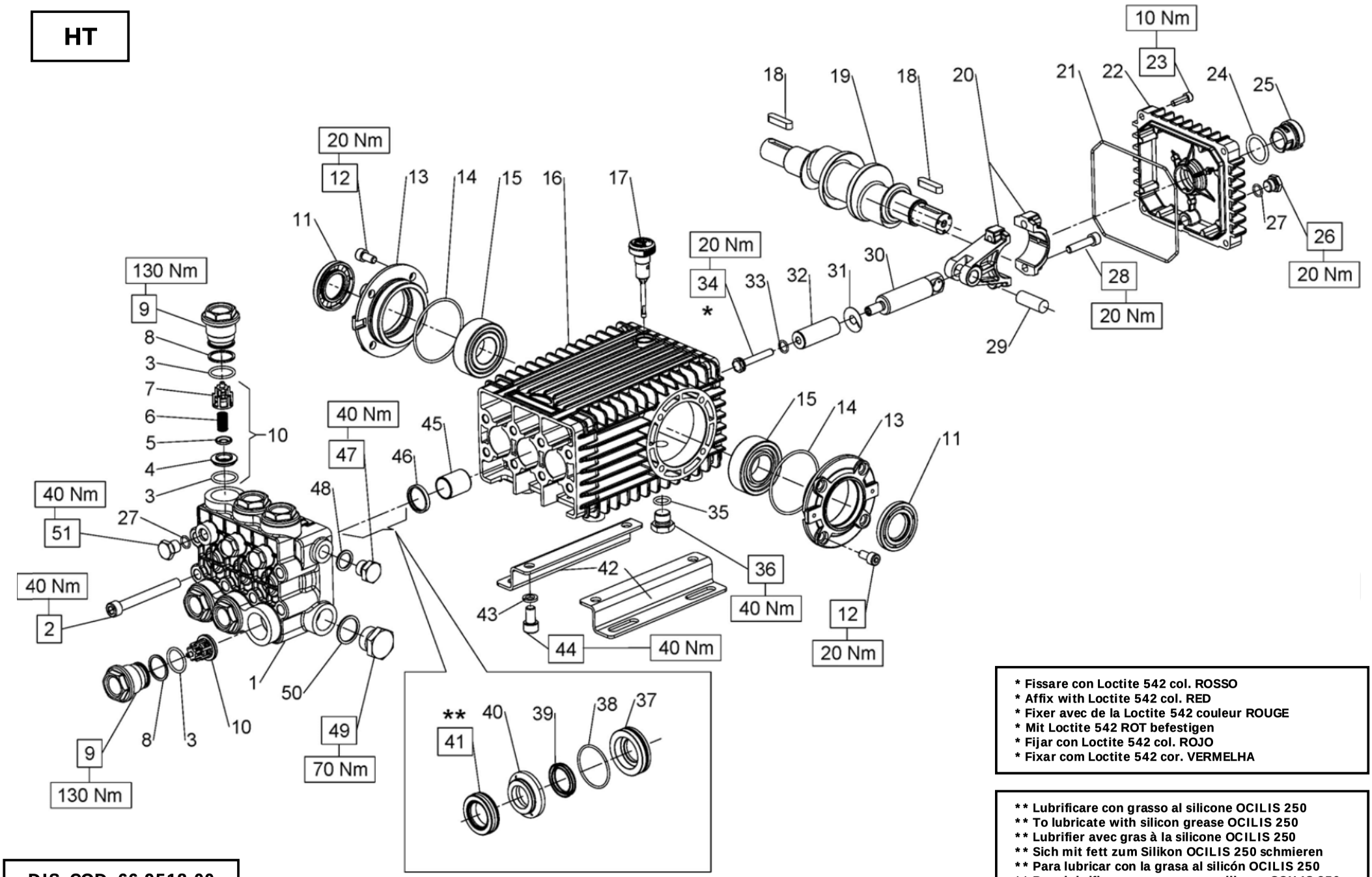

* Fissare con Loctite 542 col. ROSSO
* Affix with Loctite 542 col. RED
* Fixer avec de la Loctite 542 couleur ROUGE
* Mit Loctite 542 ROT befestigen
* Fijar con Loctite 542 col. ROJO
* Fixar com Loctite 542 cor. VERMELHA

** Lubrificare con grasso al silicone OCILIS 250
** To lubricate with silicon grease OCILIS 250
** Lubrifier avec gras à la silicone OCILIS 250
** Sich mit fett zum Silikon OCILIS 250 schmieren
** Para lubricar con la grasa al silicón OCILIS 250
** Para lubrificar com a graxa ao silicone OCILIS 250

DIS. COD. 66.9518.00

HT6628

KIT RICAMBI – SPARE KITS

KIT Nr.	KIT 2	KIT 3	KIT 169	KIT 206	KIT 207
Posizioni incluse Positions included	46	11	3 - 4 5 - 6 7 (10)	39 - 41	37 - 38 39 - 40 41
Nr. Pcs.	3	2	6	3	1

POS	COD.	DESCRIZIONE – DESCRIPTION - KIT	NR
1	66.1206.41	Testata D. 20	1
2	99.3801.00	Vite M10x90 UNI 5931	8
3	90.3857.00	OR D. 23.81x2.62 NBR SH. 70 132 169	12
4	36.2033.66	Sede valvola sferica 169	6
5	36.2034.76	Valvola 169	6
6	94.7388.00	Molla Dm. 10.0x18.5 169	6
7	36.2035.51	Guida valvola 169	6
8	90.5165.00	Anello antiest. D. 24.7x29.0x1.5	6
9	66.1303.41	Tappo M32x1.5x29.5	6
10	36.7127.01	Gr. valvola aspiraz./mandata 169	6
11	90.1648.00	Anello rad. D. 30.0x55.0x7.0 3	2
12	99.3039.00	Vite M8x16 UNI 5931	8
13	47.1510.22	Coperchio cuscinetto aperto	2
14	90.3913.00	OR D. 67.95x2.62 NBR SH. 70 3268	2
15	91.8380.00	Cuscinetto a rulli	2
16	66.0100.22	Carter pompa	1
17	98.2106.00	Tappo carico olio G 3/8”	1
18	91.4892.00	Linguetta 9x7x35 UNI 6604	2
19	66.0210.35	Albero ecc. C.19	1
20	66.0300.01	Biella completa	3
21	90.3922.00	OR D. 133.02x2.62 NBR SH. 70 3525	1
22	66.1600.22	Coperchio posteriore	1
23	99.1884.00	Vite M6x20 UNI 5931	4

POS	COD.	DESCRIZIONE – DESCRIPTION - KIT	NR
24	90.4051.00	OR D. 26.58x3.53 NBR SH. 70 4106	1
25	63.2100.51	Spia livello olio	1
26	98.2042.50	Tappo G 1/4”x9 TE17 – Zinc.	1
27	90.3585.00	OR D. 10.82x1.78 NBR SH. 70 2043	4
28	99.3099.00	Vite M8x35 UNI 5931	6
29	97.7405.00	Spinotto D. 14x39	3
30	66.0500.66	Guida pistone	3
31	96.7101.00	Rosetta D. 10.0x28.0x0.5	3
32	66.0400.09	Pistone D. 20x54	3
33	90.3584.00	OR D. 10.82x1.78 NBR SH. 90 2043	3
34	66.2195.66	Vite fissaggio pistone	3
35	90.3833.00	OR D. 13.95x2.62 NBR SH. 70 3056	1
36	98.2100.00	Tappo G 3/8”x13	1
37	66.0812.70	Anello di fondo D. 20 207	3
38	90.3616.00	OR D. 34.65x1.78 NBR SH. 70 2137 207	3
39	90.2250.00	Anello tenuta D. 20x26.15 LP 206-207	3
40	66.2160.70	Anello intermedio D. 20 207	3
41	90.2260.00	Anello tenuta D. 20x30x10 HP 206-207	3
42	47.2000.74	Piede pompa	2
43	96.7106.00	Rosetta D. 10.2 DIN 7980	4
44	99.3644.00	Vite M10x18 UNI 5931	4
45	90.9126.00	Boccola D. 22x25x30	3
46	90.1625.00	Anello rad. D. 22.0x32.0x5.5 2	3

POS	COD.	DESCRIZIONE – DESCRIPTION - KIT	NR
47	98.2099.00	Tappo G 3/8”x13	1
48	96.7380.00	Rosetta D. 17.5x23.0x1.5	1
49	98.2269.00	Tappo G 3/4”x16	1
50	96.7700.00	Rosetta D. 26.5x32.0x1.5	1
51	98.2047.00	Tappo G 1/4”x13	3

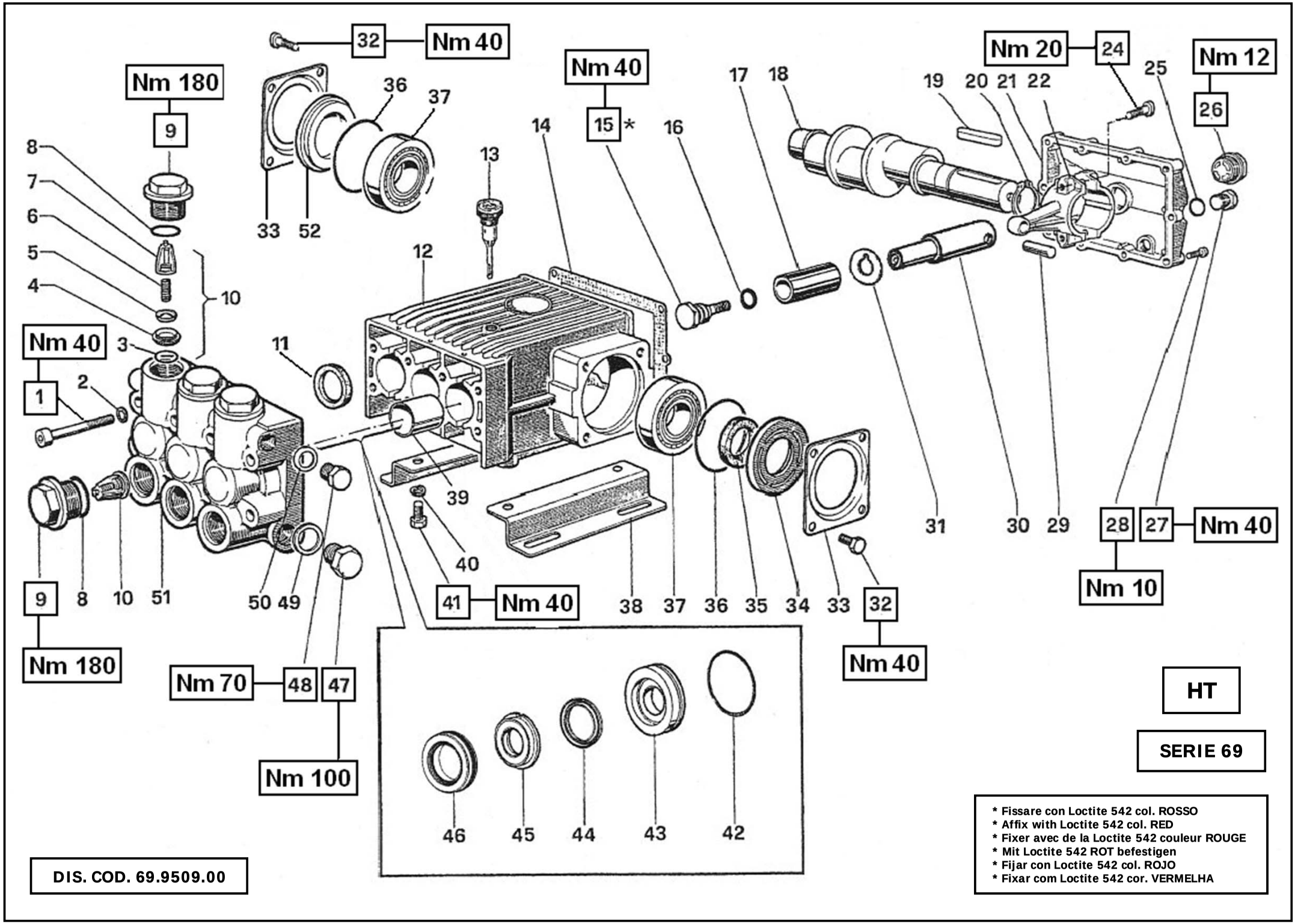
Nm 180
9
8
7
6
5
4
10
Nm 40
3
1
2
9
8
10
51
Nm 180
50
49
Nm 70
48
47
Nm 100
32
Nm 40
36
37
33
52
13
12
11
Nm 40
15 *
14
16
17
18
39
40
41
Nm 40
38
37
36
35
34
33
32
Nm 40
46
45
44
43
42
Nm 20
24
19
20
21
22
25
Nm 12
26
31
30
29
28
27
Nm 40
Nm 10
HT
SERIE 69
* Fissare con Loctite 542 col. ROSSO
* Affix with Loctite 542 col. RED
* Fixer avec de la Loctite 542 couleur ROUGE
* Mit Loctite 542 ROT befestigen
* Fijar con Loctite 542 col. ROJO
* Fixar com Loctite 542 cor. VERMELHA
DIS. COD. 69.9509.00

KIT RICAMBI – SPARE KITS

HT6968

KIT Nr.	KIT 32	KIT 37	KIT 43	KIT 212	KIT 213
Posizioni incluse Positions included	35	11	3 - 4 5 - 6 7 (10)	44 - 46	42 - 43 44 - 45 46
Nr. Pcs.	2	3	6	3	1

POS	COD.	DESCRIZIONE – DESCRIPTION - KIT	NR
1	99.3810.00	Vite M10x95 UNI 5931	8
2	96.7104.00	Rosetta D. 10.5x16.0x1	8
3	90.4059.00	OR D. 32.93x3.53 NBR SH. 70 4131 43	6
4	36.2011.66	Sede valvola 43	6
5	36.2010.76	Valvola 43	6
6	94.7450.00	Molla Dm. 16.0x27.5 43	6
7	36.2009.51	Guida valvola 43	6
8	90.4065.00	OR D. 37.69x3.53 NBR SH. 70 4150	6
9	98.2421.00	Tappo M42x1.5x23	6
10	36.7065.01	Gr. valvola d'aspiraz./mandata 43	6
11	90.1656.00	Anello rad. D. 32.0x42.0x7.0 37	8
12	69.0100.22	Carter pompa	1
13	98.2106.00	Tappo carico olio G 3/8"	1
14	69.2119.84	Guarnizione coperchio posteriore	1
15	69.2196.66	Vite fissaggio pistone	3
16	90.3859.00	OR D. 25.07x2.62 NBR SH. 70 3100	3
17	69.0400.09	Pistone D. 36x60	3
18	69.0205.35	Albero ecc. C.24	1
19	91.4969.00	Linguetta 10x8x40 UNI 6604	1
20	90.0695.00	Anello d'arresto A35 UNI 7435	1
21	69.1600.22	Coperchio posteriore carter	1
22	69.0304.01	Biella completa	3

POS	COD.	DESCRIZIONE – DESCRIPTION - KIT	NR
24	99.3099.00	Vite M8x35 UNI 5931	6
25	90.3833.00	OR D. 13.95x2.62 NBR SH. 70 3056	1
26	97.5968.00	Spia livello olio G 3/4"	1
27	98.2100.50	Tappo G 3/8"x13 TE22 – Zinc.	1
28	99.1867.00	Vite M6x18 UNI 5931	9
29	97.7398.00	Spinotto D. 14x31.5	3
30	69.0503.54	Guida pistone	3
31	96.7565.00	Rosetta D. 22.3x41.2x0.5	3
32	99.3636.00	Vite M10x16 UNI 5739	8
33	68.1500.74	Coperchio laterale carter	2
34	69.2115.51	Distanziale	1
35	90.1672.00	Anello rad. D. 35.0x52.0x8.0 32	1
36	90.4131.00	OR D. 73.03x3.53 NBR SH. 70 176	2
37	91.8482.00	Cuscinetto a rulli	2
38	47.2000.74	Piedino pompa	2
39	90.9162.00	Boccola D. 32x36x40	3
40	96.7106.00	Rosetta D. 10.2 DIN 7980	4
41	99.3644.00	Vite M10x18 UNI 5931	4
42	90.3885.00	OR D. 45.69x2.62 NBR SH. 70 3181 213	3
43	69.0805.70	Anello di fondo D. 36 213	3
44	90.2400.00	Anello ten. alt. D. 36x42.15 LP 212-213	3
45	69.2171.70	Anello intermedi D. 36 213	3

POS	COD.	DESCRIZIONE – DESCRIPTION - KIT	NR
46	90.2410.00	Anello ten. alt. D. 36x48x8 HP 212-213	3
47	98.2326.00	Tappo G 1"x17	1
48	98.2269.00	Tappo G 3/4"x16	1
49	96.7870.00	Rosetta D. 33.5x38.0x1.5	1
50	96.7700.00	Rosetta D. 26.5x32.0x1.5	1
51	69.1219.41	Testata D. 36	1
52	69.2116.51	Distanziale	1

HT

SERIE 70

Flangia tipo "A" per azionamenti diretti

OPTIONAL

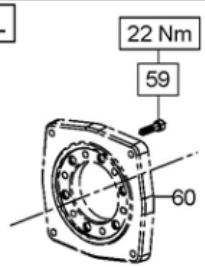

Campana e Giunto per accoppiamenti a motori idraulici SAE B

OPTIONAL

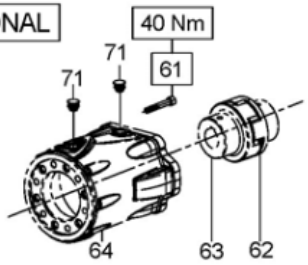

Presa di forza ausiliare su lato opposto azionamento

OPTIONAL

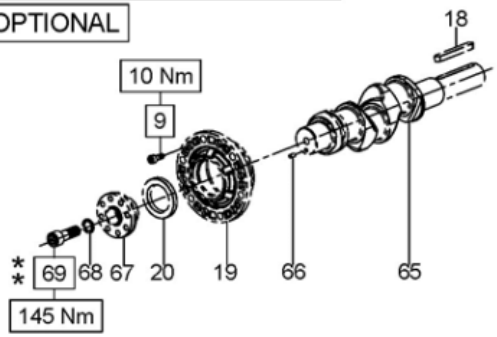

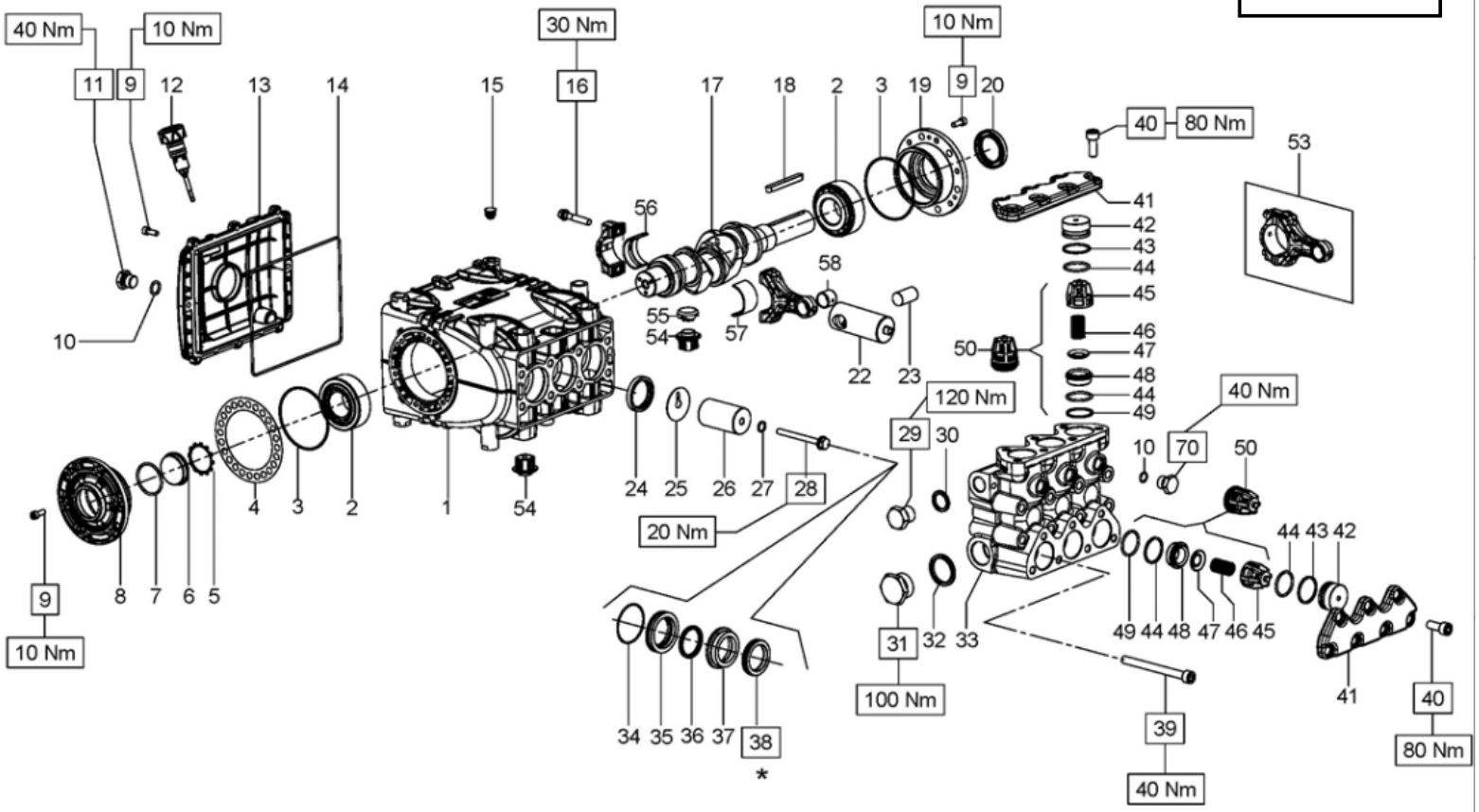

* Lubrificare con grasso al silicone.
* Lubricate with silicon grease.
* Graisser avec de la graisse su silicone.
* Schmieren mit Silikonfett.
* Lubrique con grasa de silicona.
* Lubrifique com graxa de silicone.

** Fissare con Loctite 243 col. BLU
** Affix with Loctite 243 col. BLUE
** Fixer avec de la Loctite 243 couleur BLUE
** Mit Loctite 243 BLAU befestigen
** Fijar con Loctite 243 col. AZUL
** Fixar com Loctite 243 cor. BLUE

COD. DIS. 70.9502.00

INTERPUMP GROUP

GENERAL PUMP

HT7095H

KIT RICAMBI – SPARE KITS

KIT NR.	KIT 212	KIT 2030	KIT 2032	KIT 2156 2157-2158
Posizioni incluse Positions included	36 - 38	44 - 45 46 - 47 48 - 49 (50)	34 - 35 36 - 37 38	56 - 57
Nr. Pcs.	3	6	1	3

POS	COD.	DESCRIZIONE – DESCRIPTION - KIT	NR
1	70.0100.22	Carter pompa	1
2	91.8477.00	Cuscinetto a rulli	2
3	90.3915.00	OR D. 80.6x2.62 NBR SH. 70 3318	2
4	70.2200.81 70.2203.81	Spessore 0.1 mm. Spessore 0.25 mm.	-
5	90.0756.00	Anello d'arresto A45	1
6	70.2118.01	Spia livello olio	1
7	90.3877.00	OR D. 39.34x2.62 NBR SH. 70 3156	1
8	70.1501.22	Coperchio cuscinetto lato spia	1
9	99.1854.00	Vite M6x16 UNI 5931	20
10	90.3833.00	OR D. 13.95x2.62 NBR SH. 70 3056	4
11	98.2100.50	Tappo G 3/8"x13 TE22 – Zinc.	1
12	98.2115.00	Tappo con asta D. 21.5x70	1
13	70.1600.22	Coperchio posteriore carter	1
14	90.3942.00	OR D. 190.17x2.62 NBR SH. 70 3750	1
15	98.2005.00	Tappo per foro D. 15	5
16	99.3123.00	Vite serraggio biella	6
17	70.0200.35	Albero ecc. C.23	1
18	91.4900.00	Linguetta 8x7x70 UNI 6604	1
19	70.1500.22	Coperchio ciscinetto lato PTO	1
20	90.1668.00	Anello rad. D. 35.0x52.0x7.0	1
22	70.0500.15	Guida pistone	3
23	97.7420.00	Spinotto D. 18x36	3

POS	COD.	DESCRIZIONE – DESCRIPTION – KIT	NR
24	90.1677.00	Anello rad. D. 36.0x47.0x6.0/7.5	3
25	96.7099.00	Rosetta D. 10.0x45.0x1.0	3
26	70.0405.09	Pistone D. 36x62	3
27	90.3584.00	OR D. 10.82x1.78 NBR SH. 70	3
28	70.2241.36	Vite fissaggio pistone	3
29	98.2182.00	Tappo G 1/2"x18	1
30	93.1972.00	Rondella con tenuta G 1/2"	1
31	98.2326.00	Tappo G 1"x17	1
32	93.1985.00	Rondella con tenuta G 1"	1
33	70.1241.41 70.1242.41	Testata D. 36 Testata D. 36 - NPT	1
34	90.3626.00	OR D. 50.52x1.78 NBR SH. 70 2200 2132	3
35	70.0805.70	Anello di fondo D. 36 2132	3
36	90.2400.00	Anello ten. alt. D. 36x42 LP 212-2132	3
37	70.2165.70	Anello intermedio D. 36 2132	3
38	90.2410.00	Anello ten. alt. D. 36x48x8 HP 212-2132	3
39	99.3816.00	Vite M10x110 UNI 5931	8
40	99.3671.00	Vite M10x25 UNI 5931	14
41	70.2223.41	Coperchio valvole	2
42	70.2116.70	Tappo valvole aspirazione/mandata	6
43	90.5180.00	Anello antiest. D. 32.4x36.5x1.5	6
44	90.3865.00	OR D. 29.82x2.62 NBR SH. 70 3118 2030	12
45	36.2047.05	Guida valvola 2030	6

POS	COD.	DESCRIZIONE – DESCRIPTION – KIT	NR
46	94.7450.00	Molla Dm. 16.0x27.5 2030	6
47	36.2010.76	Valvola sferica 2030	6
48	36.2048.66	Sede valvola 2030	6
49	90.5178.00	Anello antiest. D. 31x35.5x1.5 2030	6
50	36.7143.01	Gr. valvola aspiraz./mandata 2030	6
53	70.0305.01	Biella completa	3
54	70.2225.51	Tappo carter	6
55	71.2259.51	Cappuccio tappo carter	3
56	90.9223.00 90.9224.00 90.9225.00	Semiboc. testa biella – Inf. 2156 Semiboc. testa biella +0.25 – Inf. 2157 Semiboc. testa biella +0.50 – Inf. 2158	3
57	90.9220.00 90.9221.00 90.9222.00	Semiboc. testa biella – Sup. 2156 Semiboc. testa biella +0.25 – Sup. 2157 Semiboc. testa biella +0.50 – Sup. 2158	3
58	90.9100.00	Boccola piede biella	3
70	98.2099.00	Tappo G 3/8"x13	3

INTERPUMP GROUP

GENERAL PUMP

HT7095H

KIT RICAMBI – SPARE KITS

KIT NR.	KIT 212	KIT 2030	KIT 2032	KIT 2156 2157-2158
Posizioni incluse Positions included	36 - 38	44 - 45 46 - 47 48 - 49 (50)	34 - 35 36 - 37 38	56 - 57
Nr. Pcs.	3	6	1	3

POS	COD.	DESCRIZIONE – DESCRIPTION – KIT	NR
AZIONAMENTI SPECIALI – SPECIAL DRIVES			
AZIONAMENTO DIRETTO CON FLANGIA TIPO A DIRECT DRIVE WITH FLANGE TYPE A			
59	99.3084.00	Vite M8x30 UNI 5931	6
60	10.0673.20	Flangia per motore idraulico	1
AZIONAMENTO IDRAULICO CON CAMPANA E GIUNTO SAE-B HYDRAULIC DRIVE WITH FLANGE AND FEXIBLE COUPLING SAE-B			
71	98.2060.00	Tappo per foro D. 15	4
61	99.3136.00	Vite M8x45 UNI 5931	6
62	10.0755.47	Elemento elastico	1
63	10.7430.01	Giunto elastico d. 30x25.4	1
64	10.0752.20	Flangia per motore idraulico SAE-B	1
AZIONAMENTO CON PRESA DI FORZA AUSILIARE DRIVE WITH AUXILIARY PTO			
9	99.1867.00	Vite M6x18 UNI 5931	6
18	91.5000.00	Linguetta 12x8x70 UNI 6604	1
19	70.1500.22	Coperchio cuscinetto lato PTO	1
20	90.1668.00	Anello rad. D. 35.0x52.0x7.0	1
65	70.0205.35	Albero ecc. C.23	1
66	97.6152.00	Spina d. 5x10	1
67	70.2234.54	Dispositivo presa di forza ausiliare	1
68	96.7160.00	Rosetta d. 12.0x18.0x1.0	1
69	99.4295.00	Vite M12x35 UNI 5931	1

INTERPUMP GROUP

COD. DIS. 71.9502.00

HT

SERIE 71

Sistema Flussaggio tenute

OPTIONAL

Flangia tipo "A" per azionamenti diretti

OPTIONAL

Presa di forza con riduttore

OPTIONAL

Presa di forza ausiliare su lato opposto azionamento

OPTIONAL

Campana e Giunto per accoppiamenti a motori idraulici SAE C

OPTIONAL

INTERPUMP GROUP

GENERAL PUMP

HT71150

KIT RICAMBI – SPARE KITS

KIT NR.	KIT 2012	KIT 2013	KIT 2033	KIT 2034	KIT 2135 2154-2155
Posizioni incluse Positions included	46 - 47 48 - 49 50 - 51 52 (55)	46 - 47 49 - 50 51 - 52 53 (56)	32 - 35	30 - 31 32 - 33 34 - 35	60 - 61
Nr. Pcs.	3	3	3	1	3

POS	COD.	DESCRIZIONE – DESCRIPTION KIT	NR
1	71.0100.22	Carter pompa	1
2	91.8590.00	Cuscinetto a rulli	2
3	90.3918.00	OR D. 94.92x2.62 NBR SH. 70 3375	2
4	71.2200.81 71.2203.81	Spessore 0.1 mm. Spessore 0.25 mm.	-
5	90.0756.00	Anello d'arresto ZJ45	1
6	70.2118.01	Spia livello olio	1
7	90.3877.00	OR D. 39.4x2.62 NBR SH. 70 3156	1
8	71.1501.22	Coperchio cuscinetto lato spia	1
9	99.1867.00	Vite M6x18 UNI 5931	20
10	90.3841.00	OR D. 17.13x2.62 NBR SH. 70 3068	4
11	98.2187.00	Tappo G 1/2"x13 TE27 – Zinc.	1
12	98.2120.00	Tappo con asta D. 21.5x91	1
13	71.1600.22	Coperchio posteriore carter	1
14	90.4000.00	OR D. 215.00x3.00 NBR SH. 70	1
15	98.2060.00	Tappo per foro D. 15	4
16	99.3138.00	Vite serraggio biella	6
17	71.0200.35	Albero ecc. C.50	1
18	91.5000.00	Linguetta 12x8x70 UNI 6604	1
19	71.1500.22	Coperchio cuscinetto lato PTO	1
20	90.1700.00	Anello rad. D. 50.0x65.0x8.0	1
22	90.0606.00	Anello d'arresto J20	6

POS	COD.	DESCRIZIONE – DESCRIPTION – KIT	NR
23	71.0507.15	Guida pistone	3
24	97.7430.00	Spinotto D. 20x38	3
25	90.1678.00	Anello rad. D. 38.0x52.0x7.0/8.5	3
26	96.7140.00	Rosetta D. 10.0x50.0x1.0	3
27	71.0405.09	Pistone D. 40x95	3
28	90.3671.00	OR D. 11.00x2.00 NBR SH. 70	3
29	71.2195.66	Vite fissaggio pistone	3
30	90.0797.00	Anello d'arresto D. 52 2034	3
31	71.2189.70	Anello per tenuta D. 40 2034	3
32	90.2450.00	Anello ten. alt. D. 40x46.15 LP 2033-2034	3
33	71.2166.70	Supporto guarnizioni D. 40 2034	3
34	90.3891.00	OR. D. 52.07x2.62 NBR SH. 70 3206 2034	3
35	90.2460.00	Anello ten. alt. D. 40x55x10 HP 2033-2034	3
36	98.2326.00	Tappo G1"x17	1
37	93.1985.00	Rondelle con tenuta G 1"	1
38	98.2440.00	Tappo G 1"-1/2"x20	1
39	93.1990.00	Rondella con tenuta G 1"-1/2"	1
40	71.1232.41 71.1233.41	Testata D. 40 Testata D. 40 - NPT	1
41	99.4480.00	Vite M12x150 UNI 5931	8
42	99.4295.00	Vite M12x35 UNI 5931	14
43	71.2101.36	Coperchio valvole	2

POS	COD.	DESCRIZIONE – DESCRIPTION – KIT	NR
44	71.2111.70	Tappo valvole aspirazione/mandata	6
45	90.5250.00	Anello antiest. D. 50.9x55.0x1.5	6
46	90.3889.00	OR D. 48.89x2.62 NBR SH. 70 3193 2012-2013	12
47	36.2045.05	Guida valvola 2012-2013	6
48	94.7540.00	Molla Dm. 24.7x27.0 2012	3
49	36.2086.51	Guida interna valvola 2012-2013	6
50	36.2085.02	Valvola sferica 2012-2013	6
51	36.2041.56	Sede valvola 2012-2013	6
52	90.5240.00	Anello antiest. D. 49.5x54.0x1.5 2012-2013	6
53	94.7550.00	Molla Dm. 25.2x26.0 2013	3
54	98.2183.00	Tappo G 1/2"x13	3
55	36.7136.01	Gr. valvola d'aspirazione 2012	3
56	36.7137.01	Gr. valvola di mandata 2013	3
57	71.0307.01	Biella completa	3
58	99.4266.00	Vite M16x25 UNI 5739	1
59	71.2230.74	Staffa di sollevamento	1
60	90.9243.00 90.9244.00 90.9245.00	Semiboc. Testa biella – Inf. 2135 Semiboc. Testa biella +0.25 – Inf. 2154 Semiboc. Testa biella +0.50 – Inf. 2155	3
61	90.9240.00 90.9241.00 90.9242.00	Semiboc. Testa biella – Sup. 2135 Semiboc. Testa biella +0.25 – Sup. 2154 Semiboc. Testa biella +0.50 – Sup. 2155	3
62	90.9110.00	Boccola piede biella	3
63	71.2259.51	Cappuccio tappo carter	3
64	71.2258.51	Tappo carter	6
94	71.0508.66	Stelo guida pistone	3
95	99.1994.00	Vite M6x65 UNI 5931	6
96	90.3528.00	OR D. 30.00x1.5 NBR SH. 70	3

INTERPUMP GROUP

GENERAL PUMP

HT71150

KIT RICAMBI – SPARE KITS

KIT NR.	KIT 2012	KIT 2013	KIT 2033	KIT 2034	KIT 2135 2154-2155
Posizioni incluse Positions included	46 - 47 48 - 49 50 - 51 52 (55)	46 - 47 49 - 50 51 - 52 53 (56)	32 - 35	30 - 31 32 - 33 34 - 35	60 - 61
Nr. Pcs.	3	3	3	1	3

POS	COD.	DESCRIZIONE – DESCRIPTION – KIT	NR
SISTEMA FLUSHING – FLUSHING SYSTEM			
65	-	Testata - FLUSHING	1
AZIONAMENTI SPECIALI – SPECIAL DRIVES			
AZIONAMENTO DIRETTO CON FLNAGIA TIPO A DIRECT DRIVE WITH FLANGE TYPE A			
66	99.3098.00	Vite M8x35 UNI 5931	6
67	10.0677.20	Flangia per motore idraulico	1
AZIONAMENTO IDRAULICO CON CAMPANA E GIUNTO SAE-C HYDRAULIC DRIVE WITH FLANGE AND FEXIBLE COUPLING SAE-C			
15	98.2060.00	Tappo per foro D. 15	2
68	10.0745.70	Distanziale D. 31.75 h.10.5	1
69	10.0749.47	Elemento elastico	1
70	10.7428.01	Giunto elastico D. 40x31.75	1
71	10.0746.70	Distanziale D. 40 h.10	1
72	10.0750.20	Flangia per motore idraulico SAE-C	1
73	99.3146.00	Vite M8x50 UNI 5931	6
AZIONAMENTO CON PRESA DI FORZA AUSILIARE DRIVE WITH AUXILIARY PTO			
9	99.1867.00	Vite M6x18 UNI 5931	6
18	91.5000.00	Linguetta 12x8x70 UNI 6604	1
19	71.1500.22	Coperchio cuscinetto lato PTO	1
20	90.1700.00	Anello rad. D. 50.0x65.0x8.0	1
74	71.0207.35	Albero ecc. C.50	1
75	97.6152.00	Spina D. 5x10	1

POS	COD.	DESCRIZIONE – DESCRIPTION – KIT	NR
76	71.2265.54	Dispositivo presa di forza ausiliare	1
77	96.7378.00	Rosetta D. 17.0x24.0x1.0	1
78	99.5142.00	Vite M16x45 UNI 5931	1
AZIONAMENTO CON RIDUTTORE DRIVE WITH GEARBOX			
9	99.1867.00	Vite M6x18 UNI 5931	6
18	91.5000.00	Linguetta 12x8x70 UNI 6604	1
19	71.1500.22	Coperchio cuscinetto lato PTO	1
20	90.1700.00	Anello rad. D. 50.0x65.0x8.0	1
75	97.6152.00	Spina D. 5x10	2
79	97.5940.00	Spia livello olio G 1/2”	1
80	99.3146.00	Vite M8x50 UNI 5931	16
81	72.2109.20	Coperchio scatola riduttore	1
82	91.8593.00	Cuscinetto a sfere	1
83	10.0708.35 10.0709.35 10.0710.35	Pignone Z27-R.1.25 - Elicoidale Pignone Z25-R.1.50 - Elicoidale Pignone Z22-R.1.83 - Elicoidale	1
84	91.8577.00	Cuscinetto a sfere	1
85	99.4307.00	Vite M12x40 UNI 5737	1
86	72.2110.55	Rondella fissag. corona	1
87	10.0711.35 10.0712.35 10.0713.35	Corona Z34-R.1.25 - Elicoidale Corona Z37-R.1.50 - Elicoidale Corona Z40-R.1.83 - Elicoidale	1
88	90.3948.00	OR D. 209.22x2.62 NBR SH. 70	1
89	72.2108.20	Scatola riduttore	1

POS	COD.	DESCRIZIONE – DESCRIPTION – KIT	NR
90	90.3585.00	OR D. 10.82x1.78 NBR SH. 70 2043	2
91	98.2042.50	Tappo G 1/4”x9 Zinc.	2
92	97.6185.00	Spina D. 8x18	1
93	72.2107.84	Guarnizione scatola riduttore	1

*** Lubrificare con grasso al silicone.**
*** Lubricate with silicon grease.**
*** Graisser avec de la graisse su silicone.**
*** Schmieren mit Silikonfett.**
*** Lubrique con grasa de silicona.**
*** Lubrifique com graxa de silicone.**

**** Fissare con Loctite 243 col. BLU**
**** Affix with Loctite 243 col. BLUE**
**** Fixer avec de la Loctite 243 couleur BLU**
**** Mit Loctite 243 BLAU befestigen**
**** Fijar con Loctite 243 col. AZUL**
**** Fixar com Loctite 243 cor. BLUE**

INTERPUMP GROUP

SERIE 58

CW

* Lubrificare con grasso di vaselina
* To lubricate with vaseline grease
* Lubrifier avec gras des vaseline
* Sich mit fett zum vaselin schmieren
* Para lubricar con la grasa de vaselina
* Para lubrificar com a graxa de vaselina

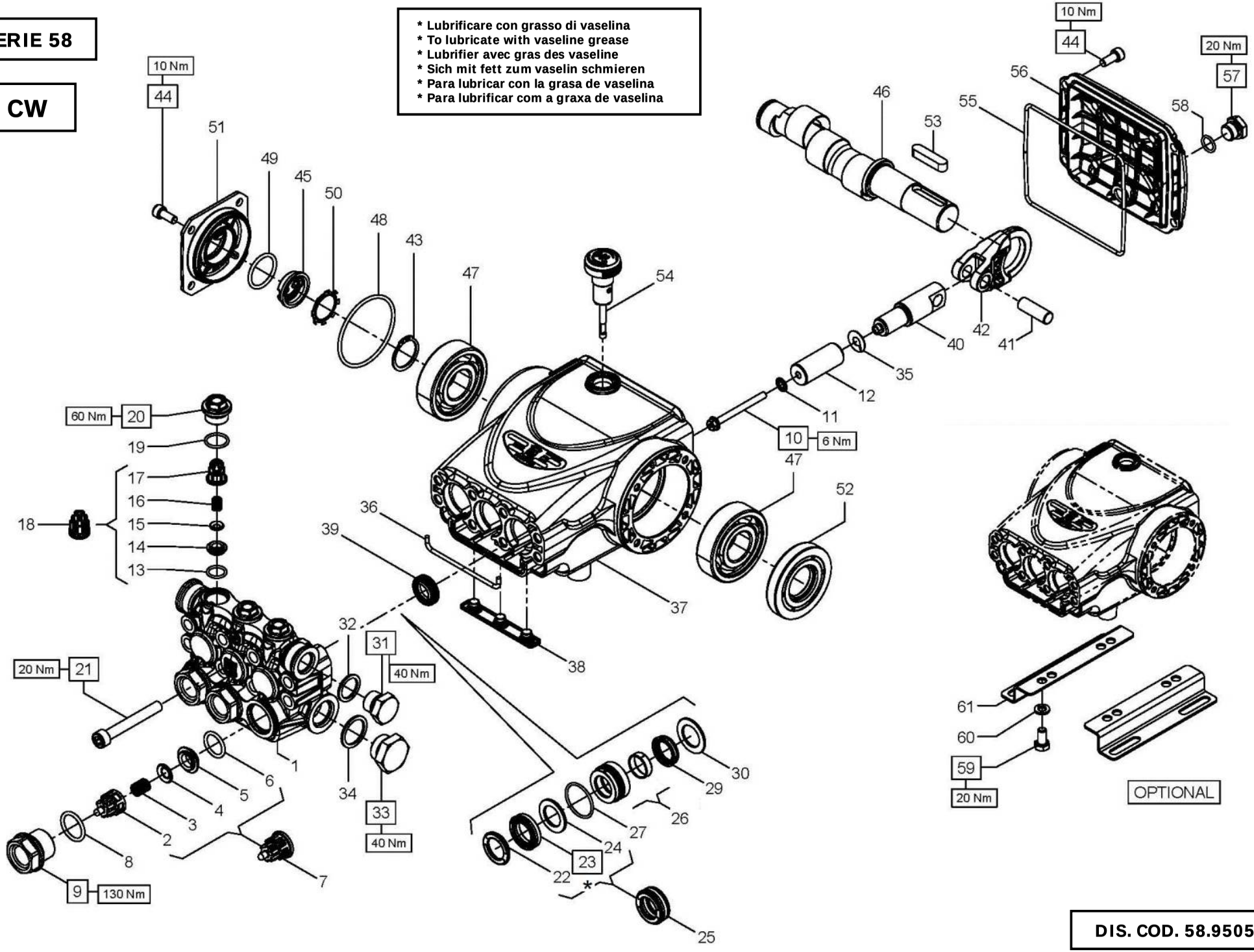

DIS. COD. 58.9505.00

C2W2011 - C2W2012 - C2W2013

KIT RICAMBI - SPARE KITS

KIT NR.	KIT 269	KIT 292	KIT 271	KIT 342	KIT 343
Posizioni incluse Positions included	2 - 3 - 4 - 5 6 - 13 - 14 15 - 16 - 17 (7) - (18)	8 - 9 19 - 20	39	22 - 23 24 - 27 29	22 - 23 24 - 26 27 - 29 30
Nr. Pcs.	3	3	3	3	1

POS	COD.	DESCRIZIONE – DESCRIPTION - KIT	NR
1	58.1208.36	Testata pistone D.18	1
2	36.2025.51	Guida valvola d'aspirazione 269	3
3	94.7376.00	Molla Dm. 9.4x14.8 269	3
4	36.2001.76	Valvola sferica 269	3
5	36.2003.66	Sede valvola d'aspirazione 269	3
6	90.3841.00	OR D. 17.13x2.62 NBR SH. 70 306 269	3
7	36.7115.01	Gr. valvola d'aspirazione 269	3
8	90.3847.00	OR D. 20.24x2.62 NBR 90SH 3081 292	3
9	98.2225.00	Tappo M24x1.5x16.7 292	3
10	99.1690.00	Vite M5x55	3
11	96.6905.00	Rosetta D. 5.0x11.5x0.4	3
12	58.0402.09	Pistone D. 18x42	3
13	90.3674.00	OR D. 12.00x2.00 NBR SH. 70 269	3
14	36.2113.66	Sede valvola di mandata 269	3
15	36.2112.76	Valvola sferica 269	3
16	94.7333.00	Molla Dm. 6.2x10.4 269	3
17	36.2111.51	Guida valvola di mandata 269	3
18	36.7193.01	Gr. valvola mandata 269	3
19	90.3593.00	OR D. 15.60x1.78 NBR SH. 70 2062 292	3
20	98.2137.50	Tappo M18x1.5x10 292	3
21	99.3175.00	Vite M8x60 UNI 5931	8
22	58.1000.51	Anello di testa D. 18 HP CW 342 343	3

POS	COD.	DESCRIZIONE – DESCRIPTION - KIT	NR
23	90.2653.30	An. ten. alt. D. 18x28x6/3.7 HP CW 342 343	3
24	90.5110.00	Anello antiest. D. 18.0x28.0x1.9 342 343	3
25	90.2655.30	An. ten. alt. D. 18x28x10 HP CW	3
26	58.6058.01	Gr. supp. guarn./boccola D. 18 343	3
27	90.3606.00	OR D. 26.7x1.78 NBR SH. 70 2106 342 343	3
29	90.2650.30	An. ten. alt. D. 18x24x5 LP CW 342 343	3
30	58.2108.70	Anello per tenuta D. 18 343	3
31	98.2099.00	Tappo G 3/8"x13	1
32	96.7380.00	Rosetta D. 17.5x23.0x1.5	1
33	98.2179.00	Tappo G 1/2"x10	1
34	96.7514.00	Rosetta D. 21.5x27.0x1.5	1
35	96.6990.00	Rosetta D. 7.5x23.0x0.5	3
36	58.2105.82	Guarnizione spugna D. 3x94	1
37	58.0101.22	Carter pompa	1
38	58.2104.51	Protezione	1
39	90.1565.50	Anello rad. D. 15.0x24.0x5.0/7.0 271	3
40	58.0500.66	Guida pistone	3
41	97.7340.00	Spinotto D. 10x29.5	3
42	58.0300.22	Biella	3
43	90.0635.00	Anello d'arresto A25	1
44	99.1837.00	Vite M6x14 UNI 5931	8

POS	COD.	DESCRIZIONE – DESCRIPTION - KIT	NR
45	53.2108.51	Vetrino spia livello olio	1
46	63.0212.35 63.0291.35 63.0216.35	Albero ecc. C.10 - C2W2011 Albero ecc. C.11 - C2W2012 Albero ecc. C.12 - C2W2013	1
47	91.8331.00	Cuscinetto a sfere	2
48	90.3898.00	OR D. 56.82x2.62 NBR SH. 70 3225	1
49	90.3859.00	OR D. 25.07x2.62 NBR SH. 70 3100	1
50	90.0671.00	Anello d'arresto ZJ30	1
51	53.1501.22	Coperchio laterale carter	1
52	90.1641.00	Anello rad. D.25.0x62.0x10.0	1
53	91.4892.00	Linguetta 8x7x35	1
54	98.2105.00	Asta livello olio G 3/8"x51 D. 7	1
55	90.3925.50	OR D. 113.97x2.62 NBR SH. 70 3450	1
56	58.1601.22	Coperchio posteriore	1
57	98.2042.50	Tappo G 1/4"x9 TE17 – Zinc.	1
58	90.3585.00	OR D. 10.82x1.78 NBR SH. 70 2043	1
59	99.3037.00	Vite M8x16 UNI 5739	4
60	96.7016.00	Rosetta D. 8.4 UNI 1751	4
61	50.2000.74	Piedino pompa	2

DIS. COD. 59.9502.00

* Fissare con Loctite 542 col. ROSSO
* Affix with Loctite 542 col. RED
* Fixer avec de la Loctite 542 couleur ROUGE
* Mit Loctite 542 ROT befestigen
* Fijar con Loctite 542 col. ROJO
* Fixar com Loctite 542 cor. VERMELHA

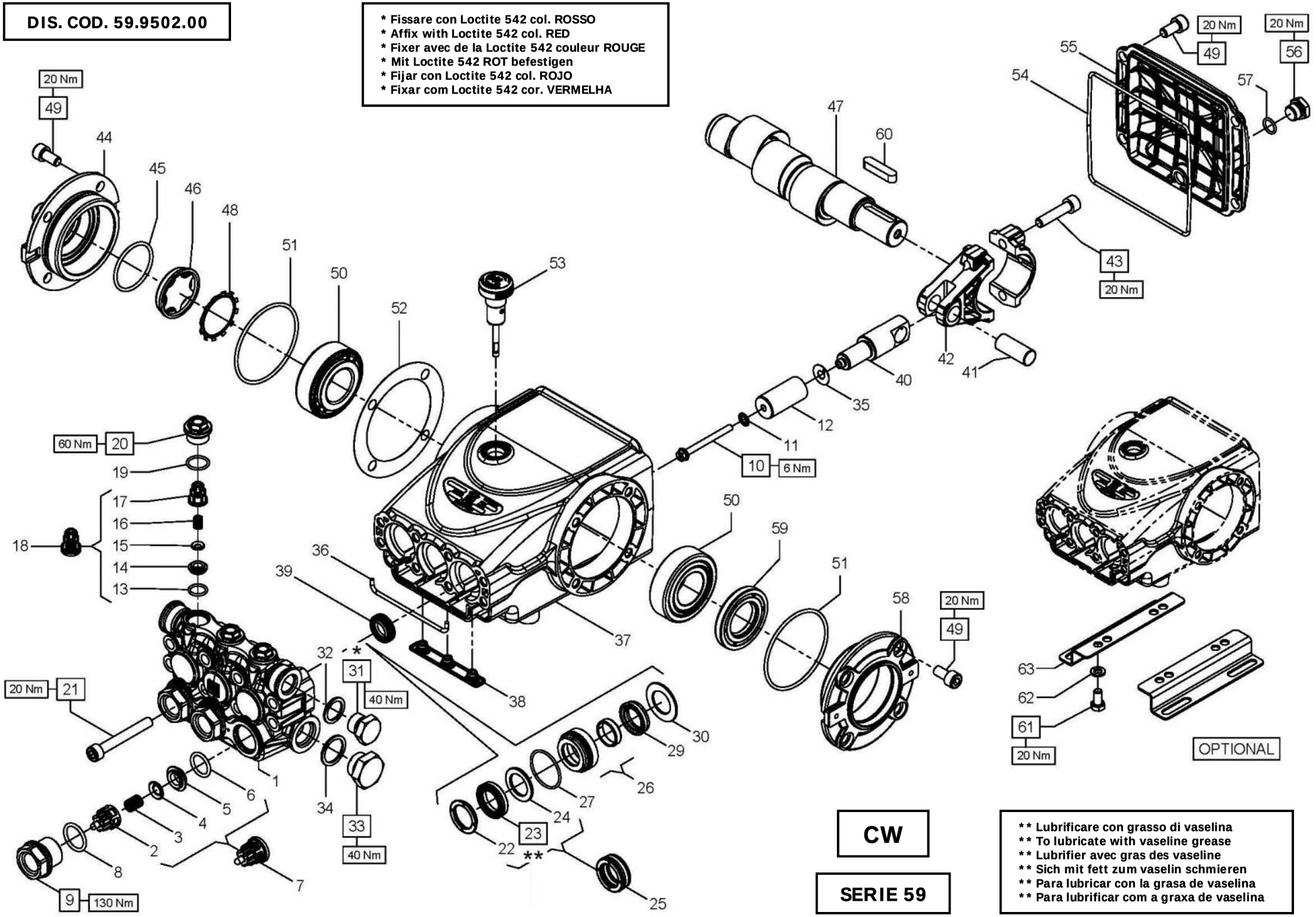

CW

SERIE 59

** Lubrificare con grasso di vaselina
** To lubricate with vaseline grease
** Lubrifier avec gras des vaseline
** Sich mit fett zum vaselin schmieren
** Para lubricar con la grasa de vaselina
** Para lubrificar com a graxa de vaselina

C3W2013 - C3W2015 - C3W2021

KIT RICAMBI - SPARE KITS

KIT Nr.	KIT 269	KIT 292	KIT 271	PISTON D. 20 KIT 344	PISTON D. 20 KIT 345	PISTON D. 22 KIT 346	PISTON D. 22 KIT 347
Posizioni incluse Positions included	2 - 3 - 4 - 5 6 - 13 - 14 15 - 16 - 17 (7) - (18)	8 - 9 19 - 20	39	22 - 23 24 - 27 29	23 - 24 25 - 26 27 - 29 30	22 - 23 24 - 27 29	23 - 24 25 - 26 27 - 29 30
Nr. Pcs.	3	3	3	3	1	3	1

PISTONE - PISTON D. 20	PISTONE - PISTON D. 22
C3W2013 – C3W2015	C3W2021

POS	COD.	DESCRIZIONE – DESCRIPTION - KIT	NR
1	59.1220.36 59.1221.36	Testata pompa D. 20 Testata pompa D. 22	1
2	36.2025.51	Guida valvola d'aspirazione 269	3
3	94.7376.00	Molla Dm. 9.4x14.8 269	3
4	36.2001.76	Valvola sferica 269	3
5	36.2003.66	Sede valvola d'aspirazione 269	3
6	90.3841.00	OR D.17.13x2.62 NBR SH. 70 3068 269	3
7	36.7115.01	Gr. valvola d'aspirazione 269	3
8	90.3847.00	OR D.20.24x2.62 NBR SH. 70 3081 292	3
9	98.2225.00	Tappo M 24x1.5x16.7 292	3
10	99.1690.00	Vite M 5x55	3
11	96.6905.00	Rosetta D. 5.0x11.5x0.4	3
12	59.0400.09 59.0401.09	Pistone D. 20x42 Pistone D. 22x42	3
13	90.3674.00	OR D.12.00x2.00 NBR SH. 70 269	3
14	36.2113.66	Sede valvola di mandata 269	3
15	36.2112.76	Valvola sferica 269	3
16	94.7333.00	Molla Dm. 6.2x10.4 269	3
17	36.2111.51	Guida valvola di mandata 269	3
18	36.7193.01	Gr. valvola di mandata 269	3
19	90.3593.00	OR D.15.60x1.78 NBR SH. 70 2062 292	3
20	98.2137.50	Tappo M18x1.5x10 292	3
21	99.3175.00	Vite M 8x60 UNI 5931	8
22	59.1000.51 59.1001.51	Anello di testa D. 20 HP CW 344 345 Anello di testa D. 22 HP CW 346 347	3
23	90.2691.30 90.2716.30	An. ten. alt. D.20x30x6/3.7 HP CW 344 345 An. ten. alt. D.22x32x6/3.7 HP CW 346 347	3
24	90.5133.00 90.5148.00	Anello antiest. D. 20x30x2,0 344 345 Anello antiest. D. 22x32x2,0 346 347	3
25	90.2692.30 90.2717.30	An. ten. alt. D.20x30x10 HP CW An. ten. alt. D.22x32x10 HP CW	3
26	59.6061.01 59.6062.01	Gr. supp. guarn./boccola D. 20 345 Gr. supp. guarn./boccola D. 22 347	3
27	90.3612.00	OR D. 31.47x1.78 NBR 70 SH. 2125 344 345 346 347	3
29	90.2690.30 90.2715.30	An. ten. alt. D.20x28x6.5 LP CW 344 345 An. ten. alt. D.22x30x6.5 LP CW 346 347	3
30	59.2108.70 59.2109.70	Anello per tenuta D. 20 345 Anello per tenuta D. 22 347	3
31	98.2099.00	Tappo G 3/8"x13	1
32	96.7380.00	Rosetta D. 17.5x23.0x1.5	1
33	98.2179.00	Tappo G 1/2"x10	1
34	96.7514.00	Rosetta D. 21.5x27.0x1.5	1
35	96.6990.00	Rosetta D. 7.5x23.0x0.5	3
36	59.2110.82	Guarnizione spugna D. 3x103	1
37	59.0101.22	Carter pompa	1
38	58.2104.51	Protezione	1
39	90.1565.50	Anello rad. D. 15.0x24.0x5.0/7.0 271	3
40	59.0500.66	Guida pistone	3
41	97.7399.00	Spinotto D. 14x34	3
42	59.0300.01	Biella	3
43	99.3099.00	Vite serraggio biella M 8x35	6
44	59.1502.22	Coperchio laterale lato spia	1
45	90.3877.00	OR D. 39.34x2.62 NBR SH. 70 3156	1
46	70.2118.01	Spia livello olio	1
47	59.0201.35 59.0202.35 59.0203.35	Albero ecc. C.13 - C3W2021 Albero ecc. C.12 - C3W2015 Albero ecc. C.10 - C3W2013	1
48	90.0756.00	Anello d'arresto ZJ45	1
49	99.3039.00	Vite M 8x16 UNI 5931	12
50	91.8375.00	Cuscinetto a rulli	2
51	90.3913.00	OR D. 67.95x2.62 NBR SH. 70 3628	2
52	97.5680.00 97.5678.00	Spessore D. 74.5x104x0.3 Spessore D. 74.5x104x0.1	1
53	98.2105.00	Asta livello olio G 3/8"x51	1
54	90.3922.00	OR D. 133.02x2.62 NBR SH. 70 3525	1
55	59.1601.22	Coperchio posteriore	1
56	98.2042.50	Tappo G 1/4"x9 TE17 – Zinc.	1
57	90.3585.00	OR D. 10.82x1.78 NBR SH. 70 2043	1
58	59.1501.22	Coperchio laterale lato PTO	1
59	90.1648.00	Anello rad. D. 30.0x55.0x7.0	1
60	91.4892.00	Linguetta 8x7x35	1
61	99.3037.00	Vite M 8x16 UNI 5739	4
62	96.7016.00	Rosetta D. 8.4 UNI 1751	4
63	50.2000.74	Piedino pompa	2

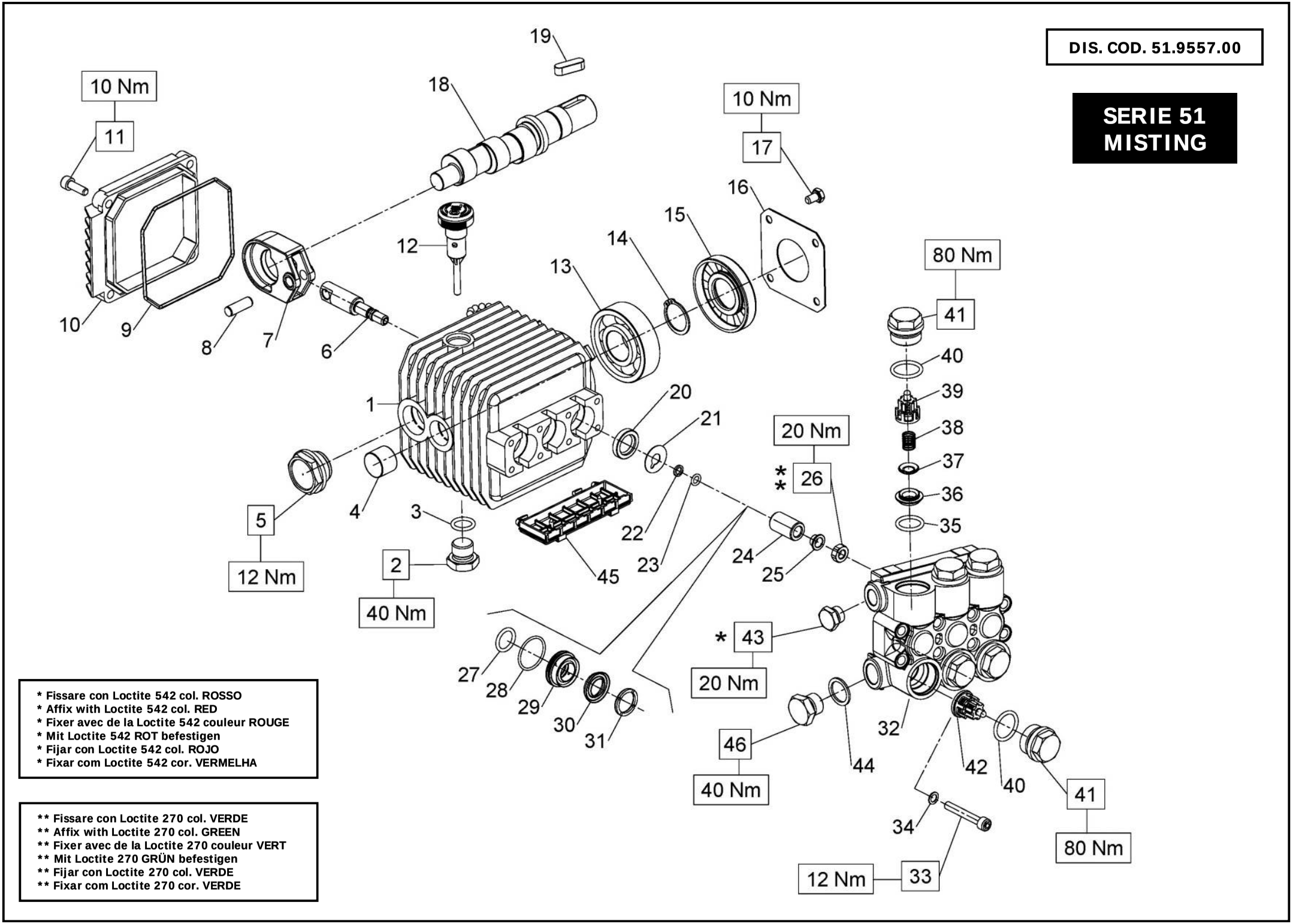
DIS. COD. 51.9557.00
SERIE 51
MISTING
10 Nm
11
10
9
8
7
6
12
18
19
10 Nm
17
16
15
14
13
80 Nm
41
40
39
38
37
36
35
1
20
21
20 Nm
26
**
5
12 Nm
4
3
2
40 Nm
22
23
45
24
25
* 43
20 Nm
27
28
29
30
31
46
40 Nm
44
32
42
40
41
80 Nm
34
12 Nm
33
* Fissare con Loctite 542 col. ROSSO
* Affix with Loctite 542 col. RED
* Fixer avec de la Loctite 542 couleur ROUGE
* Mit Loctite 542 ROT befestigen
* Fijar con Loctite 542 col. ROJO
* Fixar com Loctite 542 cor. VERMELHA
** Fissare con Loctite 270 col. VERDE
** Affix with Loctite 270 col. GREEN
** Fixer avec de la Loctite 270 couleur VERT
** Mit Loctite 270 GRÜN befestigen
** Fijar con Loctite 270 col. VERDE
** Fixar com Loctite 270 cor. VERDE

FE5101 - FE5102 - FE5104 - FE5106 - FE5108

KIT RICAMBI – SPARE KITS				PISTONE - PISTON D. 15			PISTONE - PISTON D. 18		
KIT Nr.	KIT 83	KIT 123	KIT 157	KIT 86	KIT 96	KIT 97	KIT 139	KIT 140	KIT 141
Posizioni incluse Positions included	20	35 - 36 37 - 38 39 (42)	40 - 41	27 - 28 29	27 - 28 29 - 30 31	27 - 28 30 - 31	27 - 28 29	27 - 28 29 - 30 31	27 - 28 30 - 31
Nr. Pcs.	3	6	6	3	1	3	3	1	3

PISTON D. 15	PISTON D. 18
FE5101 - FE5102 - FE5104 - FE5106	FE5108

POS	COD.	DESCRIZIONE – DESCRIPTION - KIT	NR
1	51.0106.22	Carter pompa	1
2	98.2100.50	Tappo G 3/8”x13 TE22 Zinc.	1
3	90.3833.00	OR D. 13.95x2.62 NBR SH. 70 3056	1
4	91.8014.00	Boccola a rullini	1
5	97.5968.00	Spia livello olio	1
6	51.0500.56	Guida pistone	3
7	51.0301.22	Biella	3
8	97.7310.00	Spinotto D. 8x24.5	3
9	90.3917.00	OR D. 88.57x2.62 NBR SH. 70 3350	1
10	51.1600.22	Coperchio posteriore	1
11	99.1867.00	Vite M6x18 UNI 5931	4
12	98.2103.00	Tappo carico olio	1
13	91.8328.00	Cuscinetto a sfere	1
14	90.0635.00	Anello d’arresto A25	1
15	90.1641.00	Anello rad. D. 25.0x62.0x10.0	1
16	50.1500.74	Coperchio carter	1
17	99.1807.00	Vite M6x10 UNI 5937	4
18	51.0230.65 51.0200.65 51.0201.65 51.0204.65 51.0220.65	Albero ecc. C.3.5 - FE5102 Albero ecc. C.6 - FE5104 Albero ecc. C.8 - FE5108 Albero ecc. C.9.4 - FE5106 Albero ecc. C.2 - FE5101	1
19	91.4877.00	Linguetta 8x7x25 UNI 6604	1
20	90.1565.00	Anello rad. D. 15.0x24.0x5.0 83	3
21	96.7070.00	Rosetta D. 9.0x23.0x0.5	3
22	90.5022.00	Anello antiest. D. 6.2x9.0x1.5	3
23	90.3573.00	OR D. 5.28x1.78 NBR SH. 70 2021	3
24	51.0400.09 51.0401.09	Pistone D. 15x25 Pistone D. 18x25	3
25	44.2115.70	Rosetta D. 8 con collare	3
26	92.2216.00	Dado M8x13x5	3
27	90.3835.00 90.3843.00	OR D. 15.08x2.62 NBR SH. 70 119 86-96-97 OR D. 17.86x2.62 NBR SH. 70 123 139-140-141	3
28	90.3604.00	OR D. 25.12x1.78 NBR SH. 70 2100 86-96-97-139-140-141	3
29	51.0800.70 51.0803.70	Anello di fondo D. 15 86-96 Anello di fondo D. 18 139-140	3
30	90.2620.00 90.2681.00	Anello ten. alt. D. 15x25x5/3.1 96-97 Anello ten. alt. D. 18x26x5/3 140-141	3
31	51.1000.51 51.1001.51	Anello di testa D. 15 96-97 Anello di testa D. 18 140-141	3
32	51.1200.41 51.1204.41	Testata D. 15 Testata D. 18	1
33	99.1943.00	Vite M6x40 UNI 5931	8
34	96.6938.00	Rondella D. 6.4x10.0x0.7	8
35	90.3841.00	OR D. 17.13x2.62 NBR SH. 70 3068 123	6
36	36.2003.66	Sede valvola 123	6
37	36.2001.76	Valvola sferica 123	6
38	94.7376.00	Molla Dm. 9.4x14.8 123	6
39	36.2025.51	Guida valvola 123	6
40	90.3847.00	OR D. 20.24x2.62 NBR SH. 70 3081 157	6
41	98.2216.00	Tappo M24x1.5x11.2 157	6
42	36.7115.01	Gr. valvola aspiraz./mandata 123	6
43	98.2041.00	Tappo G 1/4”x9	1
44	96.7380.00	Rosetta D. 17.5x23.0x1.5	1
45	51.2090.51	Protezione	1
46	98.2100.00	Tappo G 3/8”x13	1

DIS. COD. 51.9576.00

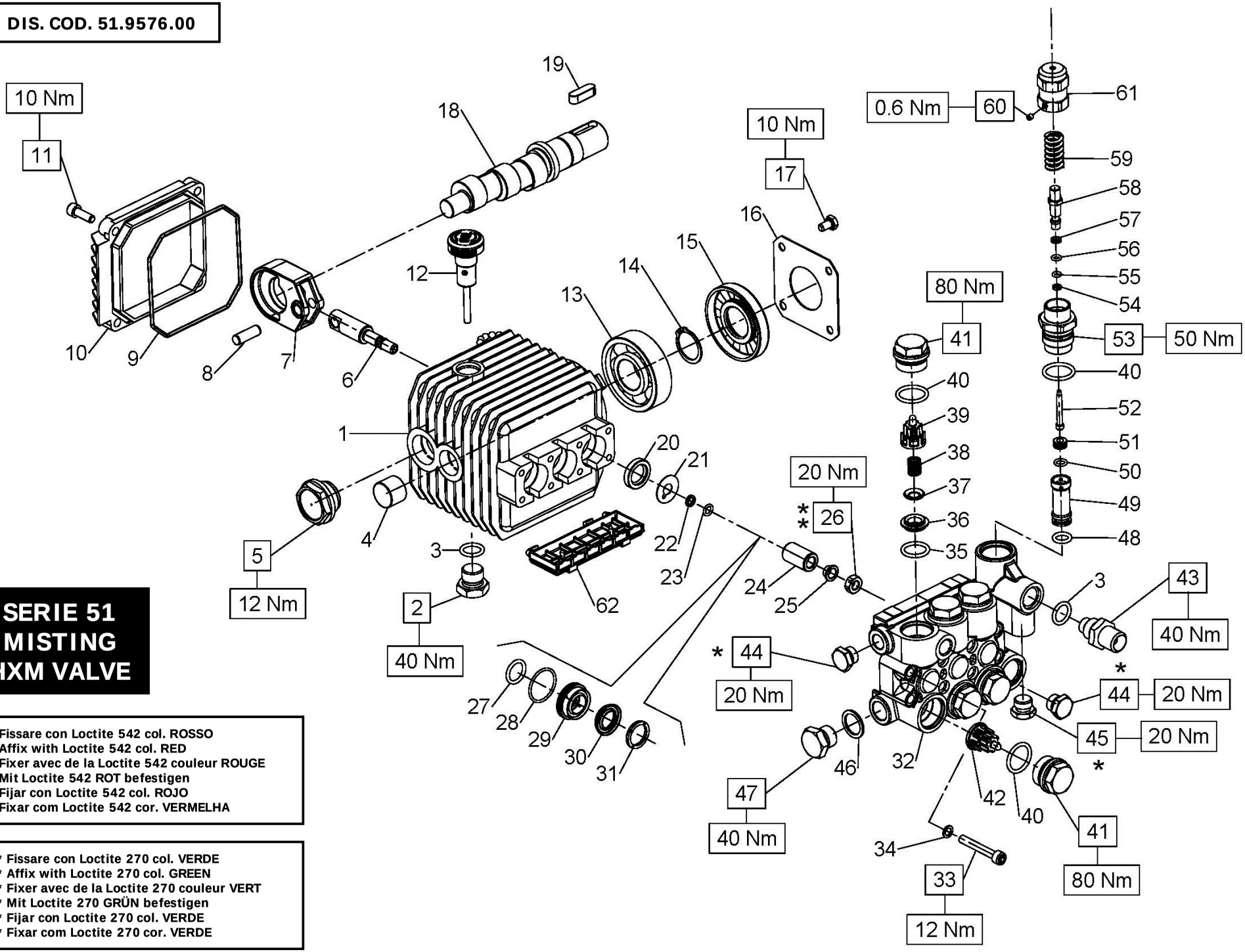

SERIE 51 MISTING HXM VALVE

* Fissare con Loctite 542 col. ROSSO
* Affix with Loctite 542 col. RED
* Fixer avec de la Loctite 542 couleur ROUGE
* Mit Loctite 542 ROT befestigen
* Fijar con Loctite 542 col. ROJO
* Fixar com Loctite 542 cor. VERMELHA

** Fissare con Loctite 270 col. VERDE
** Affix with Loctite 270 col. GREEN
** Fixer avec de la Loctite 270 couleur VERT
** Mit Loctite 270 GRÜN befestigen
** Fijar con Loctite 270 col. VERDE
** Fixar com Loctite 270 cor. VERDE

FE5101 - FE5102 - FE5104 - FE5106 - FE5108

PISTON D. 15	PISTON D. 18
FE5101 – FE5102 - FE5104 - FE5106	FE5108

POS	COD.	DESCRIZIONE – DESCRIPTION - KIT	NR
1	51.0106.22	Carter pompa	1
2	98.2100.50	Tappo G 3/8”x13 TE22 Zinc.	1
3	90.3833.00	OR D. 13.95x2.62 NBR SH. 70 3056	2
4	91.8014.00	Boccola a rullini	1
5	97.5968.00	Spia livello olio	1
6	51.0500.56	Guida pistone	3
7	51.0301.22	Biella	3
8	97.7310.00	Spinotto D. 8x24.5	3
9	90.3917.00	OR D. 88.57x2.62 NBR SH. 70 3350	1
10	51.1600.22	Coperchio posteriore	1
11	99.1867.00	Vite M6x18 UNI 5931	4
12	98.2103.00	Tappo carico olio	1
13	91.8328.00	Cuscinetto a sfere	1
14	90.0635.00	Anello d’arresto A25	1
15	90.1641.00	Anello rad. D. 25.0x62.0x10.0	1
16	50.1500.74	Coperchio carter	1
17	99.1807.00	Vite M6x10 UNI 5937	4
18	51.0230.65 51.0200.65 51.0201.65 51.0204.65 51.0220.65	Albero ecc. C.3.5 - FE5102 Albero ecc. C.6 - FE5104 Albero ecc. C.8 - FE5108 Albero ecc. C.9.4 - FE5106 Albero ecc. C.2 - FE5101	1
19	91.4877.00	Linguetta 8x7x25 UNI 6604	1
20	90.1565.00	Anello rad. D. 15.0x24.0x5.0 83	3

KIT RICAMBI – SPARE KITS

					PISTONE - PISTON D. 15			PISTONE - PISTON D. 18		
KIT Nr.	**KIT 83**	**KIT 123**	**KIT 157**	**KIT 267**	**KIT 86**	**KIT 96**	**KIT 97**	**KIT 139**	**KIT 140**	**KIT 141**
Posizioni incluse Positions included	**20**	**35 - 36 37 - 38 39 (42)**	**40 - 41**	**40 - 48- 49 50 - 51 - 52 - 53 54 - 55 - 56 - 57 58 - 59 - 60 - 61**	**27 - 28 29**	**27 - 28 29 - 30 31**	**28 - 29 30 - 31**	**27 - 28 29**	**27 - 28 29 - 30 31**	**28 - 29 30 - 31**
Nr. Pcs.	**3**	**6**	**6**	**1**	**3**	**1**	**3**	**3**	**1**	**3**

POS	COD.	DESCRIZIONE – DESCRIPTION - KIT	NR
21	96.7070.00	Rosetta d. 9.0x23.0x0.5	3
22	90.5022.00	Anello antiest. D. 6.2x9.0x1.5	3
23	90.3573.00	OR D. 5.28x1.78 NBR SH. 70 2021	3
24	51.0400.09 51.0401.09	Pistone D. 15x25 Pistone D. 18x25	3
25	44.2115.70	Rosetta D. 8 con collare	3
26	92.2216.00	Dado M8x13x5	3
27	90.3835.00 90.3843.00	OR D. 15.08x2.62 NBR SH. 70 119 86-96 OR D. 17.86x2.62 NBR SH. 70 123 139-140	3
28	90.3604.00	OR D. 25.12x1.78 NBR SH. 70 2100 86-96-97-139-140-141	3
29	51.0800.70 51.0803.70	Anello di fondo D. 15 86-96-97 Anello di fondo D. 18 139-140-141	3
30	90.2620.00 90.2681.00	Anello ten. alt. D. 15x25x5/3.1 96-97 Anello ten. alt. D. 18x26x5/3 140-141	3
31	51.1000.51 51.1001.51	Anello di testa D. 15 96-97 Anello di testa D. 18 140-141	3
32	51.1201.41 51.1205.41	Testata D. 15 Testata D. 18	1
33	99.1943.00	Vite M6x40 UNI 5931	8
34	96.6938.00	Rondella D. 6.4x10x0.7	8
35	90.3841.00	OR D. 17.13x2.62 NBR SH. 70 3068 123	6
36	36.2003.66	Sede valvola 123	6
37	36.2001.76	Valvola sferica 123	6
38	94.7376.00	Molla Dm. 9.4x14.8 123	6
39	36.2025.51	Guida valvola 123	6

POS	COD.	DESCRIZIONE – DESCRIPTION - KIT	NR
40	90.3847.00	OR D. 20.24x2.62 NBR SH. 70 3081 157-267	7
41	98.2216.00	Tappo M24x1.5x11.2 157	6
42	36.7115.01	Gr. valvola aspiraz./mandata 123	6
43	10.0078.70	Nipplo D. 3xG 3/8”	1
44	98.2041.00	Tappo G 1/4”x9	2
45	98.2057.00	Tappo M14x9	1
46	96.7380.00	Rosetta D. 17.5x23.0x1.5	1
47	98.2100.00	Tappo G 3/8”x13	1
48	90.3823.00	OR D. 9.92x2.62 NBR SH. 70 112 267	1
49	36.0056.70	Distanziale sede valvola 267	1
50	90.3576.00	OR D. 6.75x1.78 NBR SH. 70 106 267	1
51	10.0085.66	Sede valvola 267	1
52	36.3239.66	Valvola 267	1
53	36.0055.70	Boccola 267	1
54	90.5007.00	Anello antiest. D. 4.0x6.8x1.5 267	1
55	90.3569.00	OR D. 3.69x1.78 NBR SH. 70 2015 267	1
56	90.3570.00	OR D. 4.48x1.78 NBR SH. 70 2018 267	1
57	90.5020.00	Anello antiestr. D. 5.2x8.0x1.5 267	1
58	36.3237.70	Pistoncino di comando 267	1
59	94.7400.00	Molla Dm.11.8x28.5 267	1
61	36.0054.70	Pomolo 267	1
60	99.1261.00	Vite M4X4 UNI 5923 267	1
62	51.2090.51	Protezione	1

SERIE 60 MISTING

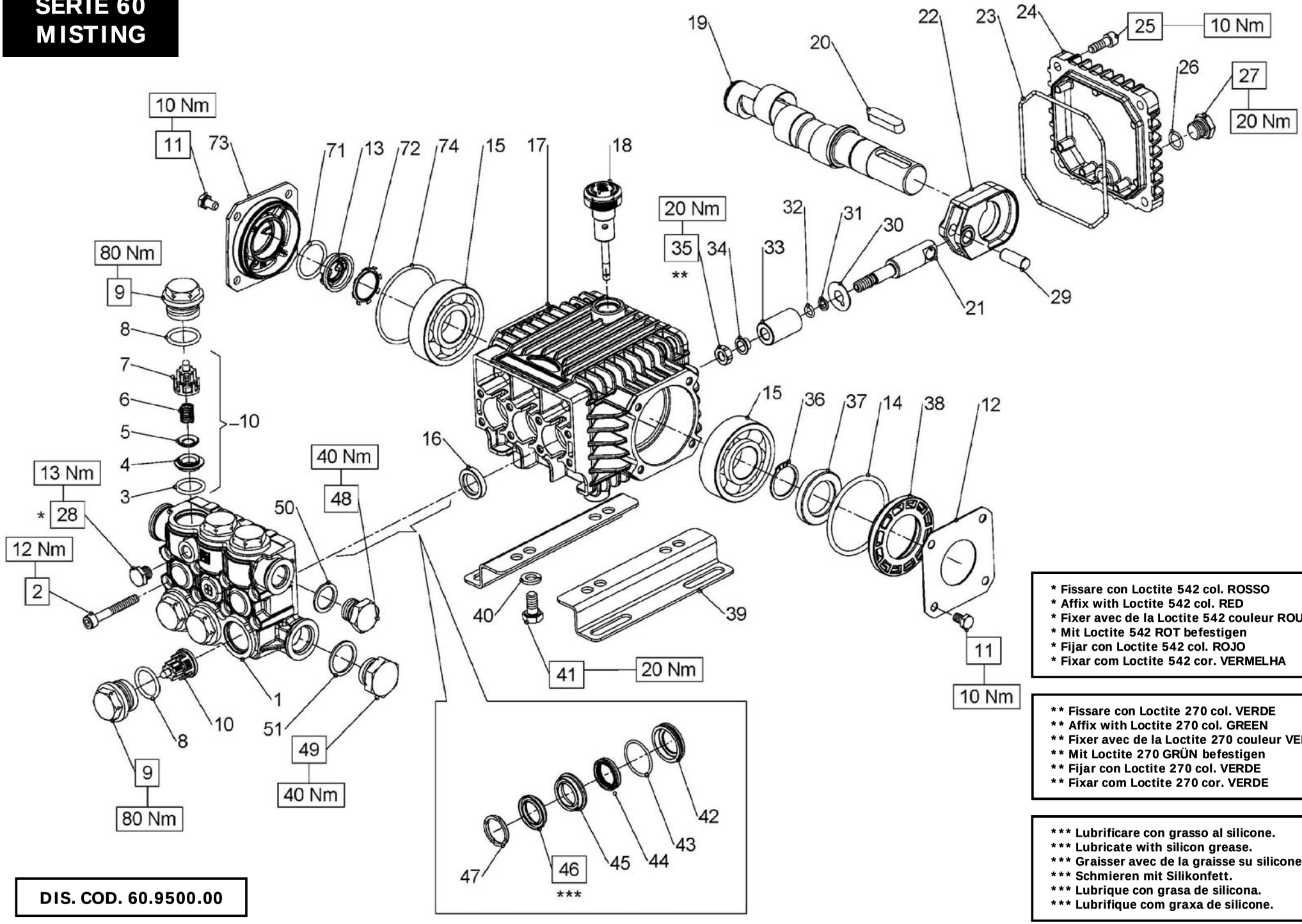

* Fissare con Loctite 542 col. ROSSO
* Affix with Loctite 542 col. RED
* Fixer avec de la Loctite 542 couleur ROUGE
* Mit Loctite 542 ROT befestigen
* Fijar con Loctite 542 col. ROJO
* Fixar com Loctite 542 cor. VERMELHA

** Fissare con Loctite 270 col. VERDE
** Affix with Loctite 270 col. GREEN
** Fixer avec de la Loctite 270 couleur VERT
** Mit Loctite 270 GRÜN befestigen
** Fijar con Loctite 270 col. VERDE
** Fixar com Loctite 270 cor. VERDE

*** Lubrificare con grasso al silicone.
*** Lubricate with silicon grease.
*** Graisser avec de la graisse su silicone.
*** Schmieren mit Silikonfett.
*** Lubrique con grasa de silicona.
*** Lubrifique com graxa de silicone.

DIS. COD. 60.9500.00

FE6004 - FE6006 - FE6008 - FE6010 - FE6012

KIT RICAMBI – SPARE KITS			PISTONE - PISTON D. 15				PISTONE - PISTON D. 18			
KIT Nr.	KIT 83	KIT 123	KIT 196	KIT 198	KIT 200	KIT 226	KIT 197	KIT 199	KIT 225	KIT 227
Posizioni incluse Positions included	16	3 - 4 5 - 6 7 (10)	44 - 46 47	45	42 - 43	42 - 43 44 - 45 46 - 47	44 - 46 47	45	42 - 43	42 - 43 44 - 45 46 - 47
Nr. Pcs.	3	6	3	3	3	1	3	3	3	1

PISTON Ø 15	PISTON Ø 18
FE6004 – FE6006 - FE6008	FE6010 – FE6012

POS	COD.	DESCRIZIONE – DESCRIPTION - KIT	NR
1	60.1200.41 60.1201.41	Testata D. 15 Testata D. 18	1
2	99.1950.00	Vite M6x45 5931 8.8 Zinc.	8
3	90.3841.00	OR D. 17.13x2.62 NBR SH. 70 3068 123	6
4	36.2003.66	Sede valvola 123	6
5	36.2001.76	Valvola sferica 123	6
6	94.7376.00	Molla Dm. 9.4x14.8 123	6
7	36.2025.51	Guida valvola 123	6
8	90.3847.00	OR D. 20.24x2.62 NBR SH. 70 3081	6
9	98.2214.00	Tappo valvola M24x1.5	6
10	36.7115.01	Gr. valvola aspiraz./mandata 123	6
11	99.1807.00	Vite M6x10 5739	8
12	50.1500.74	Coperchio carter	1
13	53.2108.51	Vetrino spia livello olio	1
14	90.4097.00	OR D. 55.56x3.56 NBR SH. 70 159	1
15	91.8328.00	Cuscinetto a sfere	2
16	90.1565.00	Anello rad. D. 15.0x24.0x5.0 83	3
17	60.0100.22	Carter pompa	1
18	98.2103.00	Tappo carico olio	1

POS	COD.	DESCRIZIONE – DESCRIPTION - KIT	NR
19	60.0204.65 60.0212.35 60.0217.35	Albero ecc. C.6 - FE6004 Albero ecc. C.9.4 - FE6006 FE6010 Albero ecc. C.11.5 - FE6008 FE6012	1
20	91.4892.00	Linguetta 8x7x35	1
21	60.0500.66	Guida pistone	3
22	60.0300.22	Biella	3
23	90.3918.00	OR D. 94.92x2.62 NBR SH. 70 3375	1
24	60.1600.22	Coperchio posteriore	1
25	99.1867.00	Vite M6x18 5931	4
26	90.3585.00	OR D. 10.82x1.78 NBR SH. 70 2043	1
27	98.2042.50	Tappo G 1/4”x9 TE17 Zinc.	1
28	98.1966.00	Tappo G 1/8”x8	1
29	97.7333.00	Spinotto D. 9x24.5	3
30	96.7070.00	Rosetta D. 9.0x23.0x0.5	3
31	90.5022.00	Anello antiestr. D. 6.2x9.0x1.5	3
32	90.3573.00	OR D. 5.28x1.78 NBR 70SH. 2021	3
33	60.0400.09 60.0401.09	Pistone D. 15x30 Pistone D. 18x30	1
34	44.2115.70	Rosetta con collare D. 8	3
35	92.2216.00	Dado M8x13x5	3
36	90.0635.00	Anello d’arresto A25	1
37	90.1641.00	Anello rad. D. 25.0x62.0x10.0	1
38	90.1634.00	Distanziale	1
39	50.2000.74	Piedino pompa	2

POS	COD.	DESCRIZIONE – DESCRIPTION – KIT	NR
40	96.7016.00	Rosetta D. 8.4x14.4x2.0	4
41	99.3037.00	Vite M8x16 5739	4
42	60.0800.70 60.0801.70	Anello di fondo D. 15 200-226 Anello di fondo D. 18 225-227	3
43	90.3604.00	OR D. 25.12x1.78 NBR 70SH. 2100 200-225-226-227	3
44	90.2608.00 90.2650.00	Anello ten. alt. D. 15x22x5 LP 196-226 Anello ten. alt. D. 18x24x5 LP 197-227	3
45	60.2160.70 60.2161.70	Anello intermedio D. 15 198-226 Anello intermedio D. 18 199-227	3
46	90.2620.00 90.2681.00	Anello ten. alt. D. 15x25x5/3 HP 196-226 Anello ten. alt. D. 18x26x5/3 HP 197-227	3
47	51.1001.51 51.1000.51	Anello di testa D. 15 196-226 Anello di testa D. 18 197-227	3
48	98.2100.00	Tappo G 3/8”x13	1
49	98.2176.00	Tappo G 1/2”x10	1
50	96.7380.00	Rosetta D. 17.5x23.0x1.5	1
51	96.7514.00	Rosetta D. 21.5x27.0x1.5	1
71	90.3859.00	OR D. 25.07x2.62 NBR 70SH. 3100	1
72	90.0671.00	Anello d’arresto ZJ30	1
73	53.1500.22	Coperchio laterale carter	1
74	90.3898.00	OR D. 56.82x2.62 NBR 70SH. 3225	1

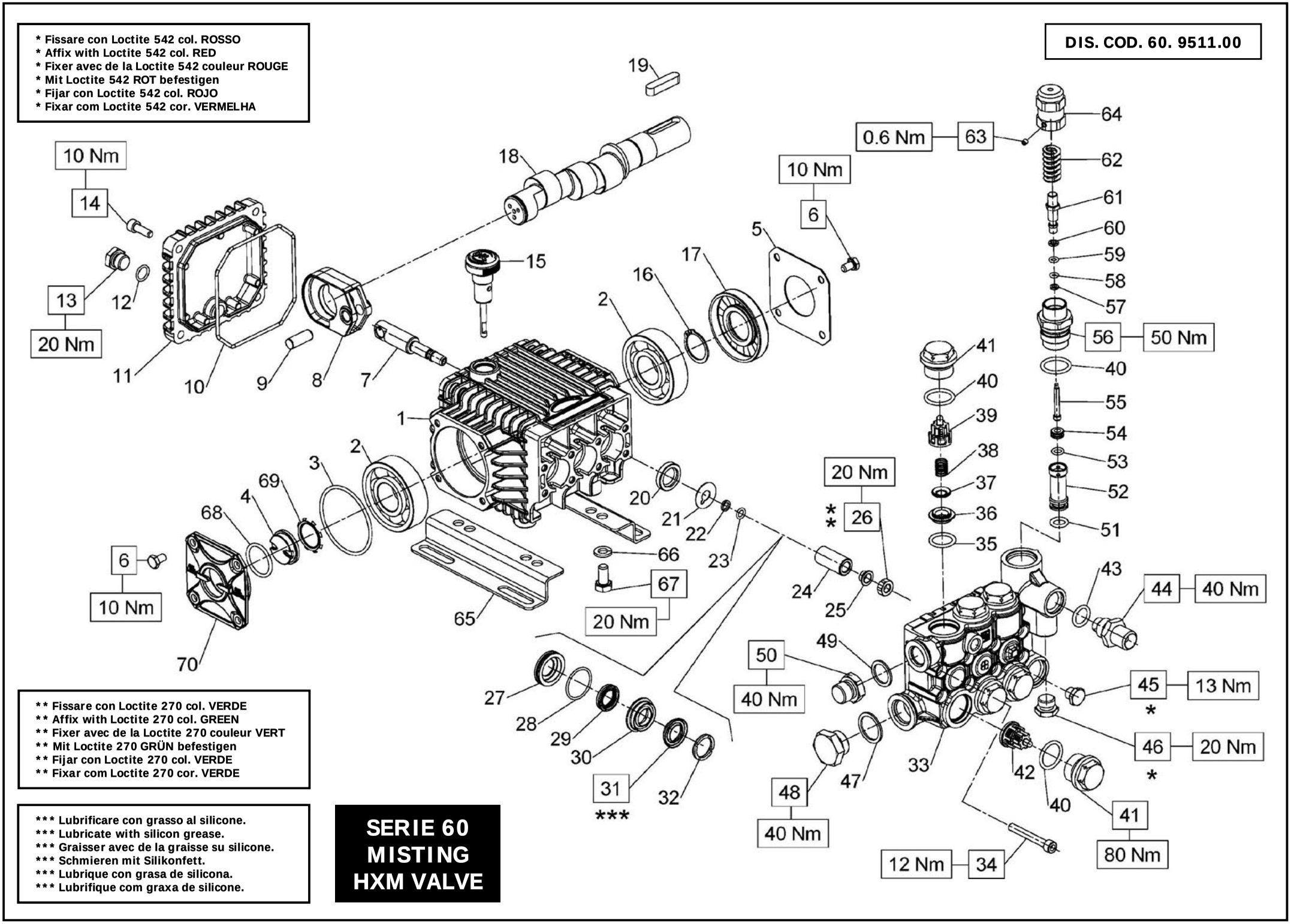
* Fissare con Loctite 542 col. ROSSO
* Affix with Loctite 542 col. RED
* Fixer avec de la Loctite 542 couleur ROUGE
* Mit Loctite 542 ROT befestigen
* Fijar con Loctite 542 col. ROJO
* Fixar com Loctite 542 cor. VERMELHA
DIS. COD. 60. 9511.00
** Fissare con Loctite 270 col. VERDE
** Affix with Loctite 270 col. GREEN
** Fixer avec de la Loctite 270 couleur VERT
** Mit Loctite 270 GRÜN befestigen
** Fijar con Loctite 270 col. VERDE
** Fixar com Loctite 270 cor. VERDE
*** Lubrificare con grasso al silicone.
*** Lubricate with silicon grease.
*** Graisser avec de la graisse su silicone.
*** Schmieren mit Silikonfett.
*** Lubrique con grasa de silicona.
*** Lubrifique com graxa de silicone.
SERIE 60
MISTING
HXM VALVE
10 Nm
14
13
20 Nm
12
11
10
9
8
7
18
15
19
16
17
2
5
6
10 Nm
1
3
69
4
68
6
10 Nm
70
65
66
67
20 Nm
20
21
22
23
24
25
20 Nm
26
**
0.6 Nm
63
64
62
61
60
59
58
57
56
50 Nm
40
55
54
53
52
51
41
40
39
38
37
36
35
43
44
40 Nm
45
13 Nm
*
46
20 Nm
*
41
80 Nm
12 Nm
34
42
40
33
47
48
40 Nm
49
50
40 Nm
27
28
29
30
31
***
32

FE6004 - FE6006 - FE6008
FE6010 - FE6012

PISTON D. 15
FE6004 - FE6006 - FE6008
PISTON D. 18
FE6010 - FE6012

KIT RICAMBI – SPARE KITS

				PISTONE - PISTON D. 15				PISTONE - PISTON D. 18			
KIT Nr.	**KIT 83**	**KIT 123**	**KIT 267**	**KIT 196**	**KIT 198**	**KIT 200**	**KIT 226**	**KIT 197**	**KIT 199**	**KIT 225**	**KIT 227**
Posizioni incluse Positions included	**20**	**35 - 36 37 - 38 39 (42)**	**40 - 51 - 52 - 53 54 - 55 - 56 - 57 58 - 59 - 60 - 61 62 - 63 - 64**	**29 - 31 32**	**30**	**27 - 28**	**27 - 28 29 - 30 31 - 32**	**29 - 31 32**	**30**	**27 - 28**	**27 - 28 29 - 30 31 - 32**
Nr. Pcs.	**3**	**6**	**1**	**3**	**3**	**3**	**1**	**3**	**3**	**3**	**1**

POS	COD.	DESCRIZIONE – DESCRIPTION - KIT	NR
1	60.0100.22	Carter pompa	1
2	91.8328.00	Cuscinetto a sfere	2
3	90.3898.00	OR D. 56.82x2.62 NBR SH. 70 3225	1
4	53.2108.51	Vetrino spia livello olio	1
5	50.1500.74	Coperchio carter	1
6	99.1807.00	Vite M6x10 5739	8
7	60.0500.66	Guida pistone	3
8	60.0300.22	Biella	3
9	97.7333.00	Spinotto D. 9x24.5	3
10	90.3918.00	OR D. 94.92x2.62 NBR SH. 70 3375	1
11	60.1600.22	Coperchio posteriore carter	1
12	90.3585.00	OR D. 10.82x1.78 NBR SH. 70 2043	1
13	98.2042.50	Tappo G 1/4”x9 TE17 Zinc.	1
14	99.1867.00	Vite M6x18 5931	4
15	98.2103.00	Tappo carico olio	1
16	90.0635.00	Anello d’arresto A25	1
17	90.1641.00	Anello rad. D. 25.0x62.0x10.0	1
18	60.0204.65 60.0212.35 60.0217.35	Albero ecc. C.6 - FE6004 Albero ecc. C.9.4 - FE6006 FE6010 Albero ecc. C.11.5 - FE6008 FE6012	1
19	91.4892.00	Linguetta 8x7x35	1
20	90.1565.00	Anello rad. D. 15.0x24.0x5.0 83	3
21	96.7070.00	Rosetta D. 9.0x23.0x0.5	3
22	90.5022.00	Anello antiestr. D. 6.2x9.0x1.5	3
23	90.3573.00	OR D. 5.28x1.78 NBR 70SH. 2021	3
24	60.0400.09 60.0401.09	Pistone D. 15x30 Pistone D. 18x30	1

POS	COD.	DESCRIZIONE – DESCRIPTION - KIT	NR
25	44.2115.70	Rosetta con collare D. 8	3
26	92.2216.00	Dado M8x13x5	3
27	60.0800.70 60.0801.70	Anello di fondo D. 15 200-226 Anello di fondo D. 18 225-227	3
28	90.3604.00	OR D. 25.12x1.78NBR 70SH. 2100 200-225-226-227	3
29	90.2608.00 90.2650.00	Anello ten. alt. D. 15x22x5 LP 196-226 Anello ten. alt. D. 18x24x5 LP 197-227	3
30	60.2160.70 60.2161.70	Anello intermedio D. 15 198-226 Anello intermedio D. 18 199-227	3
31	90.2620.00 90.2681.00	Anello ten. alt. D. 15x25x5/3 HP 196-226 Anello ten. alt. D. 18x26x5/3 HP 197-227	3
32	51.1001.51 51.1000.51	Anello di testa D. 15 196-226 Anello di testa D. 18 197-227	3
33	60.1204.41 60.1205.41	Testata D. 15 Testata D. 18	1
34	99.1950.00	Vite M6x45 5931	8
35	90.3841.00	OR D. 17.13x2.62 NBR SH. 70 3068 123	6
36	36.2003.66	Sede valvola 123	6
37	36.2001.76	Valvola sferica 123	6
38	94.7376.00	Molla Dm. 9.4x14.8 123	6
39	36.2025.51	Guida valvola 123	6
40	90.3847.00	OR D. 20.24x2.62 NBR SH. 70 3081 267	7
41	98.2214.00	Tappo valvola M24x1.5	6
42	36.7115.01	Gr. valvola aspiraz./mandata 123	6
43	90.3833.00	OR D. 13.95x2.62 NBR SH. 70 3056	1
44	10.0078.70	Nipplo D. 3xG 3/8”	1
45	98.1966.00	Tappo G 1/8”x8	1
46	98.2057.00	Tappo M14x1x9	1

POS	COD.	DESCRIZIONE – DESCRIPTION - KIT	NR
47	96.7514.00	Rosetta D. 21.5x27.0x1.5	1
48	98.2176.00	Tappo G 1/2”x10	1
49	96.7380.00	Rosetta D. 17.5x23.0x1.5	1
50	98.2100.00	Tappo G 3/8”x13	1
51	90.3823.00	OR D. 9.92x2.62 NBR SH. 70 112 267	1
52	36.0056.70	Distanziale sede valvola 267	1
53	90.3576.00	OR D. 6.75x1.78 NBR SH. 70 106 267	1
54	10.0085.66	Sede valvola 267	1
55	36.3239.66	Valvola 267	1
56	36.0055.70	Boccola 267	1
57	90.5007.00	Anello antiest. D. 4.0x6.8x1.5 267	1
58	90.3569.00	OR D. 3.69x1.78 NBR SH. 70 2015 267	1
59	90.3570.00	OR D. 4.48x1.78 NBR SH. 70 2018 267	1
60	90.5020.00	Anello antiest. D. 5.2x8.0x1.5 267	1
61	36.3237.70	Pistoncino di comando 267	1
62	94.7400.00	Molla Dm. 11.8x28.5 267	1
63	99.1261.00	Vite M4x4 5923 267	1
64	36.0054.70	Pomolo 267	1
65	50.2000.74	Piedino pompa	2
66	96.7016.00	Rondella D. 8.4x14.4x2.0	4
67	99.3037.00	Vite M8x16 5739	4
68	90.3859.00	OR D. 25.07x2.62 NBR 70SH. 3100	1
69	90.0671.00	Anello d’arresto ZJ30	1
70	53.1500.22	Coperchio laterale carter	1

* Fissare con Loctite 270 col. VERDE
* Affix with Loctite 270 col. GREEN
* Fixer avec de la Loctite 270 couleurVERT
* Mit Loctite 270 GRÜN befestigen
* Fijar con Loctite 270 col. VERDE
* Fixar com Loctite 270 cor. VERDE

** Fissare con Loctite 542 col. ROSSO
** Affix with Loctite 542 col. RED
** Fixer avec de la Loctite 542 couleur ROUGE
** Mit Loctite 542 ROT befestigen
** Fijar con Loctite 542 col. ROJO
** Fixar com Loctite 542 cor. VERMELHA

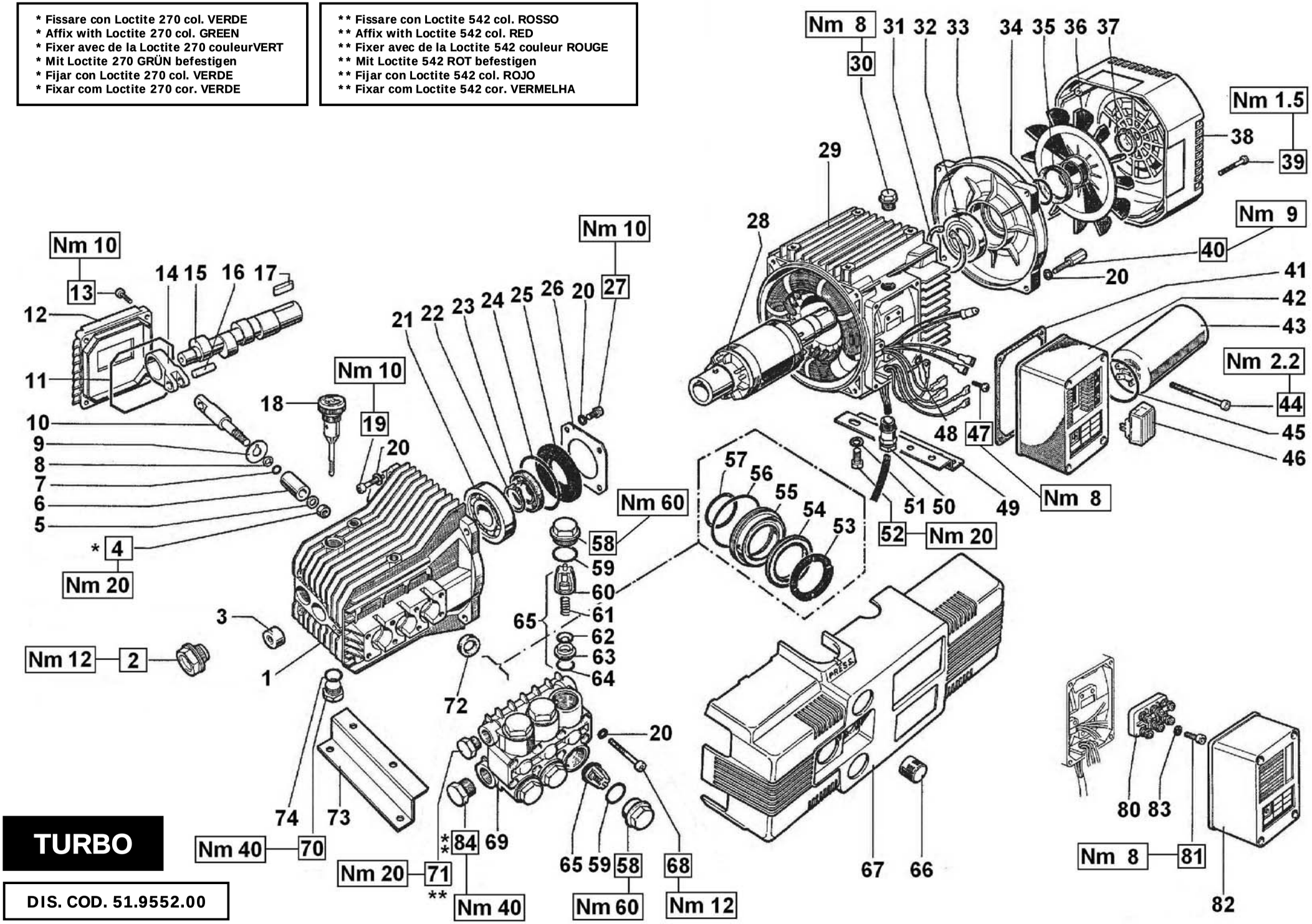

TURBO

DIS. COD. 51.9552.00

TURBO 8/70 - TURBO 11/50

POS	COD.	DESCRIZIONE – DESCRIPTION - KIT	NR
1	51.0100.22	Carter pompa	1
2	97.5968.00	Spia livello olio G 3/4”	1
3	91.8014.00	Boccola a rullini	1
4	92.2216.00	Dado M8x13x5	3
5	44.2115.70	Rosetta D. 8 con collare	3
6	51.0400.09	Pistone D. 15x25	3
7	90.3572.00	OR D. 5.28x1.78 NBR SH. 70 2021	3
8	90.5022.00	Anello antiest. D. 6.2x9.0x1.5	3
9	96.7070.00	Rosetta D. 9.0x23.0x0.5	3
10	51.0500.56	Guida pistone	3
11	90.3917.00	OR D. 88.57x2.62 NBR SH. 70 3350	1
12	51.1600.22	Coperchio posteriore carter	1
13	99.1867.00	Vite M6x18 UNI 5931	4
14	51.0300.22	Biella	3
15	51.0200.35 51.0201.35	Albero ecc. C.6 - 8/70 Albero ecc. C.8 - 11/50	1
16	97.7310.00	Spinotto D. 8x24.5	3
17	91.4877.00	Linguetta 8x7x25 UNI 6604	1
18	98.2103.00	Tappo carico olio G 3/8”	1
19	99.1897.00	Vite M6x25 UNI 5931	4
20	96.6938.00	Rosetta D. 6.4x10.0x0.7	20
21	91.8328.00	Cuscinetto a sfere	1
22	90.0635.00	Anello d’arresto A25 UNI 7435	1
23	90.1634.00	Anello rad. D. 25.0x42.0x7.0	1
24	90.4097.00	OR D. 55.56x3.53 NBR SH. 70 159	1
25	50.2115.51	Distanziale	1

KIT RICAMBI – SPARE KITS

KIT Nr.	KIT 1	KIT 83	KIT 84	KIT 86	KIT 96	KIT 97
Posizioni incluse Positions included	60 - 61 62 - 63 64 (65)	72	58 - 59	55 - 56 57	53 - 54 55 - 56 57	53 - 54 56 - 57
Nr. Pcs.	6	3	6	3	1	3

POS	COD.	DESCRIZIONE – DESCRIPTION - KIT	NR
26	50.1500.74	Coperchio laterale carter	1
27	99.1807.00	Vite M6x10 UNI 5739	4
28	41.3403.02	Rotore comp. 1.5 CV - 2P - 50 Hz	1
29	41.3203.02 41.3208.02	Statore comp. 1.5 CV - Mon. - 220V Statore comp. 1.5 CV - Mon. - 240V	1
30	98.2093.00	Tappo G 3/8”	1
31	90.0795.00	Anello d’arresto J52 UNI 7437	1
32	91.8323.00	Cuscinetto a sfere	1
33	41.0700.22	Scudo posteriore	1
34	90.3857.00	OR D. 23.81x2.62 NBR SH. 70 132	1
35	90.1652.00	Anello V-SEAL	1
36	41.0300.51	Ventola	1
37	90.0628.00	Anello d’arresto A24 UNI 7435	1
38	41.0400.51	Copriventola	1
39	99.1658.00	Vite M5x45 UNI 7687	4
40	41.2104.65	Vite fissaggio scudo posteriore	4
41	41.2101.47	Guarnizione copribasetta	1
42	41.2103.51	Copribasetta	1
43	93.5648.00	Condensatore 40 µF	1
44	99.1705.00	Vite M5x65 UNI 5931	4
45	90.3889.00	OR D. 48.89x2.62 NBR SH. 70 3193	1
46	93.5042.00	Interruttore	1
47	99.1515.00	Vite M5x12 UNI 7387	1
48	96.6913.00	Rosetta D. 5.3x9.0x0.6	1
49	51.2003.74	Piedino motore	1
50	93.5208.00	Pressacavo G 3/8”x D. 8	1

POS	COD.	DESCRIZIONE – DESCRIPTION - KIT	NR
51	96.7014.00	Rosetta D. 8.4x13.0x0.8	4
52	99.3037.00	Vite M8x16 UNI 5739	4
53	51.1000.51	Anello di testa D. 15 96-97	3
54	90.2620.00	Anello ten. alt. D. 15x25x5/3.1 HP 96-97	3
55	51.0800.70	Anello di fondo D. 15 86-96	3
56	90.3604.00	OR D. 25.12x1.78 NBR SH. 70 2100 86-96-97	3
57	90.3835.00	OR D. 15.08x2.62 NBR SH. 70 119 86-96-97	3
58	98.2218.00	Tappo M24x1.5 84	6
59	90.3847.00	OR D. 20.24x2.62 NBR SH. 70 3081 84	6
60	36.2002.51	Guida valvola aspiraz./mandata 1	
61	94.7376.00	Molla Dm. 9.4x14.8 1	6
62	36.2001.76	Valvola 1	6
63	36.2003.66	Sede valvola 1	6
64	90.3841.00	OR D. 17.13x2.62 NBR SH. 70 3068 1	6
65	36.7032.01	Gr. valvola aspiraz./mandata 1	6
66	52.2122.51	Pomolo	1
67	51.2103.51	Carter di protezione	1
68	99.1943.00	Vite M6x40 UNI 5931	8
69	51.1200.22 51.1200.41	Testata pompa D. 15 - NK Testata pompa D. 15	1
70	98.2100.50	Tappo G 3/8”x13 TE22 – Zinc.	1
71	98.2041.00	Tappo G 1/4”x9	1
72	90.1565.00	Anello rad. D. 15.0x24.0x5.0 83	3
73	51.2002.74	Piedino pompa	1
74	90.3833.00	OR D. 13.95x2.62 NBR SH. 70 3056	1
80	93.5745.00	Basetta	1
81	99.1537.00	Vite M5x12 UNI 5931	2
82	41.2122.51	Copribasetta – versione senza interrutt.	1
83	96.6910.00	Roasetta D. 5.3x9.0x0.6	2
84	98.2100.00	Tappo G 3/8”x13	1

* Fissare con Loctite 270 col. VERDE
* Affix with Loctite 270 col. GREEN
* Fixer avec de la Loctite 270 couleurVERT
* Mit Loctite 270 GRÜN befestigen
* Fijar con Loctite 270 col. VERDE
* Fixar com Loctite 270 cor. VERDE

** Fissare con Loctite 542 col. ROSSO
** Affix with Loctite 542 col. RED
** Fixer avec de la Loctite 542 couleur ROUGE
** Mit Loctite 542 ROT befestigen
** Fijar con Loctite 542 col. ROJO
** Fixar com Loctite 542 cor. VERMELHA

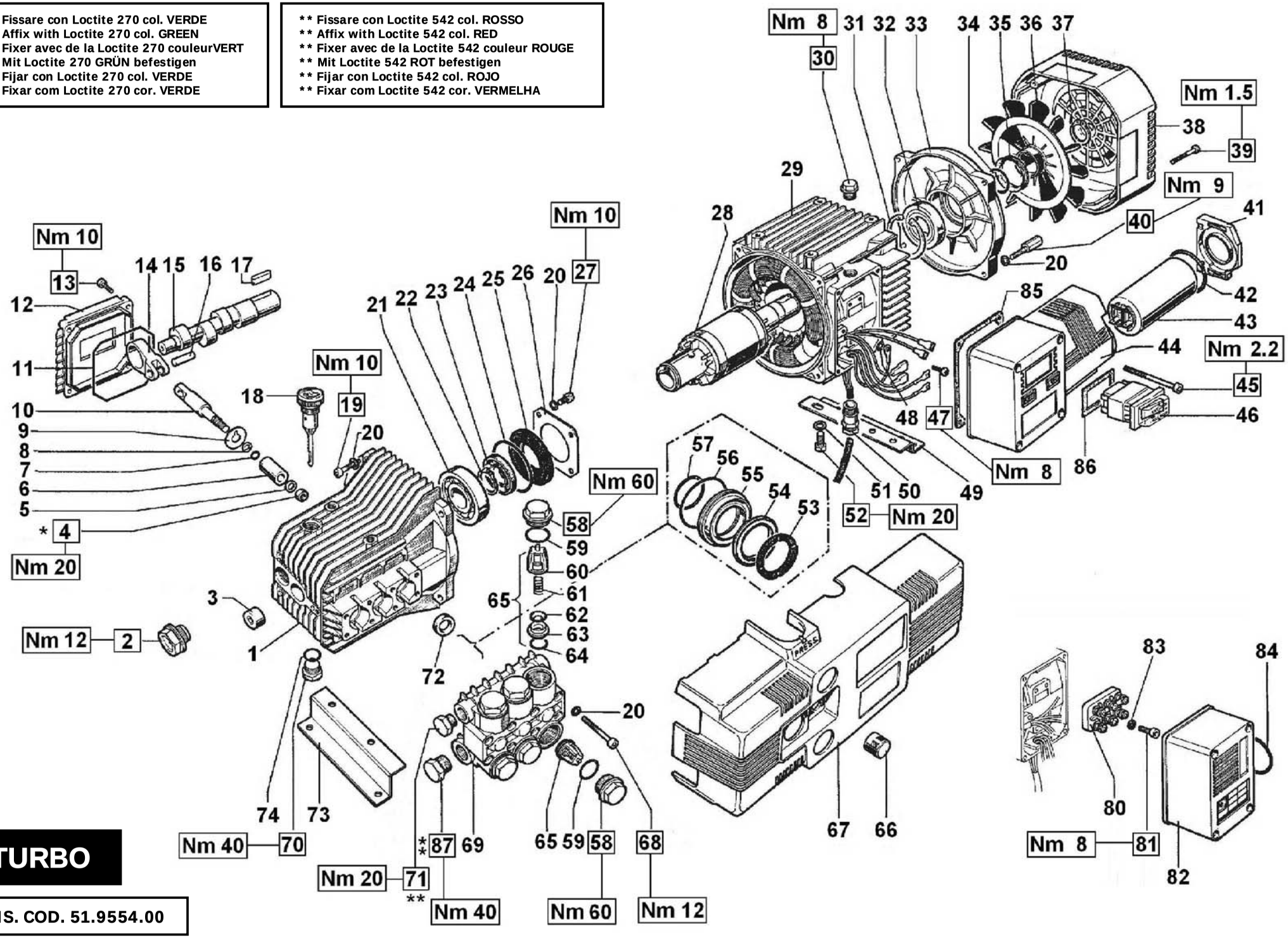

TURBO

DIS. COD. 51.9554.00

TURBO 10/100 - TURBO 15 - TURBO 19
TURBO 21 - TURBO 22

POS	COD.	DESCRIZIONE – DESCRIPTION - KIT	NR
1	51.0100.22	Carter pompa	1
2	97.5968.00	Spia livello olio G 3/4”	1
3	91.8014.00	Boccola a rullini	1
4	92.2216.00	Dado M8x13x5	3
5	44.2115.70	Rosetta D. 8 con collare	3
6	51.0400.09	Pistone D. 15x25	3
7	90.3572.00	OR D. 5.28x1.78 NBR SH. 70 2021	3
8	90.5022.00	Anello antiest. D. 6.2x9.0x1.5	3
9	96.7070.00	Rosetta D. 9.0x23.0x0.5	3
10	51.0500.56	Guida pistone	3
11	90.3917.00	OR D. 88.57x2.62 NBR SH. 70 3350	1
12	51.1600.22	Coperchio posteriore carter	1
13	99.1867.00	Vite M6x18 UNI 5931	4
14	51.0300.22	Biella	3
15	51.0200.35 51.0204.35 51.0217.35	Albero ecc. C.6 - 15 Albero ecc. C.9.4 - 19 21 22 Albero ecc. C.7.2 - 10/100	1
16	97.7310.00	Spinotto D. 8x24.5	3
17	91.4877.00	Linguetta 8x7x25 UNI 6604	1
18	98.2103.00	Tappo carico olio G 3/8”	1
19	99.1897.00	Vite M6x25 UNI 5931	4
20	96.6938.00	Rosetta D. 6.4x10.0x0.7	20
21	91.8328.00	Cuscinetto a sfere	1
22	90.0635.00	Anello d’arresto A25 UNI 7435	1
23	90.1634.00	Anello rad. D. 25.0x42.0x7.0	1
24	90.4097.00	OR D. 55.56x3.53 NBR SH. 70 159	1
25	50.2115.51	Distanziale	1
26	50.1500.74	Coperchio laterale carter	1
27	99.1807.00	Vite M6x10 UNI 5739	4
28	41.3403.02 41.3407.02 41.3406.02 41.3408.02	Rotore comp. 1.5 CV - 15 Rotore comp. 1.5 CV - 19 21 Rotore comp. 2.5 CV - 10/100 Rotore comp. 2.0 CV - 22	1

KIT RICAMBI – SPARE KITS

KIT Nr.	KIT 1	KIT 83	KIT 84	KIT 86	KIT 96	KIT 97
Posizioni incluse Positions included	60 - 61 62 - 63 64 (65)	72	58 - 59	55 - 56 57	53 - 54 55 - 56 57	53 - 54 56 - 57
Nr. Pcs.	6	3	6	3	1	3

POS	COD.	DESCRIZIONE – DESCRIPTION - KIT	NR
29	41.3221.02 41.3222.02 41.3224.02 41.3226.02 41.3227.02 41.3229.02	Statore comp. 1.5 CV - 21 Statore comp. 1.5 CV - 19 Statore comp. 1.5 CV - 15 Statore comp. 2.0 CV - 22 Statore comp. 2.5 CV 220 - 10/100 Statore comp. 2.5 CV 240 - 10/100	1
30	98.2093.00	Tappo G 3/8”	1
31	90.0795.00	Anello d’arresto A52 UNI 7437	1
32	91.8323.00	Cuscinetto a sfere	1
33	41.0700.22	Scudo posteriore	1
34	90.3857.00	OR D. 23.81x2.62 NBR SH. 70 132	1
35	90.1652.00	Anello V-SEAL	1
36	41.0300.51	Ventola	1
37	90.0628.00	Anello d’arresto A24 UNI 7435	1
38	41.0400.51	Copriventola	1
39	99.1658.00	Vite M5x45 UNI 7687	4
40	41.2104.65	Vite fissaggio scudo posteriore	4
41	41.2120.51	Coperchio copribasetta autoesting.	1
42	90.3885.00	OR D. 45.69x2.62 NBR SH. 70 3181	1
43	93.5688.00 93.5658.00 93.5694.00	Condensatore 80 µF - 15 19 21 Condensatore 50 µF - 10/100 Condensatore 100 µF - 22	1
44	41.2124.51	Copribasetta autoestinguente	1
45	99.1705.00	Vite M5x65 UNI 5931	4
46	93.5031.00 93.5027.00 93.5070.00	Interruttore - 15 19 21 Interruttore - 10/100 Interruttore - 22	1
47	99.1515.00	Vite M5x12 UNI 7387	1
48	96.6913.00	Rosetta D. 5.3x9.0x0.6	1
49	51.2003.74	Piedino motore	1
50	93.5210.00	Pressacavo G 3/8”x D. 10	1
51	96.7014.00	Rosetta D. 8.4x13.0x0.8	4

POS	COD.	DESCRIZIONE – DESCRIPTION - KIT	NR
52	99.3037.00	Vite M8x16 UNI 5739	4
53	51.1000.51	Anello di testa D.15 96-97	3
54	90.2620.00	Anello ten.alt. D.15x25x5/3.1 HP 96-97	3
55	51.0800.70	Anello di fondo D. 15 86-96	3
56	90.3604.00	OR D. 25.12x1.78 NBR SH. 70 2100 86-96-97	3
57	90.3835.00	OR D. 15.08x2.62 NBR SH. 70 119 86-96-97	3
58	98.2218.00	Tappo M24x1.5 84	6
59	90.3847.00	OR D. 20.24x2.62 NBR SH. 70 3081 84	6
60	36.2002.51	Guida Valvola 1	6
61	94.7376.00	Molla Dm. 9.4x14.8 1	6
62	36.2001.76	Valvola 1	6
63	36.2003.66	Sede valvola 1	6
64	90.3841.00	OR D. 17.13x2.62 NBR SH. 70 3068 1	6
65	36.7032.01	Gr. valvola aspiraz./mandata 1	6
66	52.2122.51	Pomolo	1
67	51.2103.51	Carter di protezione	1
68	99.1943.00	Vite M6x40 UNI 5931	8
69	51.1200.22 51.1200.41	Testata D. 15 - NK Testata D. 15	1
70	98.2100.50	Tappo G 3/8”x13 TE22 - Zinc.	1
71	98.2041.00	Tappo G 1/4”x9	1
72	90.1565.00	Anello radiale D. 15.0x24.0x5.0 83	3
73	51.2002.74	Piedino pompa	1
74	90.3833.00	OR D. 13.95x2.62 NBR SH. 70 3056	1
80	93.5745.00	Basetta	1
81	99.1537.00	Vite M5x12 UNI 5931	2
82	41.2122.51	Copribasetta – versione senza interrutt.	1
83	96.6910.00	Rosetta D. 5.3x9x0.6	2
84	90.3889.00	OR D. 48.89x2.62 NBR SH. 70 3193	1
85	41.2101.47	Guarnizione copribasetta	1
86	41.2126.84	Guarnizione interruttore	1
87	98.2100.00	Tappo G 3/8”x13	1

* Fissare con Loctite 270 col. VERDE
* Affix with Loctite 270 col. GREEN
* Fixer avec de la Loctite 270 couleurVERT
* Mit Loctite 270 GRÜN befestigen
* Fijar con Loctite 270 col. VERDE
* Fixar com Loctite 270 cor. VERDE

** Fissare con Loctite 542 col. ROSSO
** Affix with Loctite 542 col. RED
** Fixer avec de la Loctite 542 couleur ROUGE
** Mit Loctite 542 ROT befestigen
** Fijar con Loctite 542 col. ROJO
** Fixar com Loctite 542 cor. VERMELHA

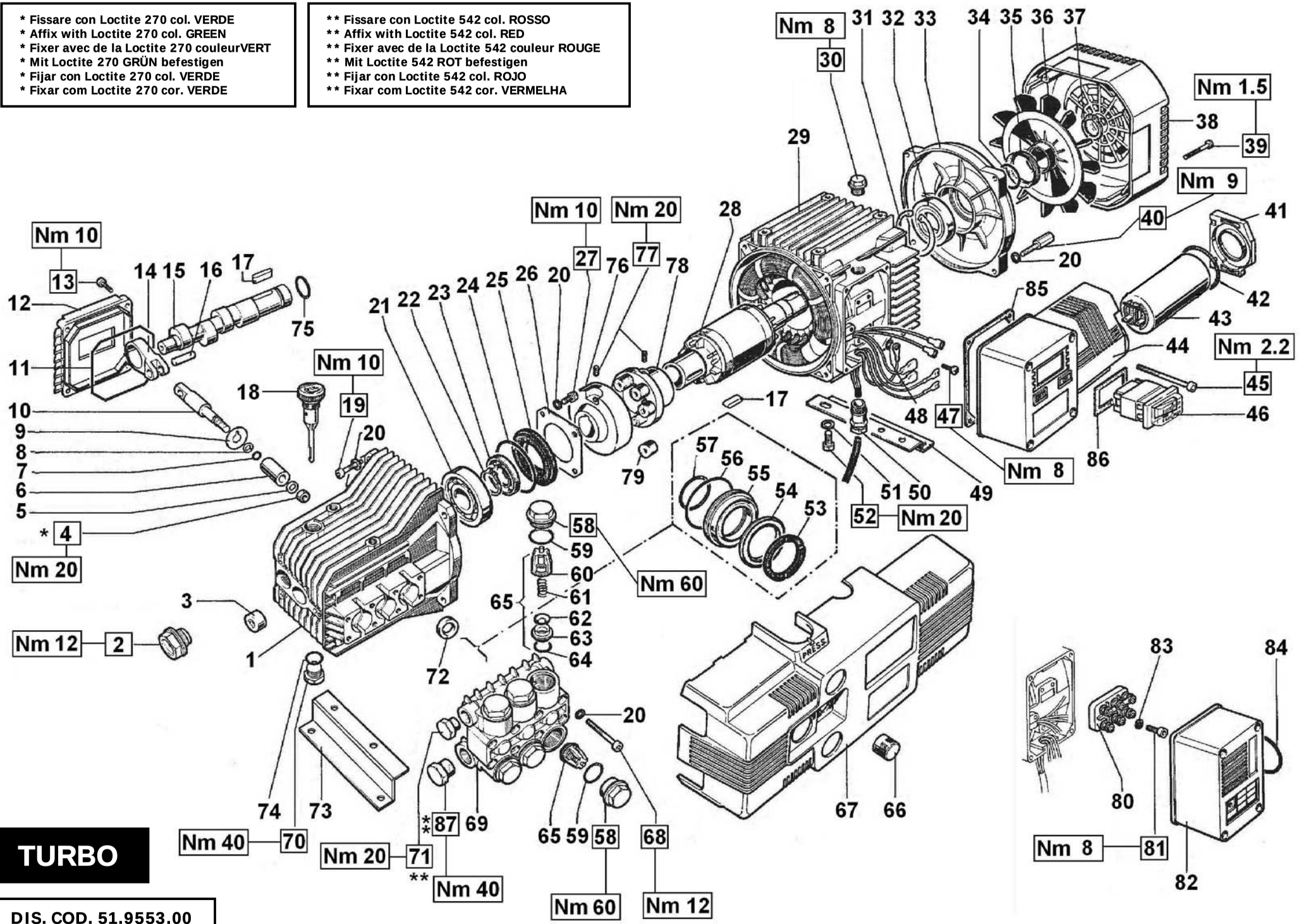

TURBO 8/90 - TURBO 11/70

POS	COD.	DESCRIZIONE – DESCRIPTION - KIT	NR
1	51.0100.22	Carter pompa	1
2	97.5968.00	Spia livello olio G 3/4”	1
3	91.8014.00	Boccola a rullini	1
4	92.2216.00	Dado M8x13x5	3
5	44.2115.70	Rosetta D. 8 con collare	3
6	51.0400.09	Pistone D. 15x25	3
7	90.3572.00	OR D. 5.28x1.78 NBR SH. 70 2021	3
8	90.5022.00	Anello antiest. D. 6.2x9.0x1.5	3
9	96.7070.00	Rosetta D. 9x23.0x0.5	3
10	51.0500.56	Guida pistone	3
11	90.3917.00	OR D. 88.57x2.62 NBR SH. 70 3350	1
12	51.1600.22	Coperchio posteriore carter	1
13	99.1867.00	Vite M6x18 UNI 5931	4
14	51.0300.22	Biella	3
15	51.0202.35 51.0205.35	Albero ecc. C.8 - 11/70 Albero ecc. C.6 - 8/90	1
16	97.7310.00	Spinotto D. 8.0x24.5	3
17	91.4874.00	Linguetta 8x7x25 UNI 6604	2
18	98.2103.00	Tappo carico olio G 3/8”	1
19	99.1897.00	Vite M6x25 UNI 5931	4
20	96.6938.00	Rosetta D. 6.4x10.0x0.7	20
21	91.8328.00	Cuscinetto a sfere	1
22	90.0635.00	Anello d’arresto A25 UNI 7435	1
23	90.1634.00	Anello rad. D. 25.0x42.0x7.0	1
24	90.4097.00	OR D. 55.56x3.53 NBR SH. 70 159	1
25	50.2115.51	Distanziale	1
26	50.1500.74	Coperchio laterale carter	1
27	99.1807.00	Vite M6x10 UNI 5739	4
28	41.3405.02	Rotore comp. 2 CV - Mon.	1

KIT RICAMBI – SPARE KITS

KIT Nr.	KIT 1	KIT 83	KIT 84	KIT 86	KIT 96	KIT 97
Posizioni incluse Positions included	60 - 61 62 - 63 64 (65)	72	58 - 59	55 - 56 57	53 - 54 55 - 56 57	53 - 54 56 - 57
Nr. Pcs.	6	3	6	3	1	3

POS	COD.	DESCRIZIONE – DESCRIPTION - KIT	NR
29	41.3206.02 41.3210.02	Statore comp. 2 CV - Mon. – 220 V Statore comp. 2 CV - Mon. – 240 V	1
30	98.2093.00	Tappo G 3/8”	1
31	90.0795.00	Anello d’arresto A52 UNI 7437	1
32	91.8323.00	Cuscinetto a sfere	1
33	41.0700.22	Scudo posteriore	1
34	90.3857.00	OR D. 23.81x2.62 NBR SH. 70 132	1
35	90.1652.00	Anello V-SEAL	1
36	41.0300.51	Ventola	1
37	90.0628.00	Anello d’arresto A24 UNI 7435	1
38	41.0400.51	Copriventola	1
39	99.1658.00	Vite M5x45 UNI 7687	4
40	41.2104.65	Vite fissaggio scudo posteriore	4
41	41.2120.51	Coperchio copribasetta autoesting.	1
42	90.3885.00	OR D. 45.69x2.62 NBR SH. 70 3181	1
43	93.5658.00	Condensatore 50 µF	1
44	41.2124.51	Copribasetta autoestinguente	1
45	99.1705.00	Vite M5x65 UNI 5931	4
46	93.5026.00	Interruttore	1
47	99.1515.00	Vite M5x12 UNI 7387	1
48	96.6913.00	Rosetta D. 5.3x9.0x0.6	1
49	51.2003.74	Piedino motore	1
50	93.5210.00	Pressacavo G 3/8”x D. 10	1
51	96.7014.00	Rosetta D. 8.4x13.0x0.8	4
52	99.3037.00	Vite M8x16 UNI 5739	4
53	51.1000.51	Anello di testa D. 15 96-97	3
54	90.2620.00	Anello ten. alt. D. 15x25x5/3.1 HP 96-97	3
55	51.0800.70	Anello di fondo D. 15 86-96	3

POS	COD.	DESCRIZIONE – DESCRIPTION - KIT	NR
56	90.3604.00	OR D. 25.12x1.78 NBR SH. 70 2100 86-96-97	3
57	90.3835.00	OR D. 15.08x2.62 NBR SH. 70 119 86-96-97	3
58	98.2218.00	Tappo M24x1.5 84	6
59	90.3847.00	OR D. 20.24x2.62 NBR SH. 70 3081 84	6
60	36.2002.51	Guida Valvola 1	6
61	94.7376.00	Molla Dm. 9.4x14.8 1	6
62	36.2001.76	Valvola 1	6
63	36.2003.66	Sede valvola 1	6
64	90.3841.00	OR D. 17.13x2.62 NBR SH. 70 3068 1	6
65	36.7032.01	Gruppo valvola aspiraz./mandata 1	6
66	52.2122.51	Pomolo	1
67	51.2103.51	Carter di protezione	1
68	99.1943.00	Vite M6x40 UNI 5931	8
69	51.1200.22 51.1202.22 51.1200.41	Testata pompa D. 15 - NK Testata pompa D. 15 - 8/90 Testata pompa D. 15 - 11/70	1
70	98.2100.50	Tappo G 3/8”x13 TE22 – Zinc.	1
71	98.2041.00	Tappo G 1/4”x9	1
72	90.1565.00	Anello radiale D. 15.0x24.0x5.0 83	3
73	51.2002.74	Piedino pompa	1
74	90.3833.00	OR D. 13.95x2.62 NBR SH. 70 3056	1
75	90.3845.00	OR D. 13.95x2.62 NBR SH. 70 3075	1
76	10.0277.22	Semigiunto pompa	1
77	99.3017.00	Vite M8x10 UNI 5929	2
78	10.0278.22	Semigiunto motore	1
79	10.0090.47	Boccola	6
80	93.5745.00	Basetta	1
81	99.1537.00	Vite M5x12 UNI 5931	2
82	41.2122.51	Copribasetta – versione senza interrutt.	1
83	96.6910.00	Rosetta D. 5.3x9.0x0.6	2
84	90.3889.00	OR D. 48.89x2.62 NBR SH. 70 3193	1
85	41.2101.47	Guarnizione per copribasetta	1
86	41.2126.84	Guarnizione interruttore	1
87	98.2100.00	Tappo G 3/8	1

* Fissare con Loctite 270 col. VERDE
* Affix with Loctite 270 col. GREEN
* Fixer avec de la Loctite 270 couleurVERT
* Mit Loctite 270 GRÜN befestigen
* Fijar con Loctite 270 col. VERDE
* Fixar com Loctite 270 cor. VERDE

** Fissare con Loctite 542 col. ROSSO
** Affix with Loctite 542 col. RED
** Fixer avec de la Loctite 542 couleur ROUGE
** Mit Loctite 542 ROT befestigen
** Fijar con Loctite 542 col. ROJO
** Fixar com Loctite 542 cor. VERMELHA

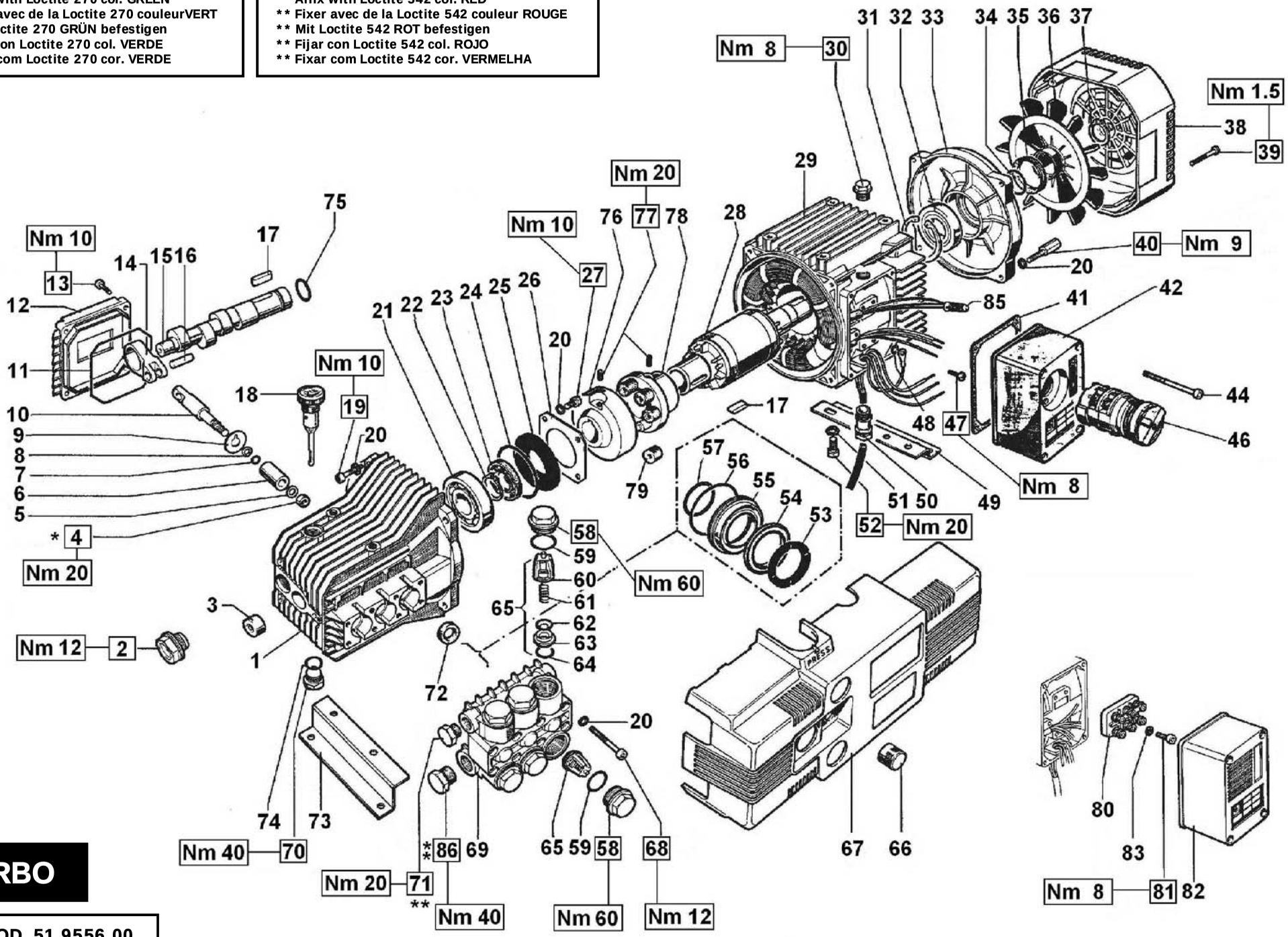

TURBO

DIS. COD. 51.9556.00

TURBO 11/120 - TURBO 13/90

POS	COD.	DESCRIZIONE – DESCRIPTION - KIT	NR
1	51.0100.22	Carter pompa	1
2	97.5968.00	Spia livello olio G 3/4”	1
3	91.8014.00	Boccola a rullini	1
4	92.2216.00	Dado M8x13x5	3
5	44.2115.70	Rosetta D. 8 con collare	3
6	51.0400.09	Pistone D. 15x25	3
7	90.3572.00	OR D. 5.28x1.78 NBR SH. 70 2021	3
8	90.5022.00	Anello antiest. D. 6.2x9.0x1.5	3
9	96.7070.00	Rosetta D. 9.0x23.0x0.5	3
10	51.0500.56	Guida pistone	3
11	90.3917.00	OR D. 88.57x2.62 NBR SH. 70 3350	1
12	51.1600.22	Coperchio posteriore carter	1
13	99.1867.00	Vite M6x18 UNI 5931	4
14	51.0300.22	Biella	3
15	51.0202.35 51.0203.35	Albero ecc. C.8 - 11/120 Albero ecc. C.9.4 - 13/90	1
16	97.7310.00	Spinotto D. 8x24.5	3
17	91.4874.00	Linguetta 8x7x25 UNI 6604	2
18	98.2103.00	Tappo carico olio G 3/8”	1
19	99.1897.00	Vite M6x25 UNI 5931	4
20	96.6938.00	Rosetta D. 6.4x10.0x0.7	20
21	91.8328.00	Cuscinetto a sfere	1
22	90.0635.00	Anello D. 25 UNI 7435	1
23	90.1634.00	Anello rad. D. 25.0x42.0x7.0	1
24	90.4097.00	OR D. 55.56x3.53 NBR SH. 70 159	1
25	50.2115.51	Distanziale	1
26	50.1500.74	Coperchio laterale carter	1
27	99.1807.00	Vite M6x10 UNI 5739	4

KIT RICAMBI – SPARE KITS

KIT Nr.	KIT 1	KIT 83	KIT 84	KIT 86	KIT 96	KIT 97
Posizioni incluse Positions included	60 - 61 62 - 63 64 (65)	72	58 - 59	55 - 56 57	53 - 54 55 - 56 57	53 - 54 56 - 57
Nr. Pcs.	6	3	6	3	1	3

POS	COD.	DESCRIZIONE – DESCRIPTION - KIT	NR
28	41.3404.02	Rotore comp. 3 CV - Trif.	1
29	41.3204.02	Statore comp. 3 CV - Trif.	1
30	98.2093.00	Tappo G 3/8”	1
31	90.0795.00	Anello d’arresto A52 UNI 7437	1
32	91.8323.00	Cuscinetto a sfere	1
33	41.0700.22	Scudo posteriore	1
34	90.3857.00	OR D. 23.81x2.62 NBR SH. 70 132	1
35	90.1652.00	Anello V-SEAL	1
36	41.0300.51	Ventola	1
37	90.0628.00	Anello d’arresto A24 UNI 7435	1
38	41.0400.51	Copriventola	1
39	99.1658.00	Vite M5x45 UNI 7687	4
40	41.2104.65	Vite fissaggio scudo posteriore	4
41	41.2101.47	Guarnizione copribasetta	1
42	41.2123.51	Copribasetta	1
44	99.1507.00	Vite M5x12 UNI 7687	4
46	93.5037.00	Interruttore	1
47	99.1515.00	Vite M5x12 UNI 7387	1
48	96.6913.00	Rosetta D. 5.3x9.0x0.6	1
49	51.2003.74	Piedino motore	1
50	93.5210.00	Pressacavo G 3/8”x D. 10	1
51	96.7014.00	Rosetta D. 8.4x13x0.8	4
52	99.3037.00	Vite M8x16 UNI 5739	4
53	51.1000.51	Anello di testa D.15 96-97	3
54	90.2620.00	Anello ten. alt. D. 15x25x5/3.1 HP 96-97	3
55	51.0800.70	Anello di fondo D. 15 86-96	3

POS	COD.	DESCRIZIONE – DESCRIPTION - KIT	NR
56	90.3604.00	OR D. 25.12x1.78 NBR SH. 70 2100 86-96-97	3
57	90.3835.00	OR D. 15.08x2.62 NBR SH. 70 119 86-96-97	3
58	98.2218.00	Tappo M24x1.5 84	6
59	90.3847.00	OR D. 20.24x2.62 NBR SH. 70 3081 84	6
60	36.2002.51	Guida Valvola 1	6
61	94.7376.00	Molla Dm. 9.4x14.8 1	6
62	36.2001.76	Valvola 1	6
63	36.2003.66	Sede valvola 1	6
64	90.3841.00	OR D. 17.13x2.62 NBR SH. 70 3068 1	6
65	36.7032.01	Gr. valvola aspiraz./mandata 1	6
66	52.2122.51	Pomolo	1
67	51.2103.51	Carter di protezione	1
68	99.1943.00	Vite M6x40 UNI 5931	8
69	51.1200.41	Testata pompa D. 15	1
70	98.2100.50	Tappo G 3/8”x13 TE22 – Zinc.	1
71	98.2041.00	Tappo G 1/4”x9	1
72	90.1565.00	Anello radiale D. 15.0x24.0x5.0 83	3
73	51.2002.74	Piedino pompa	1
74	90.3833.00	OR D. 13.95x2.62 NBR SH. 70 3056	1
75	90.3845.00	OR D. 13.95x2.62 NBR SH. 70 3075	1
76	10.0277.22	Semigiunto pompa	1
77	99.3017.00	Vite M8x10 UNI 5929	2
78	10.0278.22	Semigiunto motore	1
79	10.0090.47	Boccola	6
80	93.5745.00	Basetta	1
81	99.1552.00	Vite M5x14 UNI 5931	2
82	41.2105.51	Copribasetta – versione senza interrutt.	1
83	96.6910.00	Rosetta D. 5.3x9.0x0.6	2
85	93.5790.00	Morsetto 380 V	1
86	98.2100.00	Tappo G 3/8”x13	1

KR1 - KR2 - KR90 – KR 92 - KR100

DIS. COD. 36.9500.00

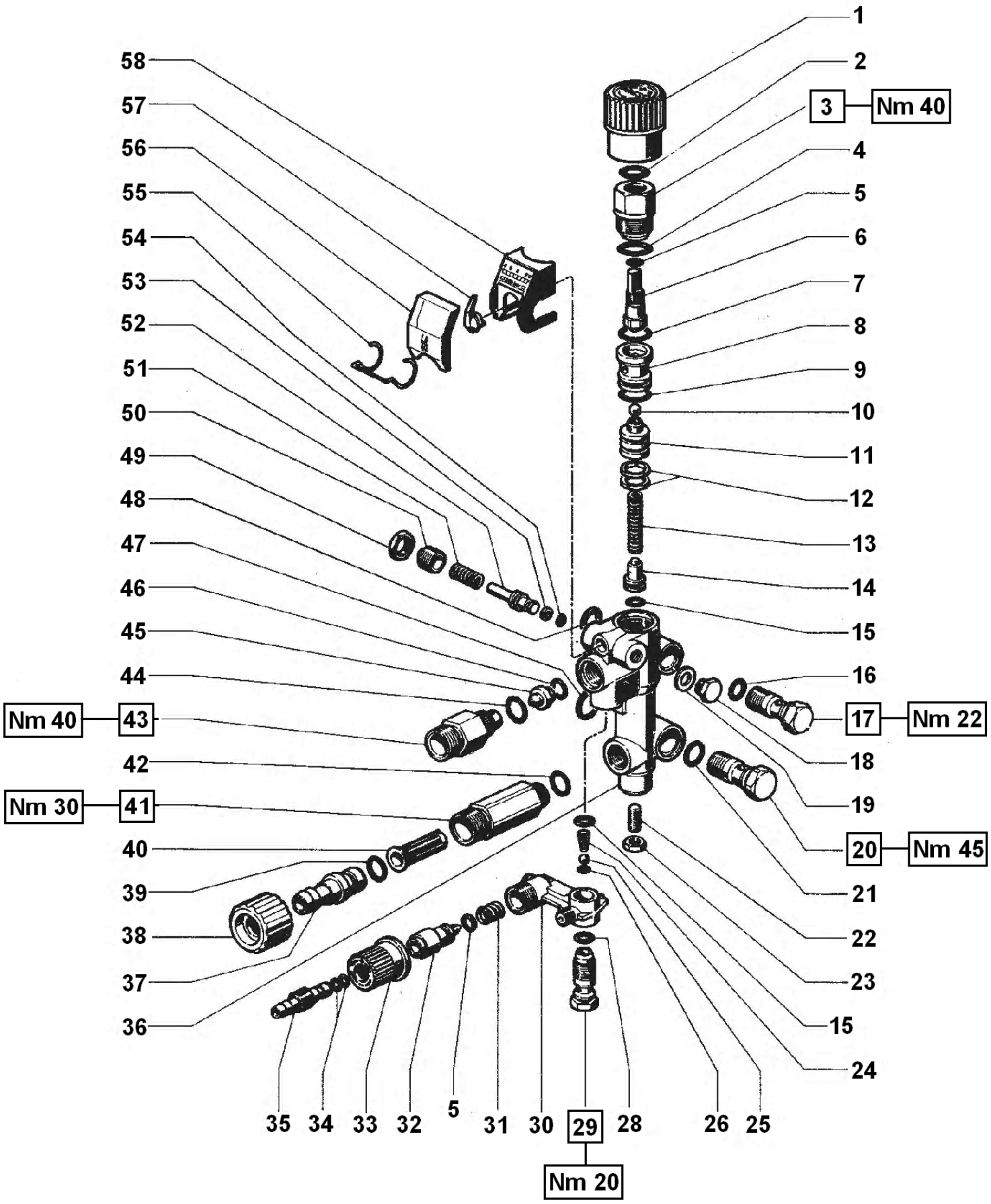

KR

KR1	8/70 - 15 - 19 - 21
KR2	11/50 - 11/70
KR90	8/90 - 22
KR92	-
KR100	10/100 - 11/120

KIT NR.	KIT 94 KR1 - KR2 KR90 - KR92 KR100	KIT 95 KR1 - KR2	KIT 99 KR90 - KR92 KR100
Posizioni Incluse Positions Included	5 - 15 - 24 25 - 26 - 28 31 - 34 - 44 46	2 - 4 - 5 - 7 - 8 9 - 10 - 12 - 13 15 - 16 - 21 39 - 42 - 47 48 - 53 - 54	2 - 4 - 5 - 7 - 8 9 - 10 - 12 - 13 15 - 16 - 21 39 - 42 - 47 48 - 53 - 54
Nr. Pcs.	1	1	1

POS	COD.	DESCRIPTION – DESCRIZIONE - KIT	NR
1	36.2583.51	Pomolo di regolazione pressione	1
2	90.3835.00	OR D. 15.08x2.62 NBR SH. 70 119 95-99	1
3	36.2556.70	Tappo	1
4	90.3847.00	OR D. 20.24x2.62 NBR SH. 70 3081 95-99	1
5	90.3580.00	OR D. 8.73x1.78 NBR SH. 70 108 94-95-99	2
6	36.2574.02	Assieme otturatore	1
7	90.3598.00	OR D. 20.35x1.78 NBR SH. 70 2081 95-99	1
8	36.2554.66	Sede valvola 95-99	1
9	90.3596.00	OR D. 18.77x1.78 NBR SH. 70 2075 95-99	1
10	97.4802.00	Sfera D. 9/32” 95-99	1
11	***	Vedi tabella A - See table A	-
12	90.5080.00	Anello antiest. D. 13.5x18.0x2.0 95-99	2
13	94.7344.00	Molla Dm. 7.5x40.0 95-99	1
14	36.2552.70	Piattello molla	1
15	90.3582.00	OR D. 9.25x1.78 NBR SH. 70 2037 94-95-99	1
16	90.3820.00	OR D. 9.13x2.62 NBR SH. 70 109 95-99	1
17	36.2567.70	Vite fissaggio valvola G 1/4”	1
18	90.3827.00	Tappo G 1/8”x8	1
19	96.7100.00	Rosetta D. 10.0x14.0x1.5	1
20	36.2568.70	Vite fissaggio valvola G 3/8”	1
21	90.3827.00	OR D. 11.91x2.62 NBR SH. 70 115 95-99	1
22	99.3054.00	Vite M8x20 UNI 5923	1
23	92.2218.00	Dado M8x5x13	1
24	94.8217.00	Molla conica D. 4.3/7.3x11.0 94	1
25	97.4782.00	Sfera D. 7/32” 94	1
26	90.3572.00	OR D. 5.25x1.78 NBR SH. 70 2021 94	1
28	90.3585.00	OR D. 10.82x1.78 NBR SH. 70 2043 94	1
29	36.2563.70	Sede valvola	1
30	36.2562.51	Corpo dosatore	1
31	94.7383.00	Molla Dm. 9.75x10.0 94	1
32	36.2564.70	Otturatore	1
33	36.2565.51	Pomolo di regolazione detergente	1
34	90.3570.00	OR D. 4.48x1.78 NBR SH. 70 2018 94	2
35	36.2566.70	Innesto portagomma	1

POS	COD.	DESCRIPTION – DESCRIZIONE - KIT	NR
36	36.2582.41 36.2588.41	Corpo valvola - KR1 KR2 Corpo valvola - KR90 KR92 KR100	1
37	36.2569.70	Portagomma aspirazione	1
38	10.0119.02	Ghiera	1
39	90.3828.00	OR D. 12.37x2.62 NBR SH. 70 3050 95-99	1
40	92.8925.00	Filtro D. 12x35	1
41	36.2560.70 36.2584.70	Nipplo aspirazione M22x1.5 Nipplo aspirazione G 1/2” NPT	1
42	90.3591.00	OR D. 14x1.78 NBR SH. 70 2056 95-99	1
43	10.0147.70 10.0318.70	Nipplo M22x1. 5 con D. 3 Nipplo 3/8” NPT con D. 3	1
44	90.3832.00	OR D. 13.95x2.62 NBR SH. 70 3056 94	1
45	***	Vedi tabella A - See table A	1
46	90.3822.00	OR D. 9.92x2.62 NBR SH. 70 112 94	1
47	90.3839.00	OR D. 15.88x2.62 NBR SH. 70 121 95-99	1
48	90.3833.00	OR D. 13.95x2.62 NBR SH. 70 3056 95-99	1
49	92.2492.00	Dado M14x17x3	1
50	36.2580.70	Vite di regolazione manometro	1
51	94.7338.00	Molla Dm. 7.2x18.0	1
52	36.2579.70 36.2589.70	Pistoncino manometro - KR1 KR2 Pistoncino manometro - KR90 KR92 KR100	1
53	90.5007.00 90.5004.00	Anello antiest. D. 4.0x6.8x1.5 KR1 KR2 95 Anello antiest. D. 3.2x6.0x1.5 KR90 KR92 KR100 99	1
54	90.3568.00 90.3567.00	OR D. 3.69x1.78 NBR SH. 70 2015 KR1 KR2 95 OR D. 2.9x1.78 NBR SH. 70 2012 KR90 KR92 KR100 99	1
55	94.8718.00	Molla di torsione D. 18	1
56	36.2577.51	Coperchio manometro	1
57	36.2578.51	Indicatore manometro	1
58	36.2586.01 36.2590.01	Quadrante manometro - KR1 KR2 Quadrante manometro - KR90 KR92 KR100	1

*** TABELLA A - TABLE A				
KR1 KR90	11	36.2572.70	Pistoncino D. 2.25	1
	45	10.0307.51	Ugello D. 1.8	1
KR2 KR92	11	36.2553.70	Pistoncino D. 2.8	1
	45	10.0151.66	Ugello D. 2	1
KR100	11	36.2595.70	Pistoncino D. 2.5	1
	45	10.0151.66	Ugello D. 2	1

CONTROL SET W1

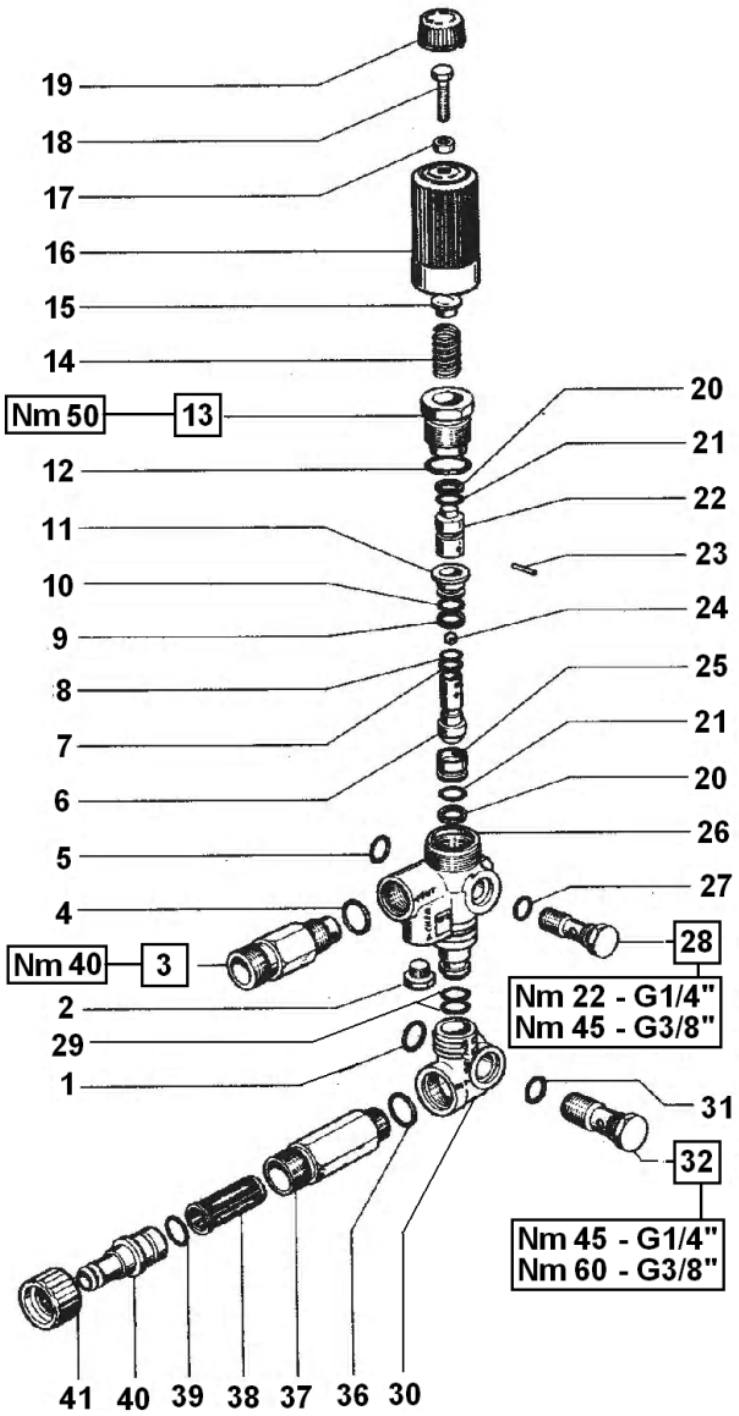

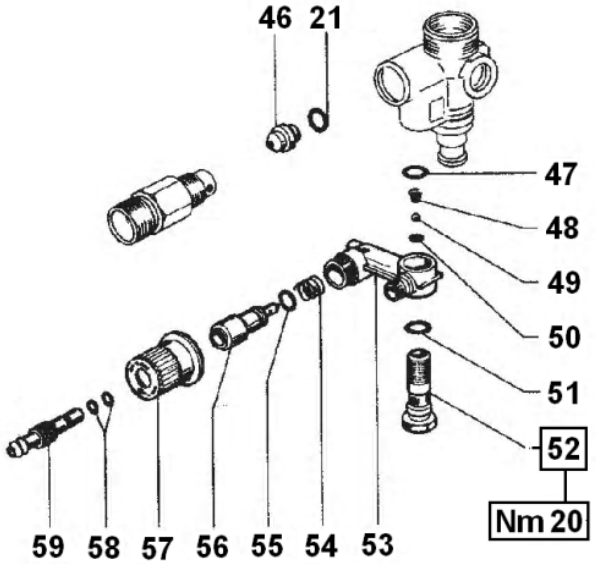

DIS. COD. 36.9501.00

CONTROL SET W1

POS	COD.	DESCRIPTION – DESCRIZIONE - KIT		NR
1	90.3839.00	OR D. 15.88x2.62 NBR SH. 70 121		1
2	98.2057.00	Tappo M14x1.5		1
3	10.0147.70 10.0078.70 10.0318.70	Nipplo M22x1.5 con D. 3 Nipplo G 3/8” con D. 3 Nipplo G 3/8” NPT con D. 3		1
4	90.3832.00	OR D. 13.95x2.62 NBR SH. 70 3056	94	1
5	90.3833.00	OR D. 13.95x2.62 NBR SH. 70 3056		1
6	36.3167.66	Valvola	98	1
7	90.5025.00	Anello antiest. D. 7.0x10.0x1.5	98	1
8	90.3575.00	OR D. 6.75x1.78 NBR SH. 70 106	98	1
9	90.5075.00	Anello antiest. D. 13.0x16.0x1.5	98	1
10	90.3589.00	OR D. 12.42x1.78 NBR SH. 70 2050	98	1
11	36.3165.70	Guida valvola	98	1
12	90.3847.00	OR D. 20.24x2.62 NBR SH. 70 3081	98	1
13	36.3166.70	Boccola di guida	98	1
14	94.7436.00	Molla Dm. 15.0x35.0		1
15	36.3169.70	Piattello molla		1
16	36.3171.02	Pomolo di regolazione		1
17	92.2200.00	Dado M8x5x13		1
18	99.3052.00	Vite M8x1x20		1
19	36.3172.51	Cappellotto		1
20	90.5065.00	Anello antiest. D. 51.7x56.2x1.5	98	2
21	90.3822.00	OR D. 9.92x2.62 NBR SH. 70 112	94-98	3
22	36.3168.66	Pistoncino di comando	98	1
23	97.6132.00	Spina D. 3x14.5	98	1
24	97.4800.00	Sfera D. 9/32”	98	1
25	36.3164.66	Sede valvola	98	1
26	36.3163.01	Corpo valvola		1
27	90.3820.00	OR D. 9.13x2.62 NBR SH. 70 109		1
28	36.2567.70	Vite fissaggio valvola G 1/4”		1
29	90.3825.00	OR D. 10.78x2.62 NBR SH. 70 3043		2
30	36.3152.22	Raccordo aspirazione		1
31	90.3827.00	OR D. 11.91x2.62 NBR SH. 70 115		1
32	36.2568.70	Vite fissaggio valvola G 3/8”		1
36	90.3591.00	OR D. 14x1.78 NBR SH. 70 2056		1
37	36.2560.70 36.2584.70	Nipplo aspirazione M22x1.5 Nipplo aspirazione G 1/2” NPT		1
38	92.8925.00	Filtro 12x35		1
39	90.3828.00	OR D. 12.37x2.62 NBR SH. 70 3050		1
40	36.2569.70	Portagomma aspirazione		1

KIT NR.	KIT 94	KIT 98
Posizioni Incluse Positions Included	4 - 21 - 47 - 48 49 - 50 - 51 - 54 55 - 58	6 - 7 - 8 - 9 - 10 - 11 12 - 13 - 20 - 21 - 22 23 - 24 - 25
Nr. Pcs.	1	1

POS	COD.	DESCRIPTION – DESCRIZIONE - KIT		NR
41	10.0119.02	Ghiera		1
46	***	Vedere tabella A - See table A		-
47	90.3582.00	OR D. 9.25x1.78 NBR SH. 70 2037	94	1
48	94.8217.00	Molla conica D. 4.3/7.3x11	94	1
49	97.4782.00	Sfera D. 7/32”	94	1
50	90.3572.00	OR D. 5.28x1.78 NBR SH. 70 2021	94	1
51	90.3585.00	OR D. 10.82x1.78 NBR SH. 70 2043	94	1
52	36.2563.70	Sede valvola		1
53	36.2562.51	Corpo dosatore		1
54	94.7383.00	Molla Dm. 9.75x10.0	94	1
55	90.3580.00	OR D. 8.73x1.78 NBR SH. 70 108	94	1
56	36.2564.70	Otturatore		1
57	36.2565.51	Pomolo regolazione detergente		1
58	90.3570.00	OR D. 4.48x1.78 NBR SH. 70 2018	94	1
59	36.2566.70	Innesto portagomma		1

*** TABELLA A – TABLE A			
POS	COD.	DESCRIPTION – DESCRIZIONE - KIT	NR
46	10.0151.66 10.0076.66	Type 0 = (8÷11 l/min.) Ugello – Nozzle D. 2 Type 1 = (12÷15 l/min.) Ugello – Nozzle D. 2.2	1

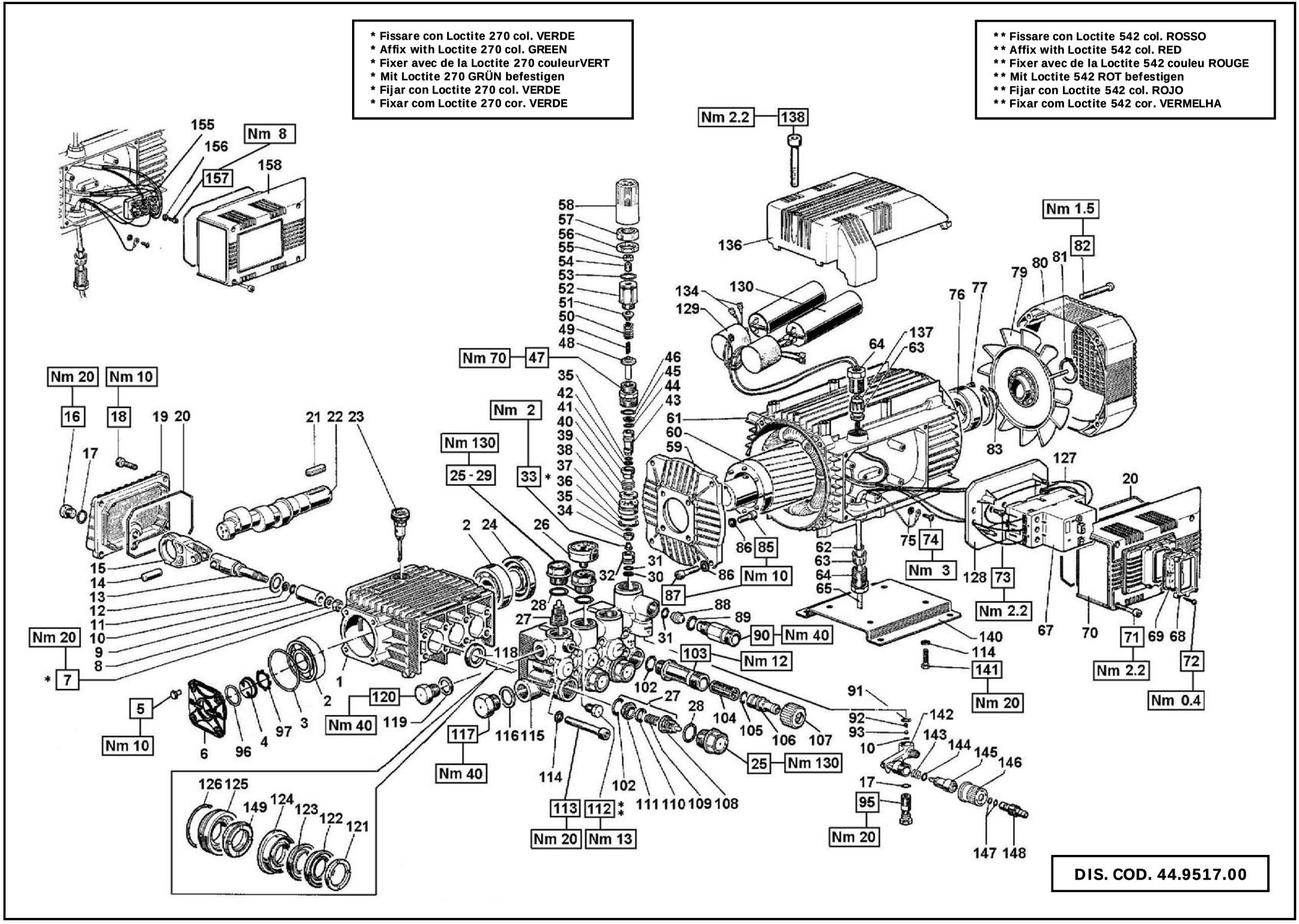
* Fissare con Loctite 270 col. VERDE
* Affix with Loctite 270 col. GREEN
* Fixer avec de la Loctite 270 couleurVERT
* Mit Loctite 270 GRÜN befestigen
* Fijar con Loctite 270 col. VERDE
* Fixar com Loctite 270 cor. VERDE
** Fissare con Loctite 542 col. ROSSO
** Affix with Loctite 542 col. RED
** Fixer avec de la Loctite 542 couleu ROUGE
** Mit Loctite 542 ROT befestigen
** Fijar con Loctite 542 col. ROJO
** Fixar com Loctite 542 cor. VERMELHA
Nm 8
Nm 2.2
Nm 1.5
Nm 70
Nm 20
Nm 10
Nm 2
Nm 130
Nm 3
Nm 40
Nm 12
Nm 13
Nm 0.4
DIS. COD. 44.9517.00

KIT RICAMBI – SPARE KITS

KIT Nr.	KIT 23	KIT 94	KIT 123	KIT 124	KIT 137	PISTONE - PISTON D. 15 KIT 88	KIT 89	KIT 90	KIT 125	KIT 130	PISTONE - PISTON D. 18 KIT 126	KIT 127	KIT 128	KIT 129	KIT 131
Posizioni incluse Positions included	118	10 - 17 - 31 89 - 91 - 92 93 - 143 144 - 147	102 - 108 109 - 110 111 (27)	25 - 28	30 - 31 - 32 - 33 34 - 35 - 36 - 37 38 - 39 - 40 - 41 42 - 43 - 44 - 45	122 - 123 149	124	121	125 - 126	121 - 122 123 - 124 125 - 126 149	125 - 126	122 - 123 149	124	121	121 - 122 123 - 124 125 - 126 149
Nr. Pcs.	3	1	6	6	1	3	3	6	3	1	3	3	3	6	1

INTERPUMP GROUP — GENERAL PUMP

M10-130 - M12-100
M951 - M954 - M957

PISTOND. 15
M10-130 M951
PISTON D. 18
M12-100 M954 M957

POS	COD.	DESCRIZIONE – DESCRIPTION - KIT	NR
1	44.0100.22	Carter pompa	1
2	91.8328.00	Cuscinetto a sfere	2
3	90.3898.00	OR D. 56.82x2.62 NBR SH. 70 3225	1
4	53.2108.51	Vetrino spia livello olio	1
5	99.1807.00	Vite M6x10 UNI 5739	4
6	53.1500.22	Coperchio laterale carter	1
7	92.2216.00	Dado M8x13X5	3
8	44.2115.70	Rosetta D. 8 con collare	3
9	52.0400.09 44.0401.09	Pistone D. 15x37.5 Pistone D. 18x37.5	3
10	90.3572.00	OR D. 5.28x1.78 NBR SH. 70 2021 94	4
11	90.5022.00	Anello antiest. D. 6.2x9.0x1.5	3
12	96.7350.00	Rosetta D. 16.0x28.0x1.0	3
13	44.0500.66	Guida pistone	3
14	97.7340.00	Spinotto D. 10x29.5	3
15	44.0300.22	Biella	3
16	98.2042.50	Tappo G 1/4"x9 TE17 – Zinc.	1
17	90.3585.00	OR D. 10.82x1.78 NBR SH. 70 2043 94	2
18	99.1837.00	Vite M6x14 UNI 5931	5
19	44.1600.22	Coperchio posteriore carter	1
20	90.3920.00	OR D. 101.27x2.62 NBR SH. 70 3400	2

POS	COD.	DESCRIZIONE – DESCRIPTION - KIT	NR
21	91.4892.00	Linguetta 8x7x35 UNI 6604	1
22	44.0206.35 44.0203.35	Albero ecc. C.13 - M10-130 M951 M957 Albero ecc. C.11 - M12-100 M954	1
23	98.2103.00	Tappo carico olio G 3/8"	1
24	90.1641.00	Anello rad. D. 25.0x62.0x10.0	1
25	98.2226.00	Tappo M24x1.5x17 124	5
26	94.5824.00	Manometro	1
27	36.7115.01	Gr. valvola aspiraz./mandata 123	6
28	90.3847.00	OR D.20.24x2.62 NBR SH. 90 3081 124	6
29	98.2227.00	Tappo M24x1.5 per manometro	1
30	90.5065.00	Anello antiest. D. 10.6x15.0x2.0 137	1
31	90.3822.00	OR D. 9.92x2.62 NBR SH. 70 112 94-137	2
32	36.3164.66	Sede valvola 137	1
33	99.1509.00	Vite M5x7.5 137	1
34	36.3190.66	Valvola sferica 137	1
35	90.3575.00	OR D. 6.72x1.78 NBR SH. 70 106 137	2
36	90.5144.00	Anello antiest. D. 22.0x25.0x1.5 137	1
37	90.3600.00	OR D.21.92x1.78 NBR SH. 70 2087 137	1
38	36.3229.70	Guida valvola 137	1
39	36.3231.51	Valvola 137	1
40	94.7485.00	Molla Dm. 18.5x11.5 137	1
41	36.3230.70	Distanziale 137	1
42	90.5025.00	Anello antiest. D. 7.0x10.0x1.5 137	1
43	36.3234.70	Pistoncino di comando 137	1
44	90.3820.00	OR D. 9.13x2.62 NBR SH. 70 109 137	1
45	90.5052.00	Anello antiest. D. 9.6x14.0x1.5 137	1
46	90.3857.00	OR D. 23.81x2.62 NBR SH. 70 132	1

POS	COD.	DESCRIZIONE – DESCRIPTION - KIT	NR
47	36.3228.70	Boccola di guida	1
48	36.3233.70	Piattello inferiore molla	1
49	94.7345.00	Molla Dm. 7.6x29.0	1
50	94.7436.00	Molla Dm. 15.0x35.0	1
51	36.3169.70	Piattello molla	1
52	36.3185.70	Registro pressione	1
53	90.3598.00	OR D. 20.35x1.78 NBR SH. 70 2081	1
54	99.3054.00	Vite M8x20 UNI 5923	1
55	92.2218.00	Dado M8x5x13 UNI 5589	1
56	92.2935.00	Dado M28x1.5	1
57	36.3186.70	Ghiera per registro pressione	1
58	36.3187.51	Pomolo regolazione valvola	1
59	10.0501.22	Flangia	1
60	43.3401.02	Rotore comp. 3 CV - Mon.	1
61	43.3201.02 43.3203.02 43.3208.02	Stat. comp. 3.0 CV - Mon. - 220V Stat. comp. 3.0 CV - Mon. - 230V 60 HZ Stat. comp. 3.0 CV - Mon. - 240V	1
62	90.4028.00	OR D. 9.12x3.53 NBR SH. 70 4036	1
63	43.2128.51	Pinza pressa cavo	2
64	43.2127.51	Pressa cavo	2
65	10.7269.01	Cavo 5.8 m.	1
67	93.5182.00	Interruttore magnetotermico	1
68	43.2120.51	Mascherina interruttore	1
69	43.2119.47	Membrana interruttore	1
70	43.2113.51	Copri basetta	1
71	99.1720.00	Vite M5x70 UNI 5931	4
72	99.0744.00	Vite D. 3x16 autofilettante	4

KIT RICAMBI – SPARE KITS

KIT Nr.	KIT 23	KIT 94	KIT 123	KIT 124	KIT 137	PISTONE - PISTON D. 15 KIT 88	KIT 89	KIT 90	KIT 125	KIT 130	PISTONE - PISTON D. 18 KIT 126	KIT 127	KIT 128	KIT 129	KIT 131
Posizioni incluse Positions included	118	10 - 17 - 31 89 - 91 - 92 93 - 143 144 - 147	102 - 108 109 - 110 111 (27)	25 - 28	30 - 31 - 32 - 33 34 - 35 - 36 - 37 38 - 39 - 40 - 41 42 - 43 - 44 - 45	122 - 123 149	124	121	125 - 126	121 - 122 123 - 124 125 - 126 149	125 - 126	122 - 123 149	124	121	121 - 122 123 - 124 125 - 126 149
Nr. Pcs.	3	1	6	6	1	3	3	6	3	1	3	3	3	6	1

M10-130 - M12-100
M951 - M954 - M957

PISTOND. 15
M10-130 M951
PISTON D. 18
M12-100 M954 M957

POS	COD.	DESCRIZIONE – DESCRIPTION - KIT	NR
73	99.1540.00	Vite M5x12 UNI 7688	2
74	99.1515.00	Vite M5x12 UNI 7687	1
75	96.6913.00	Rosetta D. 5.3x9.0x0.6	1
76	91.8372.00	Cuscinetto a sfere	1
77	90.0850.00	Anello d'arresto J62	1
79	42.0300.51	Ventola	1
80	43.04.0051	Copri ventola	1
81	90.0655.00	Anello d'arresto A28	1
82	99.1658.00	Vite M5x45 UNI 7687	4
83	90.3863.00	OR D. 28.25x2.62 NBR SH. 70 3112	1
85	99.1867.00	Vite M6x18 UNI 5931	4
86	96.6938.00	Rosetta D. 6.4x10.0x0.7	8
87	99.1897.00	Vite M6x25 UNI 5931	4
88	10.0076.66	Ugello – Nozzle D. 2.5 (12÷17 l/min.)	1
89	90.3832.00	OR D.13.95x2.62 NBR SH. 70 3056 94	1
90	10.0078.70 10.0147.70	Nipplo G 3/8" con D. 3 - STD. Nipplo M22x1.5 con D. 3	1
91	90.3582.00	OR D. 9.25x1.78 NBR SH. 70 2037 94	1
92	94.8217.00	Molla conica D. 4.3/7.3x11.0 94	1
93	97.4782.00	Sfera D. 7/32" 94	1
95	36.2563.70	Sede valvola	1
96	90.3859.00	OR D. 25.7x2.62 NBR SH. 70 3100	1
97	90.0671.00	Anello d'arresto ZJ30	1

POS	COD.	DESCRIZIONE – DESCRIPTION - KIT	NR
102	90.3841.00	OR D. 17.13x2.62 NBR SH. 70 3068 123	7
103	36.3182.51	Nipplo aspirazione G 3/4"	1
104	92.8925.00	Filtro 12x35	1
105	90.3828.00	OR D. 12.37x2.62 NBR SH. 70 3050	1
106	36.2569.51	Portagomma aspirazione - OPTIONAL	1
107	92.9828.00	Ghiera G 3/4" - OPTIONAL	1
108	36.2025.51	Guida valvola 123	6
109	94.7376.00	Molla Dm. 9.4x14.0 123	6
110	36.2001.76	Valvola 123	6
111	36.2003.66	Sede valvola 123	6
112	98.1966.00	Tappo G 1/8"x8	1
113	99.3175.00	Vite M8x60 UNI 5931	8
114	96.7014.00	Rosetta D. 8.4x13.0x0.8	12
115	44.1201.41 44.1205.41	Testata pompa - M10-130 M951 Testata pompa - M12-100 M954 M957	1
116	96.7514.00	Rosetta D. 21.5x27.0x1.5	1
117	98.2176.00	Tappo G 1/2"x10	1
118	90.1614.00	Anello rad. D. 20.0x30.0x5.0 23	3
119	96.7380.00	Rosetta D. 17.5x23.0x1.5	1
120	98.2100.00	Tappo G 3/8"x13	1
121	51.1000.51 44.1001.51	Anello di testa D. 15 90-130 Anello di testa D. 18 129-131	3
122	90.2620.00 90.2682.00	Anello ten .alt. D. 15.0x25.0x5/3.1 HP 88-130 Anello ten. alt. D. 18.0x30.0x6/3.5 HP 127-131	3
123	90.2622.00 90.2683.00	An. RESTOP D. 15.0x25x5/3.1 88-130 An. RESTOP D. 18.0x30x6/3.5 127-131	3
124	52.2166.70 44.2161.70	Anello intermedio D. 15 89-130 Anello intermedio D. 18 128-131	3

POS	COD.	DESCRIZIONE – DESCRIPTION - KIT	NR
125	44.0800.70 44.0801.70	Anello di fondo D. 15 125-130 Anello di fondo D. 18 126-131	3
126	90.3612.00	OR D. 31.47x1.78 NBR SH. 70 2125 125-126-130-131	3
127	42.2115.86	Cavo per interruttore	1
128	43.2118.51	Piastra di fissaggio	1
129	42.2121.51	Cappellotto per condensatore	2
130	93.5648.00	Condensatore 40 µF	2
134	10.7232.01	Cavo collegamento condensatore	2
136	42.2124.51	Protezione condensatori	1
137	43.2129.47	Tenuta cavetti	1
138	99.1705.00	Vite M5x65 UNI 5931	1
140	42.2000.74	Piedino motore - OPTIONAL	1
141	99.3067.00	Vite M8x25 UNI 5739 - OPTIONAL	4
142	36.3181.51	Corpo dosatore	1
143	94.7383.00	Molla Dm. 9.75x10.0 94	1
144	90.3580.00	OR D. 8.73x1.78 NBR 108 94	1
145	36.2564.70	Otturatore per dosatore	1
146	36.2565.51	Pomolo regolazione detersivo	1
147	90.3570.00	OR D. 4.48x1.78 NBR SH. 70 2018 94	2
148	36.2566.70	Innesto porta gomma	1
149	90.2617.00 90.2684.00	Anello ten. alt. D. 15.0x25.0x5.8 LP 88-130 Anello ten. alt. D. 18.0x30.0x6.8 LP 127-131	3
155	93.5745.00	Basetta	1
156	96.6910.00	Rosetta D. 5.3x9.0x0.6	2
157	99.1537.00	Vite M5x12 UNI 5931	2
158	43.2111.51	Copri basetta – vers. senza interrutt.	1

VERSIONE CON TOTALSTOP - TOTALSTOP VERSION
VERSION AVEC LE TOTALSTOP - VERSION MIT TOTALSTOP
VERSIÓN CON EL TOTALSTOP - VERSÃO COM TOTALSTOP

KIT Nr.	KIT 306
Posizioni incluse Postions included	163 - 164 - 165 181 - 182 - 183 184
Nr. Pcs.	1

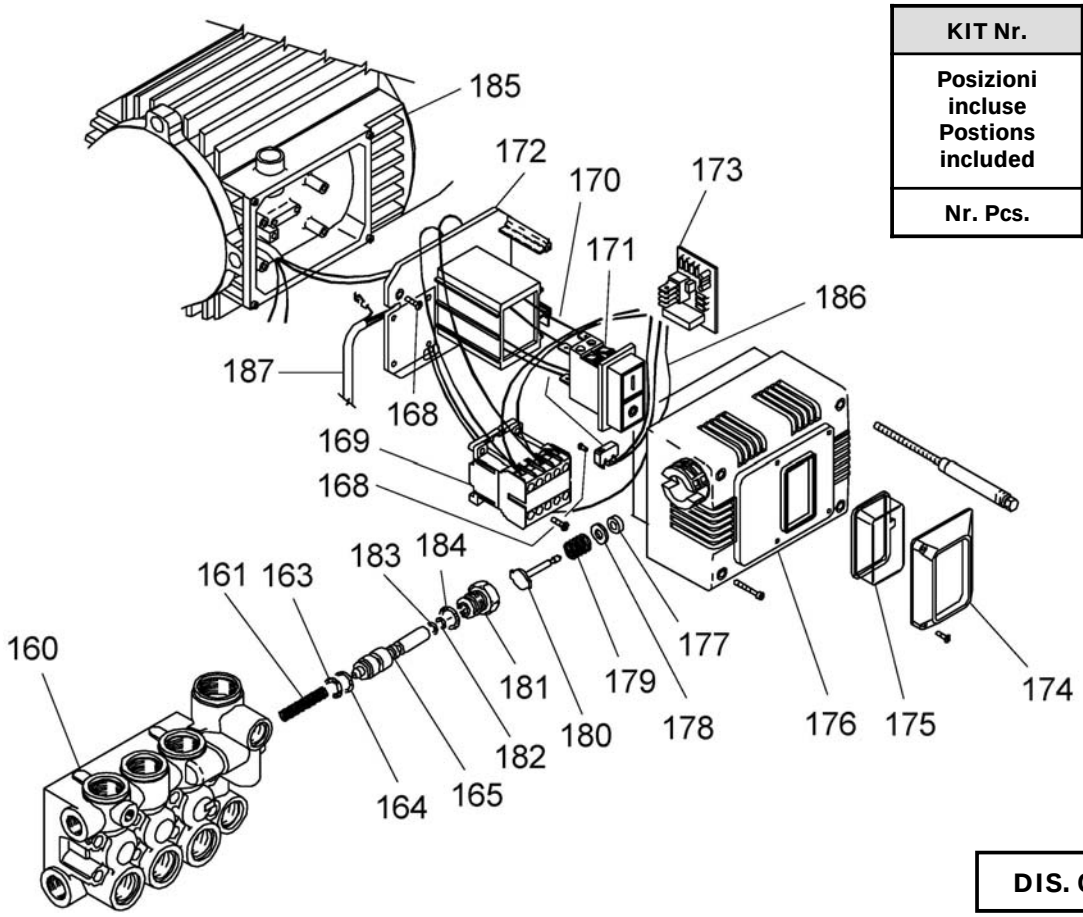

DIS. COD. 44.9527.00

POS	COD.	DESCRIZIONE – DESCRIPTION - KIT	NR
160	44.1210.41 44.1211.41	Testata pompa D. 15 Testata pompa D. 18	1
161	94.7341.00	Molla Dm. 7.5x37.5	1
163	90.5052.00	Anello antiest. D. 9.13x14.0x1.5 306	1
164	90.3819.00	OR D. 9.13x2.62 NBR SH. 70 109 306	1
165	10.0799.70	Pistoncino di comando 306	1
168	99.1450.00	Vite D. 4.2x16 autofilettante	5
169	93.6342.00	Mini contattore 230V	1
170	10.7367.02	Cablaggio mini interruttore	1
171	93.5190.00	Interruttore termico bipolare 230V	1
172	43.2121.51	Piastra fissaggio interruttore	1
173	93.6430.00	Scheda elettrica temporizzata 230V	1
174	43.2123.51	Mascherina interruttore	1
175	43.2122.47	Membrana interruttore	1

POS	COD.	DESCRIZIONE – DESCRIPTION - KIT	NR
176	43.2114.51	Copri basetta	1
177	90.2532.00	Anello di tenuta D. 6.32x12.7x3.96	1
178	96.7035.00	Rosetta D. 8.4x17.0x1.6	1
179	94.7412.00	Molla Dm. 13.0x30.0	1
180	43.2126.51	Pistoncino di comando	1
181	10.0800.70	Guida pistone Totalstop 306	1
182	90.5020.00	Anello antiest. D. 5.2x8.0x1.5 306	1
183	90.3570.00	OR D. 4.48x1.78 NBR SH. 70 2018 306	1
184	90.3591.00	OR D. 14.00x1.78 NBR SH. 70 2056 306	1
185	43.3205.02 43.3206.02 43.3207.02	Statore comp. 3.0 CV - Mon. - 230V Statore comp. 3.0 CV - Mon. - 230V 60 HZ Statore comp. 3.0 CV - Mon. - 240V 60 HZ	1
186	10.7365.01	Cablaggio interruttore	1
187	10.7370.01	Cavo 5.8 m.	1

* Fissare con Loctite 270 col. VERDE
* Affix with Loctite 270 col. GREEN
* Fixer avec de la Loctite 270 couleur VERT
* Mit Loctite 270 GRÜN befestigen
* Fijar con Loctite 270 col. VERDE
* Fixar com Loctite 270 cor. VERDE

** Fissare con Loctite 542 col. ROSSO
** Affix with Loctite 542 col. RED
** Fixer avec de la Loctite 542couleur ROUGE
** Mit Loctite 542 ROT befestigen
** Fijar con Loctite 542 col. ROJO
** Fixar com Loctite 542 cor. VERMELHA

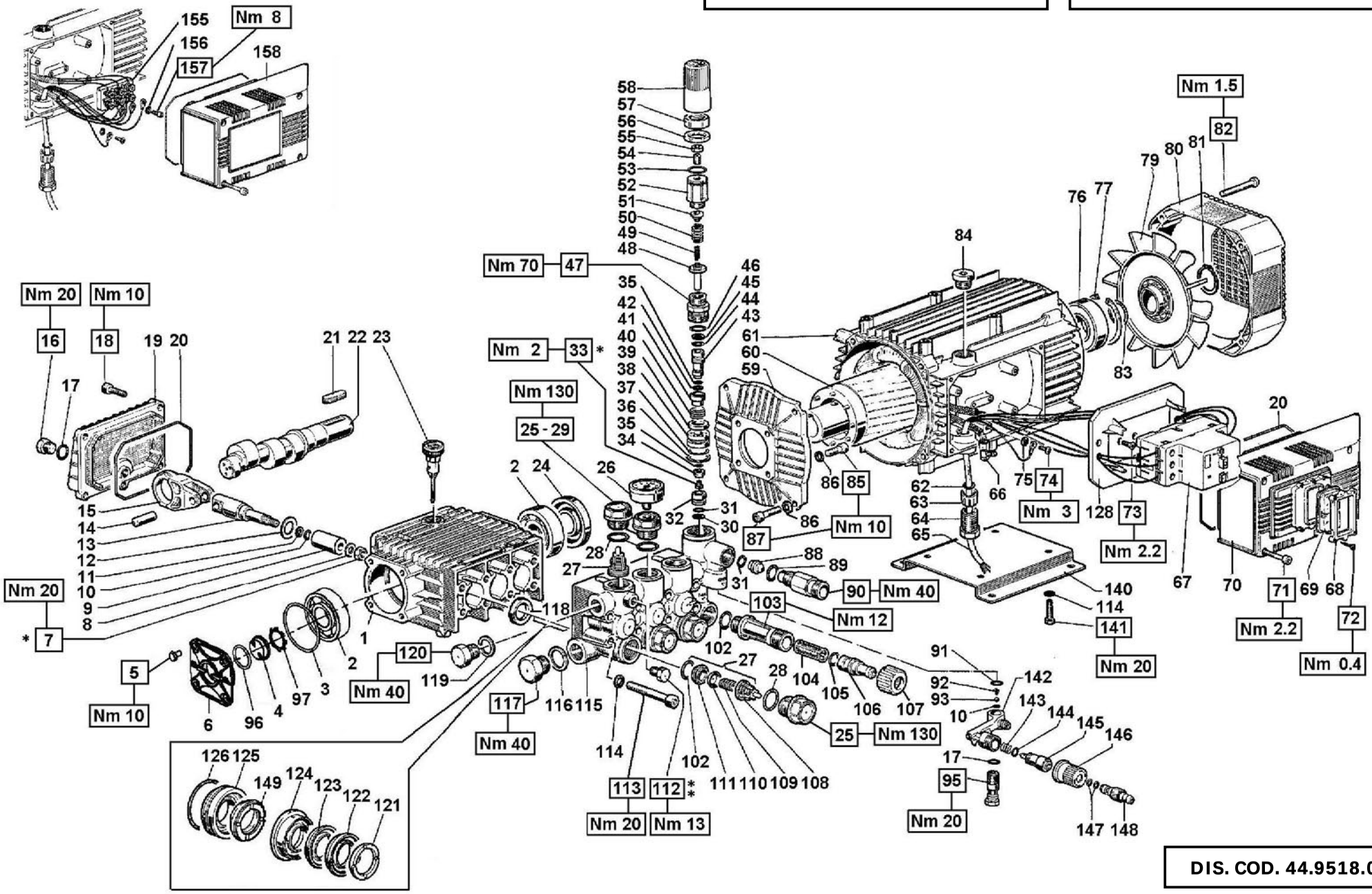

DIS. COD. 44.9518.00

KIT RICAMBI – SPARE KITS						PISTONE - PISTON D. 15					PISTONE - PISTON D. 18				
KIT Nr.	**KIT 23**	**KIT 94**	**KIT 123**	**KIT 124**	**KIT 137**	**KIT 88**	**KIT 89**	**KIT 90**	**KIT 125**	**KIT 130**	**KIT 126**	**KIT 127**	**KIT 128**	**KIT 129**	**KIT 131**
Posizioni incluse Positions included	**118**	**10 - 17 - 31 - 89 91- 92 - 93 - 143 144 - 147**	**102 - 108 109 - 110 111 (27)**	**25 - 28**	**30 - 31 - 32 - 33 34 - 35 - 36 - 37 38 - 39 - 40 - 41 42 - 43 - 44 - 45**	**122 - 123 149**	**124**	**121**	**125 - 126**	**121 - 122 123 - 124 125 - 126 149**	**125 - 126**	**122 - 123 149**	**124**	**121**	**121 - 122 123 - 124 125 - 126 149**
Nr. Pcs.	**3**	**1**	**6**	**6**	**1**	**3**	**3**	**6**	**3**	**1**	**3**	**3**	**3**	**6**	**1**

M12-140 - M13-180
M14-120 - M15-150
M17-130 - M960 - M961

PISTON D. 15
M13-180 M15-150 M17-130 M961
PISTON D. 18
M12-140 M14-120 M960

POS	COD.	DESCRIZIONE – DESCRIPTION - KIT	NR
1	44.0100.22	Carter pompa	1
2	91.8328.00	Cuscinetto a sfere	2
3	90.3898.00	OR D. 56.82x2.62 NBR SH. 70 3225	1
4	53.2108.51	Vetrino spia livello olio	1
5	99.1807.00	Vite M6x10 UNI 5739	4
6	53.1500.22	Coperchio laterale carter	1
7	92.2216.00	Dado M8x13X5	3
8	44.2115.70	Rosetta D. 8 con collare	3
9	52.0400.09 44.0401.09	Pistone D. 15x37.5 Pistone D. 18x37.5	3
10	90.3572.00	OR D. 5.28x1.78 NBR 2021 94	4
11	90.5022.00	Anello antiest. D. 6.2x9.0x1.5	3
12	96.7350.00	Rosetta d. 16.0x28.0x1.0	3
13	44.0500.66	Guida pistone	3
14	97.7340.00	Spinotto d. 10x29.5	3
15	44.0300.22	Biella	3
16	98.2042.50	Tappo G 1/4”x9 TE17 – Zinc.	1
17	90.3585.00	OR D. 10.82x1.78 NBR SH. 70 2043 94	2
18	99.1837.00	Vite M6x14 UNI 5931	5
19	44.1600.22	Coperchio posteriore carter	1
20	90.3920.00	OR D. 101.27x2.62 NBR SH 70 3400	2

POS	COD.	DESCRIZIONE – DESCRIPTION - KIT	NR
21	91.4892.00	Linguetta 8x7x35 UNI 6604	1
22	44.0200.35 44.0203.35 44.0206.35	Albero ecc. C.8.5 - M13-180 M961 Albero ecc. C.11 - M12-140 M15-150 M960 Albero ecc. C.13 - M14-120 M17-130	1
23	98.2103.00	Tappo carico olio G 3/8”	1
24	90.1641.00	Anello rad. D. 25.0x62.0x10.0	1
25	98.2226.00	Tappo M24x1.5x17 124	5
26	94.5824.00	Manometro	1
27	36.7115.01	Gr. valvola aspiraz./mandata 123	6
28	90.3847.00	OR D.20.24x2.62 NBR SH. 90 3081 124	6
29	98.2227.00	Tappo M24x1.5 per manometro	1
30	90.5065.00	Anello antiest. D. 10.6x15.0x2.0 137	1
31	90.3822.00	OR D. 9.92x2.62 NBR 112 94-137	2
32	36.3164.66	Sede valvola 137	1
33	99.1509.00	Vite M5x7.5 137	1
34	36.3190.66	Valvola sferica 137	1
35	90.3575.00	OR D. 6.72x1.78 NBR 106 137	2
36	90.5144.00	Anello antiest. D. 22.0x25.0x1.5 137	1
37	90.3600.00	OR D.21.92x1.78 NBR SH. 70 2087 137	1
38	36.3229.70	Guida valvola 137	1
39	36.3231.51	Valvola 137	1
40	94.7485.00	Molla Dm. 18.5x11.5 137	1
41	36.3230.70	Distanziale 137	1
42	90.5025.00	Anello antiest. D. 7.0x10.0x1.5 137	1
43	36.3234.70	Pistoncino di comando 137	1
44	90.3820.00	OR D. 9.13x2.62 NBR SH. 70 109 137	1

POS	COD.	DESCRIZIONE – DESCRIPTION - KIT	NR
45	90.5052.00	Anello antiest. D. 9.6x14.0x1.5 137	1
46	90.3857.00	OR D. 23.81x2.62 NBR SH. 70 132	1
47	36.3228.70	Boccola di guida	1
48	36.3233.70	Piattello inferiore molla	1
49	94.7345.00	Molla Dm. 7.6x29.0	1
50	94.7436.00	Molla Dm. 15.0x35.0	1
51	36.3169.70	Piattello molla	1
52	36.3185.70	Registro pressione	1
53	90.3598.00	OR D. 20.35x1.78 NBR SH. 70 2081	1
54	99.3054.00	Vite M8x20 UNI 5923	1
55	92.2218.00	Dado M8x5x13 UNI 5589	1
56	92.2935.00	Dado M28x1.5	1
57	36.3186.70	Ghiera per registro pressione	1
58	36.3187.51	Pomolo regolazione valvola	1
59	10.0501.22	Flangia	1
60	43.3430.02 43.3460.02	Rotore comp. 4.0 CV - Trif. - 220-380V Rotore comp. 5.5 CV - Trif. - 220-415V	1
61	43.3231.02 43.3261.02 43.3265.02 43.3268.02	Statore comp. 4.0 CV - Trif. - 220-380V Statore comp. 5.5 CV - Trif. - 230-380V Statore comp. 5.5 CV - Trif. - 240-415V Statore comp. 5.5 CV - Trif. - 220-380V	1
62	90.4028.00	OR D. 9.12x3.53 NBR SH. 70 4036	1
63	43.2128.51	Pinza pressa cavo	1
64	43.2127.51	Pressa cavo	1
65	10.7273.01	Cavo 5.8 m.	1
66	93.5790.00	Morsetto - 380V	1
67	93.5179.00 93.5182.00	Interruttore magnetotermico - 380-415V Interruttore magnetotermico - 220-240V	1
68	43.2120.51	Mascherina interruttore	1

KIT RICAMBI – SPARE KITS						PISTONE - PISTON D. 15					PISTONE - PISTON D. 18				
KIT Nr.	**KIT 23**	**KIT 94**	**KIT 123**	**KIT 124**	**KIT 137**	**KIT 88**	**KIT 89**	**KIT 90**	**KIT 125**	**KIT 130**	**KIT 126**	**KIT 127**	**KIT 128**	**KIT 129**	**KIT 131**
Posizioni incluse Positions included	**118**	**10 - 17 - 31 - 89 91- 92 - 93 - 143 144 - 147**	**102 - 108 109 - 110 111 (27)**	**25 - 28**	**30 - 31 - 32 - 33 34 - 35 - 36 - 37 38 - 39 - 40 - 41 42 - 43 - 44 - 45**	**122 - 123 149**	**124**	**121**	**125 - 126**	**121 - 122 123 - 124 125 - 126 149**	**125 - 126**	**122 - 123 149**	**124**	**121**	**121 - 122 123 - 124 125 - 126 149**
Nr. Pcs.	**3**	**1**	**6**	**6**	**1**	**3**	**3**	**6**	**3**	**1**	**3**	**3**	**3**	**6**	**1**

M12-140 - M13-180
M14-120 - M15-150
M17-130 - M960 - M961

PISTON D. 15
M13-180 M15-150 M17-130 M961
PISTON D. 18
M12-140 M14-120 M960

POS	COD.	DESCRIZIONE – DESCRIPTION - KIT	NR
69	43.2119.47	Membrana interruttore	1
70	43.2113.51	Copri basetta	1
71	99.1720.00	Vite M5x70 UNI 5931	4
72	99.0744.00	Vite D. 3x16 autofilettante	4
73	99.1540.00	Vite M5x12 UNI 7688	2
74	99.1515.00	Vite M5x12 UNI 7687	1
75	96.6913.00	Rosetta D. 5.3x9.0x0.6	1
76	91.8372.00	Cuscinetto a sfere	1
77	90.0850.00	Anello d'arresto J62	1
79	42.0300.51	Ventola	1
80	43.0400.51	Copri ventola	1
81	90.0655.00	Anello d'arresto A28	1
82	99.1658.00	Vite M5x45 UNI 7687	4
83	90.3863.00	OR D. 28.25x2.62 NBR SH. 70 3112	1
84	98.2173.00	Tappo G 1/2"x10	1
85	99.1867.00	Vite M6x18 UNI 5931	4
86	96.6938.00	Rosetta D. 6.4x10.0x0.7	8
87	99.1897.00	Vite M6x25 UNI 5931	4
88	10.0076.66	Ugello – Nozzle D. 2.5 (12÷17 l/min.)	1
89	90.3832.00	OR D. 13.95x2.62 NBR SH. 70 3056 94	1
90	10.0078.70 10.0147.70	Nipplo G 3/8" con D. 3 - STD. Nipplo M22x1.5 con D. 3	1

POS	COD.	DESCRIZIONE – DESCRIPTION - KIT	NR
91	90.3582.00	OR D. 9.25x1.78 NBR SH. 70 2037 94	1
92	94.8217.00	Molla conica Dm. 4.3/7.3x11.0 94	1
93	97.4782.00	Sfera D. 7/32" 94	1
95	36.2563.70	Sede valvola	1
96	90.3859.00	OR D. 25.7x2.62 NBR SH. 70 3100	1
97	90.0671.00	Anello d'arresto ZJ30	1
102	90.3841.00	OR D.17.13x2.62 NBR SH. 70 3068 123	7
103	36.3182.51	Nipplo aspirazione G 3/4"	1
104	92.8925.00	Filtro 12x35	1
105	90.3828.00	OR D. 12.37x2.62 NBR SH. 70 3050	1
106	36.2569.51	Porta gomma aspirazione - OPTIONAL	1
107	92.9828.00	Ghiera G 3/4" - OPTIONAL	1
108	36.2025.51	Guida valvola 123	6
109	94.7376.00	Molla Dm. 9.4x14.8 123	6
110	36.2001.76	Valvola 123	6
111	36.2003.66	Sede valvola 123	6
112	98.1966.00	Tappo G 1/8"x8	1
113	99.3175.00	Vite M8x60 UNI 5931	8
114	96.7014.00	Rosetta D. 8.4x13.0x0.8	12
115	44.1200.41 44.1201.41 44.1204.41 44.1205.41	Testata pompa - M13-180 M17-130 Testata pompa - M15-150 M961 Testata pompa - M14-120 Testata pompa - M12-140 M960	1
116	96.7514.00	Rosetta D. 21.5x27.0x1.5	1
117	98.2176.00	Tappo G 1/2"x10	1
118	90.1614.00	Anello rad. D. 20.0x30.0x5.0 23	3
119	96.7380.00	Rosetta D. 17.5x23.0x1.5	1
120	98.2100.00	Tappo G 3/8"x13	1

POS	COD.	DESCRIZIONE – DESCRIPTION - KIT	NR
121	51.1000.51 44.1001.51	Anello di testa D. 15 90-130 Anello di testa D. 18 129-131	3
122	90.2620.00 90.2682.00	Anello ten .alt. D. 15.0x25x5/3.1 HP 88-130 Anello ten. alt. D. 18.0x30x6/3.5 HP 127-131	3
123	90.2622.00 90.2683.00	An. RESTOP D. 15.0x25x5/3.1 88-130 An. RESTOP D. 18.0x30x6/3.5 127-131	3
124	52.2166.70 44.2161.70	Anello intermedio D. 15 89-130 Anello intermedio D. 18 128-131	3
125	44.0800.70 44.0801.70	Anello di fondo D. 15 125-130 Anello di fondo D. 18 126-131	3
126	90.3612.00	OR D. 31.47x1.78 NBR SH. 70 2125 125-126-130-131	3
128	43.2118.51	Piastra di fissaggio	1
140	42.2000.74	Piedino motore - OPTIONAL	1
141	99.3067.00	Vite M8x25 UNI 5739 - OPTIONAL	4
142	36.3181.51	Corpo dosatore	1
143	94.7383.00	Molla Dm. 9.75x10.0 94	1
144	90.3580.00	OR D. 8.73x1.78 NBR SH. 70 108 94	1
145	36.2564.70	Otturatore per dosatore	1
146	36.2565.51	Pomolo regolazione detersivo	1
147	90.3570.00	OR D. 4.48x1.78 NBR SH. 70 2018 94	2
148	36.2566.70	Innesto porta gomma	1
149	90.2617.00 90.2684.00	Anello ten. alt. D. 15.0x25.0x5.8 LP 88-130 Anello ten. alt. D. 18.0x30.0x6.8 LP 127-131	3
155	93.5745.00	Basetta	1
156	96.6910.00	Rosetta D. 5.3x9.0x0.6	2
157	99.1537.00	Vite M5x12 UNI 5931	2
158	43.2111.51	Copri basetta - vers. senza interrutt.	1

VERSIONE CON TOTALSTOP – TOTALSTOP VERSION
VERSION AVEC LE TOTALSTOP – VERSION MIT TOTALSTOP
VERSIÓN CON EL TOTALSTOP – VERSÃO COM TOTALSTOP

KIT Nr.	KIT 306
Posizioni incluse Postions included	163 - 164 - 165 181 - 182 - 183 184
Nr. Pcs.	1

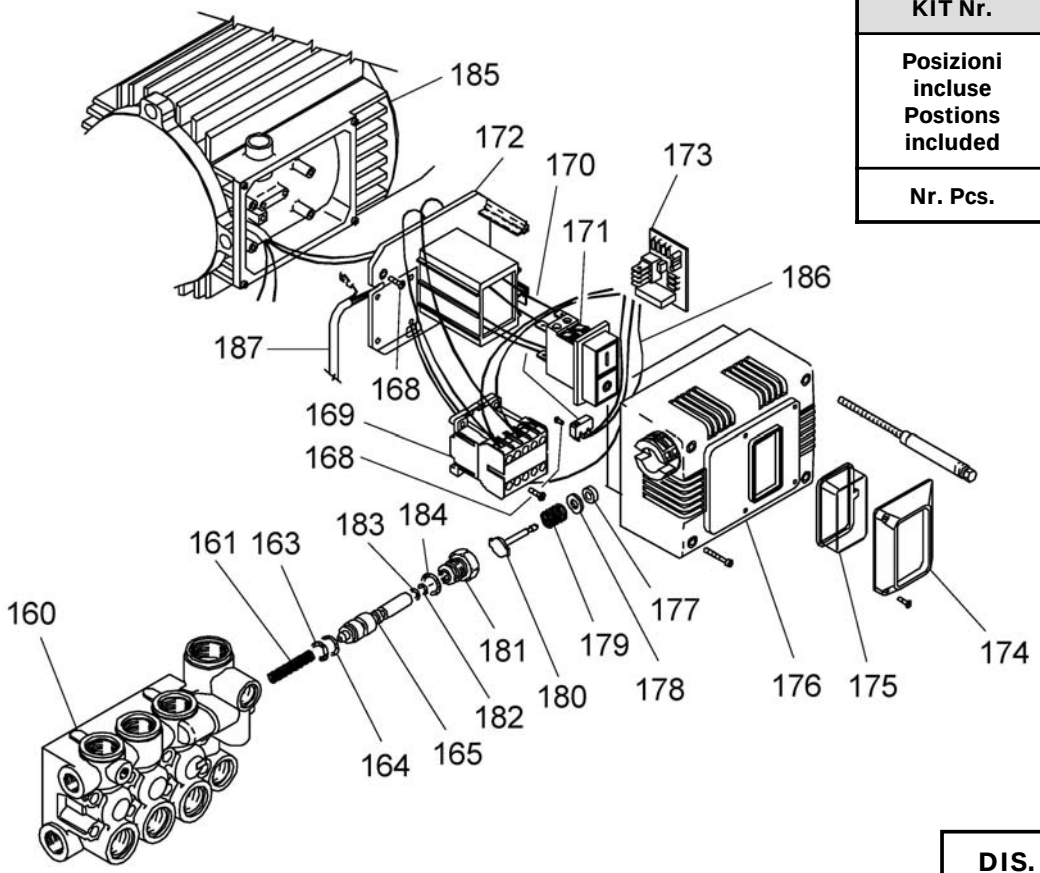

DIS. COD. 44.9528.00

POS	COD.	DESCRIZIONE – DESCRIPTION - KIT	NR
160	44.1210.41 44.1211.41	Testata pompa D. 15 Testata pompa D. 18	1
161	94.7341.00	Molla Dm. 7.5x37.5	1
163	90.5052.00	Anello antiest. D. 9.13x14.0x1.5 306	1
164	90.3819.00	OR D. 9.13x2.62 NBR SH. 70 109 306	1
165	10.0799.70	Pistoncino di comando 306	1
168	99.1450.00	Vite D. 4.2x16 autofilettante	5
169	93.6340.00 93.6342.00	Mini contattore 400-415V Mini contattore 230-240V	1
170	10.7366.02	Cablaggio mini interruttore	1
171	93.5189.00 93.5191.00	Interruttore termico bipolare 400-415V Interruttore termico bipolare 230-240V	1
172	43.2121.51	Piastra fissaggio interruttore	1
173	93.6415.00 93.6430.00	Scheda elettrica temporizz. 400-145V Scheda elettrica temporizz. 230-240V	1
174	43.2123.51	Mascherina interruttore	1
175	43.2122.47	Membrana interruttore	1

POS	COD.	DESCRIZIONE – DESCRIPTION - KIT	NR
176	43.2114.51	Copri basetta	1
177	90.2532.00	Anello di tenuta D. 6.32x12.7x3.96	1
178	96.7035.00	Rosetta D. 8.4x17.0x1.6	1
179	94.7412.00	Molla Dm. 13.0x30.0	1
180	43.2126.51	Pistoncino di comando	1
181	10.0800.70	Guida pistone Totalstop 306	1
182	90.5020.00	Anello antiest. D. 5.2x8.0x1.5 306	1
183	90.3570.00	OR D. 4.48x1.78 NBR SH. 70 2018 306	1
184	90.3591.00	OR D. 14.00x1.78 NBR SH. 70 2056 306	1
185	43.3232.02 43.3233.02 43.3269.02 43.3270.02 43.3250.02 43.3262.02 43.3263.02	Statore comp. 4.0 CV - Tri. - 400V 50 HZ Statore comp. 4.0 CV - Tri. - 230V 50 HZ Statore comp. 5.5 CV - Tri. - 230V 60 HZ Statore comp. 5.5 CV - Tri. - 400V 60 HZ Statore comp. 5.0 CV - Tri. - 230V 60 HZ Statore comp. 5.5 CV - Tri. - 400V 50 HZ Statore comp. 5.5 CV - Tri. - 230V 50 HZ	1
186	10.7364.01	Cablaggio interruttore	1
187	10.7368.01	Cavo 5.8 m.	1

BOXJET

* Fissare con Loctite 270 col. VERDE
* Affix with Loctite 270 col. GREEN
* Fixer avec de la Loctite 270 couleur VERT
* Mit Loctite 270 GRÜN befestigen
* Fijar con Loctite 270 col. VERDE
* Fixar com Loctite 270 cor. VERDE

** Fissare con Loctite 542 col. ROSSO
** Affix with Loctite 542 col. RED
** Fixer avec de la Loctite 542 couleur ROUGE
** Mit Loctite 542 ROT befestigen
** Fijar con Loctite 542 col. ROJO
** Fixar com Loctite 542 cor. VERMELHA

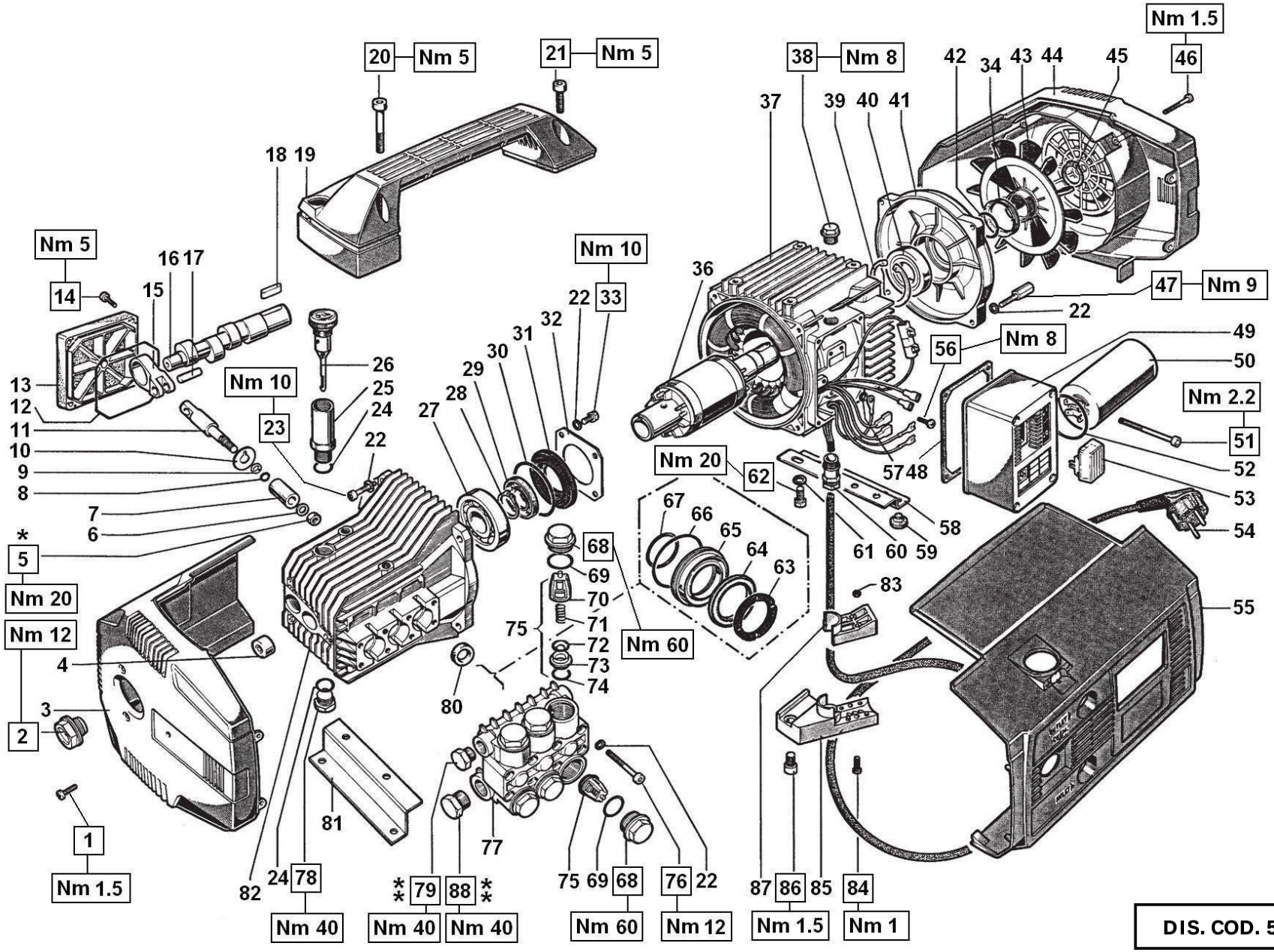

DIS. COD. 51.9550.00

BOXJET 8/70 - BOXJET 11/50 - BOXJET 8/90

POS	COD.	DESCRIZIONE – DESCRIPTION - KIT	NR
1	99.1570.00	Vite M5x16 UNI 7687	3
2	97.5968.00	Spia livello olio G 3/4”	1
3	51.2301.51	Protezione pompa	1
4	91.8014.00	Boccola a rullini	1
5	92.2216.00	Dado M8x13x5	3
6	44.2115.70	Rosetta D. 8 con collare	3
7	51.0400.09	Pistone D. 15x25	3
8	90.3573.00	OR D. 5.28x1.78 NBR SH. 70 2021	3
9	90.5022.00	Anello antiest. D. 6.2x9.0x1.5	3
10	96.7070.00	Rosetta D. 9.0x23.0x0.5	3
11	51.0500.56	Guida pistone	3
12	90.3917.00	OR D. 88.57x2.62 NBR SH. 70 3350	1
13	51.1603.22	Coperchio posteriore carter	1
14	99.1897.00	Vite M6x25 UNI 5931	4
15	51.0300.22	Biella	3
16	51.0200.35 51.0201.35	Albero ecc. C.6 - 8/70 8/90 Albero ecc. C.8 - 11/50	1
17	97.7310.00	Spinotto D. 8x24.5	3
18	91.4877.00	Linguetta 8x7x25 UNI 6604	1
19	51.2400.51	Manico	1
20	99.3144.00	Vite M8x50 UNI 5931	2
21	99.3069.00	Vite M8x25 UNI 5931	2
22	96.6938.00	Rosetta D. 6.4x10.0x0.7	20
23	991867.00	Vite M6x18 UNI 5931	4
24	90.3833.00	OR D. 13.95x2.62 NBR SH. 70 3056	2
25	51.2100.51	Prolunga tappo carico olio	1
26	98.2097.00	Tappo carico olio G 3/8”	1
27	91.8328.00	Cuscinetto a sfere	1
28	90.0635.00	Anello d’arresto A25 UNI 7435	1
29	90.1634.00	Anello rad. D. 25.0x42.0x7.0	1

KIT RICAMBI – SPARE KITS

KIT Nr.	KIT 1	KIT 83	KIT 84	KIT 85	KIT 86	KIT 87
Posizioni incluse Positions included	70 - 71 72 - 73 74 (75)	80	68 - 69	63 - 64 65 - 66 67	65 - 66 67	63 - 64 66 - 67
Nr. Pcs.	6	3	6	1	3	3

POS	COD.	DESCRIZIONE – DESCRIPTION - KIT	NR
30	90.4097.00	OR D. 55.56x3.53 NBR SH. 70 159	1
31	50.2115.51	Distanziale	1
32	50.1500.74	Coperchio laterale carter	1
33	99.1807.00	Vite M6x10 UNI 5739	4
34	90.1652.00	Anello V-SEAL	1
36	41.3403.02 41.3415.02	Rotore comp.1.5 CV - Mono. 50Hz Rotore comp.1.8 CV - Mono. 50Hz	1
37	41.3280.02 41.3282.02	Stat. comp.1.5 CV 220V - Mono. 50Hz Stat. comp.1.5 CV 240V - Mono. 50Hz	1
38	98.2093.00	Tappo G 3/8”	1
39	90.0795.00	Anello d’arresto J52 UNI 7437	1
40	91.8323.00	Cuscinetto a sfere	1
41	41.0700.22	Scudo posteriore	1
42	90.3857.00	OR D. 23.81x2.62 NBR SH. 70 132	1
43	41.0300.51	Ventola	1
44	51.2300.51	Protezione motore	1
45	90.0628.00	Anello d’arresto A24 UNI 7435	1
46	99.1658.00	Vite M5x45 UNI 7687	4
47	41.2104.65	Vite fissaggio scudo posteriore	4
48	41.2101.47	Guarnizione copribasetta	1
49	41.2103.51	Coperibasetta	1
50	93.5648.00	Condensatore 40 µF	1
51	99.1705.00	Vite M5x65 UNI 5931	4
52	90.3889.00	OR D. 48.89x2.62 NBR SH. 70 3193	1
53	93.5042.00	Interruttore 16A	1
54	10.7184.01	Cavo con spina	1
55	51.2307.51	Protezione centrale	1
56	99.1515.00	Vite M5x12 UNI 7687	1
57	96.6913.00	Rosetta D. 5.3x9.0x0.6	1

POS	COD.	DESCRIZIONE – DESCRIPTION - KIT	NR
58	51.2003.74	Piedino motore	1
59	98.1924.00	Tappo per foro D. 7	4
60	93.5210.00	Pressacavo G 3/8”x D. 10	1
61	96.7014.00	Rosetta D. 8.4.0x13.0x0.8	4
62	99.3037.00	Vite M8x16 UNI 5739	4
63	51.1000.51	Anello di testa D. 15 85-87	3
64	90.2618.00	Anello ten. alt. D. 15x25x5/3.1 85-87	3
65	51.0800.70	Anello di fondo D. 15 85-86	3
66	90.3604.00	OR D. 25.12x1.78 NBR SH. 70 2100 85-86-87	3
67	90.3835.00	OR D. 15.08x2.62 NBR SH. 70 119 85-86-87	3
68	98.2218.00	Tappo M24x1.5 84	6
69	90.3847.00	OR D. 20.24x2.62 NBR SH. 70 3081 84	6
70	36.2002.51	Guida valvola 1	6
71	94.7376.00	Molla Dm. 9.4x14.8 1	6
72	36.2001.76	Valvola 1	6
73	36.2003.66	Sede valvola 1	6
74	90.3841.00	OR D. 17.13x2.62 NBR SH. 70 3068 1	6
75	36.7032.01	Gr. valvola aspiraz./mandata 1	6
76	99.1943.00	Vite M6x40 UNI 5931	8
77	51.1200.22 51.1200.41 51.1202.22	Testata D. 15 - NK Testata D. 15 - 8/70 11/50 Testata D. 15 - 8/90	1
78	98.2100.50	Tappo G 3/8”x13	1
79	98.2041.00	Tappo G 1/4”x9	1
80	90.1565.00	Anello rad. D. 15.0x24.0x5.0 83	3
81	51.2002.74	Piedino pompa	1
82	51.0103.22	Carter pompa	1
83	92.1926.00	Dado M4 UNI 5588	2
84	99.1306.00	Vite M4x16 UNI 7687	2
85	41.2118.51	Staffa	1
86	99.3039.00	Vite M8x16 UNI 5931	1
87	41.2119.51	Morsetto	1
88	98.2100.00	Tappo G 3/8”x13	1

BOXJET

* Fissare con Loctite 270 col. VERDE
* Affix with Loctite 270 col. GREEN
* Fixer avec de la Loctite 270 couleur VERT
* Mit Loctite 270 GRÜN befestigen
* Fijar con Loctite 270 col. VERDE
* Fixar com Loctite 270 cor. VERDE

** Fissare con Loctite 542 col. ROSSO
** Affix with Loctite 542 col. RED
** Fixer avec de la Loctite 542 couleur ROUGE
** Mit Loctite 542 ROT befestigen
** Fijar con Loctite 542 col. ROJO
** Fixar com Loctite 542 cor. VERMELHA

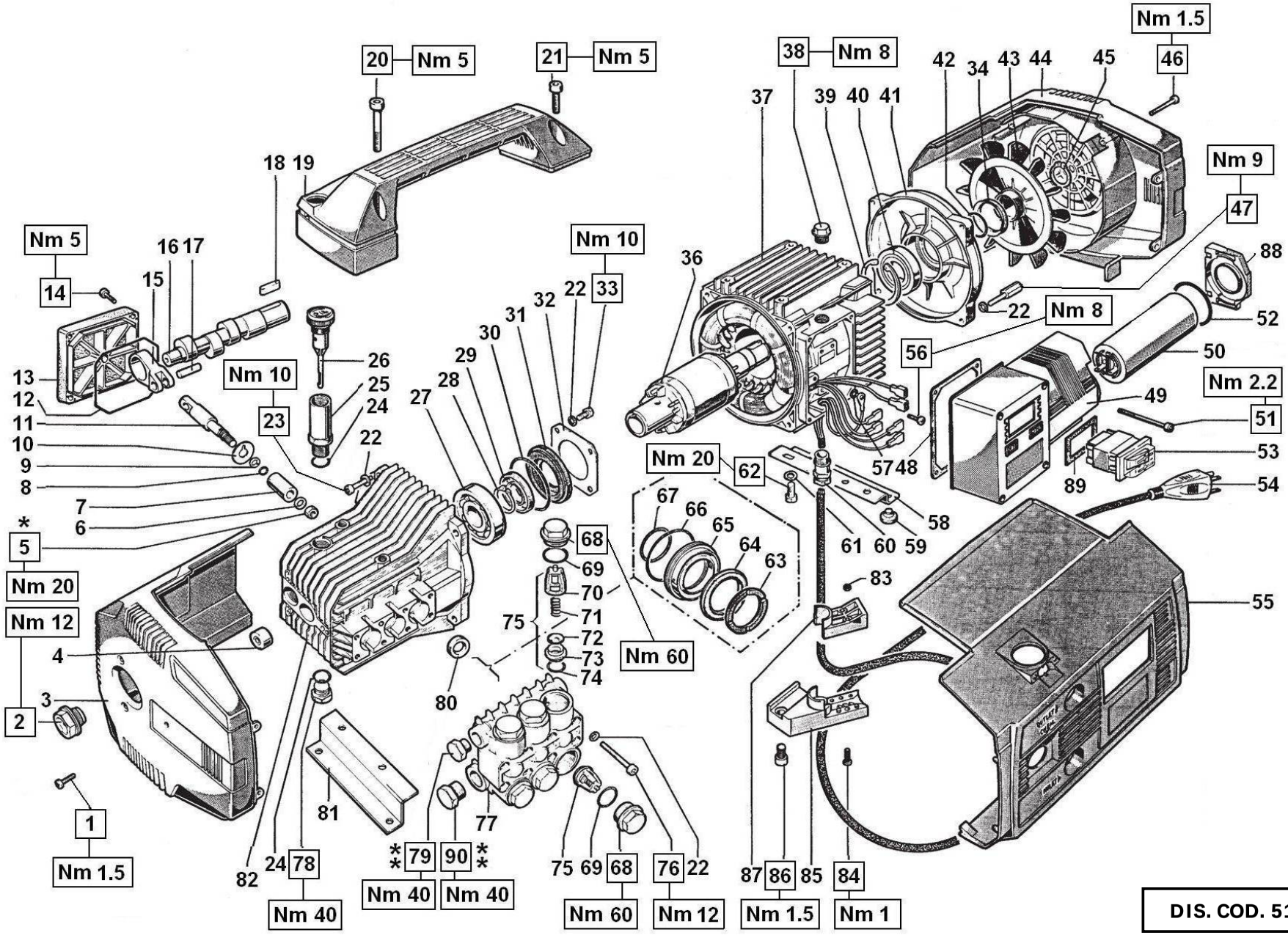

DIS. COD. 51.9551.00

BOXJET TURBO 15 - 19 - 21

POS	COD.	DESCRIZIONE – DESCRIPTION - KIT	NR
1	99.1570.00	Vite M5x16 UNI 7687	3
2	97.5968.00	Spia livello olio G 3/4”	1
3	51.2301.51	Protezione pompa	1
4	91.8014.00	Boccola a rullini	1
5	92.2216.00	Dado M8x13x5	3
6	44.2115.70	Rosetta D. 8 con collare	3
7	51.0400.09	Pistone D. 15x25	3
8	90.3573.00	OR D. 5.28x1.78 NBR SH. 70 2021	3
9	90.5022.00	Anello antiest. D. 6.2x9.0x1.5	3
10	96.7070.00	Rosetta D. 9.0x23.0x0.5	3
11	51.0500.56	Guida pistone	3
12	90.3917.00	OR D. 88.57x2.62 NBR SH. 70 3350	1
13	51.1603.22	Coperchio posteriore carter	1
14	99.1897.00	Vite M6x25 UNI 5931	4
15	51.0300.22	Biella	3
16	51.0200.35 51.0204.35	Albero ecc. C.6 - 15 Albero ecc. C.9.4 - 19 21	1
17	97.7310.00	Spinotto D. 8x24.5	3
18	91.4877.00	Linguetta 8x7x25 UNI 6604	1
19	51.2400.51	Manico	1
20	99.3144.00	Vite M8x50 UNI 5931	2
21	99.3069.00	Vite M8x25 UNI 5931	2
22	96.6938.00	Rosetta D. 6.4.0x10.0x0.7	20
23	991867.00	Vite M6x18 UNI 5931	4
24	90.3833.00	OR D. 13.95x2.62 NRB 3056	2
25	51.2100.51	Prolunga tappo carico olio	1
26	98.2097.00	Tappo carico olio G 3/8”	1
27	91.8328.00	Cuscinetto a sfere	1
28	90.0635.00	Anello d’arresto A25 UNI 7435	1
29	90.1634.00	Anello rad. D. 25.0x42.0x7.0	1

KIT RICAMBI – SPARE KITS

KIT Nr.	KIT 1	KIT 83	KIT 84	KIT 85	KIT 86	KIT 87
Posizioni incluse Positions included	70 - 71 72 - 73 74 (75)	80	68 - 69	63 - 64 65 - 66 67	65 - 66 67	63 - 64 66 - 67
Nr. Pcs.	6	3	6	1	3	3

POS	COD.	DESCRIZIONE – DESCRIPTION - KIT	NR
30	90.4097.00	OR D. 55.56x3.53 NBR SH. 70 159	1
31	50.2115.51	Distanziale	1
32	50.1500.74	Coperchio laterale carter	1
33	99.1807.00	Vite M6x10 UNI 5739	4
34	90.1652.00	Anello V-SEAL	1
36	41.3403.02 41.3407.02	Rotore comp. 1.5CV – Mono. 50Hz Rotore comp. 1.5CV – Mono. 60Hz	1
37	41.3287.02 41.3288.02 41.3286.02	Stat. comp. 1.5CV 100V - Mono. 50Hz Stat. comp. 1.5CV 100V - Mono. 60Hz Stat. comp. 1.5CV 115V - Mono. 60Hz	1
38	98.2093.00	Tappo G 3/8”	1
39	90.0795.00	Anello d’arresto J52 UNI 7437	1
40	91.8323.00	Cuscinetto a sfere	1
41	41.0700.22	Scudo posteriore	1
42	90.3857.00	OR D. 23.81x2.62 NBR SH. 70 132	1
43	41.0300.51	Ventola	1
44	51.2300.51	Protezione motore	1
45	90.0628.00	Anello d’arresto A24 UNI 7435	1
46	99.1658.00	Vite M5x45 UNI 7687	4
47	41.2104.65	Vite fissaggio scudo posteriore	4
48	41.2101.47	Guarnizione copribasetta	1
49	41.2124.51	Coperibasetta	1
50	93.5688.00	Condensatore 80 µF	1
51	99.1705.00	Vite M5x65 UNI 5931	4
52	90.3885.00	OR D. 45.69x2.62 NBR SH. 70 3181	1
53	93.5031.00	Interruttore 10A	1
54	10.6051.01	Cavo con spina	1
55	51.2307.51	Protezione centrale	1
56	99.1515.00	Vite M5x12 UNI 7687	1
57	96.6913.00	Rosetta D. 5.3x9.0x0.6	1

POS	COD.	DESCRIZIONE – DESCRIPTION - KIT	NR
58	51.2003.74	Piedino motore	1
59	98.1924.00	Tappo per foro D. 7	4
60	93.5210.00	Pressacavo G 3/8”x D. 10	1
61	96.7014.00	Rosetta D. 8.4x13.0x0.8	4
62	99.3037.00	Vite M8x16 UNI 5739	4
63	51.1000.51	Anello di testa D. 15 85-87	3
64	90.2618.00	Anello ten. alt. D. 15x25x5/3.1 85-87	3
65	51.0800.70	Anello di fondo D. 15 85-86	3
66	90.3604.00	OR D. 25.12x1.78 NBR SH. 70 2100 85-86-87	3
67	90.3835.00	OR D. 15.08x2.62 NBR SH. 70 119 85-86-87	3
68	98.2218.00	Tappo M24x1.5 84	6
69	90.3847.00	OR D. 20.24x2.62 NBR SH. 70 3081 84	6
70	36.2002.51	Guida valvola 1	6
71	94.7376.00	Molla Dm. 9.4x14.8 1	6
72	36.2001.76	Valvola 1	6
73	36.2003.66	Sede valvola 1	6
74	90.3841.00	OR D. 17.13x2.62 NBR SH. 70 3068 1	6
75	36.7032.01	Gr. valvola aspiraz./mandata 1	6
76	99.1943.00	Vite M6x40 UNI 5931	8
77	51.1200.22 51.1200.41	Testata D. 15 - NICKEL Testata D. 15	1
78	98.2100.50	Tappo G 3/8”x13	1
79	98.2041.00	Tappo G 1/4”x9	1
80	90.1565.00	Anello rad. D. 15.0x24.0x5.0 83	3
81	51.2002.74	Piedino pompa	1
82	51.0103.22	Carter pompa	1
83	92.1926.00	Dado M4 UNI 5588	2
84	99.1306.00	Vite M4x16 UNI 7687	2
85	41.2118.51	Staffa	1
86	99.3039.00	Vite M8x16 UNI 5931	1
87	41.2119.51	Morsetto	1
88	41.2120.51	Coperchio copribasetta	1
89	41.2126.84	Guarnizione interruttore	1
90	98.2100.00	Tappo G 3/8”x13	1

BIG BANG

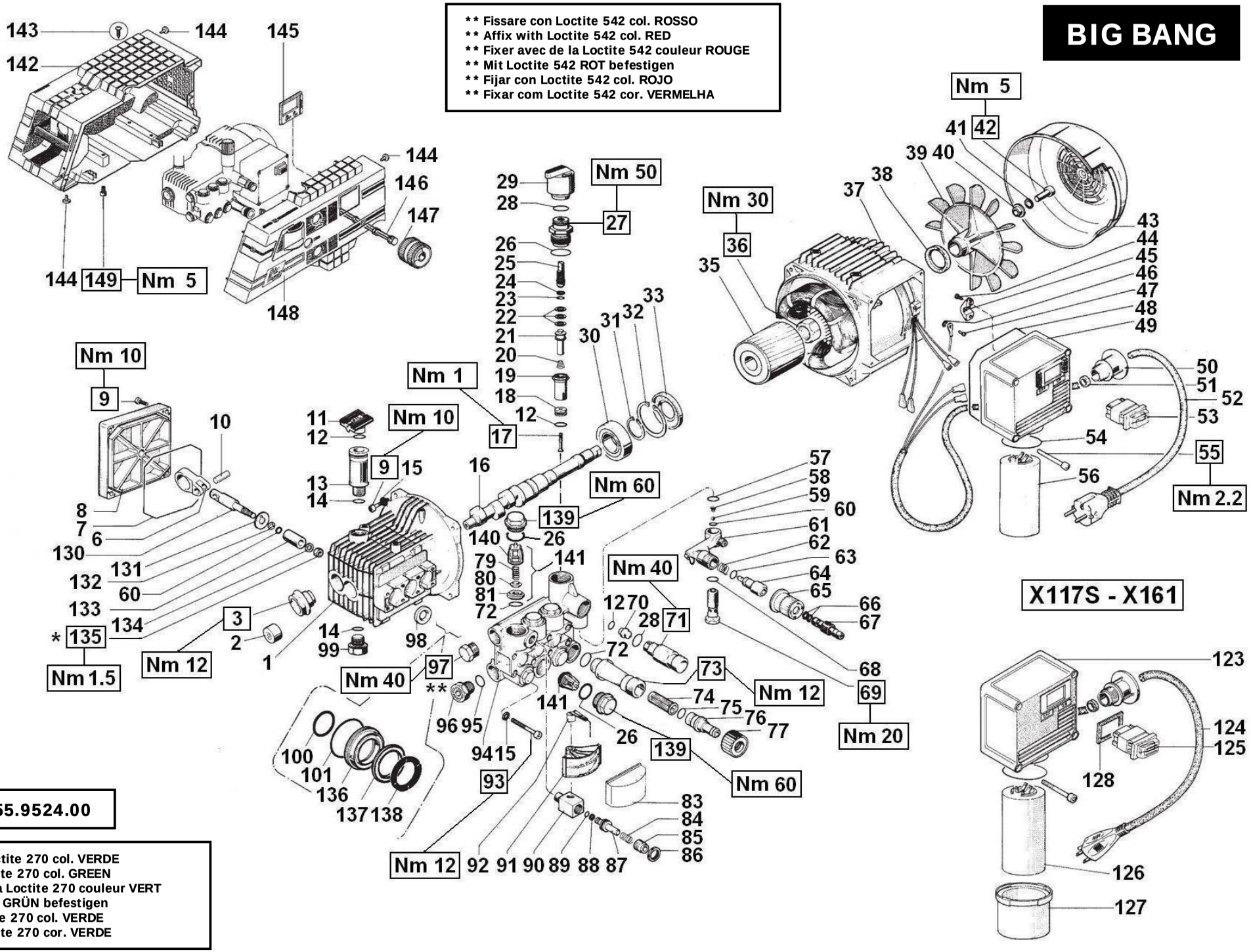
** Fissare con Loctite 542 col. ROSSO
** Affix with Loctite 542 col. RED
** Fixer avec de la Loctite 542 couleur ROUGE
** Mit Loctite 542 ROT befestigen
** Fijar con Loctite 542 col. ROJO
** Fixar com Loctite 542 cor. VERMELHA
X117S - X161
DIS. COD. 55.9524.00
* Fissare con Loctite 270 col. VERDE
* Affix with Loctite 270 col. GREEN
* Fixer avec de la Loctite 270 couleur VERT
* Mit Loctite 270 GRÜN befestigen
* Fijar con Loctite 270 col. VERDE
* Fixar com Loctite 270 cor. VERDE
Nm 5
Nm 50
Nm 30
Nm 10
Nm 1
Nm 60
Nm 40
Nm 12
Nm 1.5
Nm 20
Nm 2.2

BIG BANG X230 BIG BANG F122 BIG BANG X220S
BIG BANG X117S BIG BANG F124 BIG BANG X240S
BIG BANG X161

KIT RICAMBI – SPARE KITS

KIT Nr.	KIT 1	KIT 83	KIT 84	KIT 85	KIT 86	KIT 87	KIT 94	KIT 120
Posizioni incluse Positions included	72 - 79 80 - 81 140 (141)	98	26 - 139	100 - 101 136 - 137 138	100 - 101 136	100 - 101 137 - 138	12 - 28 - 57 58 - 59 - 60 62 - 63 - 66 68	12 - 17 18 - 19 20 - 21 22
Nr. Pcs.	6	3	6	1	3	3	1	1

POS	COD.	DESCRIZIONE – DESCRIPTION - KIT	NR
1	55.0100.22	Carter pompa	1
2	91.8014.00	Boccola a rullini	1
3	97.5968.00	Spia livello olio G 3/4”	1
6	51.0300.22	Biella	3
7	90.3917.00	OR D. 88.57x2.62 NBR SH.70 3350	1
8	55.1600.51	Coperchio posteriore carter	1
9	99.1897.00	Vite M6x25 UNI 5931	8
10	97.7310.00	Spinotto D 8x24.5	3
11	55.2110.51	Tappo carico olio	1
12	90.3822.00	OR D. 9.92x2.62 NBR SH.70 112 94-120	3
13	55.2098.51	Prolunga tappo carico olio	1
14	90.3833.00	OR D. 13.95x2.62 NBR SH.70 3056	2
15	96.6938.00	Rosetta D. 6.4x10.0x0.7	12
16	55.0205.35 55.0200.35 55.0203.35	Albero ecc. C.5.3 - F122 F124 Albero ecc. C.6 - X220S X240S Albero ecc. C.9.4 - X117S X161 X230	1
17	36.3196.66	Valvola 120	1
18	36.3197.66	Sede valvola 120	1
19	36.3195.51	Distanziale p er valvola 120	1
20	94.8220.00	Molla conica Dm. 5.15/8.35x10 120	1
21	36.3194.70	Pistoncino di comando 120	1
22	92.7705.00	Fascia elastica D. 17 120	3
23	90.3577.00	OR D. 7.66x1.78 NBR SH.70 2031	1
24	90.5033.00	Anello antiest. D. 8.0x11.0x1.5	1
25	36.3192.70	Vite di regolazione valvola	1
26	90.3847.00	OR D. 20.24x2.62 NBR SH.70 3081 84	7
27	36.3193.70	Boccola di guida	1
28	90.3832.00	OR D. 13.95x2.62 NBR SH.70 3037 94	2

POS	COD.	DESCRIZIONE – DESCRIPTION - KIT	NR
29	36.3191.51	Pomolo regolazione valvola	1
30	91.8373.00	Cuscinetto a sfere	1
31	90.0667.00	Anello d’arresto A30 UNI 7435	1
32	90.0850.00	Anello d’arresto J62 UNI 7437	1
33	90.1650.00	Anello rad. D. 30.0x62.0x7.0	1
35	40.3360.02 40.3370.02	Rotore 1.4 CV - F122 F124 X220S X240S Rotore 1.4 CV - X117S X161 X230	1
36	92.2660.00	Dado M22 per fissaggio motore	1
37	40.3260.02 40.3261.02 40.3270.02 40.3250.02 40.3271.02	Statore 1.4 CV Mon. 220V - F122 X220S Statore 1.4 CV Mon. 240V - F124 X240S Statore 1.4 CV Mon. 115V - X117S Statore 1.2 CV Mon. 100V - X161 Statore 1.4 CV Mon. 203V - X230	1
38	90.1632.00	Anello di tenuta	1
39	45.0300.51	Ventola motore	1
40	45.2125.70	Piattello ventola	1
41	96.7014.00	Rosetta D. 8.4x13.0x0.8	1
42	99.3059.00	Vite M8x20 UNI 5931	1
43	45.0400.51	Copriventola	1
44	99.1450.00	Vite D. 4.2x16	2
45	45.2119.51	Morsetto cavo elettrico	1
46	96.6913.00	Rosetta D. 5.3x9.0x0.6	1
47	99.1515.00	Vite M5.3x9x0.6	1
48	90.3920.00	OR D. 101.27x2.62 NBR SH.70 3400	1
49	45.2103.51	Copribasetta	1
50	45.2127.51	Pressacavo	1
51	45.2121.47	Gommino per pressacavo	1
52	10.7254.01 10.6087.01 10.6077.01 10.6075.01 10.7186.01	Cavo 5.5 m. - EU - X220S F122 Cavo 5.8 m. - BRA - X230 Cavo 5.8 m. - GB - X240S F124 Cavo 3.0 m. - ARG - X220S Cavo 3.0 m. - AUS - X220S X240S	1

POS	COD.	DESCRIZIONE – DESCRIPTION - KIT	NR
53	93.5042.00	Interruttore	1
54	90.3889.00	OR D. 48.89x2.62 NBR SH.70 3193	1
55	99.1705.00	Vite M5x65 UNI 5931	4
56	93.5632.00	Condensatore 30 µF	1
57	90.3582.00	OR D. 9.25x1.78 NBR SH.70 2037 94	1
58	94.8217.00	Molla conica D. 4.3x7.3x11 94	1
59	97.4782.00	Sfera 7/32” 94	1
60	90.3572.00	OR D. 5.28x1.78 NBR SH.70 2021 94	4
61	36.3181.51	Corpo dosatore	1
62	94.7383.00	Molla Dm. 9.75x10 94	1
63	90.3580.00	OR D. 8.83x1.78 NBR SH.70 108 94	1
64	36.2564.70	Otturatore	1
65	36.2565.51	Pomolo regolazione detersivo	1
66	90.3570.00	OR D. 4.48x1.78 NBR SH.70 2018 94	2
67	36.2566.70	Innesto portagomma	1
68	90.3585.00	OR D. 10.82x1.78 NBR SH.70 2043 94	1
69	36.2563.70	Sede valvola	1
70	10.0437.70 10.0307.51	Ugello 1.6 - F122 F124 Ugello 1.8 - X220S X240S X117S X161 X230	1
71	10.0147.70	Nipplo M22x1.5	1
72	90.3841.00	OR D. 17.13x2.62 NBR SH.70 3068 1	7
73	36.3182.51	Nipplo aspirazione G 3/4”	1
74	92.8925.00	Filtro D. 12x35	1
75	90.3828.00	OR D. 12.37x2.62 NBR SH.70 3050	1
76	36.2569.51	Portagomma aspirazione	1
77	92.9828.00	Ghiera G 3/4”	1
79	94.7376.00	Molla Dm. 9.4x15.0 1	6
80	36.2001.76	Valvola 1	6
81	36.2003.66	Sede valvola 1	6

BIG BANG X230 BIG BANG F122 BIG BANG X220S
BIG BANG X117S BIG BANG F124 BIG BANG X240S
BIG BANG X161

KIT RICAMBI – SPARE KITS

KIT Nr.	KIT 1	KIT 83	KIT 84	KIT 85	KIT 86	KIT 87	KIT 94	KIT 120
Posizioni incluse Positions included	72 - 79 80 - 81 140 (141)	98	26 - 139	100 - 101 136 - 137 138	100 - 101 136	100 - 101 137 - 138	12 - 28 - 57 58 - 59 - 60 62 - 63 - 66 68	12 - 17 18 - 19 20 - 21 22
Nr. Pcs.	6	3	6	1	3	3	1	1

POS	COD.	DESCRIZIONE – DESCRIPTION - KIT	NR
83	10.0415.51	Coperchio manometro	1
84	94.7338.00	Molla Dm. 7.2x18.0	1
85	36.2580.70	Vite di regolazione	1
86	92.2492.00	Dado M14x1x17x3	1
87	36.2589.70	Pistoncino	1
88	90.5004.00	Anello antiest. D. 3.2x6.0x1.5	1
89	90.3567.00	OR D. 2.90x1.78 NBR SH.70 2012	1
90	10.0438.70	Corpo manometro	1
91	10.0439.01	Gr. quadrante	1
92	10.0419.01	Gr. indicatore	1
93	99.1943.00	Vite M6x40 UNI 5931	8
94	55.1201.22	Testata pompa D.15	1
95	90.3591.00	OR D. 14x1.78 NBR SH.70 2056	1
96	98.2090.00	Tappo G 3/8”x13	1
97	98.2100.00	Tappo G 3/8”x13	1
98	90.1565.00	Anello rad. D. 15.0x24.0x5.0 83	3
99	98.2100.50	Tappo G 3/8”x13 TE22 Zinc.	1
100	90.3835.00	OR D. 15.08x2.62 NBR SH.70 119 85-86-87	3
101	90.3604.00	OR D. 25.12x1.78 NBR SH.70 2100 85-86-87	3
123	45.2124.51	Copribasetta autoest.	1
124	10.7187.01	Cavo 2.5 m. - USA - X117S X161	1
125	93.5028.00	Interruttore con protettore termico	1
126	93.5688.00	Condensatore 80 µF	1
127	45.2120.51	Cappellotto prot. condensatore	1
128	41.2126.84	Guarnizione per interruttore	1
130	51.0500.56	Guida per pistone	3
131	96.7070.00	Rosetta D. 9.0x23.0x0.5	3
132	90.5022.00	Anello antiest. D. 6.2x9.0x1.5	3
133	51.0400.09	Pistone D. 15x25	3
134	96.7008.00	Rosetta D. 8.0x13.0x1.0	3

POS	COD.	DESCRIZIONE – DESCRIPTION - KIT	NR
135	92.2216.00	Dado M8x13x15	3
136	51.0800.70	Anello di fondo D. 15 85-86	3
137	90.2618.00	Anello ten. alt. D. 15x25x5/3.1 85-87	3
138	51.1000.51	Anello di testa D. 15 85-87	3
139	98.2218.00	Tappo M24x1.5x11 84	6
140	36.2002.51	Guida valvola 1	6
141	36.7032.01	Gr. valvola aspiraz./mandata 1	6
142	55.2308.01	Carenatura fissa completa di manico	1
143	99.1474.00	Vite D. 4.8x13.0	1
144	98.1924.00	Tappo D. 7	3
145	55.2353.51	Piastrina per interruttore	1
146	55.2410.51	Assale	1
147	55.2413.01	Ruota completa	2
148	55.2307.51	Carenatura mobile	1
149	99.3039.00	Vite M8x16 UNI 5931	4

INTERPUMP GROUP

FORMULA

* Fissare con Loctite 270 col. VERDE
* Affix with Loctite 270 col. GREEN
* Fixer avec de la Loctite 270 couleur VERT
* Mit Loctite 270 GRÜN befestigen
* Fijar con Loctite 270 col. VERDE
* Fixar com Loctite 270 cor. VERDE

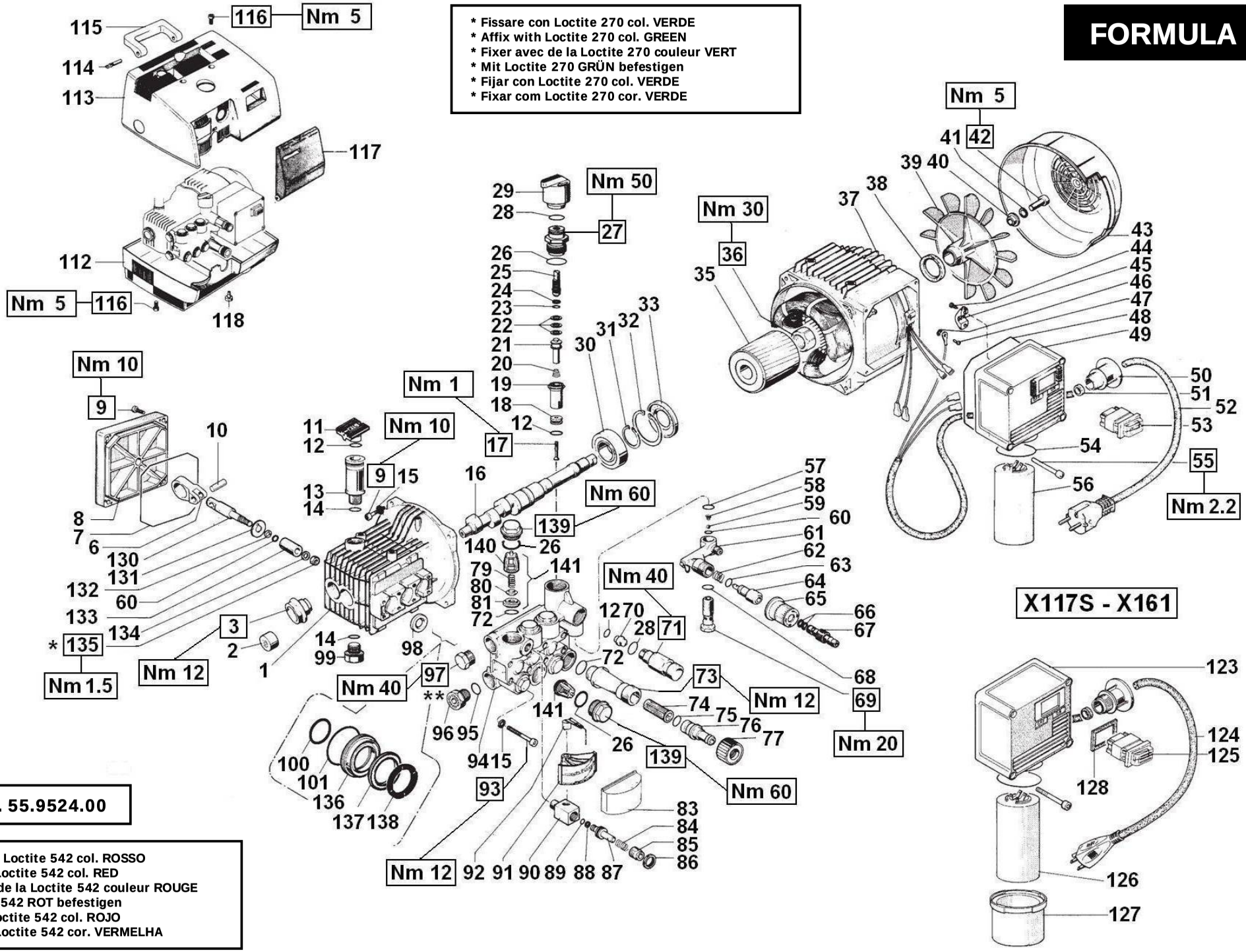

DIS. COD. 55.9524.00

** Fissare con Loctite 542 col. ROSSO
** Affix with Loctite 542 col. RED
** Fixer avec de la Loctite 542 couleur ROUGE
** Mit Loctite 542 ROT befestigen
** Fijar con Loctite 542 col. ROJO
** Fixar com Loctite 542 cor. VERMELHA

FORMULA X230 FORMULA F122 FORMULA X220S
FORMULA X117S FORMULA F124 FORMULA X240S
FORMULA X161

KIT RICAMBI – SPARE KITS

KIT Nr.	KIT 1	KIT 83	KIT 84	KIT 85	KIT 86	KIT 87	KIT 94	KIT 120
Posizioni incluse Positions included	72 - 79 80 - 81 140 (141)	98	26 - 139	100 - 101 136 - 137 138	100 - 101 136	100 - 101 137 - 138	12 - 28 - 57 58 - 59 - 60 62 - 63 - 66 68	12 - 17 18 - 19 20 - 21 22
Nr. Pcs.	6	3	6	1	3	3	1	1

POS	COD.	DESCRIZIONE – DESCRIPTION - KIT	NR
1	55.0100.22	Carter pompa	1
2	91.8014.00	Boccola a rullini	1
3	97.5968.00	Spia livello olio G 3/4”	1
6	51.0300.22	Biella	3
7	90.3917.00	OR D. 88.57x2.62 NBR SH.70 3350	1
8	55.1600.51	Coperchio posteriore carter	1
9	99.1897.00	Vite M6x25 UNI 5931	8
10	97.7310.00	Spinotto D 8x24.5	3
11	55.2110.51	Tappo carico olio	1
12	90.3822.00	OR D. 9.92x2.62 NBR SH.70 112 94-120	3
13	55.2098.51	Prolunga tappo carico olio	1
14	90.3833.00	OR D. 13.95x2.62 NBR SH.70 3056	2
15	96.6938.00	Rosetta D. 6.4x10.0x0.7	12
16	55.0205.35 55.0200.35 55.0203.35	Albero ecc. C.5.3 - F122 F124 Albero ecc. C.6 - X220S X240S Albero ecc. C.9.4 - X117S X161 X230	1
17	36.3196.66	Valvola 120	1
18	36.3197.66	Sede valvola 120	1
19	36.3195.51	Distanziale p er valvola 120	1
20	94.8220.00	Molla conica Dm. 5.15/8.35x10 120	1
21	36.3194.70	Pistoncino di comando 120	1
22	92.7705.00	Fascia elastica D. 17 120	3
23	90.3577.00	OR D. 7.66x1.78 NBR SH.70 2031	1
24	90.5033.00	Anello antiest. D. 8.0x11.0x1.5	1
25	36.3192.70	Vite di regolazione valvola	1
26	90.3847.00	OR D. 20.24x2.62 NBR SH.70 3081 84	7
27	36.3193.70	Boccola di guida	1
28	90.3832.00	OR D. 13.95x2.62 NBR SH.70 3037 94	2

POS	COD.	DESCRIZIONE – DESCRIPTION - KIT	NR
29	36.3191.51	Pomolo regolazione valvola	1
30	91.8373.00	Cuscinetto a sfere	1
31	90.0667.00	Anello d’arresto A30 UNI 7435	1
32	90.0850.00	Anello d’arresto J62 UNI 7437	1
33	90.1650.00	Anello rad. D. 30.0x62.0x7.0	1
35	40.3360.02 40.3370.02	Rotore 1.4 CV - F122 F124 X220S X240S Rotore 1.4 CV - X117S X161 X230	1
36	92.2660.00	Dado M22 per fissaggio motore	1
37	40.3260.02 40.3261.02 40.3270.02 40.3250.02 40.3271.02	Statore 1.4 CV Mon. 220V - F122 X220S Statore 1.4 CV Mon. 240V - F124 X240S Statore 1.4 CV Mon. 115V - X117S Statore 1.2 CV Mon. 100V - X161 Statore 1.4 CV Mon. 203V - X230	1
38	90.1632.00	Anello di tenuta	1
39	45.0300.51	Ventola motore	1
40	45.2125.70	Piattello ventola	1
41	96.7014.00	Rosetta D. 8.4x13.0x0.8	1
42	99.3059.00	Vite M8x20 UNI 5931	1
43	45.0400.51	Copriventola	1
44	99.1450.00	Vite D. 4.2x16	2
45	45.2119.51	Morsetto cavo elettrico	1
46	96.6913.00	Rosetta D. 5.3x9.0x0.6	1
47	99.1515.00	Vite M5.3x9x0.6	1
48	90.3920.00	OR D. 101.27x2.62 NBR SH.70 3400	1
49	45.2103.51	Copribasetta	1
50	45.2127.51	Pressacavo	1
51	45.2121.47	Gommino per pressacavo	1
52	10.7254.01 10.6087.01 10.6077.01 10.6075.01 10.7186.01	Cavo 5.5 m. - EU - X220S F122 Cavo 5.8 m. - BRA - X230 Cavo 5.8 m. - GB - X240S F124 Cavo 3.0 m. - ARG - X220S Cavo 3.0 m. - AUS - X220S X240S	1

POS	COD.	DESCRIZIONE – DESCRIPTION - KIT	NR
53	93.5042.00	Interruttore	1
54	90.3889.00	OR D. 48.89x2.62 NBR SH.70 3193	1
55	99.1705.00	Vite M5x65 UNI 5931	4
56	93.5632.00	Condensatore 30 µF	1
57	90.3582.00	OR D. 9.25x1.78 NBR SH.70 2037 94	1
58	94.8217.00	Molla conica D. 4.3x7.3x11 94	1
59	97.4782.00	Sfera 7/32” 94	1
60	90.3572.00	OR D. 5.28x1.78 NBR SH.70 2021 94	4
61	36.3181.51	Corpo dosatore	1
62	94.7383.00	Molla Dm. 9.75x10 94	1
63	90.3580.00	OR D. 8.83x1.78 NBR SH.70 108 94	1
64	36.2564.70	Otturatore	1
65	36.2565.51	Pomolo regolazione detersivo	1
66	90.3570.00	OR D. 4.48x1.78 NBR SH.70 2018 94	2
67	36.2566.70	Innesto portagomma	1
68	90.3585.00	OR D. 10.82x1.78 NBR SH.70 2043 94	1
69	36.2563.70	Sede valvola	1
70	10.0437.70 10.0307.51	Ugello 1.6 - F122 F124 Ugello 1.8 - X220S X240S X117S X161 X230	1
71	10.0147.70	Nipplo M22x1.5	1
72	90.3841.00	OR D. 17.13x2.62 NBR SH.70 3068 1	7
73	36.3182.51	Nipplo aspirazione G 3/4”	1
74	92.8925.00	Filtro D. 12x35	1
75	90.3828.00	OR D. 12.37x2.62 NBR SH.70 3050	1
76	36.2569.51	Portagomma aspirazione	1
77	92.9828.00	Ghiera G 3/4”	1
79	94.7376.00	Molla Dm. 9.4x15.0 1	6
80	36.2001.76	Valvola 1	6
81	36.2003.66	Sede valvola 1	6

FORMULA X230 FORMULA F122 FORMULA X220S
FORMULA X117S FORMULA F124 FORMULA X240S
FORMULA X161

KIT RICAMBI – SPARE KITS

KIT Nr.	KIT 1	KIT 83	KIT 84	KIT 85	KIT 86	KIT 87	KIT 94	KIT 120
Posizioni incluse Positions included	72 - 79 80 - 81 140 (141)	98	26 - 139	100 - 101 136 - 137 138	100 - 101 136	100 - 101 137 - 138	12 - 28 - 57 58 - 59 - 60 62 - 63 - 66 68	12 - 17 18 - 19 20 - 21 22
Nr. Pcs.	6	3	6	1	3	3	1	1

POS	COD.	DESCRIZIONE – DESCRIPTION - KIT	NR
83	10.0415.51	Coperchio manometro	1
84	94.7338.00	Molla Dm. 7.2x18.0	1
85	36.2580.70	Vite di regolazione	1
86	92.2492.00	Dado M14x1x17x3	1
87	36.2589.70	Pistoncino	1
88	90.5004.00	Anello antiest. D. 3.2x6.0x1.5	1
89	90.3567.00	OR D. 2.90x1.78 NBR SH.70 2012	1
90	10.0438.70	Corpo manometro	1
91	10.0439.01	Gr. quadrante	1
92	10.0419.01	Gr. indicatore	1
93	99.1943.00	Vite M6x40 UNI 5931	8
94	55.1201.22	Testata pompa D.15	1
95	90.3591.00	OR D. 14x1.78 NBR SH.70 2056	1
96	98.2090.00	Tappo G 3/8”x13	1
97	98.2100.00	Tappo G 3/8”x13	1
98	90.1565.00	Anello rad. D. 15.0x24.0x5.0 83	3
99	98.2100.50	Tappo G 3/8”x13 TE22 Zinc.	1
100	90.3835.00	OR D. 15.08x2.62 NBR SH.70 119 85-86-87	3
101	90.3604.00	OR D. 25.12x1.78 NBR SH.70 2100 85-86-87	3
112	55.2312.51	Carenatura inferiore	1
113	55.2313.51	Carenatura superiore	1
114	55.2404.51	Perno per maniglia	1
115	55.2418.51	Maniglia	1
116	99.3039.00	Vite M8x16 UNI 5931	8
117	55.2419.51	Coperchio carenatura	1
118	98.1924.00	Tappo D. 7	3
123	45.2124.51	Copribasetta autoest.	1
124	10.7187.01	Cavo 2.5 m. - USA - X117S X161	1
125	93.5028.00	Interruttore con protettore termico	1

POS	COD.	DESCRIZIONE – DESCRIPTION - KIT	NR
126	93.5688.00	Condensatore 80 µF	1
127	45.2120.51	Cappellotto prot. condensatore	1
128	41.2126.84	Guarnizione per interruttore	1
130	51.0500.56	Guida per pistone	3
131	96.7070.00	Rosetta D. 9.0x23.0x0.5	3
132	90.5022.00	Anello antiest. D. 6.2x9.0x1.5	3
133	51.0400.09	Pistone D. 15x25	3
134	96.7008.00	Rosetta D. 8.0x13.0x1.0	3
135	92.2216.00	Dado M8x13x15	3
136	51.0800.70	Anello di fondo D. 15 85-86	3
137	90.2618.00	Anello ten. alt. D. 15x25x5/3.1 85-87	3
138	51.1000.51	Anello di testa D. 15 85-87	3
139	98.2218.00	Tappo M24x1.5x11 84	6
140	36.2002.51	Guida valvola 1	6
141	36.7032.01	Gr. valvola aspiraz./mandata 1	6

INTERPUMP GROUP

GONG

* Fissare con Loctite 270 col. VERDE
* Affix with Loctite 270 col. GREEN
* Fixer avec de la Loctite 270 couleur VERT
* Mit Loctite 270 GRÜN befestigen
* Fijar con Loctite 270 col. VERDE
* Fixar com Loctite 270 cor. VERDE

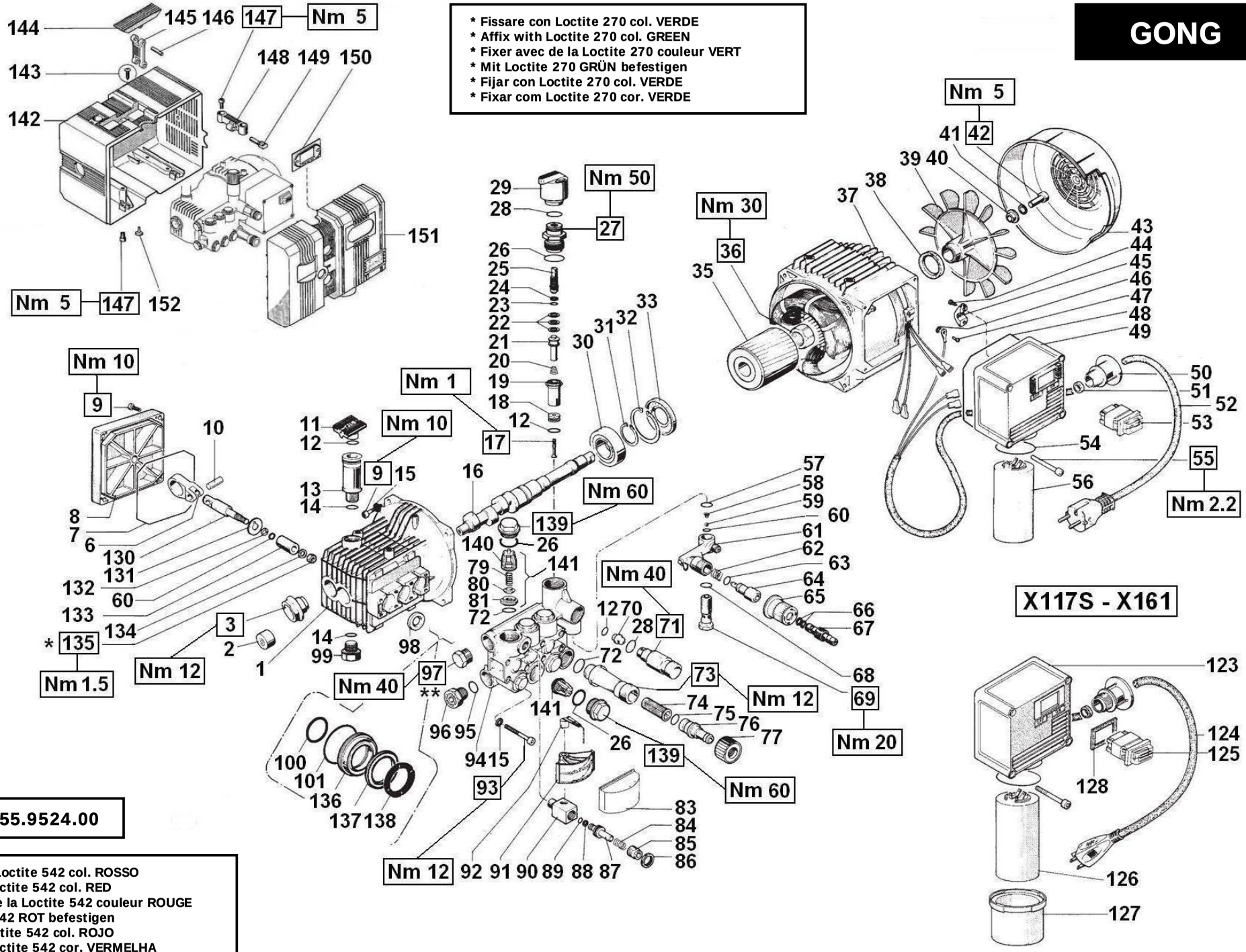

DIS. COD. 55.9524.00

** Fissare con Loctite 542 col. ROSSO
** Affix with Loctite 542 col. RED
** Fixer avec de la Loctite 542 couleur ROUGE
** Mit Loctite 542 ROT befestigen
** Fijar con Loctite 542 col. ROJO
** Fixar com Loctite 542 cor. VERMELHA

GONG X230 GONG F122 GONG X220S
GONG X117S GONG F124 GONG X240S
GONG X161

KIT RICAMBI – SPARE KITS

KIT Nr.	KIT 1	KIT 83	KIT 84	KIT 85	KIT 86	KIT 87	KIT 94	KIT 120
Posizioni incluse Positions included	72 - 79 80 - 81 140 (141)	98	26 - 139	100 - 101 136 - 137 138	100 - 101 136	100 - 101 137 - 138	12 - 28 - 57 58 - 59 - 60 62 - 63 - 66 68	12 - 17 18 - 19 20 - 21 22
Nr. Pcs.	6	3	6	1	3	3	1	1

POS	COD.	DESCRIZIONE – DESCRIPTION - KIT	NR
1	55.0100.22	Carter pompa	1
2	91.8014.00	Boccola a rullini	1
3	97.5968.00	Spia livello olio G 3/4”	1
6	51.0300.22	Biella	3
7	90.3917.00	OR D. 88.57x2.62 NBR SH.70 3350	1
8	55.1600.51	Coperchio posteriore carter	1
9	99.1897.00	Vite M6x25 UNI 5931	8
10	97.7310.00	Spinotto D 8x24.5	3
11	55.2110.51	Tappo carico olio	1
12	90.3822.00	OR D. 9.92x2.62 NBR SH.70 112 94-120	3
13	55.2098.51	Prolunga tappo carico olio	1
14	90.3833.00	OR D. 13.95x2.62 NBR SH.70 3056	2
15	96.6938.00	Rosetta D. 6.4x10.0x0.7	12
16	55.0205.35 55.0200.35 55.0203.35	Albero ecc. C.5.3 - F122 F124 Albero ecc. C.6 - X220S X240S Albero ecc. C.9.4 - X117S X161 X230	1
17	36.3196.66	Valvola 120	1
18	36.3197.66	Sede valvola 120	1
19	36.3195.51	Distanziale p er valvola 120	1
20	94.8220.00	Molla conica Dm. 5.15/8.35x10 120	1
21	36.3194.70	Pistoncino di comando 120	1
22	92.7705.00	Fascia elastica D. 17 120	3
23	90.3577.00	OR D. 7.66x1.78 NBR SH.70 2031	1
24	90.5033.00	Anello antiest. D. 8.0x11.0x1.5	1
25	36.3192.70	Vite di regolazione valvola	1
26	90.3847.00	OR D. 20.24x2.62 NBR SH.70 3081 84	7
27	36.3193.70	Boccola di guida	1
28	90.3832.00	OR D. 13.95x2.62 NBR SH.70 3037 94	2

POS	COD.	DESCRIZIONE – DESCRIPTION - KIT	NR
29	36.3191.51	Pomolo regolazione valvola	1
30	91.8373.00	Cuscinetto a sfere	1
31	90.0667.00	Anello d’arresto A30 UNI 7435	1
32	90.0850.00	Anello d’arresto J62 UNI 7437	1
33	90.1650.00	Anello rad. D. 30.0x62.0x7.0	1
35	40.3360.02 40.3370.02	Rotore 1.4 CV - F122 F124 X220S X240S Rotore 1.4 CV - X117S X161 X230	1
36	92.2660.00	Dado M22 per fissaggio motore	1
37	40.3260.02 40.3261.02 40.3270.02 40.3250.02 40.3271.02	Statore 1.4 CV Mon. 220V - F122 X220S Statore 1.4 CV Mon. 240V - F124 X240S Statore 1.4 CV Mon. 115V - X117S Statore 1.2 CV Mon. 100V - X161 Statore 1.4 CV Mon. 203V - X230	1
38	90.1632.00	Anello di tenuta	1
39	45.0300.51	Ventola motore	1
40	45.2125.70	Piattello ventola	1
41	96.7014.00	Rosetta D. 8.4x13.0x0.8	1
42	99.3059.00	Vite M8x20 UNI 5931	1
43	45.0400.51	Copriventola	1
44	99.1450.00	Vite D. 4.2x16	2
45	45.2119.51	Morsetto cavo elettrico	1
46	96.6913.00	Rosetta D. 5.3x9.0x0.6	1
47	99.1515.00	Vite M5.3x9x0.6	1
48	90.3920.00	OR D. 101.27x2.62 NBR SH.70 3400	1
49	45.2103.51	Copribasetta	1
50	45.2127.51	Pressacavo	1
51	45.2121.47	Gommino per pressacavo	1
52	10.7254.01 10.6087.01 10.6077.01 10.6075.01 10.7186.01	Cavo 5.5 m. - EU - X220S F122 Cavo 5.8 m. - BRA - X230 Cavo 5.8 m. - GB - X240S F124 Cavo 3.0 m. - ARG - X220S Cavo 3.0 m. - AUS - X220S X240S	1

POS	COD.	DESCRIZIONE – DESCRIPTION - KIT	NR
53	93.5042.00	Interruttore	1
54	90.3889.00	OR D. 48.89x2.62 NBR SH.70 3193	1
55	99.1705.00	Vite M5x65 UNI 5931	4
56	93.5632.00	Condensatore 30 µF	1
57	90.3582.00	OR D. 9.25x1.78 NBR SH.70 2037 94	1
58	94.8217.00	Molla conica D. 4.3x7.3x11 94	1
59	97.4782.00	Sfera 7/32” 94	1
60	90.3572.00	OR D. 5.28x1.78 NBR SH.70 2021 94	4
61	36.3181.51	Corpo dosatore	1
62	94.7383.00	Molla Dm. 9.75x10 94	1
63	90.3580.00	OR D. 8.83x1.78 NBR SH.70 108 94	1
64	36.2564.70	Otturatore	1
65	36.2565.51	Pomolo regolazione detersivo	1
66	90.3570.00	OR D. 4.48x1.78 NBR SH.70 2018 94	2
67	36.2566.70	Innesto portagomma	1
68	90.3585.00	OR D. 10.82x1.78 NBR SH.70 2043 94	1
69	36.2563.70	Sede valvola	1
70	10.0437.70 10.0307.51	Ugello 1.6 - F122 F124 Ugello 1.8 - X220S X240S X117S X161 X230	1
71	10.0147.70	Nipplo M22x1.5	1
72	90.3841.00	OR D. 17.13x2.62 NBR SH.70 3068 1	7
73	36.3182.51	Nipplo aspirazione G 3/4”	1
74	92.8925.00	Filtro D. 12x35	1
75	90.3828.00	OR D. 12.37x2.62 NBR SH.70 3050	1
76	36.2569.51	Portagomma aspirazione	1
77	92.9828.00	Ghiera G 3/4”	1
79	94.7376.00	Molla Dm. 9.4x15.0 1	6
80	36.2001.76	Valvola 1	6
81	36.2003.66	Sede valvola 1	6

GONG X230 GONG F122 GONG X220S
GONG X117S GONG F124 GONG X240S
GONG X161

KIT RICAMBI – SPARE KITS

KIT Nr.	KIT 1	KIT 83	KIT 84	KIT 85	KIT 86	KIT 87	KIT 94	KIT 120
Posizioni incluse Positions included	72 - 79 80 - 81 140 (141)	98	26 - 139	100 - 101 136 - 137 138	100 - 101 136	100 - 101 137 - 138	12 - 28 - 57 58 - 59 - 60 62 - 63 - 66 68	12 - 17 18 - 19 20 - 21 22
Nr. Pcs.	6	3	6	1	3	3	1	1

POS	COD.	DESCRIZIONE – DESCRIPTION - KIT	NR
83	10.0415.51	Coperchio manometro	1
84	94.7338.00	Molla Dm. 7.2x18.0	1
85	36.2580.70	Vite di regolazione	1
86	92.2492.00	Dado M14x1x17x3	1
87	36.2589.70	Pistoncino	1
88	90.5004.00	Anello antiest. D. 3.2x6.0x1.5	1
89	90.3567.00	OR D. 2.90x1.78 NBR SH.70 2012	1
90	10.0438.70	Corpo manometro	1
91	10.0439.01	Gr. quadrante	1
92	10.0419.01	Gr. indicatore	1
93	99.1943.00	Vite M6x40 UNI 5931	8
94	55.1201.22	Testata pompa D.15	1
95	90.3591.00	OR D. 14x1.78 NBR SH.70 2056	1
96	98.2090.00	Tappo G 3/8”x13	1
97	98.2100.00	Tappo G 3/8”x13	1
98	90.1565.00	Anello rad. D. 15.0x24.0x5.0 83	3
99	98.2100.50	Tappo G 3/8”x13 TE22 Zinc.	1
100	90.3835.00	OR D. 15.08x2.62 NBR SH.70 119 85-86-87	3
101	90.3604.00	OR D. 25.12x1.78 NBR SH.70 2100 85-86-87	3
123	45.2124.51	Copribasetta autoest.	1
124	10.7187.01	Cavo 2.5 m. - USA - X117S X161	1
125	93.5028.00	Interruttore con protettore termico	1
126	93.5688.00	Condensatore 80 µF	1
127	45.2120.51	Cappellotto prot. condensatore	1
128	41.2126.84	Guarnizione per interruttore	1
130	51.0500.56	Guida per pistone	3
131	96.7070.00	Rosetta D. 9.0x23.0x0.5	3
132	90.5022.00	Anello antiest. D. 6.2x9.0x1.5	3
133	51.0400.09	Pistone D. 15x25	3

POS	COD.	DESCRIZIONE – DESCRIPTION - KIT	NR
134	96.7008.00	Rosetta D. 8.0x13.0x1.0	3
135	92.2216.00	Dado M8x13x15	3
136	51.0800.70	Anello di fondo D. 15 85-86	3
137	90.2618.00	Anello ten. alt. D. 15x25x5/3.1 85-87	3
138	51.1000.51	Anello di testa D. 15 85-87	3
139	98.2218.00	Tappo M24x1.5x11 84	6
140	36.2002.51	Guida valvola 1	6
141	36.7032.01	Gr. valvola aspiraz./mandata 1	6
142	55.2300.51	Carenatura fissa	1
143	99.1474.00	Vite D .4.8x13 7049	1
144	55.2400.51	Maniglia	1
145	55.2401.51	Braccio per maniglia	1
146	97.6200.00	Spina per maniglia D. 8.5x34.0	1
147	99.3039.00	Vite M8x16 5931	6
148	55.2402.51	Staffa per maniglia	1
149	55.2404.51	Perno per maniglia	1
150	55.2350.51	Piastrina interruttore	1
151	55.2301.51	Carenatura mobile	1
152	98.1924.00	Tappo per foro D. 7	4

INTERPUMP GROUP

FLASH

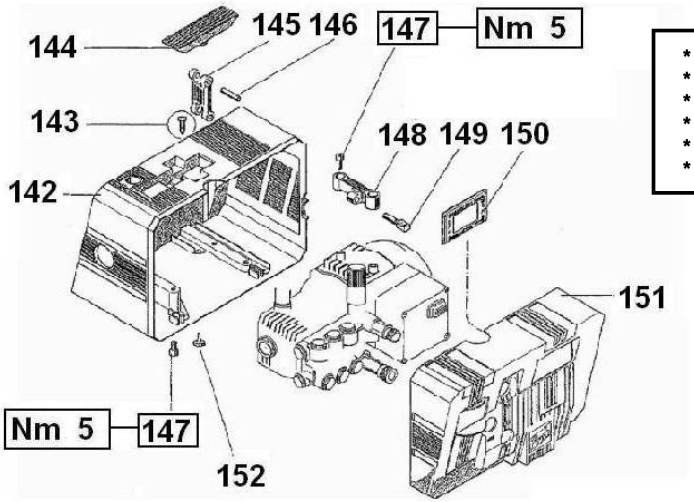

* Fissare con Loctite 270 col. VERDE
* Affix with Loctite 270 col. GREEN
* Fixer avec de la Loctite 270 couleur VERT
* Mit Loctite 270 GRÜN befestigen
* Fijar con Loctite 270 col. VERDE
* Fixar com Loctite 270 cor. VERDE

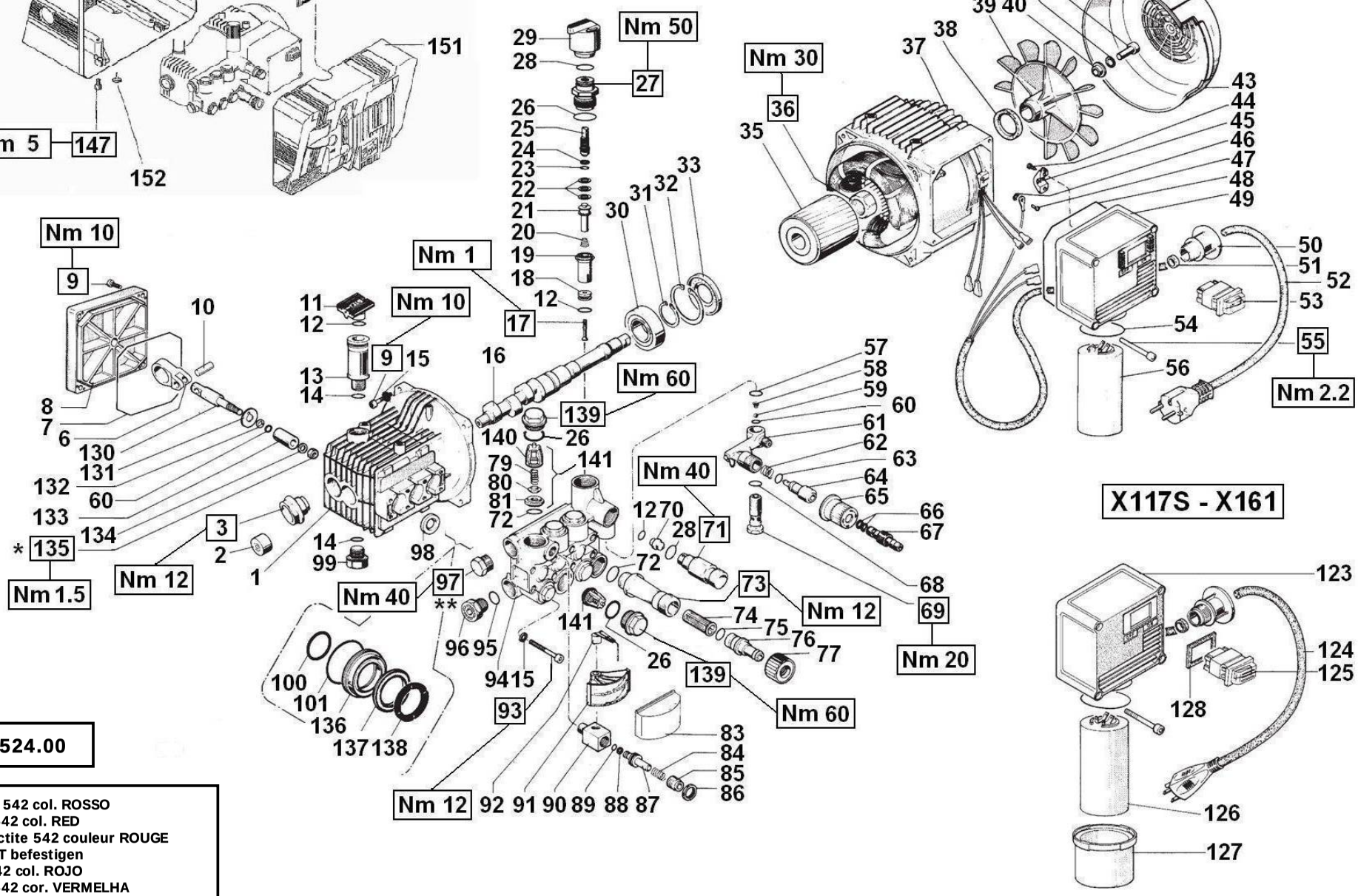

DIS. COD. 55.9524.00

** Fissare con Loctite 542 col. ROSSO
** Affix with Loctite 542 col. RED
** Fixer avec de la Loctite 542 couleur ROUGE
** Mit Loctite 542 ROT befestigen
** Fijar con Loctite 542 col. ROJO
** Fixar com Loctite 542 cor. VERMELHA

FLASH X230 FLASH F122 FLASH X220S
FLASH X117S FLASH F124 FLASH X240S
FLASH X161

KIT RICAMBI – SPARE KITS

KIT Nr.	KIT 1	KIT 83	KIT 84	KIT 85	KIT 86	KIT 87	KIT 94	KIT 120
Posizioni incluse Positions included	72 - 79 80 - 81 140 (141)	98	26 - 139	100 - 101 136 - 137 138	100 - 101 136	100 - 101 137 - 138	12 - 28 - 57 58 - 59 - 60 62 - 63 - 66 68	12 - 17 18 - 19 20 - 21 22
Nr. Pcs.	6	3	6	1	3	3	1	1

POS	COD.	DESCRIZIONE – DESCRIPTION - KIT	NR
1	55.0100.22	Carter pompa	1
2	91.8014.00	Boccola a rullini	1
3	97.5968.00	Spia livello olio G 3/4”	1
6	51.0300.22	Biella	3
7	90.3917.00	OR D. 88.57x2.62 NBR SH.70 3350	1
8	55.1600.51	Coperchio posteriore carter	1
9	99.1897.00	Vite M6x25 UNI 5931	8
10	97.7310.00	Spinotto D 8x24.5	3
11	55.2110.51	Tappo carico olio	1
12	90.3822.00	OR D. 9.92x2.62 NBR SH.70 112 94-120	3
13	55.2098.51	Prolunga tappo carico olio	1
14	90.3833.00	OR D. 13.95x2.62 NBR SH.70 3056	2
15	96.6938.00	Rosetta D. 6.4x10.0x0.7	12
16	55.0205.35 55.0200.35 55.0203.35	Albero ecc. C.5.3 - F122 F124 Albero ecc. C.6 - X220S X240S Albero ecc. C.9.4 - X117S X161 X230	1
17	36.3196.66	Valvola 120	1
18	36.3197.66	Sede valvola 120	1
19	36.3195.51	Distanziale p er valvola 120	1
20	94.8220.00	Molla conica Dm. 5.15/8.35x10 120	1
21	36.3194.70	Pistoncino di comando 120	1
22	92.7705.00	Fascia elastica D. 17 120	3
23	90.3577.00	OR D. 7.66x1.78 NBR SH.70 2031	1
24	90.5033.00	Anello antiest. D. 8.0x11.0x1.5	1
25	36.3192.70	Vite di regolazione valvola	1
26	90.3847.00	OR D. 20.24x2.62 NBR SH.70 3081 84	7
27	36.3193.70	Boccola di guida	1
28	90.3832.00	OR D. 13.95x2.62 NBR SH.70 3037 94	2

POS	COD.	DESCRIZIONE – DESCRIPTION - KIT	NR
29	36.3191.51	Pomolo regolazione valvola	1
30	91.8373.00	Cuscinetto a sfere	1
31	90.0667.00	Anello d’arresto A30 UNI 7435	1
32	90.0850.00	Anello d’arresto J62 UNI 7437	1
33	90.1650.00	Anello rad. D. 30.0x62.0x7.0	1
35	40.3360.02 40.3370.02	Rotore 1.4 CV - F122 F124 X220S X240S Rotore 1.4 CV - X117S X161 X230	1
36	92.2660.00	Dado M22 per fissaggio motore	1
37	40.3260.02 40.3261.02 40.3270.02 40.3250.02 40.3271.02	Statore 1.4 CV Mon. 220V - F122 X220S Statore 1.4 CV Mon. 240V - F124 X240S Statore 1.4 CV Mon. 115V - X117S Statore 1.2 CV Mon. 100V - X161 Statore 1.4 CV Mon. 203V - X230	1
38	90.1632.00	Anello di tenuta	1
39	45.0300.51	Ventola motore	1
40	45.2125.70	Piattello ventola	1
41	96.7014.00	Rosetta D. 8.4x13.0x0.8	1
42	99.3059.00	Vite M8x20 UNI 5931	1
43	45.0400.51	Copriventola	1
44	99.1450.00	Vite D. 4.2x16	2
45	45.2119.51	Morsetto cavo elettrico	1
46	96.6913.00	Rosetta D. 5.3x9.0x0.6	1
47	99.1515.00	Vite M5.3x9x0.6	1
48	90.3920.00	OR D. 101.27x2.62 NBR SH.70 3400	1
49	45.2103.51	Copribasetta	1
50	45.2127.51	Pressacavo	1
51	45.2121.47	Gommino per pressacavo	1
52	10.7254.01 10.6087.01 10.6077.01 10.6075.01 10.7186.01	Cavo 5.5 m. - EU - X220S F122 Cavo 5.8 m. - BRA - X230 Cavo 5.8 m. - GB - X240S F124 Cavo 3.0 m. - ARG - X220S Cavo 3.0 m. - AUS - X220S X240S	1

POS	COD.	DESCRIZIONE – DESCRIPTION - KIT	NR
53	93.5042.00	Interruttore	1
54	90.3889.00	OR D. 48.89x2.62 NBR SH.70 3193	1
55	99.1705.00	Vite M5x65 UNI 5931	4
56	93.5632.00	Condensatore 30 µF	1
57	90.3582.00	OR D. 9.25x1.78 NBR SH.70 2037 94	1
58	94.8217.00	Molla conica D. 4.3x7.3x11 94	1
59	97.4782.00	Sfera 7/32” 94	1
60	90.3572.00	OR D. 5.28x1.78 NBR SH.70 2021 94	4
61	36.3181.51	Corpo dosatore	1
62	94.7383.00	Molla Dm. 9.75x10 94	1
63	90.3580.00	OR D. 8.83x1.78 NBR SH.70 108 94	1
64	36.2564.70	Otturatore	1
65	36.2565.51	Pomolo regolazione detersivo	1
66	90.3570.00	OR D. 4.48x1.78 NBR SH.70 2018 94	2
67	36.2566.70	Innesto portagomma	1
68	90.3585.00	OR D. 10.82x1.78 NBR SH.70 2043 94	1
69	36.2563.70	Sede valvola	1
70	10.0437.70 10.0307.51	Ugello 1.6 - F122 F124 Ugello 1.8 - X220S X240S X117S X161 X230	1
71	10.0147.70	Nipplo M22x1.5	1
72	90.3841.00	OR D. 17.13x2.62 NBR SH.70 3068 1	7
73	36.3182.51	Nipplo aspirazione G 3/4”	1
74	92.8925.00	Filtro D. 12x35	1
75	90.3828.00	OR D. 12.37x2.62 NBR SH.70 3050	1
76	36.2569.51	Portagomma aspirazione	1
77	92.9828.00	Ghiera G 3/4”	1
79	94.7376.00	Molla Dm. 9.4x15.0 1	6
80	36.2001.76	Valvola 1	6
81	36.2003.66	Sede valvola 1	6

FLASH X230 FLASH F122 FLASH X220S
FLASH X117S FLASH F124 FLASH X240S
FLASH X161

KIT RICAMBI – SPARE KITS

KIT Nr.	KIT 1	KIT 83	KIT 84	KIT 85	KIT 86	KIT 87	KIT 94	KIT 120
Posizioni incluse Positions included	72 - 79 80 - 81 140 (141)	98	26 - 139	100 - 101 136 - 137 138	100 - 101 136	100 - 101 137 - 138	12 - 28 - 57 58 - 59 - 60 62 - 63 - 66 68	12 - 17 18 - 19 20 - 21 22
Nr. Pcs.	6	3	6	1	3	3	1	1

POS	COD.	DESCRIZIONE – DESCRIPTION - KIT	NR
83	10.0415.51	Coperchio manometro	1
84	94.7338.00	Molla Dm. 7.2x18.0	1
85	36.2580.70	Vite di regolazione	1
86	92.2492.00	Dado M14x1x17x3	1
87	36.2589.70	Pistoncino	1
88	90.5004.00	Anello antiest. D. 3.2x6.0x1.5	1
89	90.3567.00	OR D. 2.90x1.78 NBR SH.70 2012	1
90	10.0438.70	Corpo manometro	1
91	10.0439.01	Gr. quadrante	1
92	10.0419.01	Gr. indicatore	1
93	99.1943.00	Vite M6x40 UNI 5931	8
94	55.1201.22	Testata pompa D.15	1
95	90.3591.00	OR D. 14x1.78 NBR SH.70 2056	1
96	98.2090.00	Tappo G 3/8”x13	1
97	98.2100.00	Tappo G 3/8”x13	1
98	90.1565.00	Anello rad. D. 15.0x24.0x5.0 83	3
99	98.2100.50	Tappo G 3/8”x13 TE22 Zinc.	1
100	90.3835.00	OR D. 15.08x2.62 NBR SH.70 119 85-86-87	3
101	90.3604.00	OR D. 25.12x1.78 NBR SH.70 2100 85-86-87	3
123	45.2124.51	Copribasetta autoest.	1
124	10.7187.01	Cavo 2.5 m. - USA - X117S X161	1
125	93.5028.00	Interruttore con protettore termico	1
126	93.5688.00	Condensatore 80 µF	1
127	45.2120.51	Cappellotto prot. condensatore	1
128	41.2126.84	Guarnizione per interruttore	1
130	51.0500.56	Guida per pistone	3
131	96.7070.00	Rosetta D. 9.0x23.0x0.5	3
132	90.5022.00	Anello antiest. D. 6.2x9.0x1.5	3
133	51.0400.09	Pistone D. 15x25	3

POS	COD.	DESCRIZIONE – DESCRIPTION - KIT	NR
134	96.7008.00	Rosetta D. 8.0x13.0x1.0	3
135	92.2216.00	Dado M8x13x15	3
136	51.0800.70	Anello di fondo D. 15 85-86	3
137	90.2618.00	Anello ten. alt. D. 15x25x5/3.1 85-87	3
138	51.1000.51	Anello di testa D. 15 85-87	3
139	98.2218.00	Tappo M24x1.5x11 84	6
140	36.2002.51	Guida valvola 1	6
141	36.7032.01	Gr. valvola aspiraz./mandata 1	6
142	55.2304.51	Carenatura fissa	1
143	99.1474.00	Vite D .4.8x13 7049	1
144	55.2400.51	Maniglia	1
145	55.2401.51	Braccio per maniglia	1
146	97.6200.00	Spina per maniglia D. 8.5x34.0	1
147	99.3039.00	Vite M8x16 5931	6
148	55.2402.51	Staffa per maniglia	1
149	55.2404.51	Perno per maniglia	1
150	55.2352.51	Piastrina interruttore	1
151	55.2305.51	Carenatura mobile	1
152	98.1924.00	Tappo per foro D. 7	4

INTERPUMP GROUP

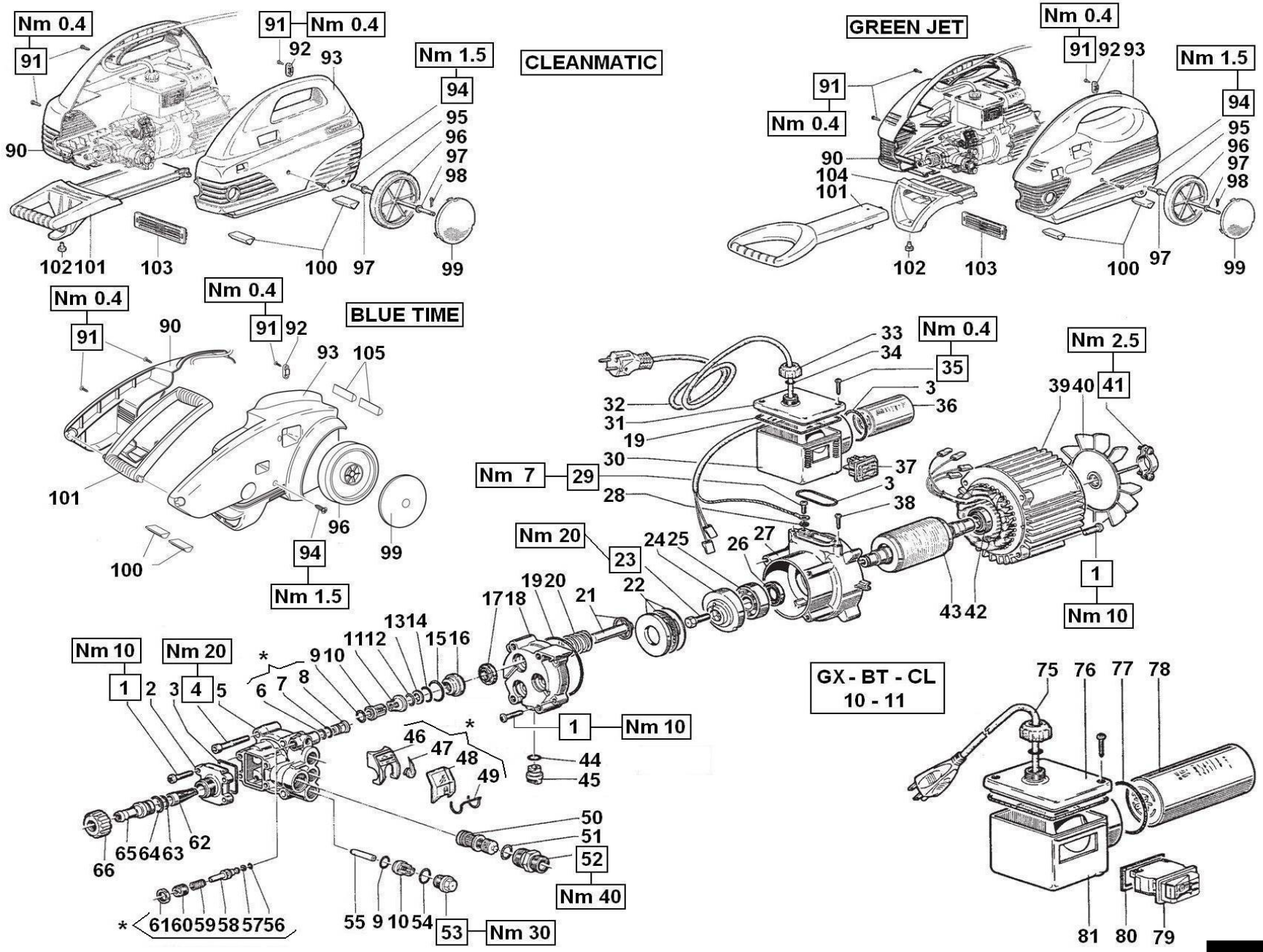

* Solo per versione con manometro
* Solo para versión con manómetro
* Seulement pour version avec manomètre
* Only for version with pressure gauge
* Nur für Ausführung mit Manometer
* Только для версии с манометром
* Só para versão com manómetro

DIS. COD. 56.9500.00

GREENJET CLEANMATIC BLUETIME

GREENJET CLEANMATIC BLUETIME
10 11 22 24 26

POS	COD.	DESCRIZIONE – DESCRIPTION - KIT	NR
1	99.1914.00	Vite M6x30 autofilettante	12
2	56.2102.51	Flangia aspirazione	1
3	90.3877.00	OR D. 39.34x2.62 NBR SH. 70 3156	3
4	99.3144.00	Vite M8x50 UNI 5931	4
5	56.1200.22 56.1201.22	Testata pompa Testata pompa vs. no man. - BL	1
6	90.3581.00	OR D. 8.73x1.78 NBR SH. 70 108	1
7	90.3818.00	OR D. 7.59x2.62 NBR SH. 70 3030	1
8	54.2109.70	Cilindro per manometro	1
9	90.3589.00	OR D. 12.42x1.78 NBR SH. 70 2050 134	6
10	36.7116.01	Gruppo valvola 134	6
11	56.2101.51	Distanziale	3
12	90.3827.00	OR D. 11.91x2.62 NBR SH. 70 115 146	3
13	90.5073.00	Anello antiest. D. 12x16.5x3 146	3
14	90.3596.00	OR D. 18.77x1.78 NBR SH. 70 2075 146	3
15	90.3857.00	OR D. 23.81x2.62 NBR SH. 70 132 146	3
16	56.0800.51	Anello di fondo D. 12 146	3
17	90.1542.00	Anello rad. D. 12.0x22.0x4.0/6.0 147	3
18	56.2104.22	Corpo guida pistoni	1
19	90.3916.00	OR D. 82.22x2.62 NBR SH. 70 3325	2
20	94.7564.00	Molla Dm. 25.5x40.0	3
21	56.0401.01	Assieme pistone D. 12	3
22	91.8347.00	Cuscinetto a rulli	1
23	99.3068.00	Vite M8x25 UNI 5739	1
24	56.2107.22 56.2111.22	Piatto inclinato - 50 Hz Piatto inclinato - 60 Hz	1
25	91.8050.00	Cuscinetto a sfere	1
26	90.1614.00	Anello rad. D. 20.0x30.0x5.0	1

KIT RICAMBI – SPARE KITS

KIT Nr.	KIT 132	KIT 133	KIT 134	KIT 146	KIT 147
Posizioni incluse Positions included	50	53 - 54	9 - 10	12 - 13 14 - 15 16	17
Nr. Pcs.	1	4	6	3	3

POS	COD.	DESCRIZIONE – DESCRIPTION - KIT	NR
27	56.0100.22	Carter pompa	1
28	96.6913.00	Rosetta D. 5.3x9.0x0.5	1
29	99.1542.00	Vite M5x12 UNI 8112	1
30	38.2103.51	Scatola elettrica	1
31	38.2120.51	Coperchio scatola elettrica	1
32	10.6048.01 10.7254.01 10.6055.01 10.7187.01	Cavo 3.0 m. - EU Cavo 5.5 m. - EU Cavo 3.0 m. - GB Cavo 2.5 m. - USA	1
33	92.9768.00	Galletto G 1/2”	1
34	90.4026.00	OR D. 7.51x3.53 NBR SH. 70 4028	1
35	99.1312.00	Vite D. 4.2x19 UNI 7049	2
36	93.5628.00	Condensatore 20 µF	1
37	93.5042.00	Interruttore 16A	1
38	99.1542.00	Vite M5x12 UNI 8112	2
39	38.3260.02 38.3261.02 38.3265.02 38.3266.02 38.3268.02	Statore comp. mono. 230V 50 Hz Statore comp. mono. 240V 50 Hz Statore comp. mono. 100V 60 Hz Statore comp. mono. 115V 60 Hz Statore comp. mono. 208-230V 60 Hz	1
40	38.0300.51	Ventola	1
41	38.2118.01	Morsetto per ventola	1
42	91.8040.00	Cuscinetto a sfere	1
43	38.3460.02	Rotore 100-240V 50-60 Hz	1
44	90.4028.00	OR D. 9.12x3.53 NBR SH. 70 4036	1
45	56.2100.51	Tappo D. 14	1
46	36.2590.01	Quadrante	1
47	36.2578.51	Indicatore	1
48	36.2577.51	Coperchio	1
49	94.8718.00	Molla di torsione D. 18	1
50	34.0132.01	Interno completo 132	1

POS	COD.	DESCRIZIONE – DESCRIPTION - KIT	NR
51	90.3847.00	OR D. 20.24x2.62 NBR SH. 90 3081	1
52	36.3223.70	Nipplo M22x1.5	1
53	98.2135.00	Tappo M18x1.5x10 133	3
54	90.3593.00	OR D. 15.60x1.78 BR SH. 70 2062 133	3
55	56.2103.51	Tubetto D. 8x38	3
56	90.3662.00	OR D. 3.00x2.00 NBR SH. 90	1
57	90.5004.00	Anello antiest. D. 3.2x6.0x1.5	1
58	36.2589.70	Pistoncino manometro 90 bar	1
59	94.7338.00	Molla Dm. 7.2x18.0	1
60	36.2580.70	Vite di regolazione manometro	1
61	92.2492.00	Dado M14x1x17x13	1
62	92.8973.00	Filtro D. 17x6x40	1
63	90.3828.00	OR D. 12.37x2.62 NBR SH. 70 3050	1
64	90.3591.00	OR D. 14.00x1.78 NBR SH. 70 2056	1
65	36.2569.51	Portagomma aspirazione	1
66	92.9828.00	Ghiera G 3/4”	1
VERSION – VERSIONE 60 Hz			
75	10.7187.01 10.6059.01	Cavo 2.5 m. - USA Cavo 10.5 m. - USA	1
76	38.2121.51	Coperchio scatola elettrica	1
77	90.3889.00	OR D. 48.89x2.62 NBR SH. 70 3193	1
78	93.5688.00	Condensatore 80 µF	1
79	93.5027.00	Interruttore con protettore termico	1
80	41.2126.84	Guarnizione per interruttore	1
81	38.2124.51	Scatola elettrica autoestinguente	1
CLEANMATIC			
90	56.2310.51	Carenatura sinistra	1
91	99.1312.00	Vite D. 4x18 UNI 7049	9
92	23.0095.51	Fermacavo	1
93	56.2300.51	Carenatura destra	1
94	99.1474.00	Vite D. 4.8x13 UNI 7049	2
95	56.2410.64	Assale	1
96	56.2411.02	Ruota	2
97	96.7017.00	Rosetta D. 8.4x15.0x0.2	4

GREENJET CLEANMATIC BLUETIME
10 11 22 24 26

POS	COD.	DESCRIZIONE – DESCRIPTION - KIT	NR
98	91.7080.00	Copiglia D. 2x15 UNI 1336	2
99	56.2412.51	Copriruota	2
100	54.2000.82	Piedino	4
101	56.2320.51	Manico	1
102	98.1924.00	Tappo per foro D. 7	1
103	56.2330.51	Griglia (esclusa versione carrellata)	1
GREENJET			
90	56.2315.51	Carenatura sinistra	1
91	99.1312.00	Vite D. 4x18 UNI 7049	9
92	23.0095.51	Fermacavo	1
93	56.2305.51	Carenatura destra	1
94	99.1474.00	Vite D. 4.8x13 UNI 7049	2
95	56.2410.64	Assale	1
96	56.2411.02	Ruota	2
97	96.7017.00	Rosetta D. 8.4x15.0x0.2	4
98	91.7080.00	Copiglia D. 2x15 UNI 1336	2
99	56.2416.51	Copriruota	2
100	54.2000.82	Piedino	4
101	56.2326.01	Gruppo manico + otturatore	1
102	98.1924.00	Tappo per foro D. 7	1
103	56.2330.51	Griglia (esclusa versione carrellata)	1
104	56.2424.51	Piedino	1
BLUE TIME			
90	56.2353.51 56.2339.51	Carenatura sinistra Carenatura sinistra vs. no manometro	1
91	99.1312.00	Vite D. 4x18 UNI 7049	9
92	23.0095.51	Fermacavo	1
93	56.2336.51	Carenatura destra	1
94	99.1474.00	Vite D. 4.8x13 UNI 7049	2

KIT RICAMBI – SPARE KITS

KIT Nr.	KIT 132	KIT 133	KIT 134	KIT 146	KIT 147
Posizioni incluse Positions included	50	53 - 54	9 - 10	12 - 13 14 - 15 16	17
Nr. Pcs.	1	4	6	3	3

POS	COD.	DESCRIZIONE – DESCRIPTION - KIT	NR
96	56.2431.51	Ruota	2
99	23.0138.51	Copriruota	2
100	54.2000.82	Piedino	2
101	56.2329.51	Manico	1
105	54.2005.82	Piedino	2

INTERPUMP GROUP

Flangia e giunto elastico - Flange and flexible coupling
Bride et accouplement élastique - Flamsch und elastische Kupplung
Brida y acoplamiento elástico - Breio e conoexão elástica

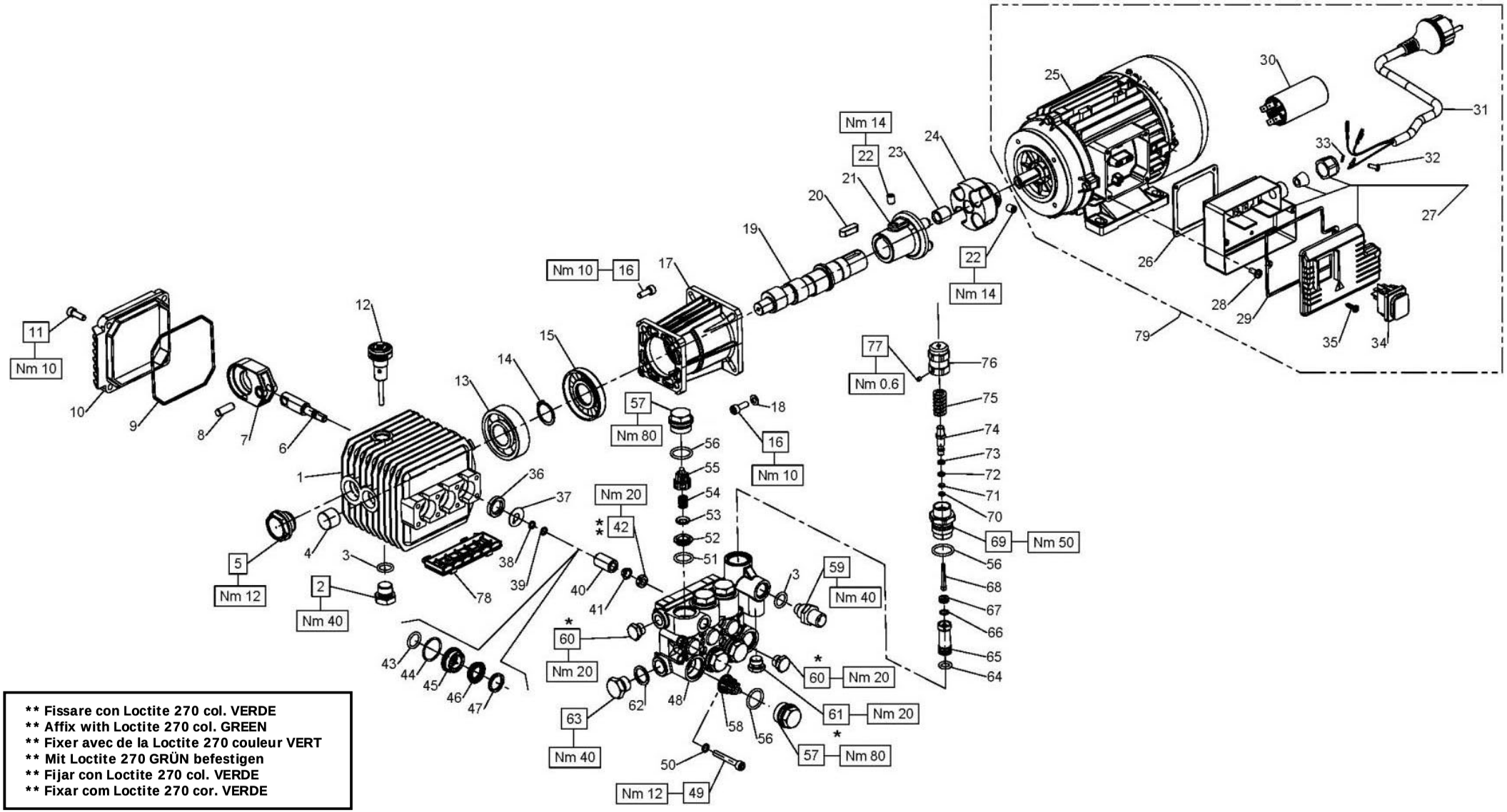

** Fissare con Loctite 270 col. VERDE
** Affix with Loctite 270 col. GREEN
** Fixer avec de la Loctite 270 couleur VERT
** Mit Loctite 270 GRÜN befestigen
** Fijar con Loctite 270 col. VERDE
** Fixar com Loctite 270 cor. VERDE

* Fissare con Loctite 542 col. ROSSO o in alternativa Loxeal 53-14
* Affix with Loctite 542 col. RED or Loxeal 53-14
* Fixer avec de la Loctite 542 couleur ROUGE ou Loxeal 53-14
* Mit Loctite 542 ROT befestigen oder Loxeal 53-14
* Fijar con Loctite 542 col. ROJO o Loxeal 53-14
* Fixar com Loctite 542 cor. VERMELHA ou Loxeal 53-14

DIS. COD. 51.9577.00

51 MISTING

KIT RICAMBI – SPARE KITS

M51012F - M51022F

KIT Nr.	KIT 83	KIT 86	KIT 96	KIT 97	KIT 123	KIT 157	KIT 267
Posizioni incluse Positions included	36	43 - 44 45	43 - 44 45 - 46 47	43 - 44 46 - 47	51 - 52 53 - 54 55 (58)	56 - 57	56 - 64 - 65 66 - 67 - 68 69 - 70 - 71 72 - 73 - 74 75 - 76 - 77
Nr. Pcs.	3	3	1	3	6	6	1

POS	COD.	DESCRIZIONE – DESCRIPTION - KIT	NR
1	51.0106.22	Carter pompa	1
2	98.2100.50	Tappo G 3/8”x13 TE22 – Zinc.	1
3	90.3833.00	OR D. 13.92x2.62 NBR SH. 70 3056	2
4	91.8014.00	Boccola a rullini	1
5	97.5968.00	Spia livello olio G 3/4”x11.5	1
6	51.0500.56	Guida pistone	3
7	51.0301.22	Biella	3
8	97.7310.00	Spinotto D. 8x24.5	3
9	90.3917.00	OR D. 88.57x2.62 NBR SH. 70 3350	1
10	51.1600.22	Coperchio posteriore carter	1
11	99.1867.00	Vite M6x18 UNI 5931 – Zinc.	4
12	98.2103.00	Tappo con asta G 3/8”x51	1
13	91.8328.00	Cuscinetto a sfere	1
14	90.0635.00	Anello d’arresto A25 UNI 7435	1
15	90.1641.00	Anello rad. D. 25.0x62.0x10.0	1
16	99.1854.00	Vite M6x16 UNI 5931 – Zinc.	8
17	10.0741.22	Flangia pompa-motore MEC 71	1
18	96.6940.00	Rosetta D. 6.4x12.0x1.0	4
19	51.0230.65 51.0220.65	Albero ecc. C.3.5 - M51022F Albero ecc. C.2 - M51012F	1
20	91.4877.00	Linguetta 8x7x25	1
21	10.0758.22	Semigiunto lato pompa	1
22	99.3017.00	Vite M8x10 UNI 5929	2
23	10.0090.47	Boccola ammortizzatrice per giunto	1
24	10.0738.22	Semigiunto lato motore MEC 71	1
25	95.0152.00 95.0132.00	Mot. mon. 0.8 kW Gr.71F - M51022F Mot. mon. 0.55 kW Gr.71F - M51012F	1

POS	COD.	DESCRIZIONE – DESCRIPTION - KIT	NR
26	38.2145.47	Guarnizione	1
27	38.2147.11	Scatola elettrica completa	1
28	99.1542.00	Vite M5x12 UNI 8112	4
29	38.2146.47	Guarnizione scatola elettrica	1
30	93.5627.00	Condensatore 16 µF	1
31	10.7441.01	Cavo elettrico	1
32	99.1274.00	Vite M4x10 UNI 8112	1
33	96.6842.00	Rosetta D. 4.3x8.0x0.5	1
34	93.5042.00	Interruttore	1
35	99.0845.00	Vite D. 3.5x16 UNI 7049	2
36	90.1565.00	Anello rad. 15.0x24.0x5.0 83	3
37	96.7070.00	Rosetta D. 9.0x23.0x0.5	3
38	90.5022.00	Anello antiest. D. 6.2x9.0x1.5	3
39	90.3573.00	OR D. 5.28x1.78NBR SH. 70 (2021)	3
40	51.0400.09	Pistone D. 15x25	3
41	44.2115.70	Rosetta D. 8 con collare	3
42	92.2216.00	Dado M8x13x5	3
43	90.3835.00	OR D. 15.08x2.62 NBR SH. 70 119 86-96-97	3
44	90.3604.00	OR D. 25.12x1.78 NBR SH. 70 2100 86-96-97	3
45	51.0800.70	Anello di fondo D. 15 86-96	3
46	90.2620.00	Anello ten. alt. D. 15x25x5/3.1 96-97	3
47	51.1000.51	Anello di testa D. 15 96-97	3
48	51.1201.41	Testata pompa D. 15 con valvola	1
49	99.1943.00	Vite M6x40 UNI 5931	8
50	96.6938.00	Rondella D. 6.4x10.0x0.7	8
51	90.3841.00	OR D. 17.13x2.62 NBR SH. 70 3068 123	6

POS	COD.	DESCRIZIONE – DESCRIPTION - KIT	NR
52	36.2003.66	Sede valvola 123	6
53	36.2001.76	Valvola 123	6
54	94.7376.00	Molla Dm. 9.4x14.8 123	6
55	36.2025.51	Guida valvola 123	6
56	90.3847.00	OR D. 20.24x2.62 NBR SH. 70 3081 157-267	7
57	98.2216.00	Tappo M24x1.5x11.2 157	6
58	36.7115.01	Gr. valvola aspiraz./mandata 123	6
59	10.0078.70	Nipplo G 3/8” per ugello iniettore	1
60	98.2041.00	Tappo G 1/4”x9	2
61	98.2057.00	Tappo M14x1x9	1
62	96.7380.00	Rosetta D. 17.5x23.0x1.5	1
63	98.2100.00	Tappo G 3/8”x13	1
64	90.3823.00	OR D. 9.92x2.62 NBR SH. 70 112 267	1
65	36.0056.70	Distanziale sede valvola 267	1
66	90.3576.00	OR D. 6.75x1.78 NBR SH. 70 106 267	1
67	10.0085.66	Sede valvola 267	1
68	36.3239.66	Valvola 267	1
69	36.0055.70	Boccola 267	1
70	90.5007.00	Anello antiest. D. 4.0x6.8x1.5 267	1
71	90.3569.00	OR D. 3.69x1.78 NBR SH. 70 2015 267	1
72	90.3570.00	OR D. 4.48x1.78 NBR SH. 70 2018 267	1
73	90.5020.00	Anello antiest. D. 5.2x8.0x1.5 267	1
74	36.3237.70	Pistoncino di comando 267	1
75	94.7400.00	Molla Dm. 11.8x28.5 267	1
76	36.0054.70	Pomolo 267	1
77	99.1261.00	Vite M4x4 UNI 5923 267	1
78	51.2090.51	Protezione	1
79	95.0150.00 95.0130.00	Mot. 0.8 kW Gr.71 Completo - M51022F Mot. 0.55 kW Gr.71 Competo - M51012F	1

Flangia e giunto elastico - Flange and flexible coupling
Bride et accouplement élastique - Flamsch und elastische Kupplung
Brida y acoplamiento elástico - Breio e conoexão elástica

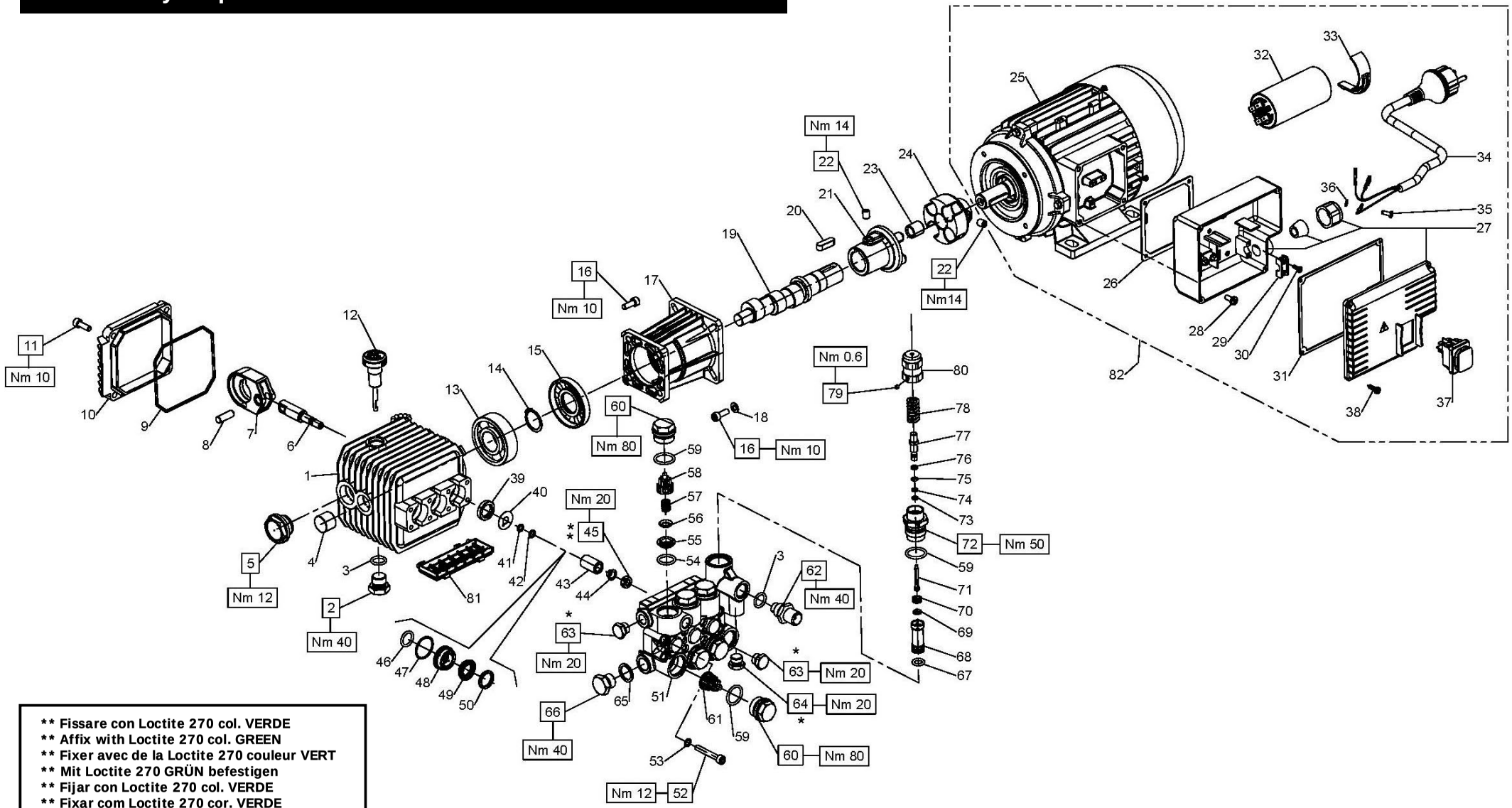

** Fissare con Loctite 270 col. VERDE
** Affix with Loctite 270 col. GREEN
** Fixer avec de la Loctite 270 couleur VERT
** Mit Loctite 270 GRÜN befestigen
** Fijar con Loctite 270 col. VERDE
** Fixar com Loctite 270 cor. VERDE

* Fissare con Loctite 542 col. ROSSO o in alternativa Loxeal 53-14
* Affix with Loctite 542 col. RED or Loxeal 53-14
* Fixer avec de la Loctite 542 couleur ROUGE ou Loxeal 53-14
* Mit Loctite 542 ROT befestigen oder Loxeal 53-14
* Fijar con Loctite 542 col. ROJO o Loxeal 53-14
* Fixar com Loctite 542 cor. VERMELHA ou Loxeal 53-14

DIS. COD. 51.9579.00

51 MISTING

KIT RICAMBI – SPARE KITS

M51042F - M51062F

KIT Nr.	KIT 83	KIT 86	KIT 96	KIT 97	KIT 123	KIT 157	KIT 267
Posizioni incluse Positions included	39	46 - 47 48	46 - 47 48 - 49 50	46 - 47 49 - 50	54 - 55 56 - 57 58 (61)	59 - 60	59 - 67 - 68 69 - 70 - 71 72 - 73 - 74 75 - 76 - 77 78 - 79 - 80
Nr. Pcs.	3	3	1	3	6	6	1

POS	COD.	DESCRIZIONE – DESCRIPTION - KIT	NR
1	51.0106.22	Carter pompa	1
2	98.2100.50	Tappo G 3/8”x13 TE – Zinc.	1
3	90.3833.00	OR D. 13.92x2.62 NBR SH. 70 3056	2
4	91.8014.00	Boccola a rullini	1
5	97.5968.00	Spia livello olio G 3/4”x11.5	1
6	51.0500.56	Guida pistone	3
7	51.0301.22	Biella	3
8	97.7310.00	Spinotto D. 8x24.5	3
9	90.3917.00	OR D. 88.57x2.62 NBR SH. 70 3350	1
10	51.1600.22	Coperchio posteriore carter	1
11	99.1867.00	Vite M6x18 UNI 5931 – Zinc.	4
12	98.2103.00	Tappo con asta G 3/8”x51	1
13	91.8328.00	Cuscinetto a sfere	1
14	90.0635.00	Anello d’arresto A25 UNI 7435	1
15	90.1641.00	Anello rad. D. 25.0x62.0x10.0	1
16	99.1854.00	Vite M6x16 UNI 5931	8
17	10.0743.22	Flangia pompa-motore MEC 80	1
18	96.6940.00	Rosetta D. 6.4x12.0x1.0	4
19	51.0204.65 51.0200.65	Albero ecc. C.9.4 - M51062F Albero ecc. C.6 - M51042F	1
20	91.4877.00	Linguetta 8x7x25	1
21	10.0758.22	Semigiunto lato pompa	1
22	99.3017.00	Vite M8x10 UNI 5929	2
23	10.0090.47	Boccola ammortizzatrice per giunto	1
24	10.0739.22	Semigiunto lato motore MEC 80	1
25	95.0192.00 95.0172.00	Mot. mon. 1.7 kW Gr.80F – M51062F Mot. mon. 1.15 kW Gr.80F – M51042F	1
26	38.2145.47	Guarnizione	1

POS	COD.	DESCRIZIONE – DESCRIPTION - KIT	NR
27	40.2146.11	Scatola elettrica completa	1
28	99.1542.00	Vite M5x12 UNI 8112	4
29	93.5240.00	Fermacavo	1
30	99.0840.00	Vite D. 3.5x13 UNI 7049	2
31	40.2145.47	Guarnizione scatola elettrica	1
32	93.5646.00 93.5630.00	Condensatore 40 µF - M51062F Condensatore 30 µF - M51042F	1
33	92.8230.00	Clip ferma condensatore	1
34	10.7441.01	Cavo elettrico	1
35	99.1274.00	Vite M4x10 UNI 8112	1
36	96.6842.00	Rosetta D. 4.3x8.0x0.5	1
37	93.5042.00	Interruttore	1
38	99.0845.00	Vite D. 3.5x16 UNI 7049	2
39	90.1565.00	Anello rad. D. 15.0x24.0x5.0 83	3
40	96.7070.00	Rosetta D. 9.0x23.0x0.5	3
41	90.5022.00	Anello antiest. D. 6.2x9.0x1.5	3
42	90.3573.00	OR D. 5.28x1.78 NBR SH. 70 2021	3
43	51.0400.09	Pistone D. 15x25	3
44	44.2115.70	Rosetta D. 8 con collare	3
45	92.2216.00	Dado M8x13x5	3
46	90.3835.00	OR D. 15.08x2.62 NBR SH. 70 119 86-96-97	3
47	90.3604.00	OR D. 25.12x1.78 NBR SH. 70 2100 86-96-97	3
48	51.0800.70	Anello di fondo D. 15 86-96	3
49	90.2620.00	Anello ten. alt. D. 15x25x5/3.1 96-97	3
50	51.1000.51	Anello di testa D. 15 96-97	3
51	51.1201.41	Testata pompa D. 15 con valvola	1
52	99.1943.00	Vite M6x40 UNI 5931	8

POS	COD.	DESCRIZIONE – DESCRIPTION - KIT	NR
53	96.6938.00	Rondella D. 6.4x10x0.7	8
54	90.3841.00	OR D. 17.13x2.62 NBR SH. 70 3068 123	6
55	36.2003.66	Sede valvola 123	6
56	36.2001.76	Valvola 123	6
57	94.7376.00	Molla Dm. 9.4x14.8 123	6
58	36.2025.51	Guida valvola 123	6
59	90.3847.00	OR D. 20.24x2.62 NBR SH. 70 3081 157–267	7
60	98.2216.00	Tappo M24x1.5x11.2 157	6
61	36.7115.01	Gr. valvola aspiraz./mandata 123	6
62	10.0078.70	Nipplo G 3/8” per ugello iniettore	1
63	98.2041.00	Tappo G 1/4”x9	2
64	98.2057.00	Tappo M14x1x9	1
65	96.7380.00	Rosetta D. 17.5x23.0x1.5	1
66	98.2100.50	Tappo G 3/8”x13	1
67	90.3823.00	OR D. 9.92x2.62 NBR SH. 70 112 267	1
68	36.0056.70	Distanziale sede valvola 267	1
69	90.3576.00	OR D. 6.75x1.78 NBR SH. 70 106 267	1
70	10.0085.66	Sede valvola 267	1
71	36.3239.66	Valvola 267	1
72	36.0055.70	Boccola 267	1
73	90.5007.00	Anello antiest. D. 4.0x6.8x1.5 267	1
74	90.3569.00	OR D. 3.69x1.78 NBR SH. 70 2015 267	1
75	90.3570.00	OR D. 4.48x1.78 NBR SH. 70 2018 267	1
76	90.5020.00	Anello antiest. D. 5.2x8.0x1.5 267	1
77	36.3237.70	Pistoncino di comando 267	1
78	94.7400.00	Molla Dm. 11.8x28.5 267	1
79	99.1261.00	Vite M4x4 UNI 5923 267	1
80	36.0054.70	Pomolo 267	1
81	51.2090.51	Protezione	1
82	95.0190.00 95.0170.00	Mot. 1.7 kW Gr.80 Competo – M51062F Mot. 1.15 kW Gr.80 Completo – M51042F	1

Flangia e giunto elastico - Flange and flexible coupling
Bride et accouplement élastique - Flamsch und elastische Kupplung
Brida y acoplamiento elástico - Breio e conoexão elástica

*** Lubrificare con grasso al silicone.
*** Lubricate with silicon grease.
*** Graisser avec de la graisse su silicone.
*** Schmieren mit Silikonfett.
*** Lubrique con grasa de silicona.
*** Lubrifique com graxa sde silicone.

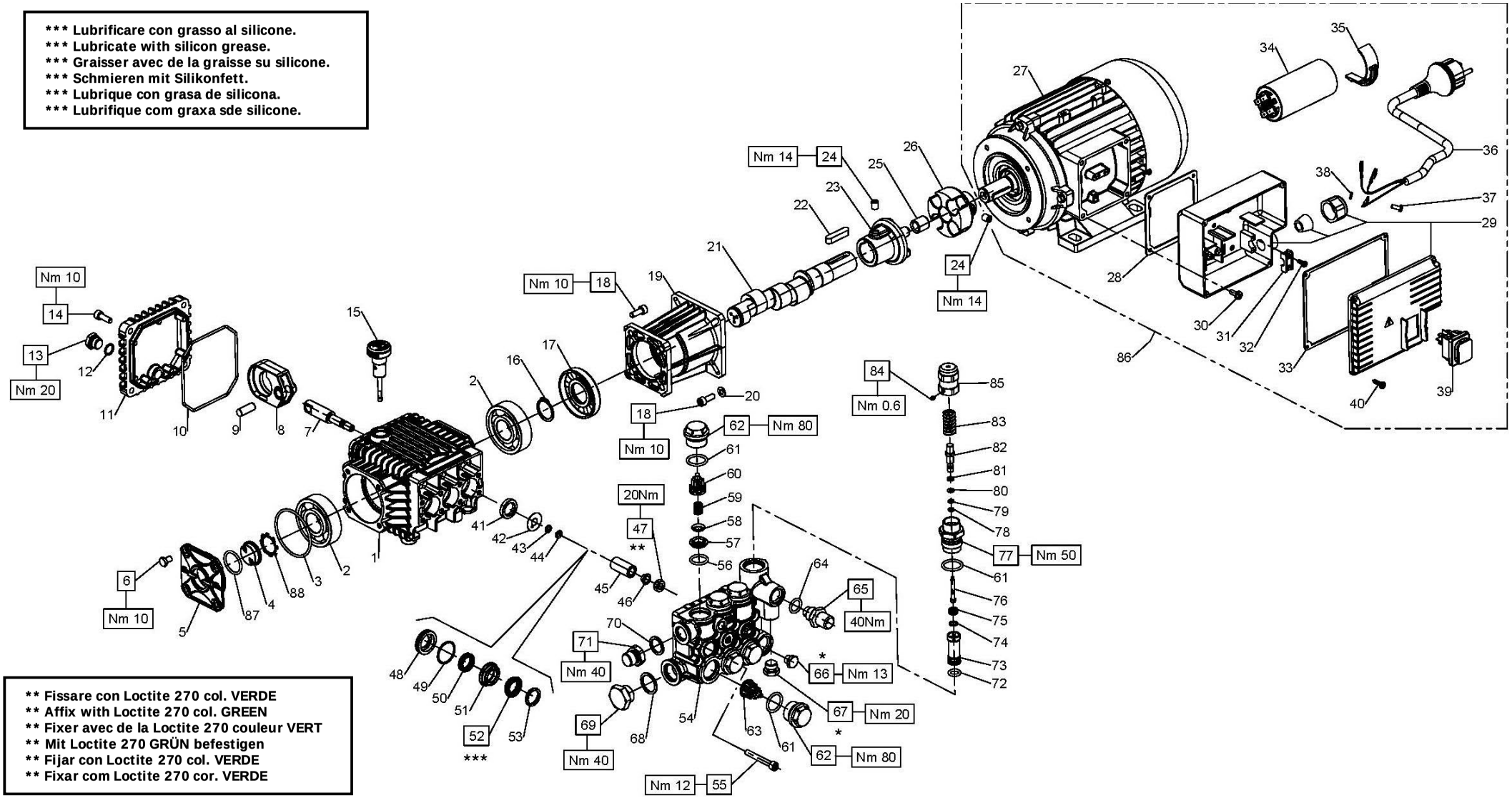

** Fissare con Loctite 270 col. VERDE
** Affix with Loctite 270 col. GREEN
** Fixer avec de la Loctite 270 couleur VERT
** Mit Loctite 270 GRÜN befestigen
** Fijar con Loctite 270 col. VERDE
** Fixar com Loctite 270 cor. VERDE

* Fissare con Loctite 542 col. ROSSO o in alternativa Loxeal 53-14
* Affix with Loctite 542 col. RED or Loxeal 53-14
* Fixer avec de la Loctite 542 couleur ROUGE ou Loxeal 53-14
* Mit Loctite 542 ROT befestigen oder Loxeal 53-14
* Fijar con Loctite 542 col. ROJO o Loxeal 53-14
* Fixar com Loctite 542 cor. VERMELHA ou Loxeal 53-14

DIS. COD. 60.9512.00

60 MISTING

INTERPUMP GROUP

GENERAL PUMP

M60082F

KIT RICAMBI - SPARE KITS

KIT Nr.	KIT 83	KIT 123	KIT 196	KIT 198	KIT 200	KIT 226	KIT 267
Posizioni incluse Positions included	41	56 - 57 58 - 59 60 (63)	50 - 52 53	51	48 - 49	48 - 49 50 - 51 52 - 53	61 - 72 - 73 74 - 75 - 76 77 - 78 - 79 80 - 81 - 82 83 - 84 - 85
Nr. Pcs.	3	6	3	3	3	1	1

POS	COD.	DESCRIZIONE – DESCRIPTION - KIT	NR
1	60.0100.22	Carter pompa	1
2	91.8328.00	Cuscinetto a sfere	2
3	90.3898.00	OR D. 56.82x2.62 NBR 70SH. 3225	1
4	53.2108.51	Vetrino spia livello olio	1
5	53.1500.22	Coperchio laterale carter	1
6	99.1807.00	Vite M6x10 UNI 5739	4
7	60.0500.66	Guida pistone	3
8	60.0300.22	Biella	3
9	97.7333.00	Spinotto D. 9x24.5	3
10	90.3918.00	OR D. 94.92x2.62 NBR SH. 70 3375	1
11	60.1600.22	Coperchio posteriore	1
12	90.3585.00	OR D. 10.82x1.78 NBR SH. 70 2043	1
13	98.2042.50	Tappo G 1/4”x9 TE17 – Zinc.	1
14	99.1867.00	Vite M6x18 UNI 5931	4
15	98.2103.00	Tappo con asta G 3/8”x51	1
16	90.0635.00	Anello d’arresto A25 UNI 7435	1
17	90.1641.00	Anello rad. D. 25.0x62.0x10.0	1
18	99.1854.00	Vite M6x16 UNI 5931	8
19	10.0743.22	Flangia pompa-motore MEC 80	1
20	96.6940.00	Rosetta D. 6.4x12.0x1.0	4
21	60.0217.35	Albero ecc. C.11.5	1
22	91.4892.00	Linguetta 8x7x35	1
23	10.0740.22	Semigiunto lato pompa	1
24	99.3017.00	Vite M8x10 UNI 5929	2
25	10.0090.47	Boccola ammortizzatrice per giunto	4
26	10.0739.22	Semigiunto lato motore MEC 80	1
27	95.0192.00	Mot. mono. 1.7 Kw Gr.80F	1

POS	COD.	DESCRIZIONE – DESCRIPTION - KIT	NR
28	43.2103.47	Guarnizione	1
29	40.2146.11	Scatola elettrica completa	1
30	99.1542.00	Vite M5x12 UNI 8112	4
31	93.5240.00	Fermacavo	1
32	99.0840.00	Vite D. 3.5x13 UNI 7049	2
33	40.2145.47	Guarnizione scatola elettrica	1
34	93.5646.00	Condensatore 40 µF	1
35	92.8230.00	Clip ferma condensatore	1
36	10.7441.01	Cavo elettrico	1
37	99.1274.00	Vite M4x10 UNI 8112	1
38	96.6842.00	Rosetta D. 4.3x8.0x0.5	1
39	93.5042.00	Interruttore	1
40	99.0845.00	Vite D. 3.5x16 UNI 7049	4
41	90.1565.00	Anello rad. D. 15.0x24.0x5.0 83	3
42	96.7070.00	Rosetta D. 9.0x23.0x0.5	3
43	90.5022.00	Anello antiest. D. 6.2x9.0x1.5	3
44	90.3573.00	OR D. 5.28x1.78 NBR SH. 70 2021	3
45	60.0400.09	Pistone D. 15x30	3
46	44.2115.70	Rosetta D. 8 con collare	3
47	92.2216.00	Dado M8x13x5	3
48	60.0800.70	Anello di fondo D. 15 200-226	3
49	90.3604.00	OR D. 25.12x1.78 NBR SH. 70 2100 200-226	3
50	90.2608.00	Anello ten. alt. D. 15x22x5 196-226	3
51	60.2160.70	Anello intermedio D. 15 198-226	3
52	90.2620.00	Anello ten. alt. D. 15x25x5/3.1 196-226	3
53	51.1000.51	Anello di testa D. 15 196-226	3
54	60.1204.41	Testata D. 15 con valvola	1

POS	COD.	DESCRIZIONE – DESCRIPTION - KIT	NR
55	99.1950.00	Vite M6x45 UNI 5931	8
56	90.3841.00	OR D. 17.13x2.62 NBR SH. 70 3068 123	6
57	36.2003.66	Sede valvola 123	6
58	36.2001.76	Valvola 123	6
59	94.7376.00	Molla Dm. 9.4x14.8 123	6
60	36.2025.51	Guida valvola 123	6
61	90.3847.00	OR D. 20.24x2.62 NBR SH. 70 3081 267	7
62	98.2214.00	Tappo valvola M24x1.5	6
63	36.7115.01	Gr. valvola aspiraz./mandata 123	6
64	90.3833.00	OR D. 13.95x2.62 NBR SH. 70 3056	1
65	10.0078.70	Nipplo G 3/8” per ugello iniettore	1
66	98.1966.00	Tappo G 1/8”x8	1
67	98.2057.00	Tappo M14x1x9	1
68	96.7514.00	Rosetta D. 21.5x27.0x1.5	1
69	98.2176.00	Tappo G 1/2”x10	1
70	96.7380.00	Rosetta D. 17.5x23.0x1.5	1
71	98.2100.00	Tappo G 3/8”x13	1
72	90.3823.00	OR D. 9.92x2.62 NBR SH. 70 112 267	1
73	36.0056.70	Distanziale sede valvola 267	1
74	90.3576.00	OR D. 6.75x1.78 NBR SH. 70 106 267	1
75	10.0085.66	Sede valvola 267	1
76	36.3239.66	Valvola 267	1
77	36.0055.70	Boccola 267	1
78	90.5007.00	Anello antiest. D. 4x6.8.0x1.5 267	1
79	90.3569.00	OR D. 3.69x1.78 NBR SH. 70 2015 267	1
80	90.3570.00	OR D. 4.48x1.78 NBR SH. 70 2018 267	1
81	90.5020.00	Anello antiest. D. 5.2x8.0x1.5 267	1
82	36.3237.70	Pistoncino di comando 267	1
83	94.7400.00	Molla Dm. 11.8x28.5 267	1
84	99.1261.00	Vite M4x4 UNI 5923 267	1
85	36.0054.70	Pomolo 267	1
86	95.0190.00	Mot. 1.7 kW Gr.80 Complelo	1
87	90.3859.00	OR D. 25.07x2.62 NBR SH. 70 3100	1
88	90.0671.00	Anello d’arresto ZJ30	1

Accoppiamento diretto - Direct drive
Accouplement direct - Direktantrieb
Acople directo - Conecte direto

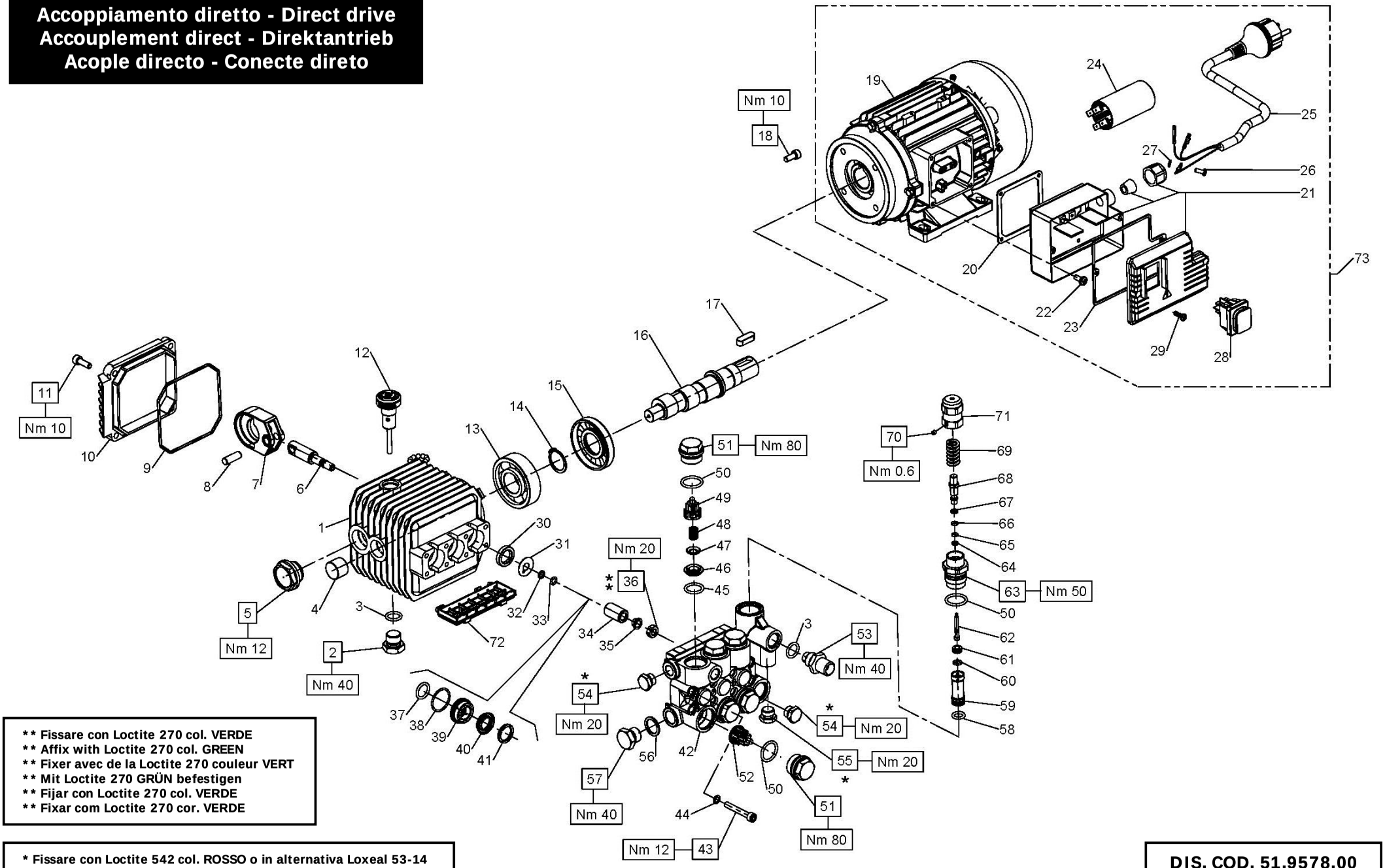

** Fissare con Loctite 270 col. VERDE
** Affix with Loctite 270 col. GREEN
** Fixer avec de la Loctite 270 couleur VERT
** Mit Loctite 270 GRÜN befestigen
** Fijar con Loctite 270 col. VERDE
** Fixar com Loctite 270 cor. VERDE

* Fissare con Loctite 542 col. ROSSO o in alternativa Loxeal 53-14
* Affix with Loctite 542 col. RED or Loxeal 53-14
* Fixer avec de la Loctite 542 couleur ROUGE ou Loxeal 53-14
* Mit Loctite 542 ROT befestigen oder Loxeal 53-14
* Fijar con Loctite 542 col. ROJO o Loxeal 53-14
* Fixar com Loctite 542 cor. VERMELHA ou Loxeal 53-14

DIS. COD. 51.9578.00

51 MISTING

INTERPUMP GROUP

GENERAL PUMP

M51012 - M51022

KIT RICAMBI - SPARE KITS

KIT Nr.	KIT 83	KIT 86	KIT 96	KIT 97	KIT 123	KIT 157	KIT 267
Posizioni incluse Positions included	30	37 - 38 39	37 - 38 39 - 40 41	37 - 38 40 - 41	45 - 46 47 - 48 49 (52)	50 - 51	50 - 58 - 59 60 - 61 - 62 63 - 64 - 65 66 - 67 - 68 69 - 70 - 71
Nr. Pcs.	3	3	1	3	6	6	1

POS	COD.	DESCRIZIONE – DESCRIPTION - KIT	NR
1	51.0106.22	Carter pompa	1
2	98.2100.50	Tappo G 3/8”x13 TE22 – Zinc.	1
3	90.3833.00	OR D. 13.92x2.62 NBR SH. 70 3056	2
4	91.8014.00	Boccola a rullini	1
5	97.5968.00	Spia livello olio G 3/4”x11.5	1
6	51.0500.56	Guida pistone	3
7	51.0301.22	Biella	3
8	97.7310.00	Spinotto D. 8x24.5	3
9	90.3917.00	OR D. 88.57x2.62 NBR SH. 70 3350	1
10	51.1600.22	Coperchio posteriore carter	1
11	99.1867.00	Vite M6x18 UNI 5931 – Zinc.	4
12	98.2103.00	Tappo con asta G 3/8”x51	1
13	91.8328.00	Cuscinetto a sfere	1
14	90.0635.00	Anello d’arresto A25 UNI 7435	1
15	90.1641.00	Anello rad. D. 25.0x62.0x10.0	1
16	51.0230.65 51.0220.65	Albero ecc. C.3.5 - M51022 Albero ecc. C.2 - M51012	1
17	91.4877.00	Linguetta 8x7x25	1
18	99.1837.00	Vite M6x14 UNI 5931	4
19	95.0153.00 95.0133.00	Mot. mono. 0.8 kW Gr.71 - M51022 Mot. mono. 0.55 kW Gr.71 - M51012	1
20	38.2145.47	Guarnizione	1
21	38.2147.11	Scatola elettrica completa	1
22	99.1542.00	Vite M5x12 UNI 8112	4
23	38.2146.47	Guarnizione scatola elettrica	1
24	93.5627.00	Condensatore 16 µF	1
25	10.7441.01	Cavo elettrico	1

POS	COD.	DESCRIZIONE – DESCRIPTION - KIT	NR
26	99.1274.00	Vite M4x10 UNI 8112	1
27	96.6842.00	Rosetta D. 4.3x8.0x0.5	1
28	93.5042.00	Interruttore	1
29	99.0845.00	Vite D. 3.5x16 UNI 7049	2
30	90.1565.00	Anello rad. D. 15.0x24.0x5.0 83	3
31	96.7070.00	Rosetta D. 9.0x23.0x0.5	3
32	90.5022.00	Anello antiest. D. 6.2x9.0x1.5	3
33	90.3573.00	OR D. 5.28x1.78 NBR SH. 70 2021	3
34	51.0400.09	Pistone D. 15x25	3
35	44.2115.70	Rosetta D. 8 con collare	3
36	92.2216.00	Dado M8x13x5	3
37	90.3835.00	OR D. 15.08x2.62 NBR SH. 70 119 86-96-97	3
38	90.3604.00	OR D. 25.12x1.78 NBR SH. 70 2100 86-96-97	3
39	51.0800.70	Anello di fondo D. 15 86-96	3
40	90.2620.00	Anello ten. alt. D. 15x25x5/3.1 96-97	3
41	51.1000.51	Anello di testa D. 15 96-97	3
42	51.1201.41	Testata pompa D. 15 con valvola	1
43	99.1943.00	Vite M6x40 UNI 5931	8
44	96.6938.00	Rondella D. 6.4x10x0.7	8
45	90.3841.00	OR D. 17.13x2.62 NBR SH. 70 3068 123	6
46	36.2003.66	Sede valvola 123	6
47	36.2001.76	Valvola 123	6
48	94.7376.00	Molla Dm. 9.4x14.8 123	6
49	36.2025.51	Guida valvola 123	6
50	90.3847.00	OR D. 20.24x2.62 NBR SH. 70 3081 157–267	7
51	98.2216.00	Tappo M24x1.5x11.2 157	6

POS	COD.	DESCRIZIONE – DESCRIPTION - KIT	NR
52	36.7115.01	Gr. valvola aspiraz./mandata 123	6
53	10.0078.70	Nipplo G 3/8” per ugello iniettore	1
54	98.2041.00	Tappo G 1/4”x9	2
55	98.2057.00	Tappo M14x1x9	1
56	96.7380.00	Rosetta D. 17.5x23.0x1.5	1
57	98.2100.00	Tappo G 3/8”x13	1
58	90.3823.00	OR D. 9.92x2.62 NBR SH. 70 112 267	1
59	36.0056.70	Distanziale sede valvola 267	1
60	90.3576.00	OR D. 6.75x1.78 NBR SH. 70 106 267	1
61	10.0085.66	Sede valvola 267	1
62	36.3239.66	Valvola 267	1
63	36.0055.70	Boccola 267	1
64	90.5007.00	Anello antiest. D. 4x6.8.0x1.5 267	1
65	90.3569.00	OR D. 3.69x1.78 NBR SH. 70 2015 267	1
66	90.3570.00	OR D. 4.48x1.78 NBR SH. 70 2018 267	1
67	90.5020.00	Anello antiest. D. 5.2x8.0x1.5 267	1
68	36.3237.70	Pistoncino di comando 267	1
69	94.7400.00	Molla Dm. 11.8x28.5 267	1
70	99.1261.00	Vite M4x4 UNI 5923 267	1
71	36.0054.70	Pomolo 267	1
72	51.2090.51	Protezione	1
73	95.0151.00 95.0131.00	Mot. 0.8 kW Gr.71 Completo – M51022 Mot. 0.55 kW Gr.71 Completo – M51012	1

Accoppiamento diretto - Direct drive
Accouplement direct - Direktantrieb
Acople directo - Conecte direto

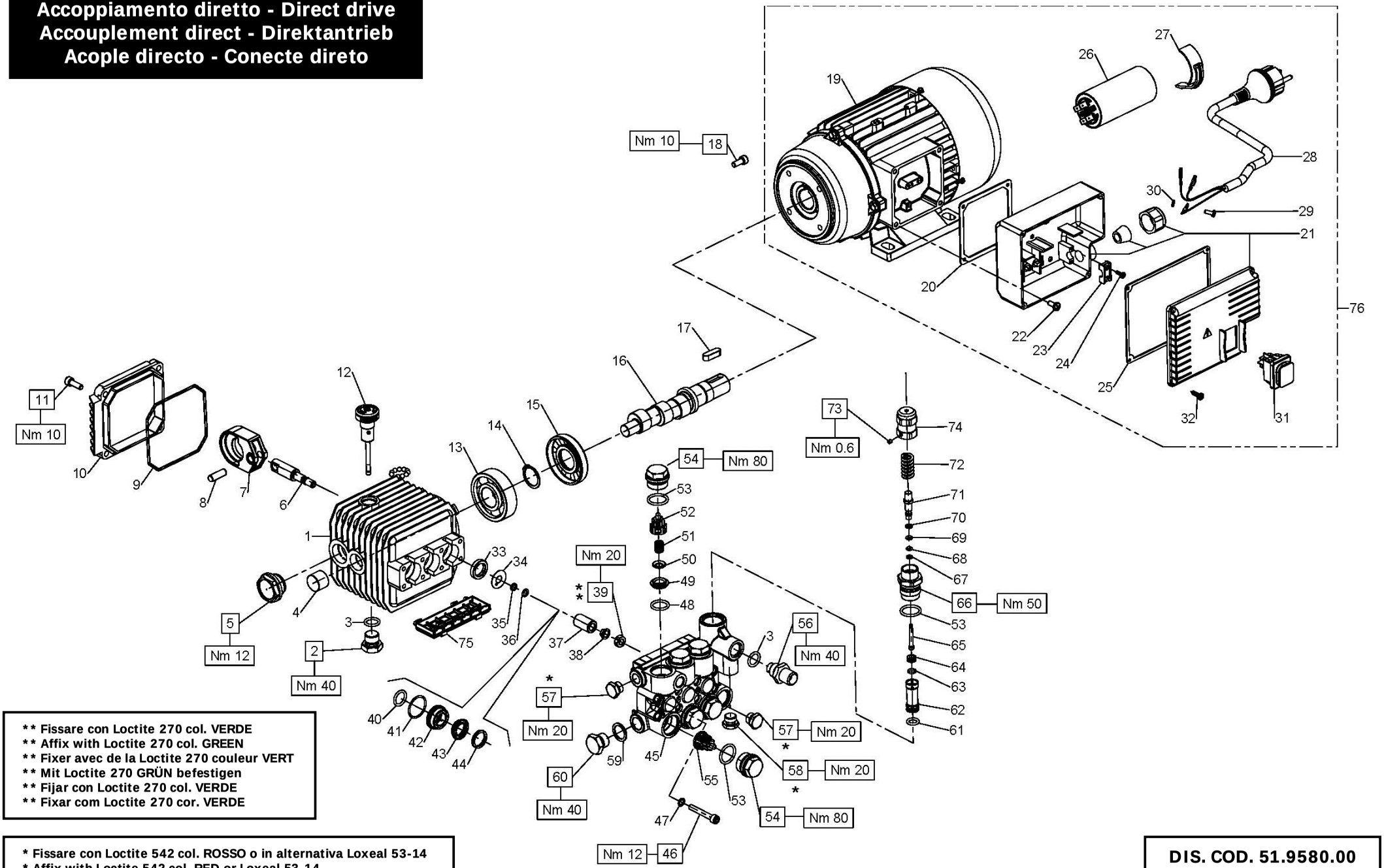

** Fissare con Loctite 270 col. VERDE
** Affix with Loctite 270 col. GREEN
** Fixer avec de la Loctite 270 couleur VERT
** Mit Loctite 270 GRÜN befestigen
** Fijar con Loctite 270 col. VERDE
** Fixar com Loctite 270 cor. VERDE

* Fissare con Loctite 542 col. ROSSO o in alternativa Loxeal 53-14
* Affix with Loctite 542 col. RED or Loxeal 53-14
* Fixer avec de la Loctite 542 couleur ROUGE ou Loxeal 53-14
* Mit Loctite 542 ROT befestigen oder Loxeal 53-14
* Fijar con Loctite 542 col. ROJO o Loxeal 53-14
* Fixar com Loctite 542 cor. VERMELHA ou Loxeal 53-14

DIS. COD. 51.9580.00

51 MISTING

INTERPUMP GROUP — GENERAL PUMP

M51042 - M51062

KIT RICAMBI - SPARE KITS

KIT Nr.	KIT 83	KIT 86	KIT 96	KIT 97	KIT 123	KIT 157	KIT 267
Posizioni incluse Positions included	33	40 - 41 42	40 - 41 42 - 43 44	40 - 41 43 - 44	48 - 49 50 - 51 52 (55)	53 - 54	53 - 61 - 62 63 - 64 - 65 66 - 67 - 68 69 - 70 - 71 72 - 73 - 74
Nr. Pcs.	3	3	1	3	6	6	1

POS	COD.	DESCRIZIONE – DESCRIPTION - KIT	NR
1	51.0106.22	Carter pompa	1
2	98.2100.50	Tappo G 3/8”x13 TE22 – Zinc.	1
3	90.3833.00	OR D. 13.92x2.62 NBR SH. 70 3056	2
4	91.8014.00	Boccola a rullini	1
5	97.5968.00	Spia livello olio G 3/4”x11.5	1
6	51.0500.56	Guida pistone	3
7	51.0301.22	Biella	3
8	97.7310.00	Spinotto D. 8x24.5	3
9	90.3917.00	OR D. 88.57x2.62 NBR SH. 70 3350	1
10	51.1600.22	Coperchio posteriore carter	1
11	99.1867.00	Vite M6x18 UNI 5931	4
12	98.2103.00	Tappo con asta G 3/8”x51	1
13	91.8328.00	Cuscinetto a sfere	1
14	90.0635.00	Anello d’arresto A25 UNI 7435	1
15	90.1641.00	Anello rad. D. 25.0x62.0x10.0	1
16	51.0204.65 51.0200.65	Albero ecc. C.9.4 - M51062 Albero ecc. C.6 - M51042	1
17	91.4877.00	Linguetta 8x7x25	1
18	99.1837.00	Vite M6x14 UNI 5931	4
19	95.0193.00 95.0173.00	Mot. mono. 1.7 kW Gr.80 - M51062 Mot. mono. 1.15 kW Gr.80 - M51042	1
20	43.2103.47	Guarnizione	1
21	40.2146.11	Scatola elettrica completa	1
22	99.1542.00	Vite M5x12 UNI 8112	4
23	93.5240.00	Fermacavo	1
24	99.0840.00	Vite D. 3.5x13 UNI 7049	2
25	40.2145.47	Guarnizione scatola elettrica	1
26	93.5646.00 93.5630.00	Condensatore 40 µF – M51062 Condensatore 30 µF – M51042	1

POS	COD.	DESCRIZIONE – DESCRIPTION - KIT	NR
27	92.8230.00	Clip ferma condensatore	1
28	10.7441.01	Cavo elettrico	1
29	99.1274.00	Vite M4x10 UNI 8112	1
30	96.6842.00	Rosetta D. 4.3x8.0x0.5	1
31	93.5042.00	Interruttore	1
32	99.0845.00	Vite D. 3.5x16 UNI 7049	2
33	90.1565.00	Anello rad. D. 15.0x24.0x5.0 83	3
34	96.7070.00	Rosetta D. 9.0x23.0x0.5	3
35	90.5022.00	Anello antiest. D. 6.2x9.0x1.5	3
36	90.3573.00	OR D. 5.28x1.78 NBR SH. 70 2021	3
37	51.0400.09	Pistone D. 15x25	3
38	44.2115.70	Rosetta D. 8 con collare	3
39	92.2216.00	Dado M8x13x5	3
40	90.3835.00	OR D. 15.08x2.62 NBR SH. 70 119 86-96-97	3
41	90.3604.00	OR D. 25.12x1.78 NBR SH. 70 2100 86-96-97	3
42	51.0800.70	Anello di fondo D. 15 86-96	3
43	90.2620.00	Anello ten. alt. D. 15x25x5/3.1 96-97	3
44	51.1000.51	Anello di testa D. 15 96-97	3
45	51.1201.41	Testata pompa D. 15 con valvola	1
46	99.1943.00	Vite M6x40 UNI 5931	8
47	96.6938.00	Rondella D. 6.4x10x0.7	8
48	90.3841.00	OR D. 17.13x2.62 NBR SH. 70 3068 123	6
49	36.2003.66	Sede valvola 123	6
50	36.2001.76	Valvola 123	6
51	94.7376.00	Molla Dm. 9.4x14.8 123	6
52	36.2025.51	Guida valvola 123	6

POS	COD.	DESCRIZIONE – DESCRIPTION - KIT	NR
53	90.3847.00	OR D. 20.24x2.62 NBR SH. 70 3081 157–267	7
54	98.2216.00	Tappo M24x1.5x11.2 157	6
55	36.7115.01	Gr. valvola aspiraz./mandata 123	6
56	10.0078.70	Nipplo G 3/8” per ugello iniettore	1
57	98.2041.00	Tappo G 1/4”x9	2
58	98.2057.00	Tappo M14x1x9	1
59	96.7380.00	Rosetta D. 17.5x23.0x1.5	1
60	98.2100.00	Tappo G 3/8”x13	1
61	90.3823.00	OR D. 9.92x2.62 NBR SH. 70 112 267	1
62	36.0056.70	Distanziale sede valvola 267	1
63	90.3576.00	OR D. 6.75x1.78 NBR SH. 70 106 267	1
64	10.0085.66	Sede valvola 267	1
65	36.3239.66	Valvola 267	1
66	36.0055.70	Boccola 267	1
67	90.5007.00	Anello antiest. D. 4.0x6.8x1.5 267	1
68	90.3569.00	OR D. 3.69x1.78 NBR SH. 70 2015 267	1
69	90.3570.00	OR D. 4.48x1.78 NBR SH. 70 2018 267	1
70	90.5020.00	Anello antiest. D. 5.2x8.0x1.5 267	1
71	36.3237.70	Pistoncino di comando 267	1
72	94.7400.00	Molla Dm. 11.8x28.5 267	1
73	99.1261.00	Vite M4x4 UNI 5923 267	1
74	36.0054.70	Pomolo 267	1
75	51.2090.51	Protezione	1
76	95.0191.00 95.0171.00	Mot. 1.7 kW Gr.80 Completo - M51062 Mot. 1.15 kW Gr.80 Completo - M51042	1

Accoppiamento diretto - Direct drive
Accouplement direct - Direktantrieb
Acople directo - Conecte direto

*** Lubrificare con grasso al silicone.
*** Lubricate with silicon grease.
*** Graisser avec de la graisse su silicone.
*** Schmieren mit Silikonfett.
*** Lubrique con grasa de silicona.
*** Lubrifique com graxa sde silicone.

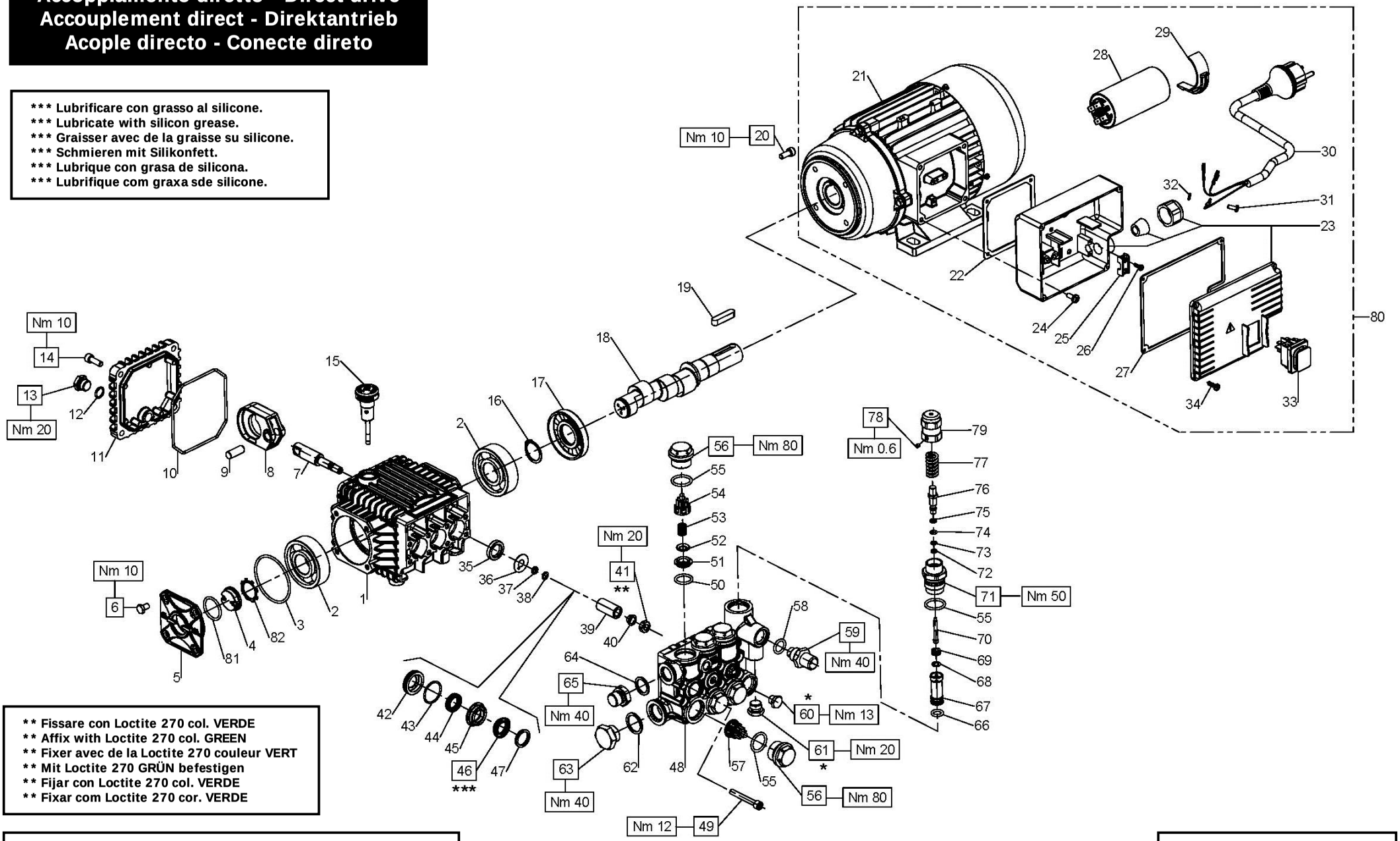

** Fissare con Loctite 270 col. VERDE
** Affix with Loctite 270 col. GREEN
** Fixer avec de la Loctite 270 couleur VERT
** Mit Loctite 270 GRÜN befestigen
** Fijar con Loctite 270 col. VERDE
** Fixar com Loctite 270 cor. VERDE

* Fissare con Loctite 542 col. ROSSO o in alternativa Loxeal 53-14
* Affix with Loctite 542 col. RED or Loxeal 53-14
* Fixer avec de la Loctite 542 couleur ROUGE ou Loxeal 53-14
* Mit Loctite 542 ROT befestigen oder Loxeal 53-14
* Fijar con Loctite 542 col. ROJO o Loxeal 53-14
* Fixar com Loctite 542 cor. VERMELHA ou Loxeal 53-14

DIS. COD. 60.9513.00

60 MISTING

INTERPUMP GROUP

GENERAL PUMP

M60082

KIT RICAMBI - SPARE KITS

KIT Nr.	KIT 83	KIT 123	KIT 196	KIT 198	KIT 200	KIT 226	KIT 267
Posizioni incluse Positions included	35	50 - 51 52 - 53 54 (57)	44 - 46 47	45	42 - 43	42 - 43 44 - 45 46 - 47	55 - 66 - 67 68 - 69 - 70 71 - 72 - 73 74 - 75 - 76 77 - 78 - 79
Nr. Pcs.	3	6	3	3	3	1	1

POS	COD.	DESCRIZIONE – DESCRIPTION - KIT	NR
1	60.0100.22	Carter pompa	1
2	91.8328.00	Cuscinetto a sfere	2
3	90.3898.00	OR D. 56.82x2.62 NBR SH. 70 159	1
4	53.2108.51	Vetrino spia livello olio	1
5	53.1500.22	Coperchio laterale carter	1
6	99.1807.00	Vite M6x10 UNI 5739	4
7	60.0500.66	Guida pistone	3
8	60.0300.22	Biella	3
9	97.7333.00	Spinotto D. 9x24.5	3
10	90.3918.00	OR D. 94.92x2.62 NBR SH. 70 3375	1
11	60.1600.22	Coperchio posteriore	1
12	90.3585.00	OR D. 10.82x1.78 NBR SH. 70 2043	1
13	98.2042.50	Tappo G 1/4”x9 TE17 – Zinc.	1
14	99.1867.00	Vite M6x18 UNI 5931	4
15	98.2103.00	Tappo con asta G 3/8”x51	1
16	90.0635.00	Anello d’arresto A25 UNI 7435	1
17	90.1641.00	Anello rad. D. 25.0x62.0x10.0	1
18	60.0217.35	Albero ecc. C. 11.5	1
19	91.4892.00	Linguetta 8x7x35	1
20	99.1837.00	Vite M6x14 UNI 5931	4
21	95.0193.00	Mot. mono. 1.7 Kw Gr.80	1
22	43.2103.47	Guarnizione	1
23	40.2146.11	Scatola elettrica completa	1
24	99.1542.00	Vite M5x12 UNI 8112	4
25	93.5240.00	Fermacavo	1
26	99.0840.00	Vite D. 3.5x13 UNI 7049	2
27	40.2145.47	Guarnizione scatola elettrica	1

POS	COD.	DESCRIZIONE – DESCRIPTION - KIT	NR
28	93.5646.00	Condensatore 40 µF	1
29	92.8230.00	Clip ferma condensatore	1
30	10.7441.01	Cavo elettrico	1
31	99.1274.00	Vite M4x10 UNI 8112	1
32	96.6842.00	Rosetta D. 4.3x8.0x0.5	1
33	93.5042.00	Interruttore	1
34	99.0845.00	Vite D. 3.5x16 UNI 7049	4
35	90.1565.00	Anello rad. D. 15.0x24.0x5.0 83	3
36	96.7070.00	Rosetta D. 9.0x23.0x0.5	3
37	90.5022.00	Anello antiest. D. 6.2x9.0x1.5	3
38	90.3573.00	OR D. 5.28x1.78 NBR SH. 70 2021	3
39	60.0400.09	Pistone D. 15x30	3
40	44.2115.70	Rosetta D. 8 con collare	3
41	92.2216.00	Dado M8x13x5	3
42	60.0800.70	Anello di fondo D. 15 200-226	3
43	90.3604.00	OR D. 25.12x1.78 NBR SH. 70 2100 200-226	3
44	90.2608.00	Anello ten. alt. D. 15x22x5 196-226	3
45	60.2160.70	Anello intermedio D. 15 198-226	3
46	90.2620.00	Anello ten. alt. D. 15x25x5/3.1 196-226	3
47	51.1000.51	Anello di testa D. 15 196-226	3
48	60.1204.41	Testata D. 15 con valvola	1
49	99.1950.00	Vite M6x45 UNI 5931	8
50	90.3841.00	OR D. 17.13x2.62 NBR SH. 70 3068 123	6
51	36.2003.66	Sede valvola 123	6
52	36.2001.76	Valvola 123	6
53	94.7376.00	Molla Dm. 9.4x14.8 123	6
54	36.2025.51	Guida valvola 123	6

POS	COD.	DESCRIZIONE – DESCRIPTION - KIT	NR
55	90.3847.00	OR D. 20.24x2.62 NBR SH. 70 3081 267	7
56	98.2214.00	Tappo valvola M24x1.5	6
57	36.7115.01	Gr. valvola aspiraz./mandata 123	6
58	90.3833.00	OR D. 13.95x2.62 NBR SH. 70 3056	1
59	10.0078.70	Nipplo G 3/8” per ugello iniettore	1
60	98.1966.00	Tappo G 1/8”x8	1
61	98.2057.00	Tappo M14x1x9	1
62	96.7514.00	Rosetta D. 21.5x27.0x1.5	1
63	98.2176.00	Tappo G 1/2”x10	1
64	96.7380.00	Rosetta D. 17.5x23.0x1.5	1
65	98.2100.00	Tappo G 3/8”x13	1
66	90.3823.00	OR D. 9.92x2.62 NBR SH. 70 112 267	1
67	36.0056.70	Distanziale sede valvola 267	1
68	90.3576.00	OR D. 6.75x1.78 NBR SH. 70 106 267	1
69	10.0085.66	Sede valvola 267	1
70	36.3239.66	Valvola 267	1
71	36.0055.70	Boccola 267	1
72	90.5007.00	Anello antiest. D. 4.0x6.8x1.5 267	1
73	90.3569.00	OR D. 3.69x1.78 NBR SH. 70 2015 267	1
74	90.3570.00	OR D. 4.48x1.78 NBR SH. 70 2018 267	1
75	90.5020.00	Anello antiest. D. 5.2x8.0x1.5 267	1
76	36.3237.70	Pistoncino di comando 267	1
77	94.7400.00	Molla Dm. 11.8x28.5 267	1
78	99.1261.00	Vite M4x4 UNI 5923 267	1
79	36.0054.70	Pomolo 267	1
80	95.0191.00	Mot. 1.7 kW Gr.80 Completo	1
81	90.3859.00	OR D. 25.07x2.62 NBR SH. 70 3100	1
82	90.0671.00	Anello d’arresto ZJ30	1

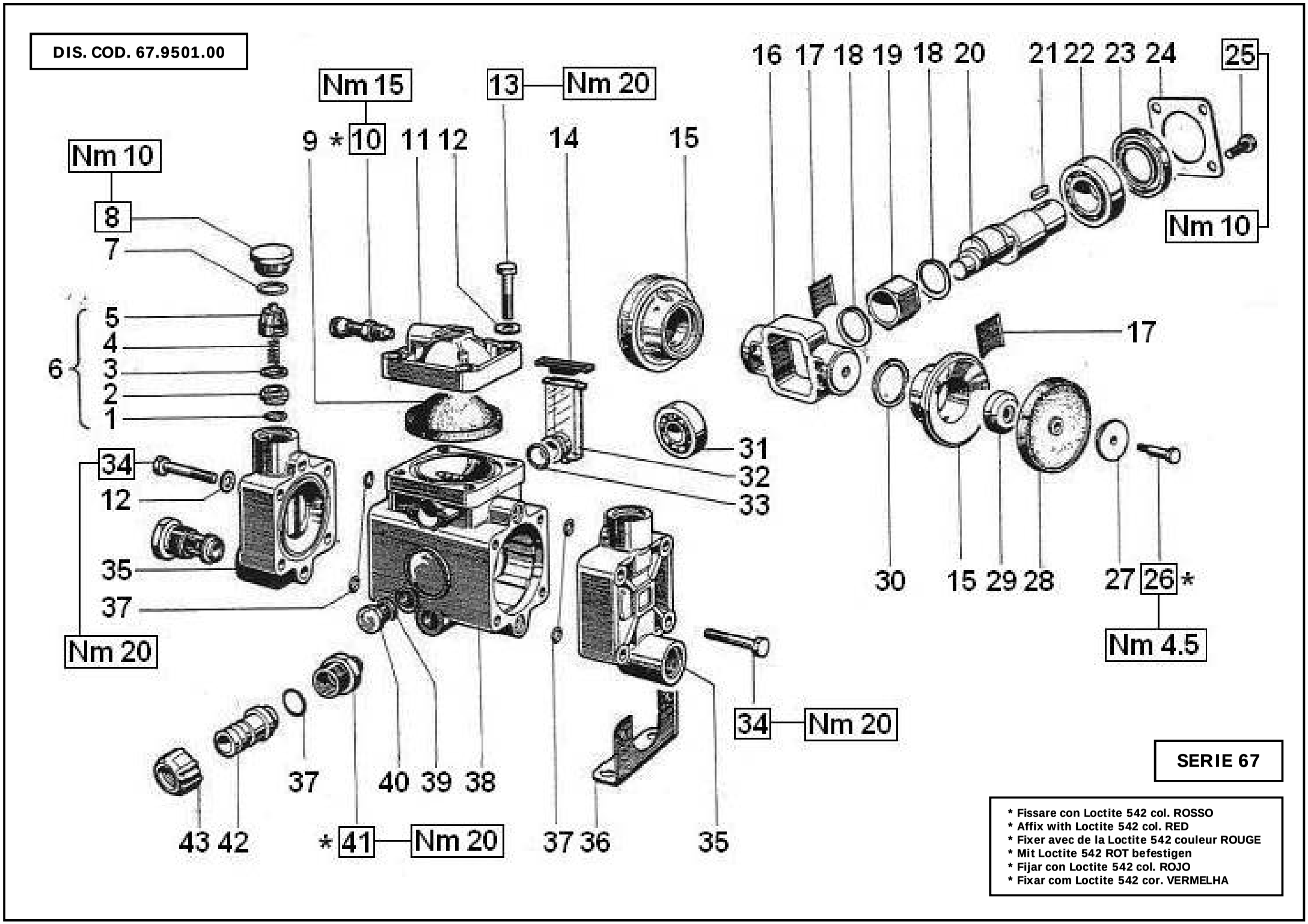
DIS. COD. 67.9501.00
Nm 15
13
Nm 20
16 17 18 19 18 20 21 22 23 24
25
Nm 10
9 * 10 11 12 14 15
Nm 10
8
7
5
4
6
3
2
1
17
31
32
33
34
12
35
37
Nm 20
30 15 29 28 27 26 *
Nm 4.5
34
Nm 20
37 40 39 38
43 42
* 41
Nm 20
37 36 35
SERIE 67
* Fissare con Loctite 542 col. ROSSO
* Affix with Loctite 542 col. RED
* Fixer avec de la Loctite 542 couleur ROUGE
* Mit Loctite 542 ROT befestigen
* Fijar con Loctite 542 col. ROJO
* Fixar com Loctite 542 cor. VERMELHA

T12

KIT RICAMBI - SPARE KITS

KIT Nr.	KIT 33	KIT 34	KIT 35	KIT 50
Posizioni incluse Positions included	1 - 2 - 3 4 - 5 - 7 8 (6)	9 - 10 11	26 - 27 28 - 29	4 - 8 - 9 12 - 13
Nr. Pcs.	4	1	2	4

POS	COD.	DESCRIZIONE – DESCRIPTION - KIT		NR
1	90.3841.00	OR D. 17.13x2.62 NBR SH. 70 3068	33	4
2	36.2003.66	Sede valvola	33	4
3	36.2001.76	Valvola	33	4
4	94.7376.00	Molla Dm. 9.4x14.8	33	4
5	36.2002.51	Guida valvola	33	4
6	36.7032.01	Gr. valvola aspiraz./mandata	33	4
7	90.3847.00	OR D. 20.24x2.62 NBR SH. 70 3081	33	4
8	98.2221.00	Tappo M24x2x15	33	4
9	46.1700.47	Membrana accumulatore	34	1
10	98.8650.00	Valvola aria	34	1
11	46.1802.22	Accumulatore di pressione	34	1
12	96.7020.00	Rosetta D. 8.4x15.0x1.5		12
13	99.3114.00	Vite M8x40 UNI 5737		4
14	46.2104.47	Coperchio serbatoio olio		1
15	67.0600.02	Camicia D. 34		2
16	67.2102.22	Slitta con pistone D. 34		1
17	46.2101.74	Piastrina di spinta		2
18	90.0634.00	Anello d'arresto SW25		2
19	46.2100.70	Anello comando slitta		1
20	46.0200.35	Albero ecc. C.10		1
21	91.4870.00	Linguetta 8x7x15 UNI 6604		1
22	91.8325.00	Cuscinetto a sfere		1

POS	COD.	DESCRIZIONE – DESCRIPTION - KIT		NR
23	90.1639.00	Anello rad. D. 25.0x52.0x7.0		1
24	46.1500.74	Coperchio carter		1
25	99.1807.00	Vite M6x10 UNI 5739		4
26	67.2106.70	Vite fissaggio membrana	35	2
27	67.1100.51	Piattello superiore membrana	35	2
28	67.0900.47	Membrana pistone	35	2
29	67.0700.51	Piattello inferiore membrana	35	2
30	92.7743.00	Fascia elastica D. 34		2
31	91.8020.00	Cuscinetto a sfere		1
32	46.2103.51	Serbatoio carico olio		1
33	90.3833.00	OR D. 13.95x2.62 NBR SH. 70 3056		1
34	99.3127.00	Vite M8x45 UNI 5737		8
35	67.1201.22	Testata pompa		2
36	46.2000.74	Piedino pompa		2
37	90.3825.00	OR D. 10.78x2.62 NBR SH. 70 3043		5
38	46.0100.22	Carter pompa		1
39	90.3585.00	OR D. 10.82x1.1.78 NBR SH. 70 2043		1
40	98.2042.50	Tappo G 1/4"x9 TE17 - Zinc.		1
41	95.2870.00	Nipplo doppio G 3/8"x 3/4"		1
42	96.3305.00	Raccordo diritto D. 16		1
43	92.9830.00	Galletto G 3/4"		1

REGOLATORE DI PRESSIONE – PRESSION REGULATOR

POS	COD.	DESCRIZIONE – DESCRIPTION - KIT		NR
1	90.3825.00	OR D. 10.78x2.62 NBR SH. 70 3043		1
2	98.1966.00	Tappo G 1/8"x8		1
3	36.0003.51	Leva		1
4	36.0002.02	Asta con pomolo	50	1
5	96.3275.00	Raccordo diritto D. 12		1
6	92.9770.00	Galletto G 1/2"		1
7	90.3585.00	OR D. 10.82x1.78 NBR SH. 70 2043		1
8	36.0004.70	Sede valvola	50	1
9	90.0521.00	Anello d'arresto A06 UNI 7435	50	1
10	92.2220.00	Dado M8x1.25		1
11	94.7386.00	Molla Dm. 10.5x38.0		1
12	96.7010.00	Rosetta D. 8.25x12.0x1.0	50	1
13	90.3578.00	OR D. 7.66x1.78 NBR SH. 70 2031	50	2
14	36.0000.51	Corpo valvola		1
15	96.3245.00	Raccordo diritto D. 8		1
16	92.9750.00	Galletto G 3/8"		1
17	99.1642.00	Vite M5x40 UNI 5737		2
18	96.6880.00	Rosetta D. 5.0x11.0x1.0		2
19	36.7002.01	Gr. valvola reg. pressione		1

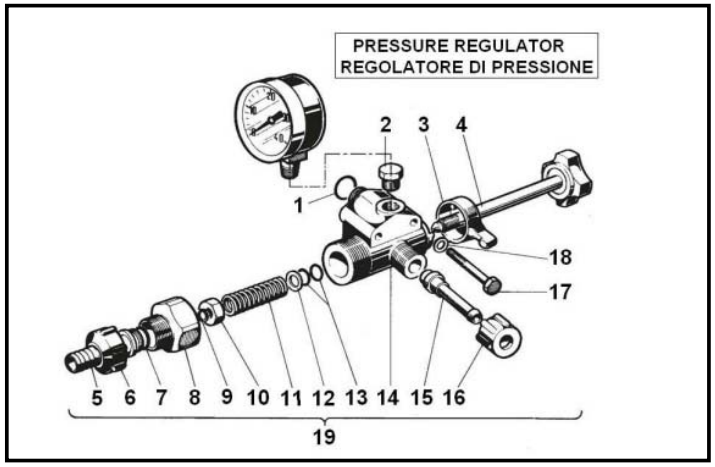

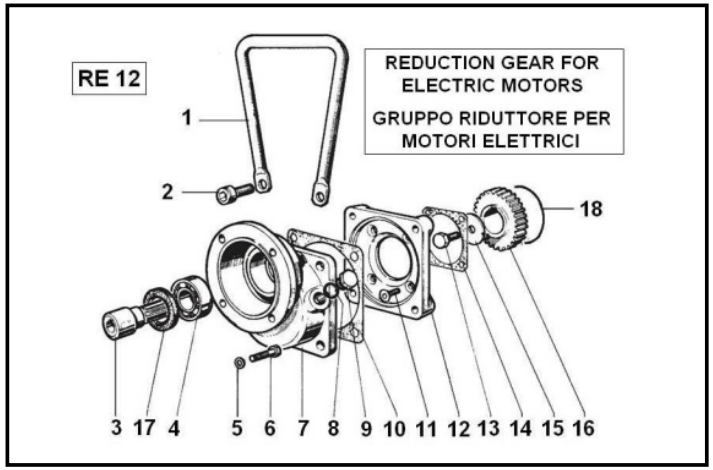

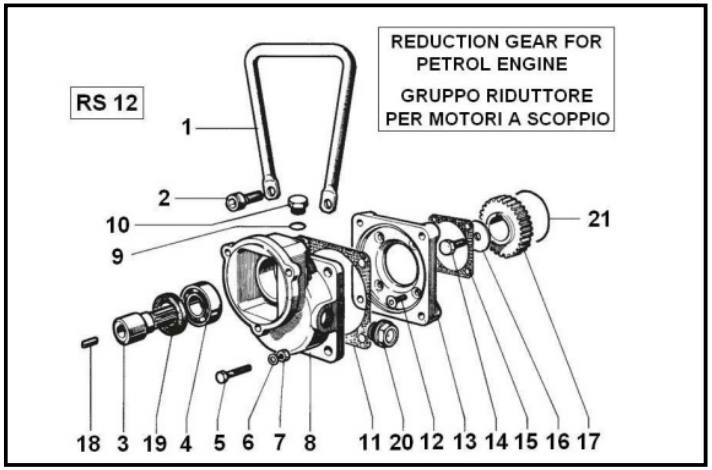

POS	COD.	DESCRIZIONE – DESCRIPTION - KIT	NR
19	90.1630.00	Anello rad. D. 24.0x42.0x8.0	1
20	97.5936.00	Spia livello olio G 1/2”	1
21	90.3885.00	OR D. 45.69x2.62 NBR SH. 70 3181	1

GRUPPO RIDUTTORE PER MOTORI ELETTRICI
REUCTION GEAR FOR ELECTRIC MOTOR

POS	COD.	DESCRIZIONE – DESCRIPTION – KIT	NR
1	67.2120.64	Manico	1
2	99.3652.00	Vite M10x20 UNI 6004	4
3	67.2117.65	Pignone Z10	1
4	91.8215.00	Cuscinetto a sfere	1
5	96.6940.00	Rosetta D. 6.4x12x1	4
6	99.1882.00	Vite M6x20 UNI 5739	4
7	67.2116.21	Carter riduttore	1
8	90.3585.00	OR D. 10.82x1.78 NBR SH. 70 2043	1
9	98.2042.50	Tappo G 1/4”x9	1
10	67.2113.84	Guarnizione carter	1
11	99.1850.00	Vite M6x16 UNI 5933	4
12	67.2109.22	Flangia	1
13	99.3037.00	Vite M8x16 UNI 5739	1
14	67.2112.84	Guarnizione flangia	1
15	96.7045.00	Rosetta D. 8.5x32.0x2.5	1
16	67.2118.55	Corona Z35	1
17	90.1644.00	Anello rad. D. 30.0x42.0x7.0	1
18	90.3885.00	OR D. 45.69x2.62 NBR SH. 70 3181	1

GRUPPO RIDUTTORE PER MOTORI A SCOPPIO
REDUCTION GEAR FOR PETROL MOTOR

POS	COD.	DESCRIZIONE – DESCRIPTION - KIT	NR
1	67.2120.64	Manico	1
2	99.3652.00	Vite M10x20 UNI 5931	4
3	67.2110.65	Pignone Z10	1
4	91.8215.00	Cuscinetto a sfere	1
5	99.1597.00	Vite M5x25 UNI 5737	3
6	96.6880.00	Rosetta D. 5.0x11.0x1.0	3
7	92.1975.00	Dado M5x8x4 UNI 5588	3
8	67.2108.22	Carter riduttore	1
9	90.3585.00	OR D. 10.82x1.78 NBR SH. 70 2043	1
10	98.2042.50	Tappo G 1/4”x9	1
11	67.2113.84	Guarnizione carter	1
12	99.1850.00	Vite M6x16 UNI 5933	4
13	67.2109.22	Flangia	1
14	99.3037.00	Vite M8x16 UNI 5739	1
15	67.2112.84	Guarnizione flangia	1
16	96.7045.00	Rosetta D. 8.5x32.0x2.5	1
17	67.2111.55	Corona Z58	1
18	91.4680.00	Linguetta 4x4x20 UNI 6604	1

INTERPUMP GROUP

DIS. COD. 75.9502.00

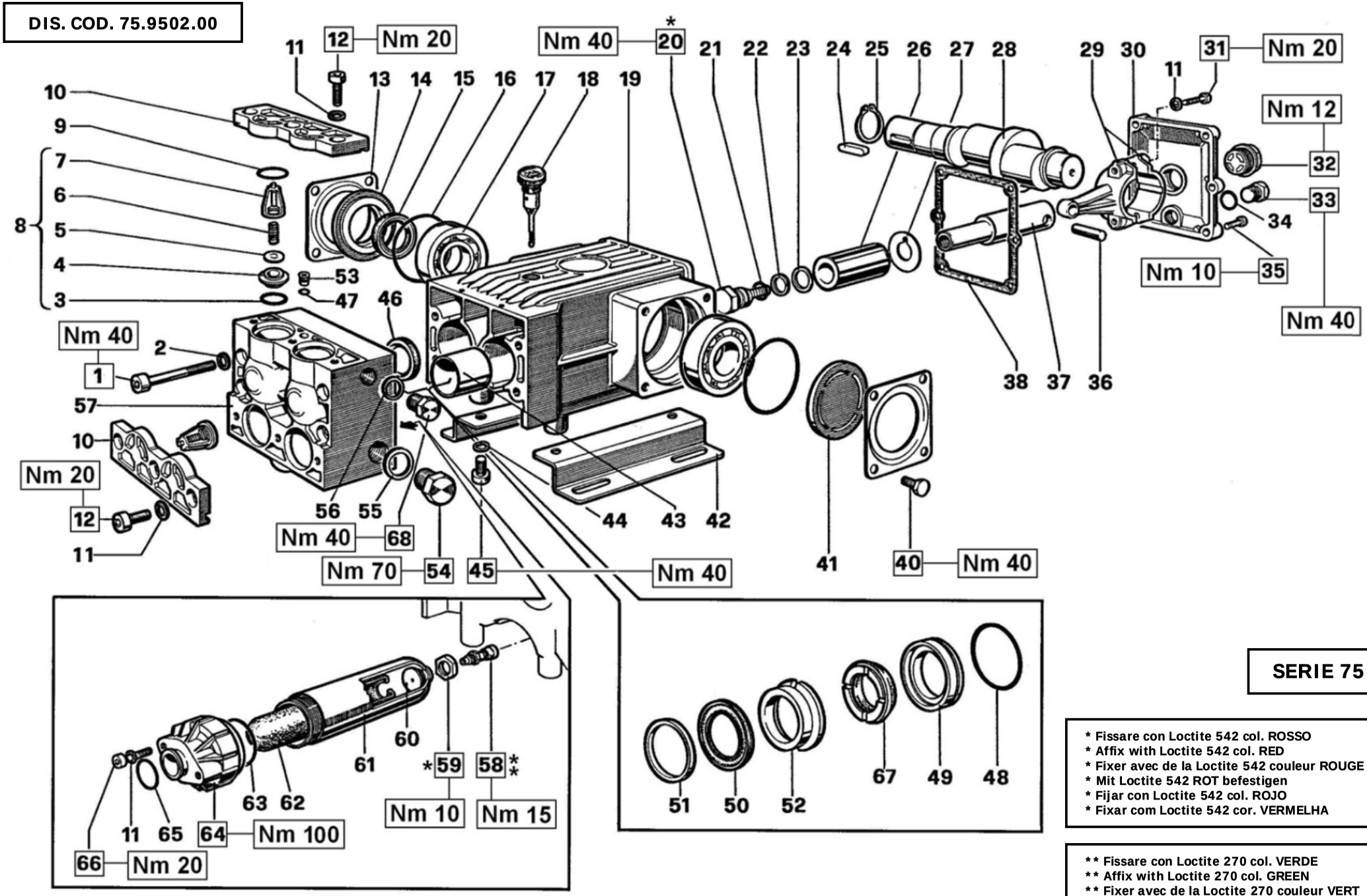

SERIE 75

* Fissare con Loctite 542 col. ROSSO
* Affix with Loctite 542 col. RED
* Fixer avec de la Loctite 542 couleur ROUGE
* Mit Loctite 542 ROT befestigen
* Fijar con Loctite 542 col. ROJO
* Fixar com Loctite 542 cor. VERMELHA

** Fissare con Loctite 270 col. VERDE
** Affix with Loctite 270 col. GREEN
** Fixer avec de la Loctite 270 couleur VERT
** Mit Loctite 270 GRÜN befestigen
** Fijar con Loctite 270 col. VERDE
** Fixar com Loctite 270 cor. VERDE

INTERPUMP GROUP

GENERAL PUMP

T33

KIT RICAMBI – SPARE KITS

KIT Nr.	KIT 32	KIT 37	KIT 38	KIT 39	KIT 40	KIT 41	KIT 42	KIT 62	KIT 74
Posizioni incluse Positions included	15	46	50 - 67	48 – 49 50 – 51 52 - 67	48 - 49	51	52	3 – 4 5 – 6 7 (8)	20 – 21 22 - 23
Nr. Pcs.	2	3	3	1	1	6	3	6	3

POS	COD.	DESCRIZIONE – DESCRIPTION - KIT	NR
1	99.3787.00	Vite M10x80 UNI 5931	4
2	96.7104.00	Rosetta D. 10.5x16.0x1.0	4
3	90.3859.00	OR D. 25.07x2.62 NBR SH. 70 3100 62	4
4	36.2017.66	Sede valvola 62	4
5	36.2018.76	Valvola 62	4
6	94.7394.00	Molla Dm. 10.7x22.5 62	4
7	36.2008.51	Guida valvola 62	4
8	36.7060.01	Gr. valvola aspiraz./mandata 62	4
9	90.4055.00	OR D. 29.75x3.53 NBR SH. 70 4118	4
10	75.2180.22	Coperchio valvole	2
11	96.7014.00	Rosetta D. 8.4x13.0x0.8	12
12	99.3059.00	Vite M8x20 UNI 5931	6
13	68.1500.74	Coperchio carter	2
14	69.2115.51	Distanziale	1
15	90.1672.00	Anello rad. D. 35.0x52.0x8.0 32	1
16	90.4131.00	OR D. 73.03x3.53 NBR SH. 70 176	2
17	91.8470.00	Cuscinetto a sfere 6207	2
18	98.2106.00	Tappo carico olio	1
19	75.0100.22	Carter pompa	1
20	69.2195.66	Vite fissaggio pistone 74	2
21	90.3841.00	OR D. 17.13x2.62 NBR SH. 70 3068 74	2
22	90.5107.00	Anello antiest. D. 17.4x22.0x1.5 74	2

POS	COD.	DESCRIZIONE – DESCRIPTION – KIT	NR
23	96.7555.00	Rosetta D. 22.0x27.0x0.5 74	2
24	91.4878.00	Linguetta 8x7x25 UNI 6604	1
25	90.0695.00	Anello d'arresto A35 UNI 7435	1
26	69.0400.09	Pistone D. 36	2
27	96.7565.00	Rosetta D. 22.3x42.0x0.5	2
28	75.0203.35 75.0205.35 75.0208.35	Albero ecc. C,24 - D.35 Albero ecc. C.24 - 1-3/8'' Albero ecc. C.24 - 1-3/8'' - D.35	1
29	69.0300.01	Biella completa	2
30	75.1600.22	Coperchio carter	1
31	99.3099.00	Vite M8x35 UNI 5931	4
32	97.5968.00	Spia livello olio G 3/4"	1
33	98.2100.50	Tappo G 3/8"x13 TE22 – Zinc.	1
34	90.3833.00	OR D. 13.95x2.62 NBR SH. 70 3056	1
35	99.1867.00	Vite M6x18 UNI 5931	6
36	97.7398.00	Spinotto D. 14x31.5	2
37	69.0500.22	Guida pistone	2
38	75.2119.84	Guarnizione coperchio	1
40	99.3636.00	Vite M10x16 UNI 5739	8
41	69.2116.51	Distanziale	1
42	47.2000.74	Piedino pompa	2
43	90.9162.00	Boccola D. 32x36x40	2
44	96.7106.00	Rosetta D. 10.2x16.1x2.5	4
45	99.3644.00	Vite M10x18 UNI 5931	4

POS	COD.	DESCRIZIONE – DESCRIPTION - KIT	NR
46	90.1656.00	Anello rad. D. 32.0x42.0x7.0 37	2
47	90.3576.00	OR D. 6.75x1.78 NBR SH. 70 106	1
48	90.3885.00	OR D. 45.69x2.62 NBR SH. 70 3181 39-40	2
49	69.0802.70	Anello di fondo D. 36 39-40	2
50	90.2820.00	Anello ten. alt. D. 36x48x6/3.5 HP 38-39	2
51	69.1002.93	Anello di testa D. 36 39-41	2
52	69.2168.70	Anello intermedio D. 36 39-42	2
53	75.2203.70	Tappo	1
54	98.2265.00	Tappo G 3/4"x16	1
55	96.7700.00	Rosetta D. 26.5x32.0x1.5	1
56	96.7380.00	Rosetta D. 17.5x23.0x1.5	1
57	75.1200.22	Testata pompa	1
58	98.8650.00	Valvola aria G 1/8"x11.5	1
59	92.2562.00	Dado M16x1.5x20x4.5	1
60	75.2105.70	Vite fissaggio membrana	1
61	75.1800.89	Accumulatore superiore	1
62	75.1700.47	Membrana accumulatore	1
63	90.4077.00	OR D. 44.45x3.53 NBR SH. 70 149	1
64	75.1900.64	Accumulatore inferiore	1
65	90.4041.00	OR D. 20.22zx3.53 NBR SH. 70 4081	1
66	99.3084.00	Vite M8x30 UNI 5931	2
67	90.2823.00	Anello ten. alt. D. 36x48x7.5 LP 38-39	2
68	98.2100.00	Tappo G 3/8"x13	1

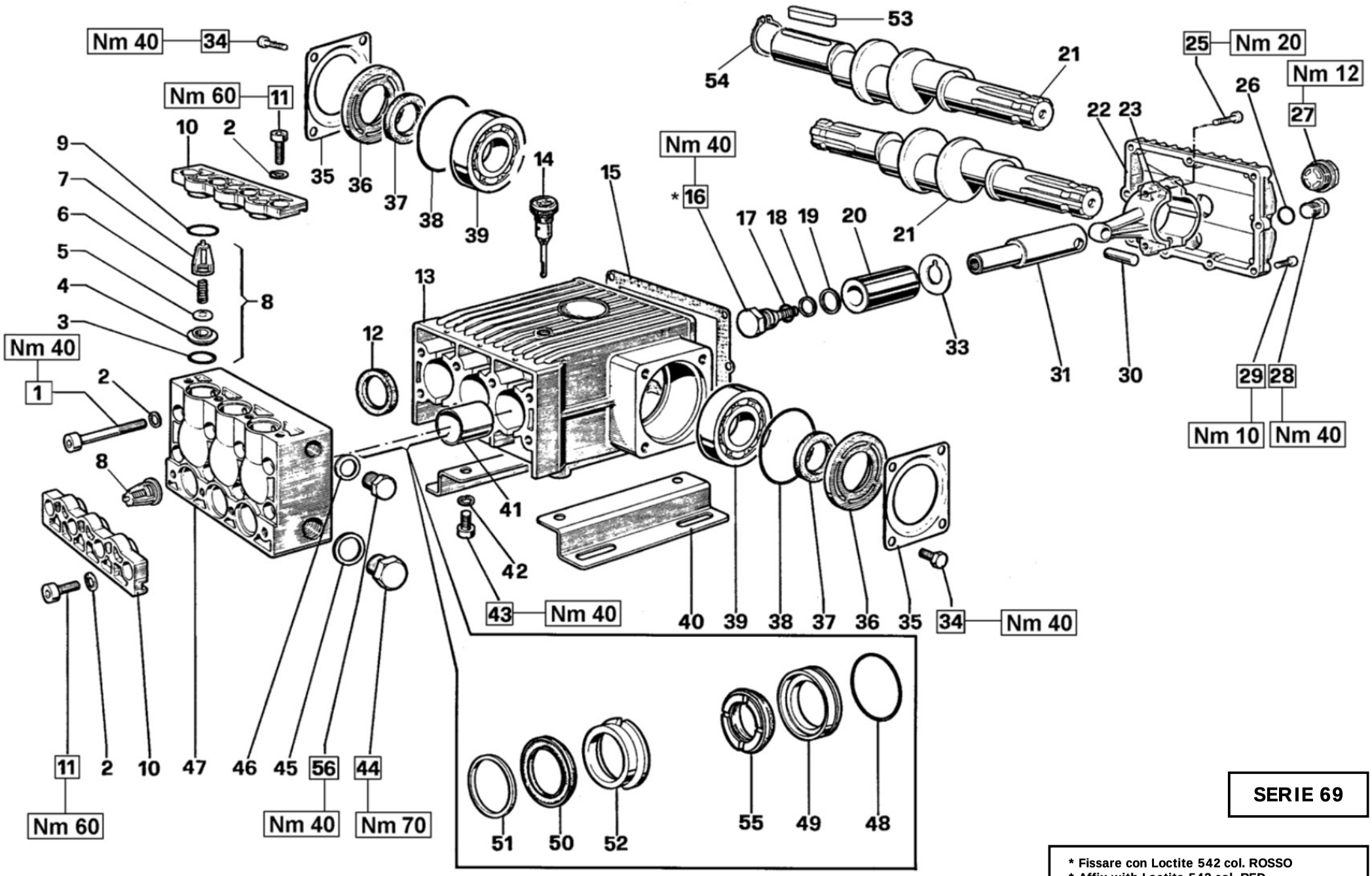

SERIE 69

* Fissare con Loctite 542 col. ROSSO
* Affix with Loctite 542 col. RED
* Fixer avec de la Loctite 542 couleur ROUGE
* Mit Loctite 542 ROT befestigen
* Fijar con Loctite 542 col. ROJO
* Fixar com Loctite 542 cor. VERMELHA

DIS. COD. 69.9513.00

T44 – T55

KIT RICAMBI – SPARE KITS

KIT Nr.	KIT 32	KIT 37	KIT 38	KIT 39	KIT 40	KIT 41	KIT 42	KIT 62	KIT 74
Posizioni incluse Positions included	37	12	50 - 55	48 - 49 50 - 51 52 - 55	48 - 49	51	52	3 - 4 5 - 6 7 (8)	16 - 17 18 - 19
Nr. Pcs.	2	3	3	1	3	6	3	6	3

POS	COD.	DESCRIZIONE – DESCRIPTION - KIT	NR
1	99.3787.00	Vite M10x80 UNI 5931	8
2	96.7104.00	Rosetta D. 10.5x16.0x1.0	16
3	90.3859.00	OR D. 25.07x2.62 NBR SH. 70 3100 62	6
4	36.2017.66	Sede valvola 62	6
5	36.2018.76	Valvola 62	6
6	94.7394.00	Molla Dm. 10.7x22.5 62	6
7	36.2008.51	Guida valvola 62	6
8	36.7060.01	Gr. valvola aspiraz./mandata 62	6
9	90.4055.00	OR D. 29.75x3.53 NBR SH. 70 4118	6
10	69.2180.22	Coperchio valvole	2
11	99.3671.00	Vite M10x25 UNI 5931	8
12	90.1656.00	Anello rad. D. 32.0x42.0x7.0 37	3
13	69.0100.22	Carter pompa	1
14	98.2106.00	Tappo carico olio G 3/8”	1
15	69.2119.84	Guarnizione coperchio posteriore	1
16	69.2195.66	Vite fissaggio pistone 74	3
17	90.3841.00	OR D. 17.13x2.62 NBR SH. 70 3068 74	3
18	90.5107.00	Anello antiest. D. 17.4x22.0x1.5 74	3
19	96.7555.00	Rosetta D. 22.0x27.0x0.5 74	3
20	69.0400.09	Pistone D. 36x60	3
21	69.0200.35 69.0207.35	Albero ecc. C.24 - 1-3/8’’ - 1-3/8’’ Albero ecc. C.24 - 1-3/8’’ - D.35	1

POS	COD.	DESCRIZIONE – DESCRIPTION - KIT	NR
22	69.1600.22	Coperchio posteriore carter	1
23	69.0300.01	Biella – Completa	3
25	99.3099.00	Vite M8x35 UNI 5931	6
26	90.3833.00	OR D. 13.95x2.62 NBR SH. 70 3056	1
27	97.5968.00	Spia livello olio G 3/4”	1
28	98.2100.50	Tappo G 3/8”x13 TE22 – Zinc.	1
29	99.1867.00	Vite M6x18 UNI 5931	9
30	97.7398.00	Spinotto D. 14x31.5	3
31	69.0500.22	Guida pistone	3
33	96.7565.00	Rosetta D. 22.3x41.2x0.5	3
34	99.3636.00	Vite M10x19 UNI 5739	8
35	68.1500.74	Coperchio laterale carter	2
36	69.2115.51	Distanziale	2
37	90.1672.00	Anello rad. D. 35.0x52.0x8.0 32	2
38	90.4131.00	OR D. 73.03x3.53 NBR SH. 70 176	2
39	91.8480.00	Cuscinetto a sfere	2
40	47.2000.74	Piedino pompa	2
41	90.9162.00	Boccola D. 32x36x40	3
42	96.7106.00	Rosetta D. 10.2 DIN 7980	4
43	99.3644.00	Vite M10x18 UNI 5931	4
44	98.2265.00	Tappo G 3/4”x16	1
45	96.7700.00	Rosetta D. 26.5x32.0x1.5	1
46	96.7380.00	Rosetta D. 17.5x23.0x1.5	1

POS	COD.	DESCRIZIONE – DESCRIPTION - KIT	NR
47	69.1200.22	Testata pompa	1
48	90.3885.00	OR D. 45.69x2.62 NBR SH. 70 3181 39-40	3
49	69.0802.70	Anello di fondo D. 36 39-40	3
50	90.2820.00	Anello ten. alt. D. 36x48x6/3.5 HP 38-39	3
51	69.1002.93	Anello di testa D. 36 39-41	3
52	69.2168.70	Anello intermedi D. 36 39-42	3
53	91.4969.00	Linguetta 10x8x40 Uni 6604	1
54	90.0695.00	Anello d’arresto A35 UNI 7435	1
55	90.2823.00	Anello ten. alt. D. 36x48x7.5 LP 38-39	3
56	98.2100.00	Tappo G 3/8’’x13	1

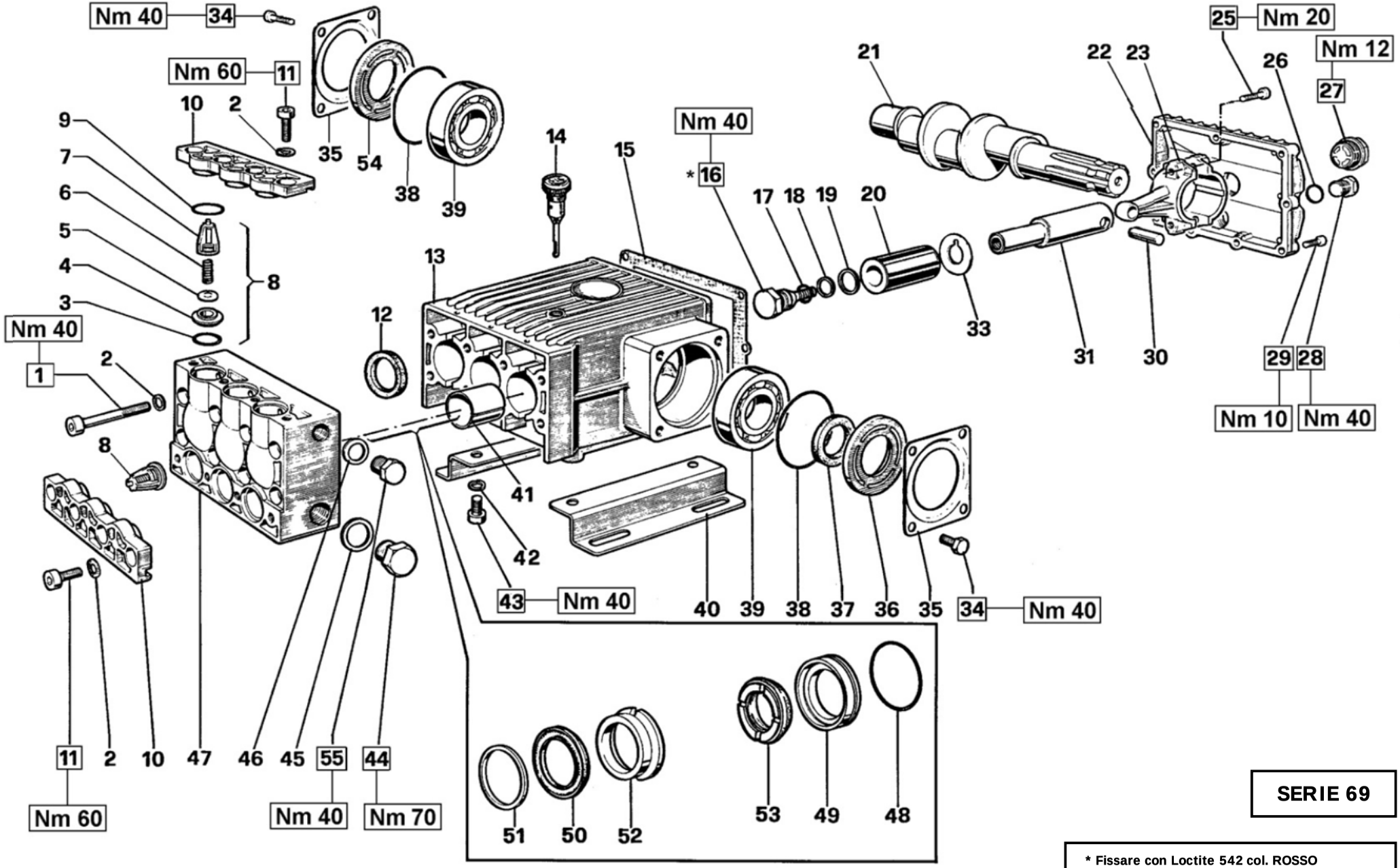

SERIE 69

* Fissare con Loctite 542 col. ROSSO
* Affix with Loctite 542 col. RED
* Fixer avec de la Loctite 542 couleur ROUGE
* Mit Loctite 542 ROT befestigen
* Fijar con Loctite 542 col. ROJO
* Fixar com Loctite 542 cor. VERMELHA

T44 – T55

KIT RICAMBI – SPARE KITS

KIT Nr.	KIT 32	KIT 37	KIT 38	KIT 39	KIT 40	KIT 41	KIT 42	KIT 62	KIT 74
Posizioni incluse Positions included	37	12	50 - 53	48 - 49 50 - 51 52 - 53	48 - 49	51	52	3 - 4 5 - 6 7 (8)	16 - 17 18 - 19
Nr. Pcs.	2	3	3	1	3	6	3	6	3

POS	COD.	DESCRIZIONE – DESCRIPTION - KIT	NR
1	99.3787.00	Vite M10x80 UNI 5931	8
2	96.7104.00	Rosetta D. 10.5x16.0x1.0	16
3	90.3859.00	OR D. 25.07x2.62 NBR SH. 70 3100 62	6
4	36.2017.66	Sede valvola 62	6
5	36.2018.76	Valvola 62	6
6	94.7394.00	Molla Dm. 10.7x22.5 62	6
7	36.2008.51	Guida valvola 62	6
8	36.7060.01	Gr. valvola aspiraz./mandata 62	6
9	90.4055.00	OR D. 29.75x3.53 NBR SH. 70 4118	6
10	69.2180.22	Coperchio valvole	2
11	99.3671.00	Vite M10x25 UNI 5931	8
12	90.1656.00	Anello rad. D. 32.0x42.0x7.0 37	3
13	69.0100.22	Carter pompa	1
14	98.2106.00	Tappo carico olio G 3/8”	1
15	69.2119.84	Guarnizione coperchio posteriore	1
16	69.2195.66	Vite fissaggio pistone 74	3
17	90.3841.00	OR D. 17.13x2.62 NBR SH. 70 3068 74	3
18	90.5107.00	Anello antiest. D. 17.4x22x1.5 74	3
19	96.7555.00	Rosetta D. 22.0x27.0x0.5 74	3
20	69.0400.09	Pistone D. 36x60	3
21	69.0203.35	Albero ecc. C.24 – 1-3/8’’	1
22	69.1600.22	Coperchio posteriore carter	1

POS	COD.	DESCRIZIONE – DESCRIPTION - KIT	NR
23	69.0300.01	Biella – Completa	3
25	99.3099.00	Vite M8x35 UNI 5931	6
26	90.3833.00	OR D. 13.95x2.62 NBR SH. 70 3056	1
27	97.5968.00	Spia livello olio G 3/4”	1
28	98.2100.50	Tappo G 3/8”x13 TE22 – Zinc.	1
29	99.1867.00	Vite M6x18 UNI 5931	9
30	97.7398.00	Spinotto D. 14x31.5	3
31	69.0500.22	Guida pistone	3
33	96.7565.00	Rosetta D. 22.3x41.2x0.5	3
34	99.3636.00	Vite M10x19 UNI 5739	8
35	68.1500.74	Coperchio laterale carter	2
36	69.2115.51	Distanziale	1
37	90.1672.00	Anello rad. D. 35.0x52.0x8.0 32	1
38	90.4131.00	OR D. 73.03x3.53 NBR SH. 70 176	2
39	91.8480.00	Cuscinetto a sfere	2
40	47.2000.74	Piedino pompa	2
41	90.9162.00	Boccola D. 32x36x40	3
42	96.7106.00	Rosetta D. 10.2 DIN 7980	4
43	99.3644.00	Vite M10x18 UNI 5931	4
44	98.2265.00	Tappo G 3/4”x16	1
45	96.7700.00	Rosetta D. 26.5x32.0x1.5	1
46	96.7380.00	Rosetta D. 17.5x23.0x1.5	1

POS	COD.	DESCRIZIONE – DESCRIPTION - KIT	NR
47	69.1200.22	Testata pompa	1
48	90.3885.00	OR D. 45.69x2.62 NBR SH. 70 3181 39-40	3
49	69.0802.70	Anello di fondo D. 36 39-40	3
50	90.2820.00	Anello ten. alt. D. 36x48x6/3.5 HP 38-39	3
51	69.1002.93	Anello di testa D. 36 39-41	3
52	69.2168.70	Anello intermedi D. 36 39-42	3
53	90.2823.00	Anello ten. alt. D. 36x48x7.5 LP 38-39	3
54	69.2116.51	Distanziale	1
55	98.2100.00	Tappo G 3/8’’x13	1

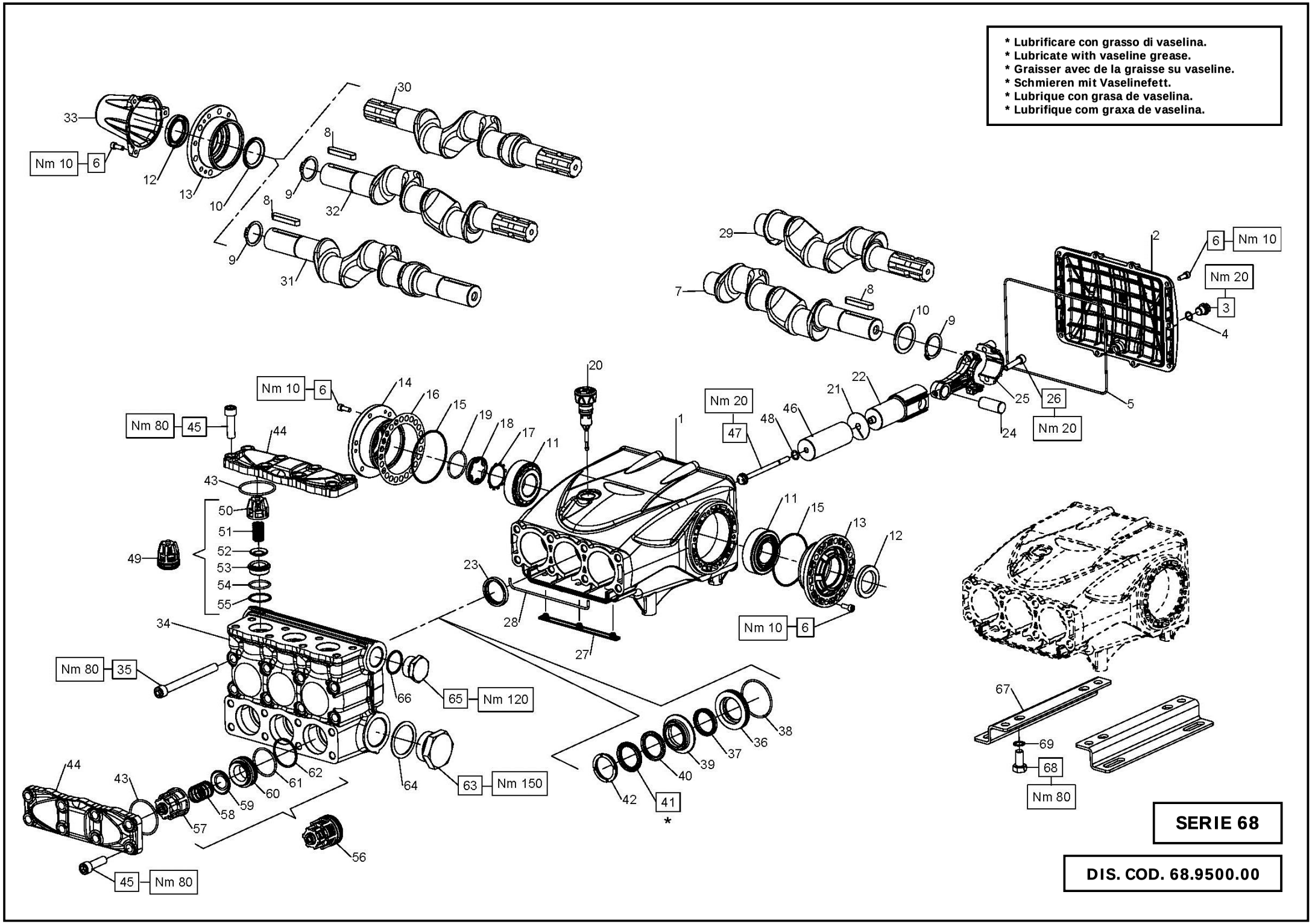
* Lubrificare con grasso di vaselina.
* Lubricate with vaseline grease.
* Graisser avec de la graisse su vaseline.
* Schmieren mit Vaselinefett.
* Lubrique con grasa de vaselina.
* Lubrifique com graxa de vaselina.
Nm 10
Nm 20
Nm 80
Nm 120
Nm 150
SERIE 68
DIS. COD. 68.9500.00

AB80 - AB90 - AB100
AB110 - AB120 - AB140
AB150 - AB180

KIT RICAMBI - SPARE KITS

					D. 36	D. 40	D. 45	D. 50
KIT NR.	**KIT 295**	**KIT 296**	**KIT 297**	**KIT 298**	**KIT 299**	**KIT 300**	**KIT 301**	**KIT 302**
Posizioni incluse Positions included	**43 - 50 51 - 52 53 - 54 55 (49)**	**43 - 57 58 - 59 60 - 61 62 (56)**	**23**	**12**	**37 - 38 40 - 41 42**	**37 - 38 40 - 41 42**	**37 - 38 40 - 41 42**	**37 - 38 40 - 41 42**
Nr. Pcs.	**3**	**3**	**3**	**2**	**3**	**3**	**3**	**3**

PISTON D. 36	PISTON D. 40	PISTON D. 45	PISTON D. 50
AB80 - AB90	AB100 - AB110	AB120 - AB140	AB150 - AB180

POS	COD.	DESCRIZIONE – DESCRIPTION - KIT	NR
1	68.0100.22	Carter pompa	1
2	68.1600.22	Coperchio posteriore	1
3	98.2042.50	Tappo G 1/4"x12 DIN 910	1
4	90.3585.00	OR D. 10.82x1.78 NBR SH.70 2043	1
5	90.3948.00	OR D. 209.22x2.62 NBR SH.70	1
6	99.1854.00	Vite M6x16 5931	22
7	68.0200.35	Albero ecc. C.45	1
8	91.4978.00	Linguetta 10x8x55 UNI 6604	1
9	90.0695.00	Anello d'arresto A35 UNI 7435	1
10	68.2105.54	Distanziale cuscinetto	1
11	91.8473.00	Cuscinetto a rulli conici	2
12	90.1672.00	Anello rad. D. 35.0x52.0x7.0 298	1
13	70.1500.22	Coperchio laterale lato PTO	1
14	70.1501.22	Coperchio laterale lato spia	1
15	90.3915.00	OR D. 80.60x2.62 NBR SH.70 3318	2
16	70.2200.81 70.2203.81	Spessore 0.1 mm. Spessore 0.25 mm.	-
17	90.0756.00	Anello d'arresto ZJ45	1
18	70.2118.01	Spia livello olio	1
19	90.3877.00	OR D. 39.34x2.62 NBR SH.70 3156	1
20	98.2115.00	Tappo con asta D. 21.5x70	1
21	96.7099.00	Rosetta D. 10.0x45.0x1.0	3
22	68.0500.22	Guida pistone	3
23	90.1676.00	Anello rad. D.36.0x47.0x7.0 297	3
24	97.7425.00	Spinotto D. 18x45	3
25	68.0300.01	Biella completa	3

POS	COD.	DESCRIZIONE – DESCRIPTION – KIT	NR
26	99.3099.00	Vite serraggio biella	6
27	68.2106.51	Protezione	1
28	68.2107.82	Guarnizione spugna D. 3x190	1
29	68.0201.35	Albero ecc. C.45 - 1-3/8"	1
30	68.0203.35	Albero ecc. C.45 - 1-3/8" D.PTO	1
31	68.0202.35	Albero ecc. C.45 - D.PTO	1
32	68.0204.35	Albero ecc. C.45 - 1-3/8-D. 35 D.PTO	1
33	68.2108.51	Protezione codolo D.PTO	1
34	68.1200.13 68.1201.13 68.1202.13 68.1203.13	Testata pistone D. 36 Testata pistone D. 40 Testata pistone D. 45 Testata pistone D. 50	1
35	99.4466.00	Vite M12x130 5931	8
36	68.0800.70 68.0801.70 68.0802.70 68.0803.70	Anello di fondo D. 36 Anello di fondo D. 40 Anello di fondo D. 45 Anello di fondo D. 50	3
37	90.2798.00 90.2846.00 90.2860.00 90.2828.00	Anello ten. alt. D. 36x44x5.5 LP 299 Anello ten. alt. D. 45x53x5.5 LP 301 Anello ten. alt. D. 50x58x5.5 LP 302 Anello ten. alt. D. 40x48x5.5 LP 300	3
38	90.3900.00 90.3907.00	OR D. 58.42x2.62 NBR SH. 70 3231 D. 36-40 299-300 OR D. 63.17x2.62 NBR SH. 70 3550 D. 45-50 301-302	3
39	68.2100.70 68.2101.70 68.2102.70 68.2103.70	Anello intermedio D. 36 Anello intermedio D. 40 Anello intermedio D. 45 Anello intermedio D. 50	3
40	90.2838.00 90.2865.00 90.2818.00 90.2848.00	Anello RESTOP D. 40x55x8/4.5 300 Anello RESTOP D. 50x65x8/4.5 302 Anello RESTOP D. 36x48x6/3 299 Anello RSETOP D. 45x60x6.5/3 301	3
41	90.2820.00 90.2832.00	An. ten. alt. D. 36x48x6/3.5 HP 299 An. ten. alt. D. 40x55x7.5/4.5 HP 300	3

POS	COD.	DESCRIZIONE – DESCRIPTION – KIT	NR
41	90.2863.00 90.2850.00	An. ten. alt. D. 50x65x7.5/4.5 HP 302 An. ten. alt. D. 45x60x7.5/4.5 HP 301	13
42	71.1002.51 71.1003.51 68.1000.51 76.1002.51	Anello di testa D. 36 299 Anello di testa D. 40 300 Anello di testa D. 50 302 Anello di testa D. 45 301	3
43	90.3893.00	OR D. 53.65x2.62 295-296	6
44	68.2104.22	Coperchio valvole	2
45	99.4305.00	Vite M12x40 5931	16
46	71.0404.09 71.0405.09 68.0400.09 68.0401.09	Pistone D. 36x95 Pistone D. 40x95 Pistone D. 45x95 Pistone D. 50x95	3
47	71.2195.66	Vite fissaggio pistone	3
48	90.3671.00	OR D. 11.00x2.00 NBR SH.90	3
49	36.7206.01	Gr. valvola di mandata 295	3
50	36.2009.51	Guida valvola di mandata 295	3
51	94.7450.00	Molla Dm. 16x27.5 295	3
52	36.2010.76	Valvola sferica 295	3
53	36.2048.66	Sede valvola di mandata 295	3
54	90.3865.00	OR D. 29.82x2.62 NBR SH. 70 3118 295	3
55	90.5178.00	Anello antiest. D.31.0x35.5x1.5 295	3
56	36.7205.01	Gr. valvola d'aspirazione 296	3
57	36.2045.51	Guida valvola d'aspirazione 296	3
58	94.7541.00	Molla Dm. 24.7x31 296	3
59	36.2115.76	Valvola sferica 296	3
60	36.2116.66	Sede valvola d'aspirazione 296	3
61	90.3880.00	OR D. 42.52x2.62 NBR SH. 70 3168 296	3
62	90.5233.00	Anello antiest. D. 43.5x48.0x1.5 296	3
63	98.2441.00	Tappo G 1-1/2"x20	1
64	96.8020.00	Rosetta D. 48.0x60.0x1.5	1
65	98.2325.00	Tappo G 1"x17	1
66	96.7870.00	Rosetta D. 33.5x38.0x1.5	1
67	76.2000.74	Piedino pompa	2
68	99.4266.00	Vite M12x25 5739	4
69	96.7195.00	Rosetta D. 13.0x18.0x1.1	4

REGOLATORI AUTOMATICI DI PRESSIONE - AUTOMATIC PRESSURE REGULATORS
RÉGULATEURS AUTOMATIQUE DE PRESSION - AUTOMATISCHE DRUCKREGLER
AUTOMÁTICO REGULADORES DE PRESIÓN - PRESSÃO REGULADORES AUTOMÁTICOS

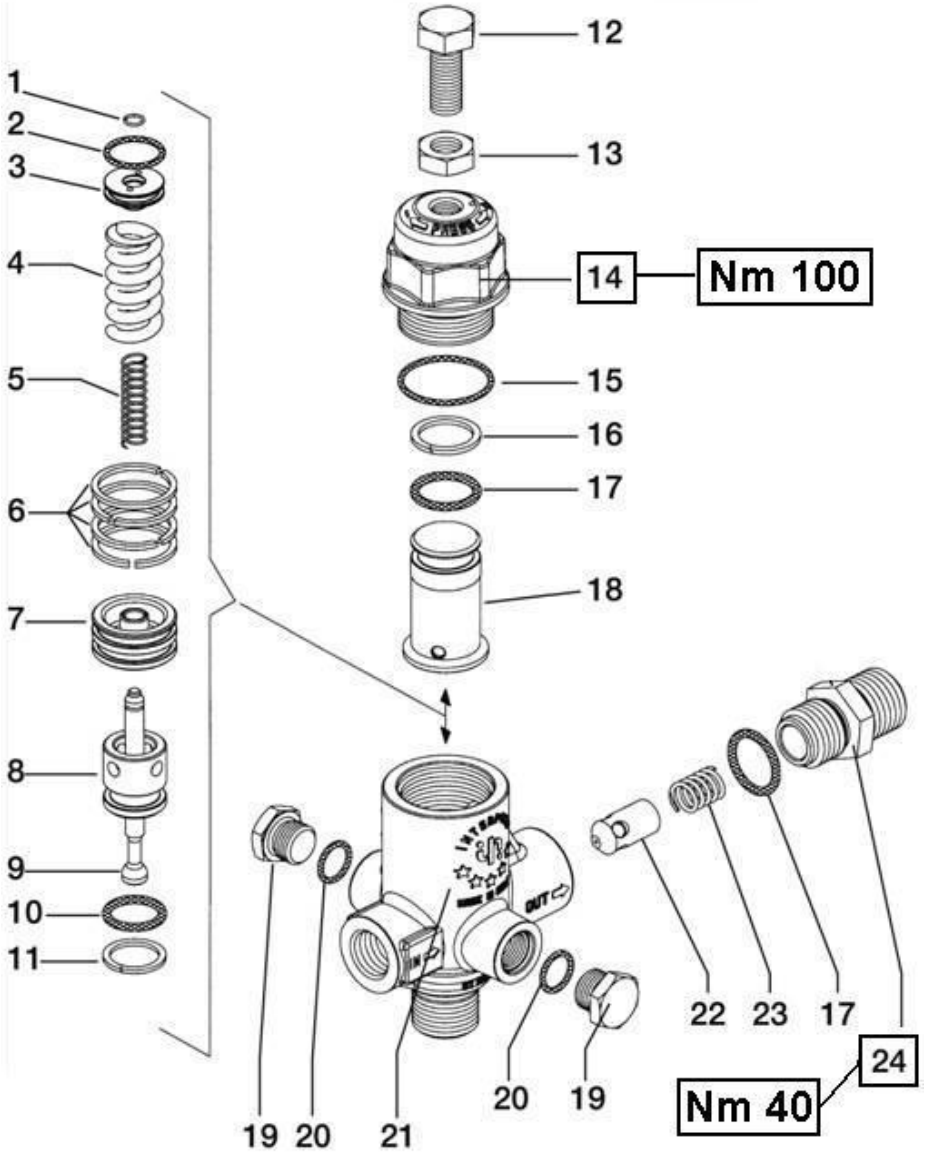

KIT NR.	KIT 168
Posizioni incluse Positions included	1 - 2 - 3 - 4 5 - 6 - 7 - 8 9 - 10 - 11
Nr. Pcs.	1÷2

K1

DIS. COD. 36.9523.00

POS	COD.	DESCRIZIONE – DESCRIPTION	KIT	NR
1	90.0060.00	Anello seeger D. 6	168	1
2	90.3593.00	OR D. 15.6x1.78 NBR SH. 70 2062	168	1
3	36.3257.70	Piattello molla	168	1
4	94.7425.00	Molla Dm. 14.0x35.0	168	1
5	94.7337.00	Molla Dm. 7.3x32.0	168	1
6	92.7722.00	Fascia elastica D. 27-24.55x27.55	168	4
7	36.3255.70	Pistoncino di comando	168	1
8	36.3256.66	Sede valvola	168	1
9	36.3254.66	Asta valvola	168	1
10	90.3835.00	OR D. 15.08x2.62 NBR SH. 70 119	168	1
11	90.5090.00	Anello antiest. D. 15.8x20.0x1.3	168	1
12	99.3663.00	Vite M10x25 UNI 5740		1
13	92.2368.00	Dado M10x25 UNI 5589		1

POS	COD.	DESCRIZIONE – DESCRIPTION	KIT	NR
14	36.3251.41	Corpo superiore		1
15	90.3606.00	OR D. 26.7x1.78 NBR SH. 70 2106		1
16	90.5107.00	Anello antiest. D. 17.4x22.0x1.5		1
17	90.3841.00	OR D. 17.12x2.62 NBR SH. 70 3068		2
18	36.32527.0	Fine corsa		1
19	98.2041.00	Tappo G 1/4”x9		2
20	90.3585.00	OR D. 10.82x1.78 NBR SH. 70 2043		2
21	36.3250.41	Corpo inferiore		1
22	36.3258.66	Ugello		1
23	94.7375.00	Molla Dm. 9.4x17.0		1
24	36.3253.70 36.3269.70	Nipplo G 1/2” Nipplo G 3/8” - OPTIONAL		1

DIS. COD. 36.9567.00

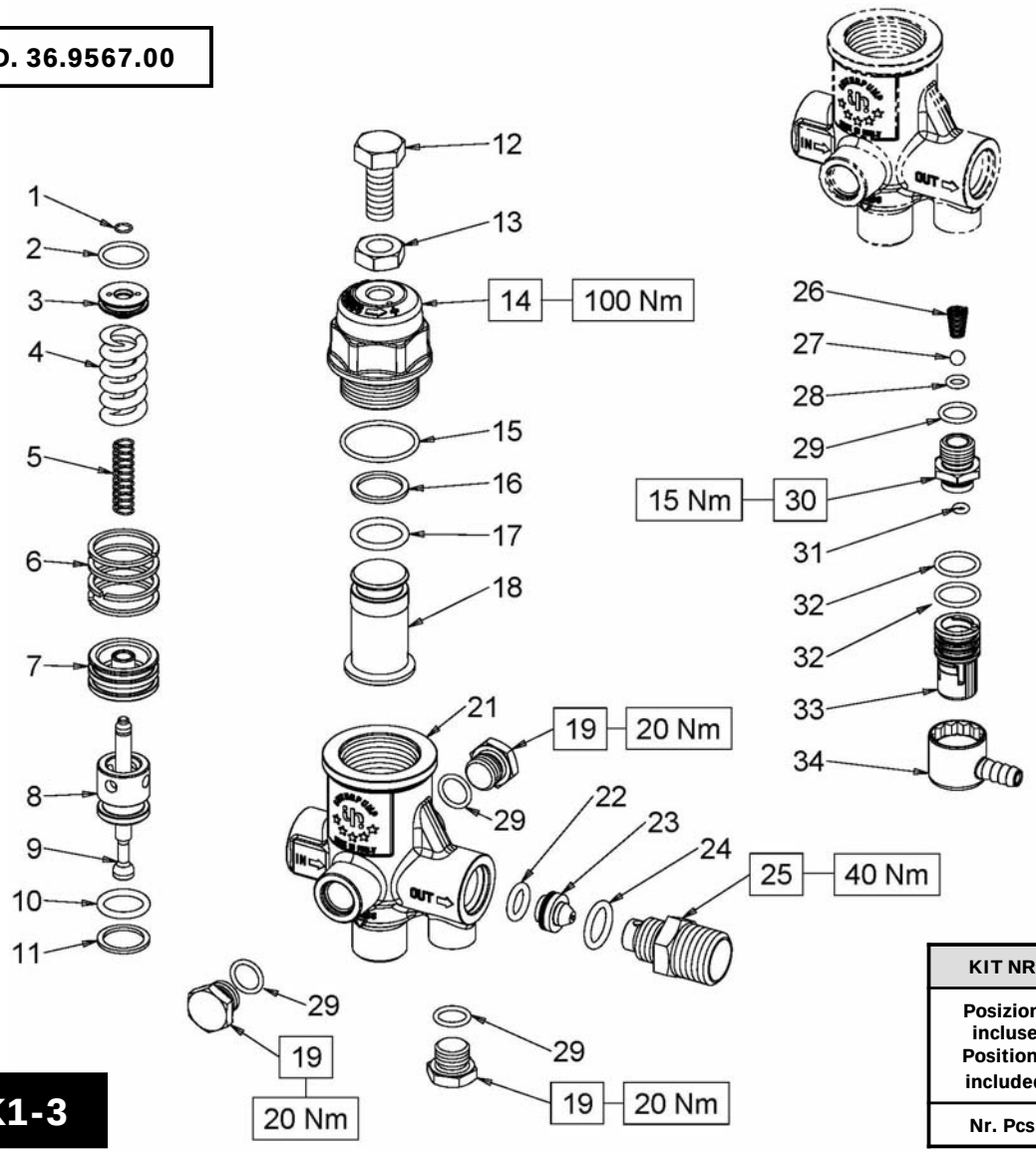

K1-2 K1-3

KIT NR.	KIT 168
Posizioni incluse Positions included	1 - 2 - 3 - 4 5 - 6 - 7 - 8 9 - 10 - 11
Nr. Pcs.	1÷4

POS	COD.	DESCRIZIONE – DESCRIPTION KIT		NR
1	90.0060.00	Anello d'arresto A6	168	1
2	90.3593.00	OR D. 15.60x1.78 NBR SH. 70 2062	168	1
3	36.3257.70	Piattello molla	168	1
4	94.7425.00	Molla Dm. 14.0x35.0	168	1
5	94.7337.00	Molla Dm. 7.3x32.0	168	1
6	92.7722.00	Fascia elastica D. 27-24.55x27.55	168	4
7	36.3255.70	Pistoncino di comando	168	1
8	36.3256.66	Sede valvola	168	1
9	36.3254.66	Asta valvola	168	1
10	90.3835.00	OR D. 15.08x2.62 NBR SH. 70 119	168	1
11	90.5090.00	Anello antiest. D. 15.8x20.0x1.3	168	1
12	99.3663.00	Vite M10x25 UNI 5740 8.8		1
13	92.2368.00	Dado M10x25 UNI 5589		1
14	36.3251.70	Corpo superiore		1
15	90.3606.00	OR D. 26.7x1.78 NBR SH. 70 2106		1
16	90.5107.00	Anello antiest. D. 17.4x22.0x1.5		1
17	90.3841.00	OR D. 17.13x2.62 NBR SH. 70 3068		1

POS	COD.	DESCRIZIONE – DESCRIPTION KIT	NR
18	36.3252.70	Fine corsa	1
19	98.2041.00	Tappo G 1/4"x9	3
21	36.3495.41	Corpo inferiore	1
22	90.3822.00	OR D. 9.92x2.62 NBR SH. 70 112	1
23	10.0307.66 10.0076.66	Ugello D. 1.80 iniettore Ugello D. 2.20 iniettore	1
24	90.3832.00	OR D. 13.95x2.62 NBR SH. 70 3056	1
25	36.3494.70 10.0078.70 10.0147.70	Nipplo G 1/2" per ugello iniettore Nipplo D. 3 – G 3/8" Nipplo M22x1.5 ugello iniettore	1
26	94.8217.00	Molla conica D. 4.3/7.3x11.0	1
27	97.4782.00	Sfera D. 7/32"	1
28	90.3573.00	OR D. 5.28x1.78 NBR SH. 70 2021	1
29	90.3585.00	OR D. 10.82x1.78 NBR SH. 70 2043	4
30	36.0236.70	Sede detergente	1
31	90.3566.00	OR D. 2.90x1.78 NBR SH. 70 2012	1
32	90.3591.00	OR D. 14.0X1.78 NBR SH. 70 2056	2
33	36.0234.51	Pomolo regolazione detergente	1
34	36.0235.51	Porta-gomma orientabile	1

***** TABELLA B - TABLE B - K3**

MOD	POS	COD.	DESCRIZIONE - DESCRIPTION	NR
K3.0	15 17	36.3019.70 36.3020.70	Ugello D. 2.00 Nipplo G 1/2” con foro D. 3.00	1
K3.1	15 17	36.3011.70 36.3020.70	Ugello D. 2.50 Nipplo G 1/2” con foro D. 3.00	1
K3.2	15 17	36.3012.70 36.3021.70	Ugello D. 2.75 Nipplo G 1/2” con foro D. 3.25	1

***** TABELLA A - TABLE A - K5**

MOD	POS	COD.	DESCRIZIONE - DESCRIPTION	NR
K5.0	15 17	36.3019.70 36.3020.70	Ugello D. 2.00 Nipplo G 1/2” con foro D. 3.00	1
K5.1	15 17	36.3011.70 36.3020.70	Ugello D. 2.50 Nipplo G 1/2” con foro D. 3.00	1
K5.2	15 17	36.3012.70 36.3021.70	Ugello D. 2.75 Nipplo G 1/2” con foro D. 3.25	1
K5.3	15 17	36.3013.70 36.3022.70	Ugello D. 3.00 Nipplo G 1/2” con foro D. 3.50	1

KIT NR.	KIT 59 (K3) KIT 58 (K5)	KIT 61 (K3) KIT 60 (K5)
Posizioni incluse Positions included	1 - 2 - 4 - 5 6 - 8 - 16 - 18 20 - 21 - 22 23 - 25	1 - 2 - 3 - 4 5 - 6 - 7 - 20 21 - 22 - 23 24 - 25
Nr. Pcs.	1	1

DIS. COD. 36.9506.00

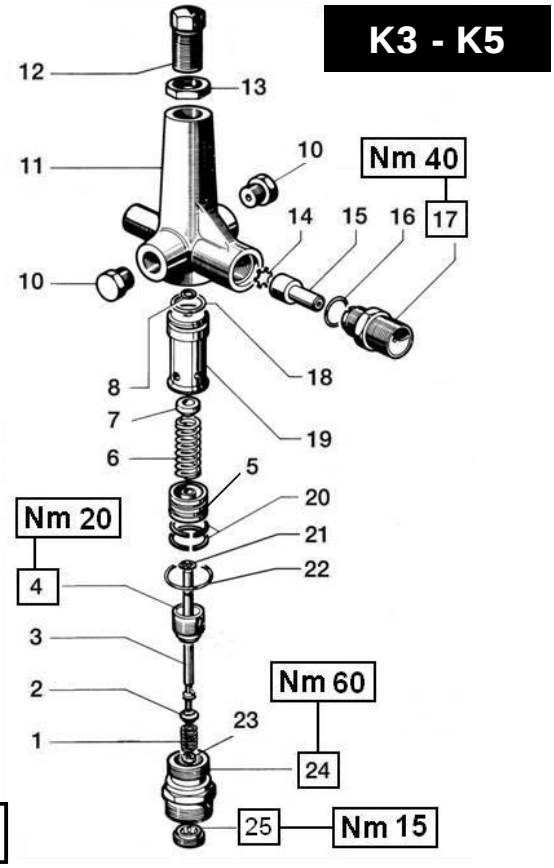

POS	COD.	DESCRIZIONE – DESCRIPTION KIT		NR
1	94.7374.00	Molla Dm. 9.3x15.5	59-61	1
2	36.3008.66	Valvola conica	59-61	1
3	36.3004.66	Asta valvola - K3	61	1
4	36.3034.66	Inserto per sede valvola	59-61	1
5	36.3006.70	Pistoncino di comando - K3	59-61	1
6	94.7402.00	Molla Dm. 12.0x36.0 - K3	59-61	1
7	36.3005.70	Piattello molla - K3	61	1
8	90.3572.00	OR D. 5.28x1.78 NBR SH. 70 2021	59	1
10	98.2041.00	Tappo G 1/4”x9		2
11	36.3000.41	Corpo valvola - K3		1
12	36.3001.64	Vite di regolazione pressione		1
13	92.2560.00	Dado M16x20x4		1
14	36.3009.76	Valvola piana		1
15	***	Vedi tabella B - See table B		-
16	90.3833.00	OR D. 13.95x2.62 NBR SH. 70 3056	59	1
17	***	Vedi tabella B - See table B		-
18	90.3835.00	OR D. 15.08x2.62 NBR SH. 70 119	59	1
19	36.3003.70	Guida asta - K3		1
20	92.7707.00	Fascia elastica D. 22 - K3	59-61	4
21	90.0509.00	Anello d’arresto E04 UNI 7434	59-61	1
22	90.3598.00	OR D. 20.35x1.78 NBR SH. 70 2081	59-61	1
23	92.1925.00	Dado M4x3.2x7	59-61	1
24	36.3049.70	Sede valvola - K3	61	1
25	36.3035.70	Ghiera	59-61	1

POS	COD.	DESCRIZIONE – DESCRIPTION KIT		NR
1	94.7374.00	Molla Dm. 9.3x15.5	58-60	1
2	36.3008.66	Valvola conica	58-60	1
3	36.3030.66	Asta valvola - K5	60	1
4	36.3034.66	Inserto per sede valvola	58-60	1
5	36.3032.70	Pistoncino di comando - K5	58-60	1
6	94.7430.00	Molla Dm. 14.5x45.0 - K5	58-60	1
7	36.3031.70	Piattello molla - K5	60	1
8	90.3572.00	OR D. 5.28x1.78 NBR SH. 70 2021	58	1
10	98.2041.00	Tappo G 1/4”x9		2
11	36.3028.41	Corpo valvola - K5		1
12	36.3001.64	Vite di regolazione pressione		1
13	92.2560.00	Dado M16x20x4		1
14	36.3009.76	Valvola piana		1
15	***	Vedi tabella B - See table A		-
16	90.3833.00	OR D. 13.95x2.62 NBR SH. 70 3056	58	1
17	***	Vedi tabella B - See table A		-
18	90.3845.00	OR D. 18.72x2.62 NBR SH. 70 3075	58	1
19	36.3029.70	Guida asta - K5		1
20	92.7722.00	Fascia elastica D. 27 - K5	58-60	4
21	90.0509.00	Anello d’arresto E04 UNI 7434	58-60	1
22	90.3859.00	OR D. 25.07x2.62 NBR SH. 70 3100	58-60	1
23	92.1925.00	Dado M4x3.2x7	58-60	1
24	36.3050.70	Sede valvola - K5	60	1
25	36.3035.70	Ghiera	58-60	1

DIS. COD. 36.9508.00

K7

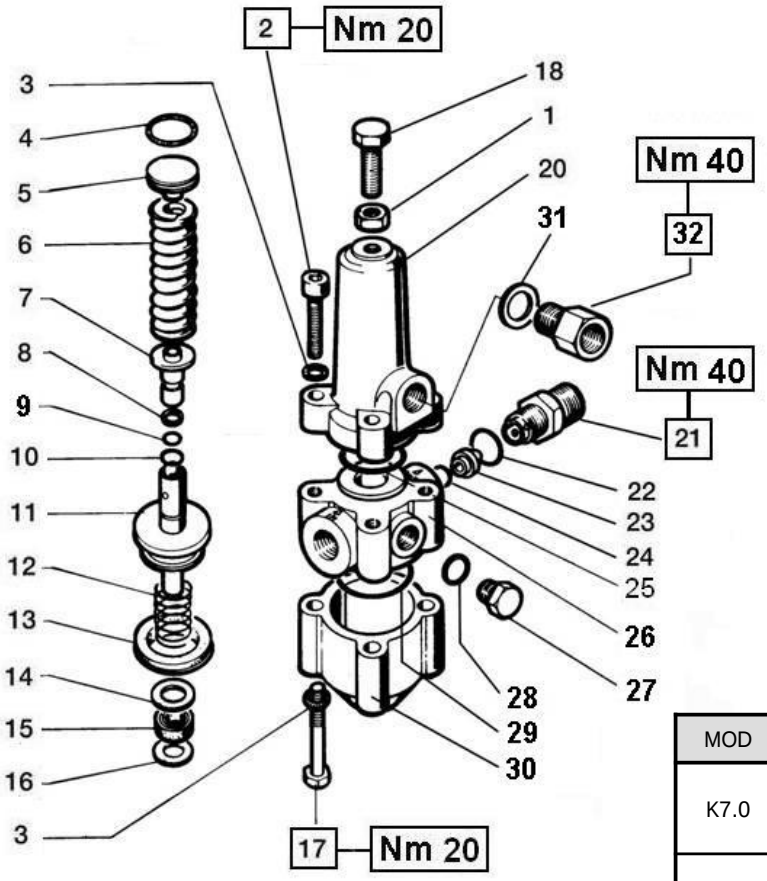

KIT NR.	KIT 70
Posizioni incluse Positions included	4 - 7 - 8 - 9 - 10 11 - 12 - 13 - 15 16 - 22 - 24 - 25 28 - 29
Nr. Pcs.	1÷2

***** TABELLA A - TABLE A**

MOD	POS	COD.	DESCRIZIONE - DESCRIPTION	NR
K7.0	21 23 32	10.0078.70 10.0076.66 36.3117.70	Nipplo G 3/8” con foro D. 3.00 Ugello D. 2.20 Nipplo G 3/8”	1
K7.1	21 23 32	10.0078.70 10.0076.66 36.3116.70	Nipplo G 3/8” con foro D. 3.00 Ugello D. 2.50 Nipplo G 3/8”	1
K7.2	21 23 32	10.0160.70 10.0162.66 36.3118.70	Nipplo G 3/8” con foro D. 3.25 Ugello D. 2.75 Nipplo G 3/8”	1
K7.3	21 23 32	10.0161.70 10.0163.66 36.3119.70	Nipplo G 3/8” con foro D. 3.50 Ugello D. 3.00 Nipplo G 3/8”	1

POS	COD.	DESCRIZIONE – DESCRIPTION KIT	NR
1	92.2368.00	Dado M10x17x6 UNI 5589	1
2	99.3084.00	Vite M8x30 UNI 5931	4
3	96.7014.00	Rosetta D. 8.4x13.0x0.8	8
4	90.3849.00	OR D. 20.63x2.62 NBR SH. 70 128 70	1
5	36.3095.70	Piattello molla	1
6	94.7466.00	Molla Dm. 17.0x60.0	1
7	36.3094.66	Sede valvola 70	1
8	90.5052.00	Anello antiest. D. 9.6x14.0x1.5 70	1
9	90.3820.00	OR D. 9.13x2.62 NBR SH. 70 109 70	1
10	90.3582.00	OR D. 9.25x1.78 NBR SH. 70 2037 70	1
11	36.3097.02	Assieme pistoncino e sfera 70	1
12	94.7464.00	Molla Dm. 17.0x17.0 70	1
13	90.2766.00	Anello ten. alt. D. 30x40x7 70	1
14	96.7215.00	Rosetta D. 13.0x20.0x2.0	1
15	90.2565.00	Anello ten. alt. D. 10x18x5.5 70	1
16	90.5063.00	Anello antiest. D. 10.0x18.0x1.5 70	1

POS	COD.	DESCRIZIONE – DESCRIPTION KIT	NR
17	99.3127.00	Vite M8x45 UNI 5737	4
18	99.3663.00	Vite M10x25 UNI 5740	1
20	36.3090.41	Corpo valvola superiore	1
21	***	Vedi tabella A - See table A	-
22	90.3833.00	OR D. 13.95x2.62 NBR SH. 70 3056 70	1
23	***	Vedi tabella A - See table A	-
24	90.3823.00	OR D. 9.92x2.62 NBR SH. 70 112 70	1
25	90.3863.00	OR D. 28.25x2.62 NBR SH. 70 3112 70	1
26	36.3091.41	Corpo valvola centrale	1
27	98.2041.00	Tappo G 1/4”x9	2
28	90.3585.00	OR D. 10.82x1.78 NBR SH. 70 2043 70	2
29	90.3871.00	OR D. 34.6x2.62 NBR SH. 70 3137 70	1
30	36.3092.41	Corpo valvola inferiore	1
31	96.7380.00	Rosetta D. 17.5x23.0x1.5	1
32	***	Vedi tabella A - See table A	-

DIS. COD. 36.9521.00

K9

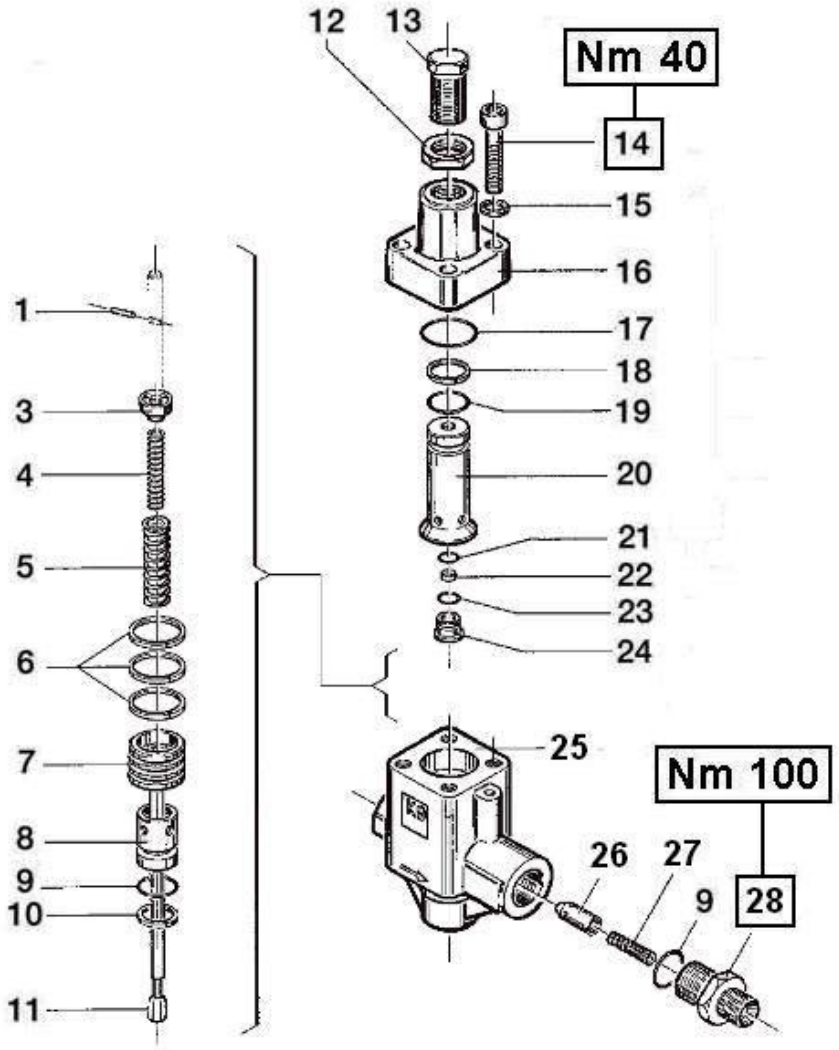

KIT NR.	KIT 121
Posizioni incluse Positions included	1 - 3 - 4 - 5 6 - 7 - 8 - 9 10 - 11
Nr. Pcs.	1÷2

POS	COD.	DESCRIZIONE – DESCRIPTION	KIT	NR
1	97.6132.00	Spina D. 3.0x14.5	121	1
3	36.3211.70	Piattello molla	121	1
4	94.7385.00	Molla Dm. 10.0x57.0	121	1
5	94.7456.00	Molla Dm. 16.5x56.0	121	1
6	92.7746.00	Fascia elastica D. 35	121	3
7	36.3206.70	Pistoncino di comando	121	1
8	36.3204.66	Sede valvola	121	1
9	90.3847.00	OR D. 20.24x2.62 NBR SH. 70 3081	121	2
10	90.5135.00	Anello antiest. D. 21.0x25.0x2.0	121	1
11	36.3202.01	Assieme asta e valvola	121	1
12	92.2656.00	Dado M22x1.5		1
13	36.3210.70	Vite di regolazione		1
14	99.3720.00	Vite M10x45 UNI 5931		4
15	96.7104.00	Rosetta D. 10.5x16.0x1.0		4
16	36.3201.41	Corpo superiore		1
17	90.3867.00	OR D. 31.42x2.62 NBR SH. 70 3125		1
18	90.5149.00	Anello antiest. D. 23.0x27.0x2.0		1
19	90.3852.00	OR D. 22.22x2.62 NBR SH. 70 130		1
20	36.3209.70	Guida asta		1

POS	COD.	DESCRIZIONE – DESCRIPTION	KIT	NR
21	90.3823.00	OR D. 9.92x2.62 NBR SH. 70 112		1
22	90.2540.00	Anello ten. alt. D. 8		1
23	90.3585.00	OR D. 10.82x1.78 NBR SH. 70 2043		1
24	36.3203.70	Boccola		1
25	36.3200.01	Corpo inferiore		1
26	36.3207.66	Ugello		1
27	94.7339.00	Molla Dm. 7.2x24.0		1
28	36.3208.70	Nipplo G 1/2”		1

DIS. COD. 36.9531.00

BKX600

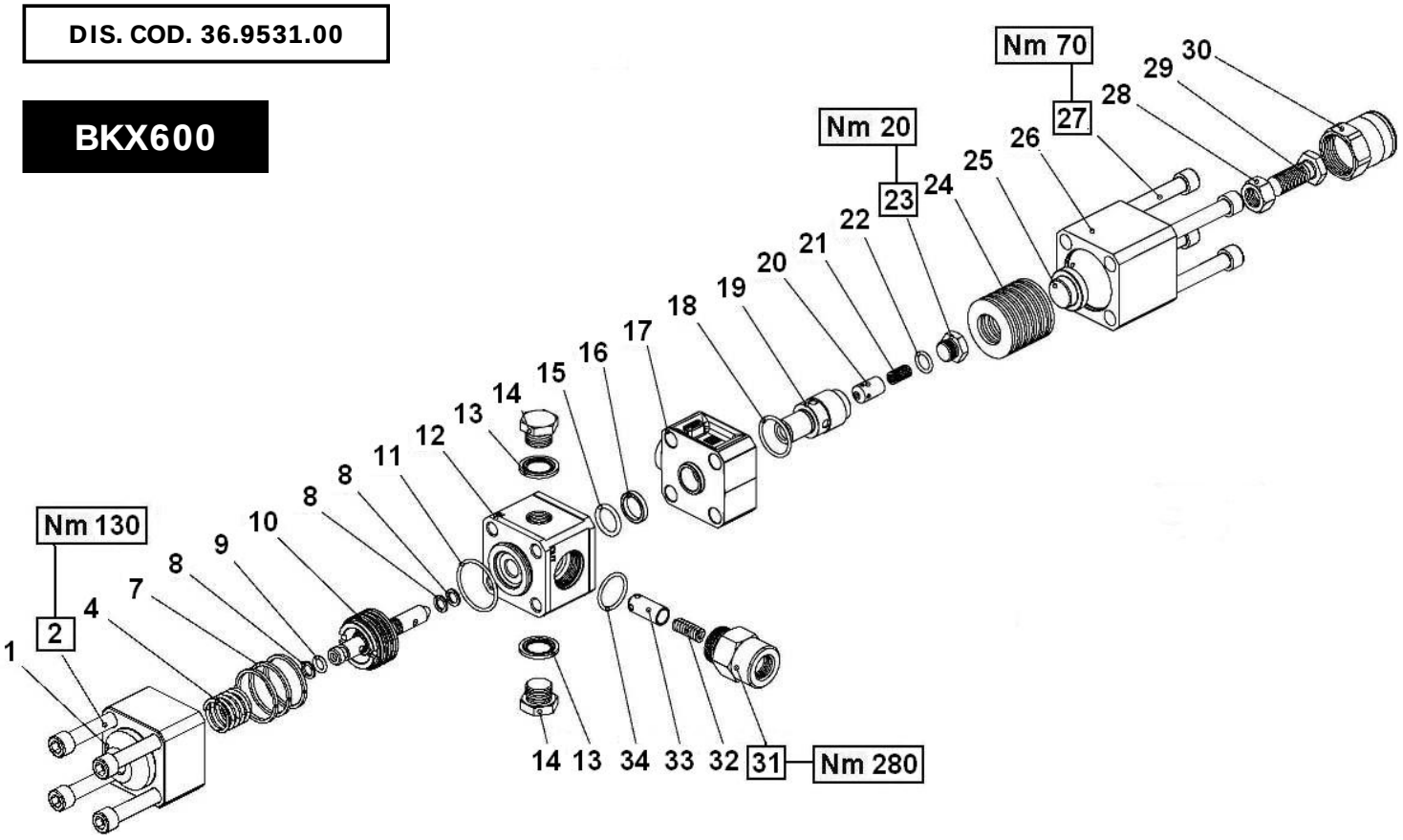

POS	COD.	DESCRIZIONE – DESCRIPTION KIT	NR
1	36.3120.66	Corpo valvola inferiore	1
2	99.4387.00	Vite M12x70 UNI 5931	4
4	94.7572.00	Molla Dm. 26.2x28.5	1
7	92.7776.00	Fascia elastica D. 45	3
8	90.5052.00	Anello antiest. D. 9.6x14.0x1.5	3
9	90.3819.00	OR D. 9.13x2.62 NBR SH. 70 109	1
10	36.7111.01	Assieme asta e pistoncino	1
11	90.3877.00	OR D. 39.34x2.62 NBR SH. 70 3156	1
12	36.3121.66	Corpo valvola	1
13	93.1972.00	Rondella con tenuta G 1/2”	2
14	98.2181.00	Tappo G 1/2”x13	2
15	90.4041.00	OR D. 20.22x3.53 NBR SH. 70 4081	1
16	90.5132.00	Anello antiest. D. 20.0x26.0x4.0	1
17	36.3122.41	Corpo valvola intermedio	1
18	90.3865.00	OR D. 29.82x2.62 NBR SH. 70 3118	1

POS	COD.	DESCRIZIONE – DESCRIPTION KIT	NR
19	36.3358.66	Sede valvola	1
20	36.3359.66	Valvola	1
21	94.7358.00	Molla Dm. 8.5x22.0	1
22	90.3830.00	OR D. 13.1x2.62 NBR SH. 70 117	1
23	98.2101.00	Tappo G 3/8”x9.5	1
24	94.8585.00	Molla a tazza D. 50.0x25.4x3.0	12
25	36.3127.66	Piattello molla	1
26	36.3123.66	Corpo valvola superiore	1
27	99.4450.00	Vite M12x120 UNI 5931	4
28	92.2565.00	Dado M16x1.5 UNI 5588	1
29	99.5136.00	Vite M16x1.5x41	1
30	36.3132.70	Tappo	1
31	95.2730.00	Nipplo M30x1.5xG 1/2”	1
32	94.7365.00	Molla Dm. 8.8x31.0	1
33	36.3125.66	Ugello	1
34	90.3861.00	OR D. 26.65x2.62 NBR SH. 70 3106	1

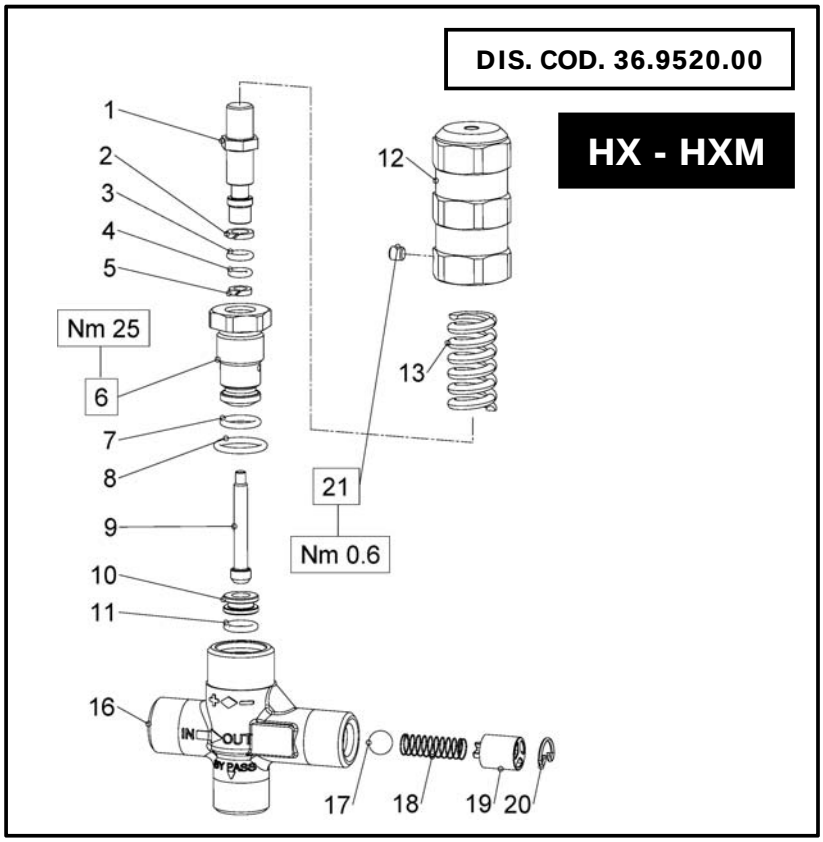

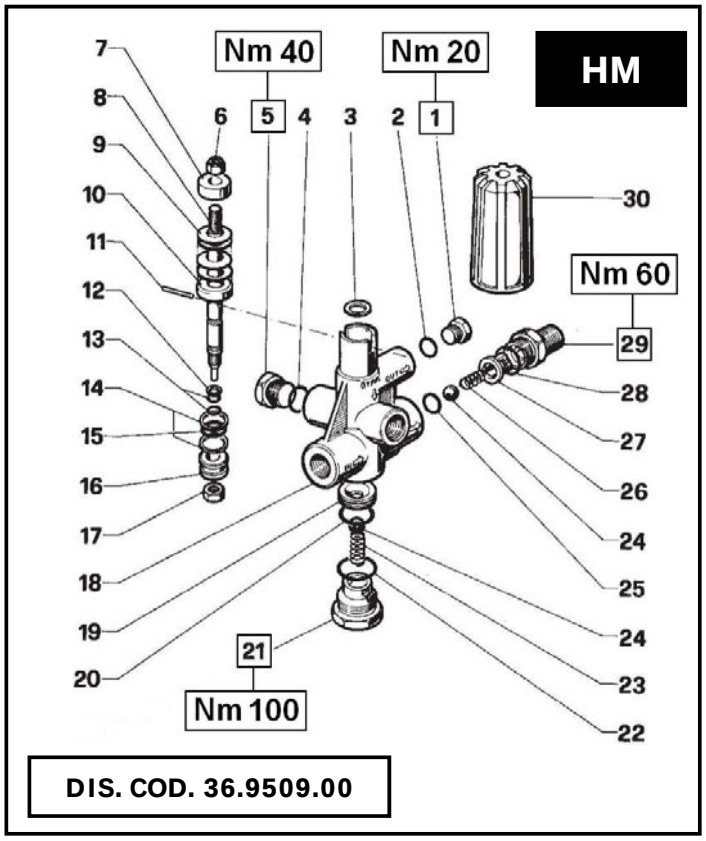

POS	COD.	DESCRIZIONE – DESCRIPTION KIT		NR
1	36.3237.70	Pistoncino di comando	143	1
2	90.5020.00	Anello antiest. D. 5.2x8.0x1.5	143	1
3	90.3570.00	OR D. 4.48x1.78 NBR SH. 70 2018	143	1
4	90.3568.00	OR D. 3.69x1.78 NBR SH. 70 2015	143	1
5	90.5007.00	Anello antiest. D. 4.0x6.8x1.5	143	1
6	36.3238.70	Boccola di guida	143	1
7	90.3581.00	OR D. 8.73x1.78 NBR SH. 70 108	143	1
8	90.3589.00	OR D. 12.42x1.78 NBR SH. 70 2050	143	1
9	36.3239.66	Valvola sferica	143	1
10	10.0085.66	Sede valvola	143	1
11	90.3576.00	OR D. 6.75x1.78 MNR SH. 70 106	143	1
12	36.3241.70	Pomolo		1
13	94.7400.00	Molla Dm. 11.8x28.5		1
16	36.3236.41	Corpo valvola		1
17	97.4800.00	Sfera D. 9/32” - HX		1
18	94.7332.00	Molla Dm. 6.1x19.0 - HX		1
19	36.3240.51	Guida molla - HX		1
20	90.0067.00	Anello d’arresto A10 - HX		1

KIT NR.	KIT 143 (HX - HXM)	KIT 72 (HM)
Posizioni incluse Positions included	1 - 2 - 3 4 - 5 - 6 7 - 8 - 9 10 - 11	2 - 4 - 9 - 12 13 - 14 - 15 19 - 20 - 22 23 - 24 - 25 26 - 27 - 28
Nr. Pcs.	1	1÷2

POS	COD.	DESCRIZIONE – DESCRIPTION KIT		NR
1	98.2041.00	Tappo G 1/4”x9		1
2	90.3585.00	OR D. 10.82x1.78 NBR SH. 70 2043	72	1
3	96.7102.00	Rosetta D. 10.5x15.0x2.5		1
4	90.3833.00	OR D. 13.95x2.62 NBR SH. 70 3056	72	1
5	98.2100.00	Tappo G 3/8”x13		1
6	92.2208.00	Dado M8x13x10.6 UNI 7473		1
7	36.3113.64	Guida molla		1
8	36.3107.66	Guida pistone		1
9	94.8495.00	Molla a tazza D. 22.0x10.2x1.25	72	20
10	36.3109.76	Piattello molla		1
11	97.6143.00	Spina D. 4.0x20 UNI 1707		1
12	90.5025.00	Anello antiest. D. 7.0x10.0x1.5	72	1
13	90.3575.00	OR D. 6.75x1.78 NBR SH. 70 106	72	2
14	90.5080.00	Anello antiest. D. 13.5x18.0x2.0	72	2
15	90.3831.00	OR D. 13.1x2.62 NBR SH. 70 117	72	1
16	36.3112.66	Pistoncino di comando		1
17	92.2220.00	Dado M8x13x5 UNI 5589		1
18	36.3101.01	Corpo valvola		1
19	36.3102.66	Sede valvola	72	1
20	90.3594.00	OR D. 17.17x1.78 NBR SH. 70 2068	72	1
21	36.3103.70	Tappo		1
22	90.3847.00	OR D. 20.24x2.62 NBR SH. 70 3081	72	1
23	94.7374.00	Molla Dm. 9.3x15.5	72	1
24	97.4838.00	Sfera D. 13/32”	72	2
25	90.3822.00	OR D. 9.92x2.62 NBR SH. 70 112	72	1
26	94.7355.00	Molla Dm. 8.5x12.0	72	1
27	36.3104.51	Guida valvola	72	1
28	90.3843.00	OR D. 17.86x2.62 NBR SH. 70 123	72	1
29	36.3105.70	Nipplo G 3/8”		1
30	36.3110.02	Pomolo		1

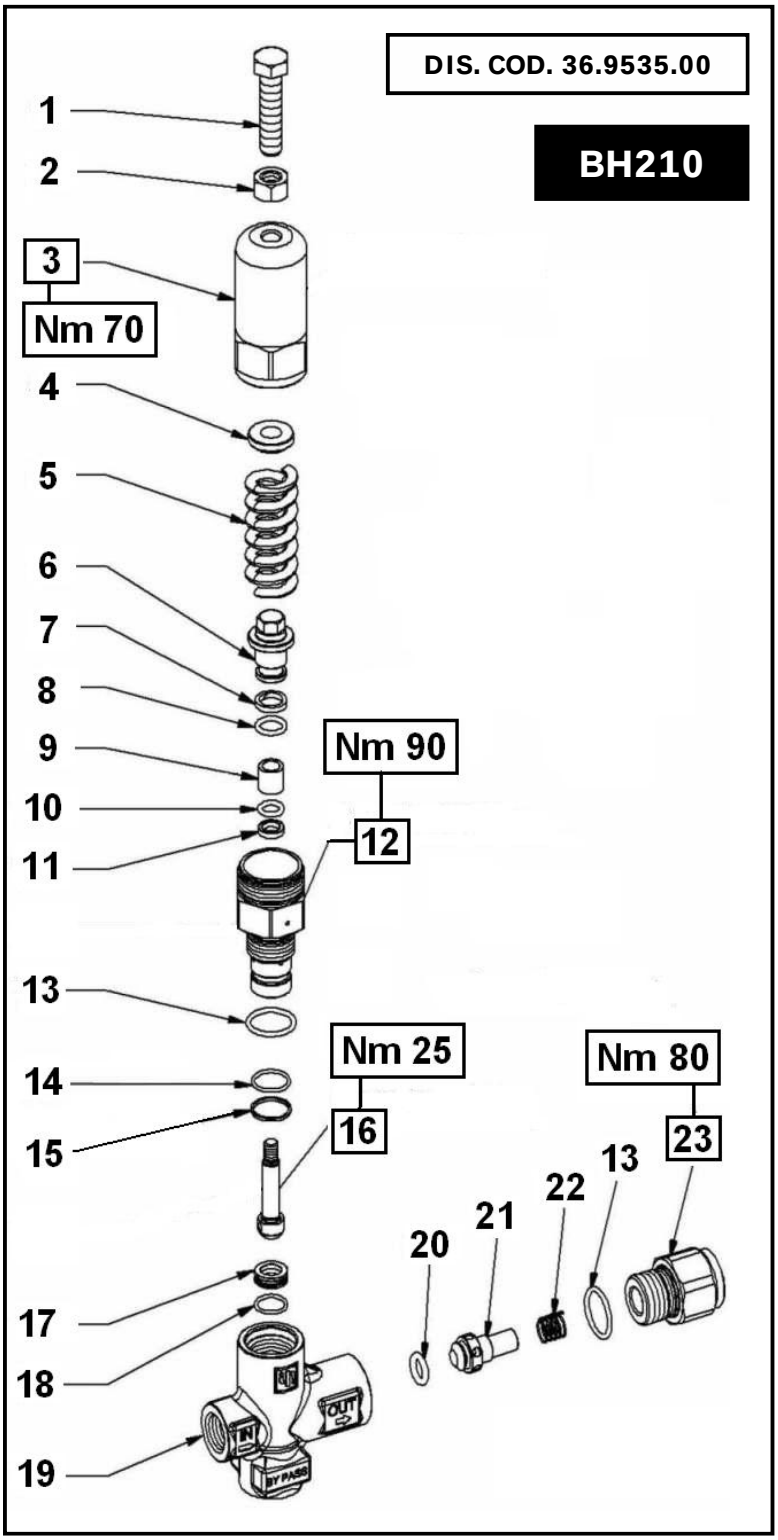

POS	COD.	DESCRIZIONE – DESCRIPTION KIT		NR
1	99.3732.00	Vite M12x50 UNI 5739		1
2	92.2405.00	Dado M12x19x7 UNI 5589		1
3	36.3375.71	Corpo superiore		1
4	36.3376.64	Piattello molla		1
5	94.7535.00	Molla Dm. 24.0x66.0		1
6	36.3378.66	Pistone	246	1
7	90.5079.00	Anello antiest. D. 13.6x18.0x2.5/3.0	246	1
8	90.3830.00	OR D. 13.10x2.62 NBR SH. 70 117	246	1
9	36.3384.82	Distanziale D. 10.0x14.5x13.5	246	1
10	90.3823.00	OR D. 9.92x2.62 NBR SH. 70 112	246	1
11	90.5060.00	Anello antiest. D. 10.0x14.7x2.5/3.0	246	1
12	36.3377.70	Boccola di guida		1
13	90.3855.00	OR D. 23.47x2.62 NBR SH. 70 3093	246	2
14	90.3596.00	OR D. 18.77x1.78 NBR SH. 70 2075	246	1
15	90.5131.00	Anello antiest. D. 20.4x23.0x1.5	246	1
16	36.3380.56	Asta valvola	246	1
17	36.3381.66	Sede D. 12	246	1
18	90.3593.00	OR D. 15.60x1.78 NBR SH. 70 2062	246	1
19	36.3379.41	Corpo valvola		1
20	90.4031.00	OR D. 10.69x3.53 NBR SH. 70 4042	246	1
21	36.3382.70	Otturatore		1
22	94.7409.00	Molla Dm. 12.7x15.0		1
23	36.3383.70	Nipplo otturatore G 1/2”		1

KIT NR.	KIT 246
Posizioni incluse Positions included	6 - 7 - 8 - 9 10 - 11 - 13 - 14 15 - 16 - 17 - 18 20
Nr. Pcs.	1÷2

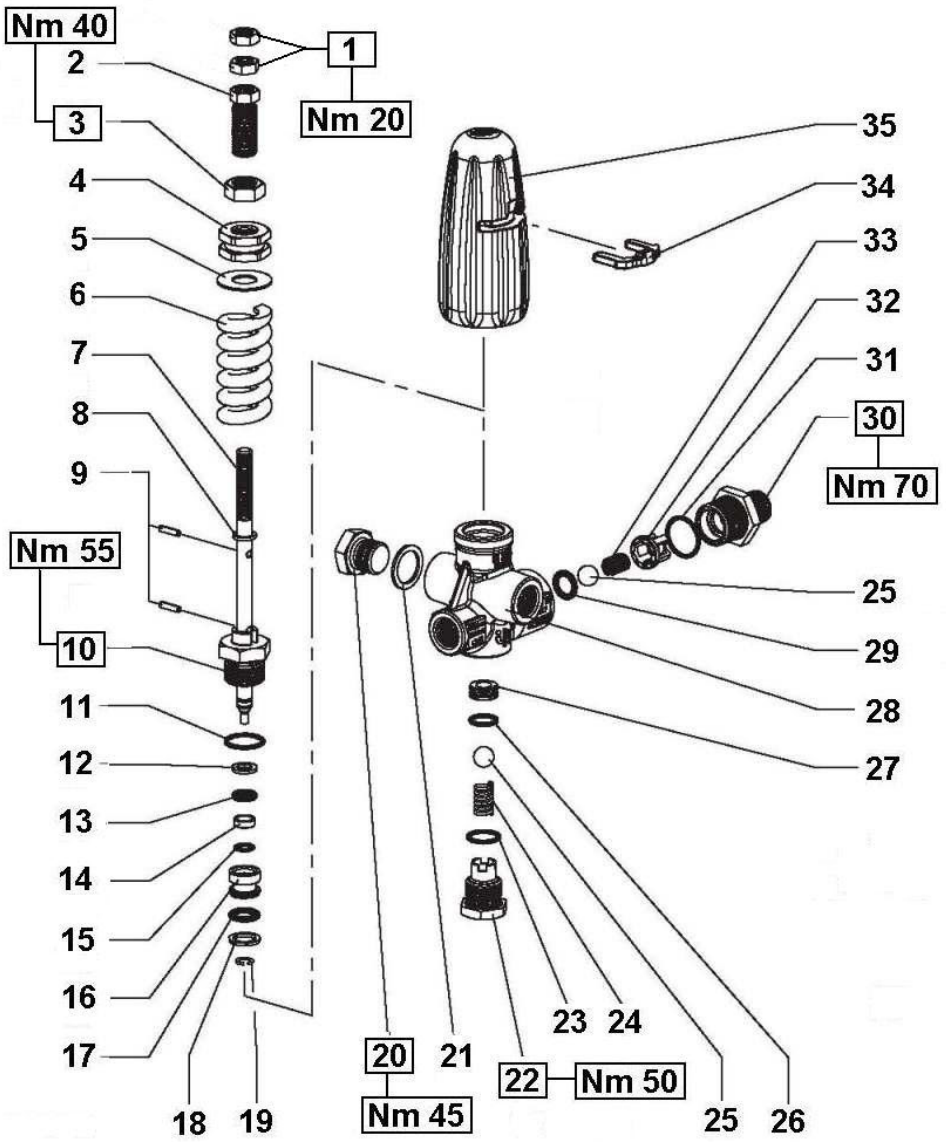

DIS. COD. 36.9524.00

H253

KIT NR.	KIT 178
Posizioni incluse Positions included	6 - 11 - 12 - 13 15 - 17 - 18 - 19 23 - 24 - 25 - 26 27 - 29 - 31 - 32 33
Nr. Pcs.	1÷2

POS	COD.	DESCRIZIONE – DESCRIPTION KIT	NR
1	92.2200.00	Dado M8x5x13 UNI 5589	2
2	36.3262.64	Vite di taratura pressione massima	1
3	92.2400.00	Dado M12x7x19 UNI 5589	1
4	36.3261.64	Ghiera regolazione pressione	1
5	96.7780.00	Rosetta D. 28.0x12.5x1.0	1
6	94.7509.00	Molla Dm. 21.0x60.0 178	1
7	36.3263.73	Asta valvola	1
8	96.7037.00	Rosetta D. 8.5x12.0x1.5	1
9	97.6658.00	Spina D. 3.0x12.0 UNI 6876	2
10	36.3266.70	Boccola guida asta	1
11	90.3595.00	OR D. 17.17x1.78 NBR SH. 70 2068 178	1
12	90.5035.00	Anello antiest. D. 8.0x12.7x1.5 178	1
13	90.3818.00	OR D. 7.59x2.62 NBR SH. 70 3030 178	1
14	36.3300.70	Distanziale	1
15	90.3576.00	OR D. 6.75x1.78 NBR SH. 70 106 178	1
16	36.3264.66	Pistoncino di comando	1
17	90.3825.00	OR D. 10.78x2.62 NBR SH. 70 3043 178	1
18	90.5070.00	Anello antiest. D. 11.6x16.0x1.5/2.0 178	1

POS	COD.	DESCRIZIONE – DESCRIPTION KIT	NR
19	90.0063.00	Anello d'arresto 08 178	1
20	98.2100.00	Tappo G 3/8"x13	1
21	96.7380.00	Rosetta D. 17.5x23.0x1.5	1
22	36.3268.70	Tappo M18x1.5	1
23	90.3592.00	OR D. 14.0x1.78 NBR SH. 70 2056 178	1
24	94.7360.00	Molla Dm. 8.6x16.5 178	1
25	97.4838.00	Sfera D. 13/32" 178	2
26	90.3585.00	OR D. 10.82x1.78 NBR SH. 70 2043 178	1
27	36.3265.66	Sede valvola 178	1
28	36.3259.41	Corpo valvola	1
29	90.3823.00	OR D. 9.92x2.62 NBR SH. 70 112 178	1
30	36.3267.70	Nipplo G 3/8"	1
31	90.3597.00	OR D. 18.77x1.78 NBR SH. 70 2075 178	1
32	36.3104.51	Guida valvola 178	1
33	94.7355.00	Molla Dm. 8.5x12.0 178	1
34	36.3297.51	Forcella	1
35	36.3260.51	Pomolo	1

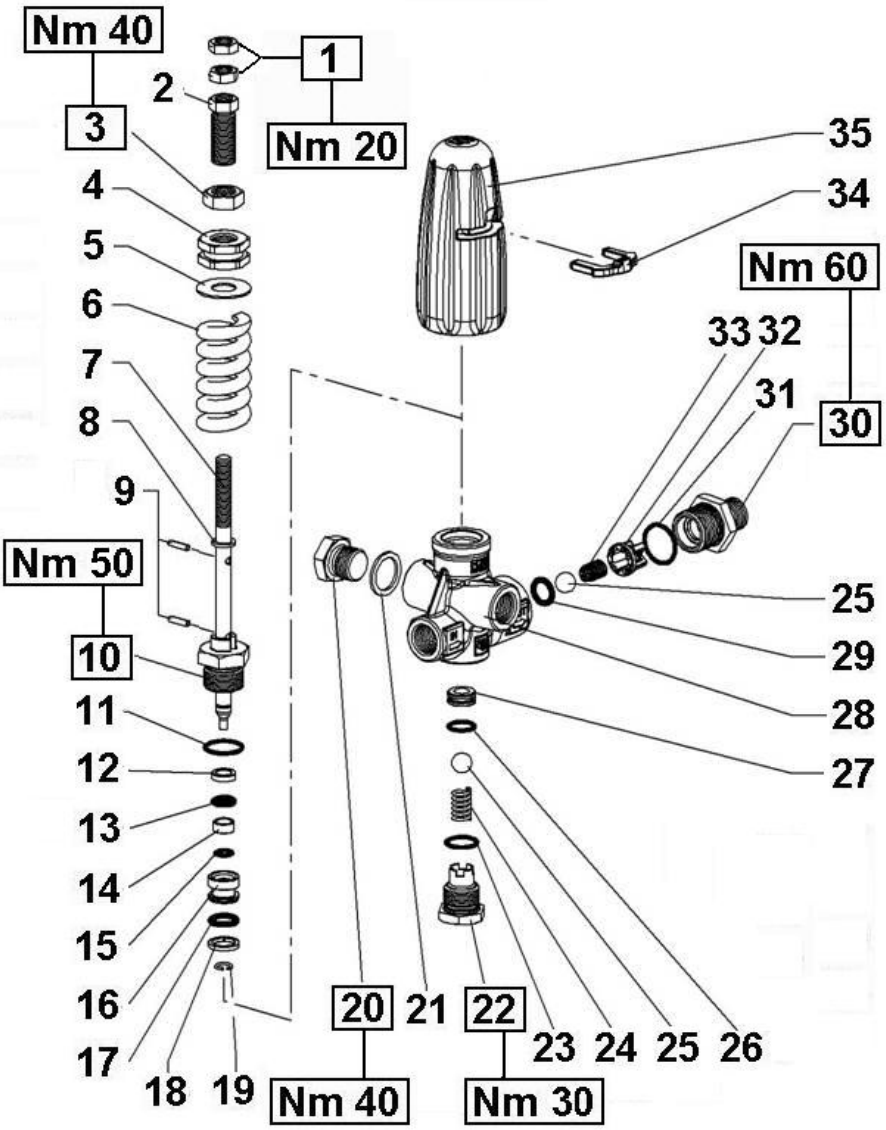

DIS. COD. 36.9532.00

H284

KIT NR.	KIT 245
Posizioni incluse Positions included	6 - 11 - 12 - 13 15 - 17 - 18 - 19 23 - 24 - 25 - 26 27 - 29 - 31 - 32 33
Nr. Pcs.	1÷2

POS	COD.	DESCRIZIONE – DESCRIPTION KIT	NR
1	92.2200.00	Dado M8x5x13 UNI 5589	2
2	36.3262.64	Vite di taratura pressione massima	1
3	92.2400.00	Dado M12x7x19 UNI 5589	1
4	36.3261.64	Ghiera regolazione pressione	1
5	96.7780.00	Rosetta D. 28.0x12.5x1.0	1
6	94.7509.00	Molla Dm. 21.0x60.0 245	1
7	36.3263.73	Asta valvola	1
8	96.7037.00	Rosetta D. 8.5x12.0x1.5	1
9	97.6658.00	Spina D. 3.0x12.0 UNI 6876	2
10	36.3356.70	Boccola guida asta	1
11	90.3595.00	OR D. 17.17x1.78 NBR SH. 70 2068 245	1
12	90.5036.00	Anello antiest. D. 8.0x12.4x2.5/3.0 245	1
13	90.3818.00	OR D. 7.59x2.62 NBR SH. 70 3030 245	1
14	36.3357.70	Distanziale	1
15	90.3576.00	OR D. 6.75x1.78 NBR SH. 70 106 245	1
16	36.3264.66	Pistoncino di comando	1
17	90.3825.00	OR D. 10.78x2.62 NBR SH. 70 3043 245	1
18	90.5070.00	Anello antiest. D. 11.6x16.0x1.5/2.0 245	1

POS	COD.	DESCRIZIONE – DESCRIPTION KIT	NR
19	90.0063.00	Anello d'arresto 08 245	1
20	98.2100.00	Tappo G 3/8"x13	1
21	96.7380.00	Rosetta D. 17.5x23.0x1.5	1
22	36.3268.70	Tappo M18x1.5	1
23	90.3592.00	OR D. 14.0x1.78 NBR SH. 70 2056 245	1
24	94.7360.00	Molla Dm. 8.6x16.5 245	1
25	97.4838.00	Sfera D. 13/32" 245	2
26	90.3585.00	OR D. 10.82x1.78 NBR SH. 70 2043 245	1
27	36.3265.66	Sede valvola 245	1
28	36.3259.41	Corpo valvola	1
29	90.3823.00	OR D. 9.92x2.62 NBR SH. 70 112 245	1
30	36.3267.70	Nipplo G 3/8"	1
31	90.3597.00	OR D. 18.77x1.78 NBR SH. 70 2075 245	1
32	36.3104.51	Guida valvola 245	1
33	94.7355.00	Molla Dm. 8.5x12.0 245	1
34	36.3297.51	Forcella	1
35	36.3260.51	Pomolo	1

DIS. COD. 36.3370.00

H450

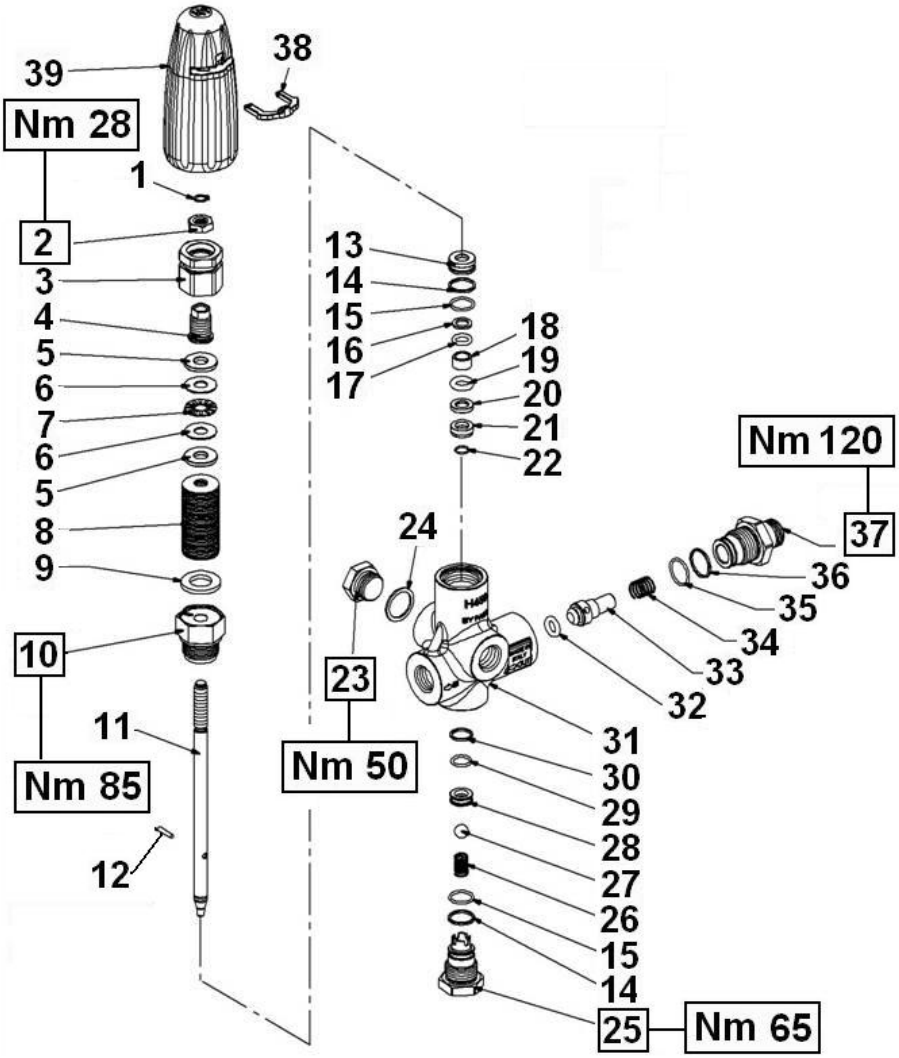

KIT NR.	KIT 185
Posizioni incluse Positions included	8 - 14 - 15 - 16 17 - 19 - 20 - 22 26 - 27 - 28 - 29 30 - 32 - 35 - 36
Nr. Pcs.	1÷2

POS	COD.	DESCRIZIONE – DESCRIPTION KIT		NR
1	90.0531.00	Anello d'arresto A08 UNI 7435		1
2	92.2368.00	Dado M10x8 UNI 5589		1
3	36.3307.64	Ghiera di regolazione pressione		1
4	36.3306.64	Vite di taratura pressione massima		1
5	36.3310.64	Piattello		2
6	91.7909.00	Ralla 10x24x1		2
7	91.7908.00	Cuscinetto a rulli		1
8	94.8525.00	Molla a tazza D. 28.0x10.2x1.25	185	39
9	96.7370.00	Rosetta D. 17.0x30.0x3.0		1
10	36.3305.70	Boccola di guida		1
11	36.3304.66	Asta valvola		1
12	97.6133.00	Spina D. 3.0x17.5		1
13	36.3308.70	Bussola di guida		1
14	90.5100.00	Anello antiest. D. 17.3x20.0x1.5	185	2
15	90.3593.00	OR D. 15.6x1.78 NBR SH. 70 2062	185	2
16	90.5062.00	Anello antiest. D. 10.0x14.7x1.5	185	1
17	90.3823.00	OR D. 9.92x2.62 NBR SH. 70 112	185	1
18	36.3315.82	Distanziale		1
19	90.4175.00	OR D. 10.00x4.00 NBR SH. 70	185	1
20	90.5059.00	Anello antiest. D. 10.0x17.0x2.0	185	1

POS	COD.	DESCRIZIONE – DESCRIPTION KIT		NR
21	36.3309.66	Bussola di bloccaggio		1
22	90.0064.00	Anello d'arresto D. 10	185	1
23	98.2176.00	Tappo G 1/2"x10		1
24	96.7514.00	Rosetta D. 21.5x27.0x1.5		1
25	36.3313.70	Tappo M24x1.5		1
26	94.7374.00	Molla Dm. 9.3x15.5	185	1
27	97.4838.00	Sfera D. 13/32"	185	1
28	36.3311.66	Sede valvola	185	1
29	90.3589.00	OR D. 12.42x1.78 NBR SH. 70 2050	185	1
30	90.5081.00	Anello antiest. D. 14.4x17.0x1.5	185	1
31	36.3368.41	Corpo valvola		1
32	90.4028.00	OR D. 9.12x3.53 NBR SH. 70 4036	185	1
33	36.3288.70	Otturatore		1
34	94.7409.00	Molla Dm. 12.7x15.0		1
35	90.3596.00	OR D. 18.77x1.78 NBR SH. 70 2075	185	1
36	90.5131.00	Anello antiest. D. 20.4x23.0x1.15	185	1
37	36.3365.70	Nipplo G 1/2"		1
38	36.3296.51	Forcella		1
39	36.3293.51	Pomolo		1

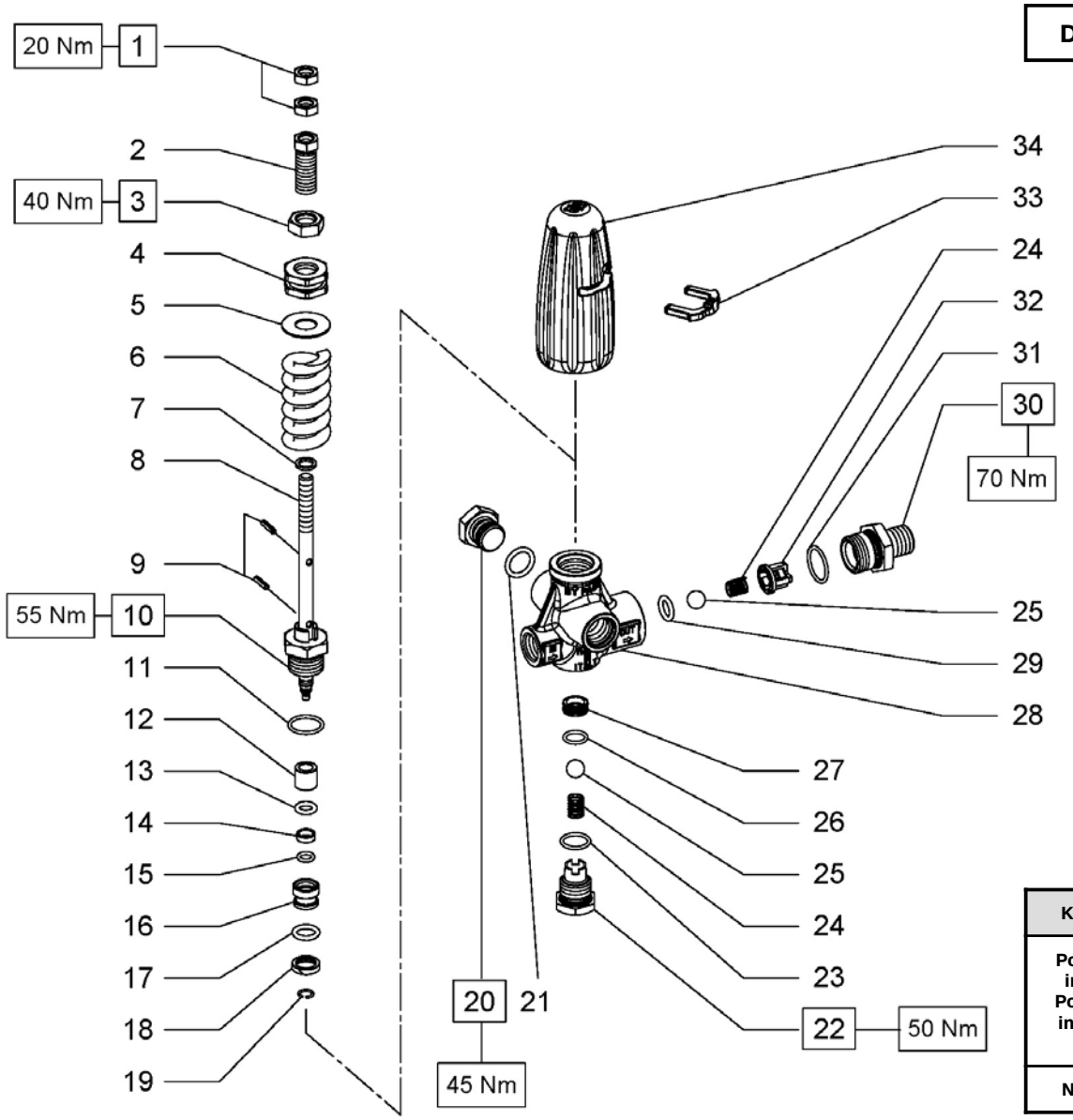

DIS. COD. 36.9527.00

H253SS

KIT NR.	KIT 187
Posizioni incluse Positions included	6 - 11 - 12 - 13 15 - 17 - 18 - 19 21 - 23 - 24 - 25 26 - 27 - 29 - 31 32
Nr. Pcs.	1÷2

POS	COD.	DESCRIZIONE – DESCRIPTION KIT	NR
1	92.2200.00	Dado M8x5x13 UNI 5589	2
2	36.3262.64	Vite di taratura pressione massima	1
3	92.2400.00	Dado M12x7x19 UNI 5589	1
4	36.3261.64	Ghiera regolazione pressione	1
5	96.7780.00	Rosetta D. 28.0x12.5x1.0	1
6	94.7508.00	Molla Dm. 21.0x60.0 187	1
7	96.7037.00	Rosetta D. 8.5x12.0x1.5	1
8	36.3318.66	Asta valvola	1
9	97.6658.00	Spina D. 3.0x12 UNI 6876	2
10	36.3319.66	Boccola guida asta	1
11	90.3595.00	OR D. 17.17x1.78 NBR SH. 70 2068 187	1
12	36.3327.72	Boccola di guida 187	1
13	90.3818.00	OR D. 7.59x2.62 NBR SH. 70 3030 187	1
14	36.3326.72	Distanziale	1
15	90.3576.00	OR D. 6.75x1.78 NBR SH. 70 106 187	1
16	36.3321.66	Pistoncino di comando	1
17	90.3825.00	OR D. 10.78x2.62 NBR 3043 187	1

POS	COD.	DESCRIZIONE – DESCRIPTION KIT	NR
18	36.3325.72	Anello di guida 187	1
19	90.0063.00	Anello d'arresto D. 8 187	1
20	98.2100.00	Tappo G 3/8"x13	1
21	90.3833.00	OR D. 13.62x2.62 NBR 3056 187	1
22	36.3323.66	Tappo M18x1.5	1
23	90.3592.00	OR D. 14x1.78 NBR SH. 70 2056 187	1
24	94.7355.00	Molla Dm. 8.5x12.0 187	2
25	97.4838.00	Sfera D. 13/32" 187	2
26	90.3585.00	OR D. 10.82x1.78 NBR SH. 70 2043 187	1
27	36.3322.66	Sede valvola 187	1
28	36.3320.36	Corpo valvola	1
29	90.3823.00	OR D. 9.92x2.62 NBR SH. 70 112 187	1
30	36.3324.66	Nipplo G 3/8"	1
31	90.3597.00	OR D. 18.77x1.78 NBR SH. 70 2075 187	1
32	36.3104.51	Guida valvola 187	1
33	36.3297.51	Forcella	1
34	36.3260.51	Pomolo	1

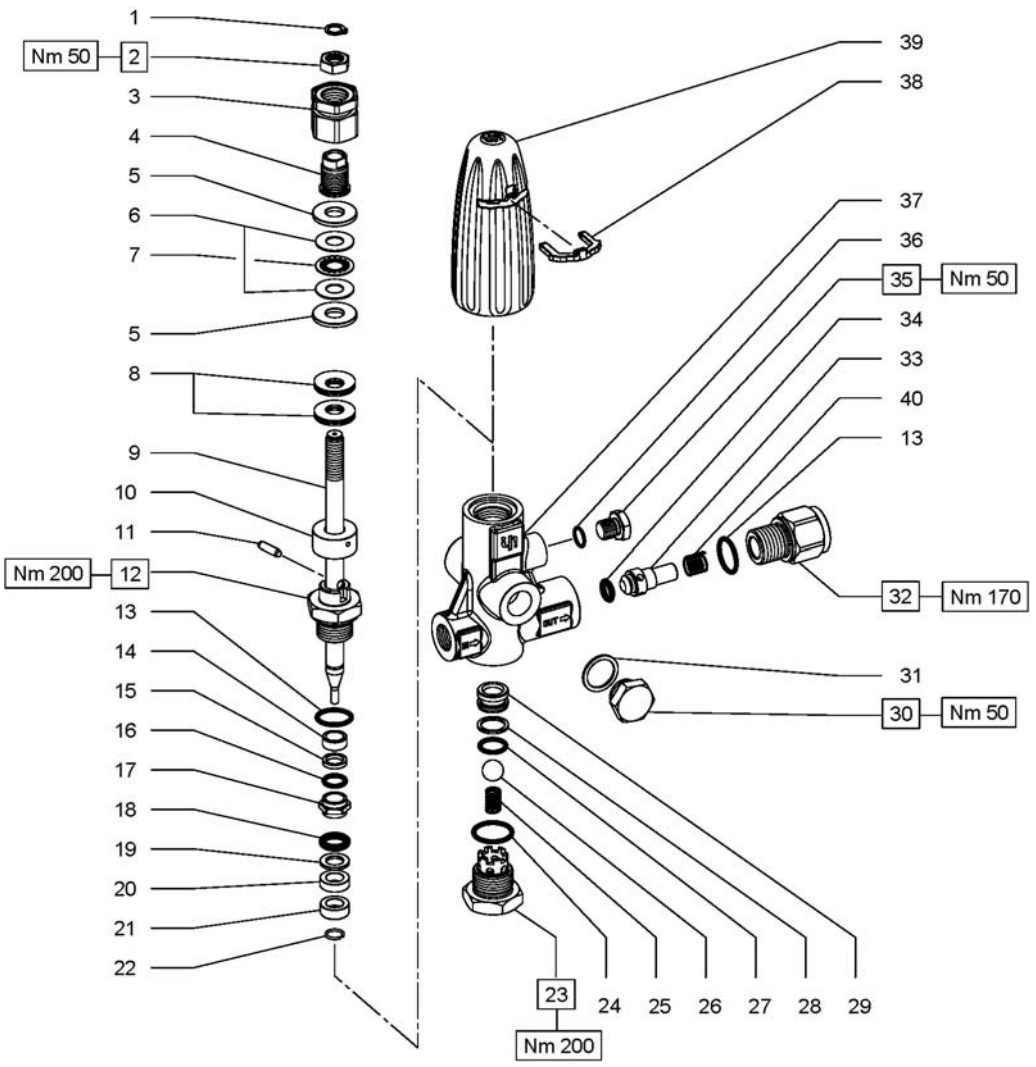

DIS. COD. 36.9525.00

H560

KIT NR.	KIT 179
Posizioni incluse Positions included	8 - 13 - 15 - 16 18 - 19 - 22 - 24 25 - 26 - 27 - 28 29 - 34 - 36 - 40
Nr. Pcs.	1÷2

POS	COD.	DESCRIZIONE – DESCRIPTION KIT	NR
1	90.0545.00	Anello d'arresto A10 UNI 7435	1
2	92.2400.00	Dado M12x7x19 UNI 5589	1
3	36.3295.64	Ghiera regolazione pressione	1
4	36.3294.64	Vite taratura pressione massima	1
5	36.3284.66	Piattello	2
6	91.7911.00	Ralla D. 12x26x1	2
7	91.7910.00	Gabbia a rullini	1
8	94.8530.00	Molla a tazza D. 28.0x12.2x1.5 179	30
9	36.3279.66	Asta valvola	1
10	36.3285.66	Boccola appoggio molle	1
11	97.6149.00	Spina D. 5.0x18 UNI 1707	1
12	36.3280.66	Boccola guida asta	1
13	90.3849.00	OR D. 20.63x2.62 NBR SH. 70 128 179	2
14	36.3290.70	Bussola di guida D. 16.5	1
15	90.5072.00	Anello antiest. D. 12.0x16.5x3.0 179	1
16	90.3827.00	OR D. 11.91x2.62 NBR SH. 70 115 179	1
17	36.3292.70	Distanziale 179	1
18	90.4200.00	OR D. 12.00x4.50 179	1
19	90.5074.00	Anello antiest. D. 12.0x20.0x2.0 179	1
20	36.3291.70	Buccola di guida D. 20	1

POS	COD.	DESCRIZIONE – DESCRIPTION KIT	NR
21	36.3286.66	Bussola di bloccaggio	1
22	90.0068.00	Anello d'arresto D. 12 179	1
23	36.3283.66	Tappo M27x1.5	1
24	90.3855.00	OR D. 23.47x2.62 NBR SH. 70 3093 179	1
25	94.7374.00	Molla Dm. 9.3x15.5 179	1
26	97.4876.00	Sfera D. 9/16" 179	1
27	90.3835.00	OR D. 15.08x2.62 NBR SH. 70 119 179	1
28	90.5094.00	Anello antiest. D. 16.7x21.0x1.5 179	1
29	36.3285.66	Sede valvola 179	1
30	98.2180.00	Tappo G 1/2"x10	1
31	96.7514.00	Rosetta D. 21.5x27.0x1.5	1
32	36.3287.66	Nipplo G 1/2"F	1
33	36.3288.70	Otturatore	1
34	90.4028.00	OR D. 9.12x3.53 NBR SH. 70 4036 179	1
35	98.2044.00	Tappo G 1/4"x13	1
36	90.3585.00	OR D. 10.82x1.78 NBR SH. 70 2043 179	1
37	36.3278.36	Corpo valvola	1
38	36.3296.51	Forcella	1
39	36.3293.51	Pomolo	1
40	94.7409.00	Molla Dm. 12.7x15.0 179	1

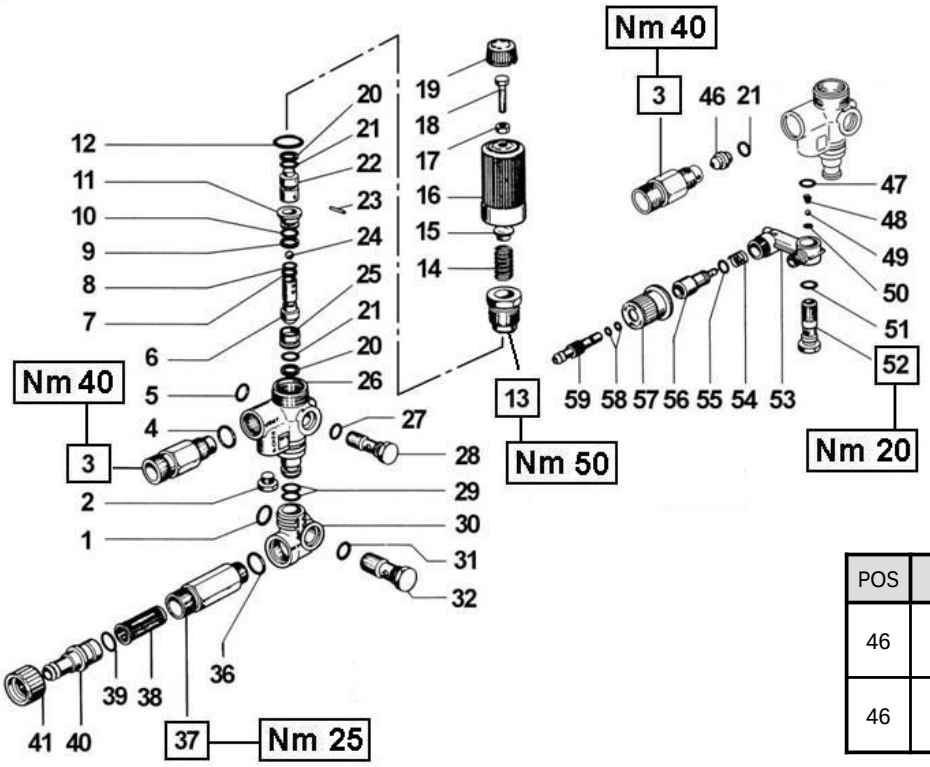

KIT NR.	KIT 94	KIT 98
Posizioni incluse Positions Included	4 - 21 - 47 48 - 49 - 50 51 - 54 - 55 58	6 - 7 - 8 - 9 10 - 11 - 12 13 - 20 - 21 22 - 23 - 24 25
Nr. Pcs.	1÷2	1÷2

DIS. COD. 36.9501.00

CONTROLSET W1

***** TABELLA A - TABLE A**

POS	COD.	DESCRIZIONE - DESCRIPTION	NR
46	10.0151.66	Type 0 – (8÷11 l/min.) Ugello – Nozzle D. 2	1
46	10.0076.66	Type 1 – (12÷15 l/min.) Ugello – Nozzle D. 2.2	1

POS	COD.	DESCRIZIONE – DESCRIPTION KIT	NR
1	90.3839.00	OR D. 15.88x2.62 NBR SH. 70 121	1
2	98.2057.00	Tappo M14x1.5	1
3	10.0147.70 10.0078.70 10.0318.70	Nipplo M22x1.5 con D. 3 Nipplo G 3/8” con D. 3 Nipplo G 3/8” NPT con D. 3 - Vs USA	1
4	90.3832.00	OR D. 13.95x2.62 NBR SH. 70 3056 94	1
5	90.3833.00	OR D. 13.95x2.62 NBR SH. 70 3056	1
6	36.3167.66	Valvola 98	1
7	90.5025.00	Anello antiest. D. 7.0x10.0x1.5 98	1
8	90.3575.00	OR D. 6.75x1.78 NBR SH. 70 106 98	1
9	90.5075.00	Anello antiest. D. 13.0x16.0x1.5 98	1
10	90.3589.00	OR D. 12.42x1.78 NBR SH. 70 2050 98	1
11	36.3165.70	Guida valvola 98	1
12	90.3847.00	OR D. 20.24x2.62 NBR SH. 70 3081 98	1
13	36.3166.70	Boccola di guida 98	1
14	94.7436.00	Molla Dm. 15.0x35.0	1
15	36.3169.70	Piattello molla	1
16	36.3171.02	Pomolo	1
17	92.2200.00	Dado M8x5x13 UNI 5589	1
18	99.3052.00	Vite M8x20	1
19	36.3172.51	Cappellotto	1
20	90.5065.00	Anello antiest. D. 10.6x15.0x2.0 98	2
21	90.3822.00	OR D. 9.92x2.62 NBR SH. 70 112 94-98	3
22	36.3168.66	Pistoncino di comando 98	1
23	97.6132.00	Spina D. 3.0x14.5 98	1
24	97.4800.00	Sfera D. 9/32” 98	1
25	36.3164.66	Sede valvola 98	1
26	36.3163.01	Corpo valvola	1

POS	COD.	DESCRIZIONE – DESCRIPTION KIT	NR
27	90.3820.00	OR D. 9.13x2.62 NBR SH. 70 109	1
28	36.2567.70	Vite di fissaggio valvola G 1/4”	1
29	90.3825.00	OR D. 10.78x2.62 NBR SH. 70 3043	2
30	36.3152.22	Raccordo aspirazione	1
31	90.3827.00	OR D. 11.91x2.62 NBR SH. 70 115	1
32	36.2568.70	Vite di fissaggio valvola G 3/8”	1
36	90.3591.00	OR D. 14x1.78 NBR SH. 70 2056	1
37	36.2560.70 36.2584.70	Nipplo aspiraz. M22x1.5 Nipplo aspiraz. 1/2” NPT - Vs USA	1
38	92.8925.00	Filtro D. 12x35	1
39	90.3828.00	OR D. 12.37x2.62 NBR SH. 70 3050	1
40	36.2569.70	Portagomma aspirazione	1
41	10.0119.02	Ghiera	1
46	***	Vedi tabella A - See table A	-
47	90.3582.00	OR D. 9.25x1.78 NBR SH. 70 2037 94	1
48	94.8217.00	Molla conica D. 4.3/7.3x11.0 94	1
49	97.4782.00	Sfera D. 7/32” 94	1
50	90.3572.00	OR D. 5.28x1.78 NBR SH. 70 2021 94	1
51	90.3585.00	OR D. 10.82x1.78 NBR SH. 70 2043 94	1
52	36.2563.70	Sede valvola	1
53	36.2562.51	Corpo dosatore	1
54	94.7383.00	Molla Dm. 9.75x10.0 94	1
55	90.3580.00	OR D. 8.73x1.78 NBR SH. 70 108 94	1
56	36.2564.70	Otturatore	1
57	36.2565.51	Pomolo	1
58	90.3570.00	OR D. 4.48x1.78 NBR SH. 70 2018 94	2
59	36.2566.70	Innesto portagomma	1

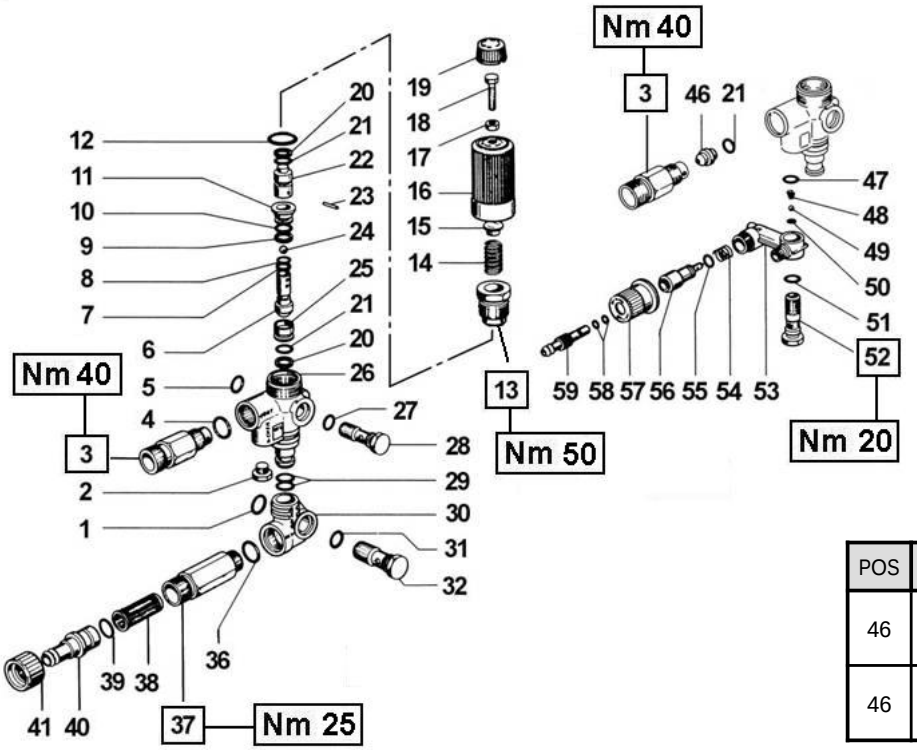

KIT NR.	KIT 94	KIT 98
Posizioni incluse Positions included	4 - 21 - 47 48 - 49 - 50 51 - 54 - 55 58	6 - 7 - 8 - 9 10 - 11 - 12 13 - 20 - 21 22 - 23 - 24 25
Nr. Pcs.	1÷2	1÷2

DIS. COD. 36.9501.00

CONTROLSET W1L

***** TABELLA A - TABLE A**

POS	COD.	DESCRIZIONE - DESCRIPTION	NR
46	10.0151.66	Type 0 – (8÷11 l/min.) Ugello – Nozzle D. 2	1
46	10.0076.66	Type 1 – (12÷15 l/min.) Ugello – Nozzle D. 2.2	1

POS	COD.	DESCRIZIONE – DESCRIPTION KIT	NR
1	93.1972.00	Rondella ditenuta G 1/2”	1
2	98.2057.00	Tappo M14x1.5	1
3	10.0147.70 10.0078.70 10.0318.70	Nipplo M22x1.5 con D. 3 Nipplo G 3/8” con D. 3 Nipplo G 3/8” NPT con D. 3 - Vs USA	1
4	90.3832.00	OR D. 13.95x2.62 NBR SH. 70 3056 94	1
5	93.1858.00	Rondella di tenuta G 3/8”	1
6	36.3167.66	Valvola 98	1
7	90.5025.00	Anello antiest. D. 7.0x10.0x1.5 98	1
8	90.3575.00	OR D. 6.75x1.78 NBR SH. 70 106 98	1
9	90.5075.00	Anello antiest. D. 13.x16.x1.5 98	1
10	90.3589.00	OR D. 12.42x1.78 NBR SH. 70 2050 98	1
11	36.3165.70	Guida valvola 98	1
12	90.3847.00	OR D. 20.24x2.62 NBR SH. 70 3081 98	1
13	36.3166.70	Boccola di guida 98	1
14	94.7436.00	Molla Dm. 15.0x35.0	1
15	36.3169.70	Piattello molla	1
16	36.3171.02	Pomolo	1
17	92.2200.00	Dado M8x5x13 UNI 5589	1
18	99.3052.00	Vite M8x20	1
19	36.3172.51	Cappellotto	1
20	90.5065.00	Anello antiest. D. 10.6x15.0x2.0 98	2
21	90.3822.00	OR D. 9.92x2.62 NBR SH. 70 112 94-98	3
22	36.3168.66	Pistoncino di comando 98	1
23	97.6132.00	Spina D. 3.0x14.5 98	1
24	97.4800.00	Sfera D. 9/32” 98	1
25	36.3164.66	Sede valvola 98	1
26	36.3173.01	Corpo valvola	1

POS	COD.	DESCRIZIONE – DESCRIPTION KIT	NR
27	90.3827.00	OR D. 11.91x2.62 NBR SH. 70 115	1
28	36.2568.70	Vite di fissaggio valvola G 3/8”	1
29	90.3825.00	OR D. 10.78x2.62 NBR SH. 70 3043	2
30	36.3174.22	Raccordo aspirazione	1
31	90.3841.00	OR D. 17.13x2.62 NBR SH. 70 3068	1
32	36.3175.70	Vite di fissaggio valvola G 1/2”	1
36	90.3841.00	OR D. 17.13x2.62 NBR SH. 70 3068	1
37	36.3178.70	Nipplo aspirazione M22X1.5	1
38	92.8925.00	Filtro D. 12x35	1
39	90.3828.00	OR D. 12.37x2.62 NBR SH. 70 3050	1
40	36.2569.70	Portagomma aspirazione	1
41	10.0119.02	Ghiera	1
46	***	Vedi tabella A - See table A	-
47	90.3582.00	OR D. 9.25x1.78 NBR SH. 70 2037 94	1
48	94.8217.00	Molla conica D. 4.3/7.3x11.0 94	1
49	97.4782.00	Sfera D. 7/32” 94	1
50	90.3572.00	OR D. 5.28x1.78 NBR SH. 70 2021 94	1
51	90.3585.00	OR D. 10.82x1.78 NBR SH. 70 2043 94	1
52	36.2563.70	Sede valvola	1
53	36.2562.51	Corpo dosatore	1
54	94.7383.00	Molla Dm. 9.75x10.0 94	1
55	90.3580.00	OR D. 8.73x1.78 NBR SH. 70 108 94	1
56	36.2564.70	Otturatore	1
57	36.2565.51	Pomolo	1
58	90.3570.00	OR D. 4.48x1.78 NBR SH. 70 2018 94	2
59	36.2566.70	Innesto portagomma	1

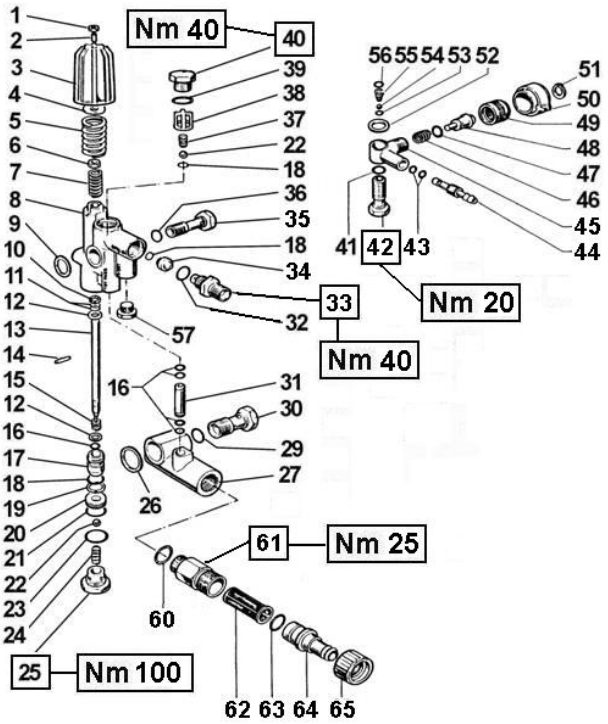

KIT NR.	KIT 93	KIT 94
Posizioni incluse Positions included	5 - 10 - 11 - 15 16 - 18 - 19 - 20 21 - 22 - 23 - 24 29 - 36 - 37 - 38 39	4 - 21 - 47 48 - 49 - 50 51 - 54 - 55 56
Nr. Pcs.	1÷2	1

DIS. COD. 36.9519.00

CONTROLSET W2- W2L

***** TABELLA A - TABLE A**

POS	COD.	DESCRIZIONE – DESCRIPTION	NR
34	10.0151.66	Type 0 (8÷11 l/min.) Ugello D. 2.0	1
34	10.0076.66	Type 1 (12÷15 l/min.) Ugello D. 2.2	1
34	10.0077.66	Type 2 (16÷21 l/min.) Ugello D. 2.5	1

POS	COD.	DESCRIZIONE – DESCRIPTION KIT	NR
1	92.2020.00	Dado M6x4x10 UNI 5589	1
2	99.1848.00	Vite M6x16 UNI 5923	1
3	36.3145.02	Pomolo	1
4	36.3141.64	Piattello molla 94	1
5	94.7516.00	Molla Dm. 21.5x46.0 93	1
6	92.2200.00	Dado M8x5x13 UNI 5589	1
7	94.7400.00	Molla Dm. 11.8x28.5	1
8	36.3134.01	Corpo valvola	1
9	93.1858.00	Rondella di tenuta G 3/8”	1
10	90.5034.00	Anello antiest. D. 8.0x10.7x1.5 93	1
11	90.3577.00	OR D. 7.66x1.78 NBR SH. 70 2031 93	2
12	96.7009.00	Rosetta D. 8.0x14.x1.5	2
13	36.3143.73	Guida pistone	1
14	97.6660.00	Spina elastica	1
15	94.7384.00	Molla Dm. 9.8x11.8 93	1
16	90.3574.00	OR D. 6.07x1.78 NBR SH. 70 2025 93	5
17	36.3142.66	Pistoncino di comando	1
18	90.3822.00	OR D. 9.92x2.62 NBR SH. 70 112 93	3
19	90.5065.00	Anello antiest. D. 10.6x15.0x2.0 93	1
20	36.3137.66	Sede valvola 93	1
21	90.3593.00	OR D. 15.6x1.78 NBR SH. 70 2062 93-94	1
22	97.4838.00	Sfera D. 13/32” 93	2
23	90.3843.00	OR D. 17.86x2.62 NBR SH. 70 123 93	1
24	94.7374.00	Molla Dm. 9.3x15.5 93	1
25	36.3136.70	Tappo M22x1.5	1
26	93.1972.00	Rondella di tenuta G 1/2”	1
27	36.3135.22	Raccordo aspirazione	1
29	90.3841.00	OR D. 17.13x2.62 NBR SH. 70 3068 93	1
30	36.3139.70	Vite di fissaggio G 1/2”	1
31	36.3138.93 36.3162.93 36.3298.93	Tubo by-pass - SERIE POMPA 44 49 50 52 Tubo by-pass - SERIE POMPA 47 Tubo by-pass - SERIE POMPA 63	1
32	90.3832.00	OR D. 13.95x2.62 NBR SH. 70 3056	1

POS	COD.	DESCRIZIONE – DESCRIPTION KIT	NR
33	10.0078.70 10.0147.70	Nipplo G 3/8” con D. 3 Nipplo M22x1.5 con D. 3	1
34	***	Vedere tabella A - See table A	-
35	36.3140.70	Vite di fissaggio G 3/8”	1
36	90.3827.00	OR D. 11.91x2.62 NBR SH. 70 115 93	1
37	94.7355.00	Molla Dm. 8.5x12.0 93	1
38	36.3104.51	Guida valvola 93	1
39	90.3839.00	OR D. 15.88x2.62 NBR SH. 70 121 93	1
40	98.2152.00	Tappo M20x1.5x12	1
41	90.3585.00	OR D. 10.82x1.78 NBR SH. 70 2043	1
42	36.2563.70	Sede valvola	1
43	90.3570.00	OR D. 4.48x1.78 NBR SH. 70 2018	1
44	36.2566.70	Innesto portagomma	1
45	36.3146.41	Corpo dosatore	1
46	94.7383.00	Molla Dm. 9.75x10,0	1
47	90.3580.00	OR D. 8.73x1.78 NBR SH. 70 108 94	1
48	36.3147.70	Otturatore 94	1
49	36.3148.70	Inserto per pomolo 94	1
50	36.3149.51	Pomolo 94	1
51	90.0545.00	Anello d’arresto A10 UNI 7435 94	1
52	96.7280.00	Rosetta D. 14.x18.x0.5	1
53	90.3572.00	OR D. 5.28x1.78 NBR SH. 70 2021	1
54	97.4782.00	Sfera D. 7/32” 94	1
55	94.8217.00	Molla conica D. 4.3/7.3x11,0 94	1
56	90.3582.00	OR D. 9.25x1.78 NBR SH. 70 2037 94	1
57	98.2057.00	Tappo M14x1.5	1
60	90.3594.00	OR D. 17.17x1.78 NBR SH. 70 2068	1
61	36.3178.70	Nipplo aspirazione M22x1.5xG 1/2”	1
62	92.8927.00	Filtro D. 15x67	1
63	90.3828.00	OR D. 12.37x2.62 NBR SH. 70 3050	1
64	36.2569.70	Portagomma aspirazione	1
65	10.0119.02	Ghiera	1

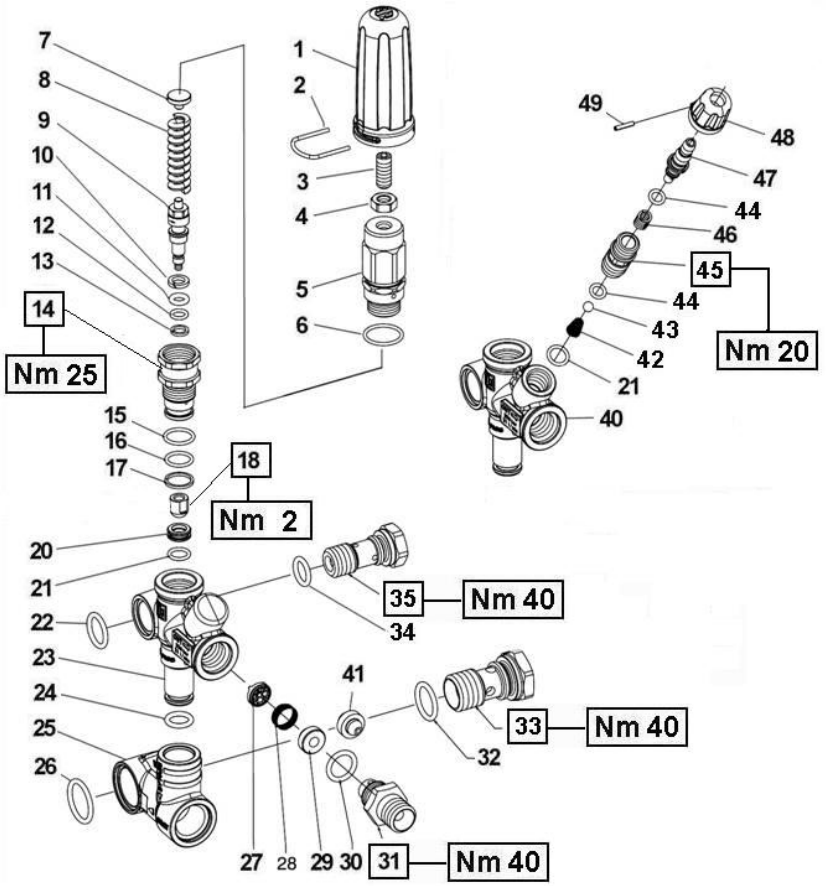

DIS. COD. 36.9530.00

CONTROLSET W3

KIT NR.	KIT 241	KIT 242
Posizioni incluse Positions included	9 - 10 - 11 12 - 13 - 14 15 - 16 - 17 18 - 20 - 21	21 - 27 - 28 30 - 42 - 43 44 - 46
Nr. Pcs.	1÷2	1÷2

POS	COD.	DESCRIZIONE – DESCRIPTION KIT	NR
1	36.3346.51	Pomolo di regolazione	1
2	10.0673.66	Forcella di fermo	1
3	99.3054.00	Vite M8x20 UNI 5923	1
4	92.2218.00	Dado M8x5x13 UNI 5589	1
5	36.3337.70	Registro di pressione	1
6	90.3596.00	OR D. 18.77x1.78 NBR SSH. 70 2075	1
7	36.3345.64	Piattello molla	1
8	94.7371.00	Molla Dm. 9.1x45.0	1
9	36.3360.66	Pistoncino di comando 241	1
10	90.5027.00	Anello antiest. D. 7.2x11.5x2.0 241	1
11	90.3817.00	OR D. 6.02x2.62 NBR SH. 70 3024 241	1
12	90.3576.00	OR D. 12.42x1.78 NBR SH. 70 106 241	1
13	90.5024.00	Anello antiest. D. 13.4x16.0x1.5 241	1
14	36.3335.70	Boccola di guida 241	1
15	90.3591.00	OR D. 14x1.78 NBR SH. 70 2056 241	1
16	90.3589.00	OR D. 12.42x1.78 NBR SH. 70 2050 241	1
17	90.5078.00	Anello antiest. D. 13.4x16.0x1.5 241	1
18	36.3361.66	Valvola sferica 241	1
20	36.3344.66	Sede 241	1
21	90.3582.00	OR D. 9.25x1.78 NBR SH. 70 2037 241-242	2
22	90.3837.00	OR D. 15.54x2.62 NBR SH. 70 3062	1
23	36.3352.41	Corpo valvola no detergente	1
24	90.3825.00	OR D. 10.78x2.62 NBR 3043	1
25	36.3343.22	Raccordo aspirazione	1

POS	COD.	DESCRIZIONE – DESCRIPTION KIT	NR
26	90.3849.00	OR D. 20.63x2.62 NBR SH. 70 128	1
27	36.3350.51	Valvola piana 242	1
28	94.7418.00	Molla Dm. 13.2x7.0 242	1
29	36.3351.70	Distanziale	1
30	90.3833.00	OR D. 13.92x2.62 NBR SH. 70 3056 242	1
31	10.0078.70 10.0147.70	Nipplo G 3/8” per ugello iniettore Nipplo G 3/8”x22x1.5 con foro D. 3	1
32	90.3841.00	OR D. 17.13x2.62 NBR SH. 70 3068	1
33	36.3340.70	Vite di fissaggio valvola G 1/2”	1
34	90.3827.00	OR D. 11.91x2.62 NBR SH. 70 115	1
35	36.3341.70	Vite di fissaggio valvola G 3/8”	1
CON ASPIRAZIONE DETERGENTE – WITH CHEMICAL INJECTOR			
40	36.3334.41	Corpo valvola	1
41	10.0151.66 10.0076.66 10.0077.66	Ugello D. 2.0 (7÷10 l/min.) Ugello D. 2.2 (11÷15 l/min.) Ugello D. 2.5 (16÷21 l/min.)	1
42	94.8217.00	Molla conica D. 4.3x7.3x11 242	1
43	97.4782.00	Sfera D. 7/32” 242	1
44	90.3573.00	OR D. 5.28x1.78 NBR SH. 70 2021 242	2
45	36.3336.70	Sede valvola detergente	1
46	94.7334.00	Molla Dm. 6.4x13.0 242	1
47	36.3342.70	Otturatore con portagomma	1
48	36.3347.51	Pomolo regolazione detergente	1
49	97.6615.00	Spina elastica D. 2.0x12	1

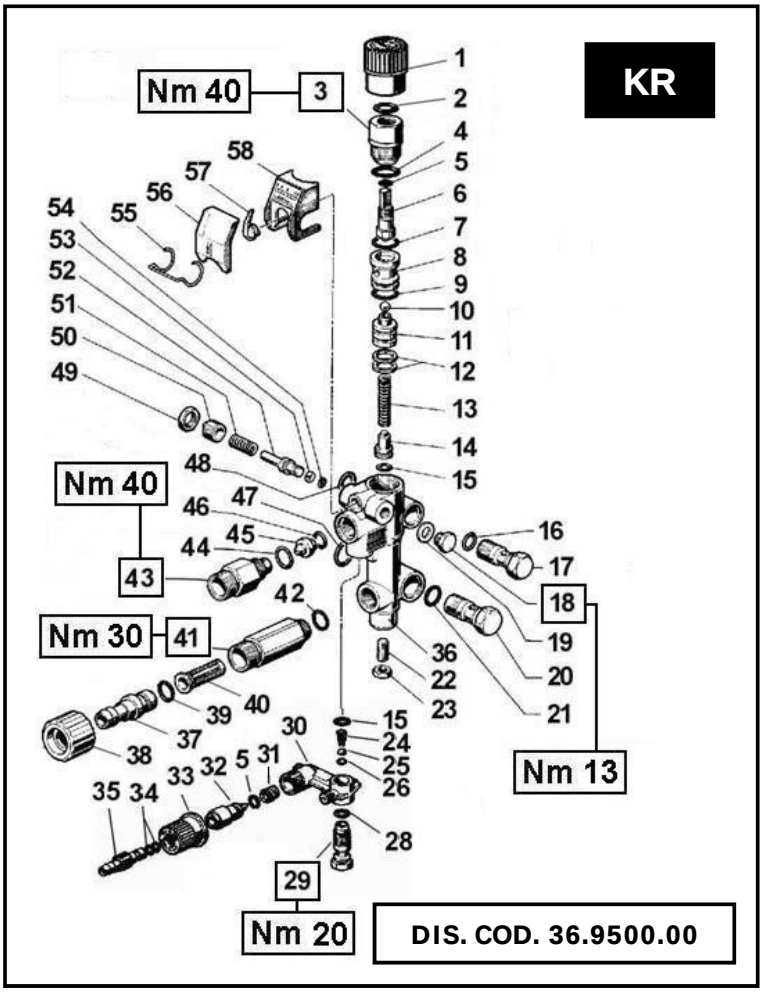

KIT NR.	KIT 94	KIT 95 KR1 KR2	KIT 99 KR90 KR92 KR100
Posizioni incluse Positions included	5 - 15 - 24 25 - 26 - 28 31 - 34 - 44 46	2 - 4 - 5 - 7 - 8 9 - 10 - 12 - 13 15 - 16 - 21 - 39 42 - 47 - 48 - 53 54	2 - 4 - 5 - 7 - 8 9 - 10 - 12 - 13 15 - 16 - 21 - 39 42 - 47 - 48 - 53 54
Nr. Pcs.	1÷2	1÷2	1÷2

***** TABELLA A - TABLE A**

MODEL	POS	COD.	DESCRIZIONE - DESCRIPTION	NR
KR1 KR90	11	36.2572.70	Pistoncino D. 2.25	1
	45	10.0307.51	Ugello D. 1.8	1
KR2 KR92	11	36.2553.70	Pistoncino D. 2.80	1
	45	10.0151.66	Ugello D. 2.0	1
KR100	11	36.2595.70	Pistoncino D. 2.50	1
	45	10.0151.66	Ugello D. 2.0	1

POS	COD.	DESCRIZIONE – DESCRIPTION KIT	NR
1	36.2583.51	Pomolo	1
2	90.3835.00	OR D. 15.08x2.62 NBR SH. 70 119 95-99	1
3	36.2556.70	Tappo	1
4	90.3847.00	OR D. 20.24x2.62 NBR SH. 70 3081 95-99	1
5	90.3580.00	OR D. 8.73x1.78 NBR SH. 70 108 94-95-99	2
6	36.2574.02	Assieme otturatore	1
7	90.3598.00	OR D. 20.35x1.78 NBR SH. 70 2081 95-99	1
8	36.2554.66	Sede valvola 95-99	1
9	90.3596.00	OR D. 18.77x1.78 NBR SH. 70 2075 95-99	1
10	97.4802.00	Sfera D. 9/32” 95-99	1
11	***	Vedere tabella A - See table A	-
12	90.5080.00	Anello antiest. D. 13.5x18.0x2.0 95-99	2
13	94.7344.00	Molla Dm. 7.5x40.0 95-99	1
14	36.2552.70	Piattello molla	1
15	90.3582.00	OR D. 9.25x1.78 NBR SH. 70 2037 94-95-99	2
16	90.3820.00	OR D. 9.13x2.62 NBR SH. 70 109 95-99	1
17	36.2567.70	Vite di fissaggio valvola G 1/4”	1
18	98.1966.00	Tappo G 1/8”x8	1
19	96.7100.00	Rosetta D. 10.0x14.0x1.5	1
20	36.2568.70	Vite di fissaggio valvola G 3/8”	1
21	90.3827.00	OR D. 11.91x2.62 NBR SH. 70 115 95-99	1
22	99.3054.00	Vite M8x20 UNI 5923	1
23	92.2218.00	Dado M8x5x13 UNI 5589	1
24	94.8217.00	Molla conica D. 4.3/7.3x11.0 94	1
25	97.4782.00	Sfera D. 7/32” 94	1
26	90.3572.00	OR D. 5.28x1.78 NBR SH. 70 2021 94	1

POS	COD.	DESCRIZIONE – DESCRIPTION KIT	NR
28	90.3585.00	OR D. 10.82x1.78 NBR SH. 70 2043 94	1
29	36.2563.70	Sede valvola	1
30	36.2562.51	Corpo dosatore	1
31	94.7383.00	Molla Dm. 9.45x10.0 94	1
32	36.2564.70	Otturatore	1
33	36.2565.51	Pomolo - OPTIONAL	1
34	90.3570.00	OR D. 4.78x1.78 NBR SH. 70 2018 94	2
35	36.2566.70	Innesto portagomma - OPTIONAL	1
36	36.2582.41 36.2588.41	Corpo valvola Corpo valvola - KR90 KR92 KR100	1
37	36.2569.70	Portagomma aspirazione	1
38	10.0119.02	Ghiera	1
39	90.3828.00	OR D. 12.37x2.62 NBR SH. 70 3050 95-99	1
40	92.8925.00	Filtro D. 12x35	1
41	36.2560.70 36.2584.70	Nipplo aspiraz. M22x1.5 Nipplo aspiraz. G 1/2” NPT - Vs USA	1
42	90.3591.00	OR D. 14x1.78 NBR SH. 70 2056 95-99	1
43	10.0147.70 10.0318.70	Nipplo M22x1.5 con D. 3 Nipplo 3/8” NPT con D. 3 - Vs USA	1
44	90.3832.00	OR D. 13.95x2.62 NBR SH. 70 3056 94	1
45	***	Vedere tabella A - See table A	-
46	90.3822.00	OR D. 9.92x2.62 NBR SH. 70 112 94	1
47	90.3839.00	OR D. 15.88x2.62 NBR SH. 70 121 95-99	1
48	90.3833.00	OR D. 13.95x2.62 NBR SH. 70 3056 95-99	1
49	92.2492.00	Dado M14x17x3	1
50	36.2580.70	Vite di regolazione manometro	1
51	94.7338.00	Molla Dm. 7.2x18.0	1
52	36.2579.70 36.2589.70	Pistoncino - KR1 KR2 Pistoncino - KR90 KR92 KR100	1
53	90.5007.00 90.5004.00	An. ant. D. 4.0x6.8x1.5 - KR1 KR2 95 An. ant. D. 3.2x6.0x1.5 - KR90 92 100 99	1
54	90.3568.00 90.3567.00	OR D. 3.69x1.78 NBR SH. 70 2015 KR1 KR2 95 OR D. 2.9x1.78 NBR SH. 70 2012 KR90 KR92 KR100 99	1
55	94.8718.00	Molla Dm. 18.0	1
56	36.2577.51	Coperchio manometro	1
57	36.2578.51	Indicatore manometro	1
58	36.2586.01 36.2590.01	Quadrante manometro - KR1 KR2 Quadrante manometro - KR90 KR92 KR100	1

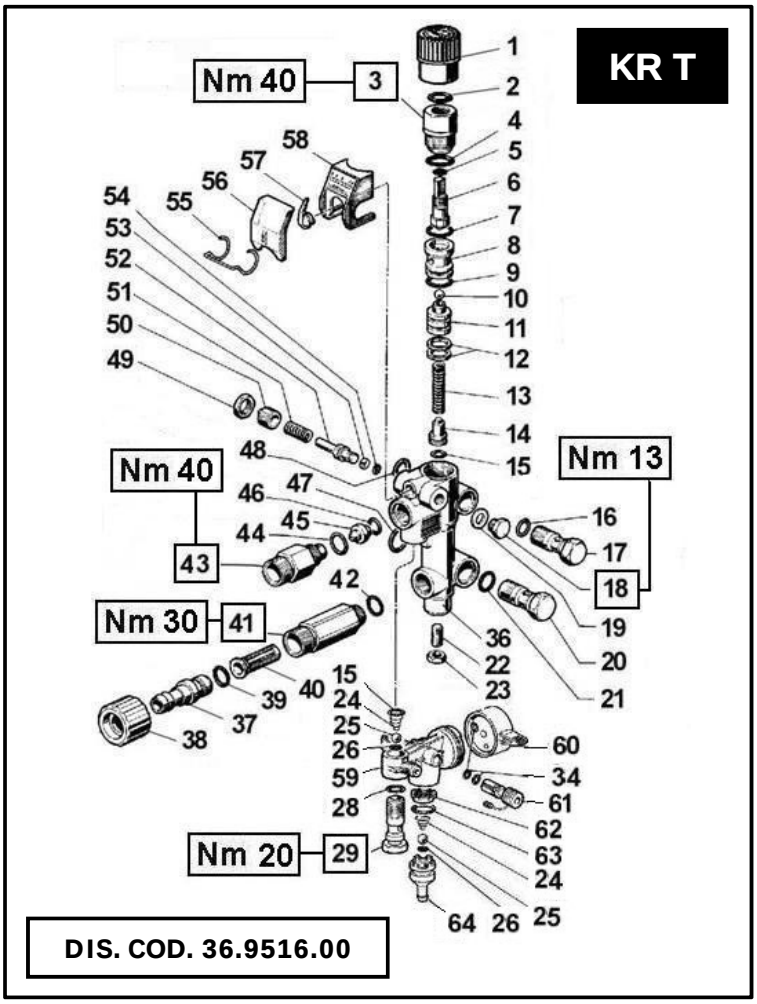

KIT NR.	KIT 99	KIT 138
Posizioni incluse Positions included	2 - 4 - 5 - 7 8 - 9 - 10 - 12 13 - 15 - 16 - 21 39 - 42 - 47 - 48 53 - 54	15 - 24 - 25 26 - 28 - 34 61 - 62 - 63 64
Nr. Pcs.	1÷2	1÷2

***** TABELLA A - TABLE A**

MODEL	POS	COD.	DESCRIZIONE - DESCRIPTION	NR
KR 90T	11	36.2572.70	Pistoncino D. 2.25	1
	45	10.0307.51	Ugello D. 1.8	1
KR 100T	11	36.2595.70	Pistoncino D. 2.50	1
	45	10.0151.66	Ugello D. 2.0	1

POS	COD.	DESCRIZIONE – DESCRIPTION	KIT	NR
1	36.3222.51	Pomolo		1
2	90.3835.00	OR D. 15.08x2.62 NBR SH. 70 119	99	1
3	36.2556.70	Tappo		1
4	90.3847.00	OR D. 20.24x2.62 NBR SH. 70 3081	99	1
5	90.3580.00	OR D. 8.73x1.78 NBR SH. 70 108	99	1
6	36.2574.02	Assieme otturatore		1
7	90.3598.00	OR D. 20.35x1.78 NBR SH. 70 2081	99	1
8	36.2554.66	Sede valvola	99	1
9	90.3596.00	OR D. 18.77x1.78 NBR SH. 70 2075	99	1
10	97.4802.00	Sfera D. 9/32”	99	1
11	***	Vedere tabella A - See table A		-
12	90.5080.00	Anello antiest. D. 13.5x18.0x2.0	99	2
13	94.7344.00	Molla Dm. 7.5x40.0	99	1
14	36.2552.70	Piattello molla		1
15	90.3582.00	OR D. 9.25x1.78 NBR SH. 70 2037	99-138	2
16	90.3820.00	OR D. 9.13x2.62 NBR SH. 70 109	99	1
17	36.2567.70	Vite di fissaggio valvola G 1/4”		1
18	98.1966.00	Tappo G 1/8”x8		1
19	96.7100.00	Rosetta D. 10.0x14.0x1.5		1
20	36.2568.70	Vite di fissaggio valvola G 3/8”		1
21	90.3827.00	OR D. 11.91x2.62 NBR SH. 70 115	99	1
22	99.3054.00	Vite M8x20 UNI 5923		1
23	92.2218.00	Dado M8x5x13 UNI 5589		1
24	94.8217.00	Molla conica D. 4.3/7.3x11.0	138	2

POS	COD.	DESCRIZIONE – DESCRIPTION	KIT	NR
25	97.4782.00	Sfera D. 7/32”	138	2
26	90.3572.00	OR D. 5.28x1.78 NBR SH. 70 2021	138	2
28	90.3585.00	OR D. 10.82x1.78 NBR SH. 70 2043	138	1
29	36.2563.70	Sede valvola		1
34	90.3570.00	OR D. 4.78x1.78 NBR SH. 70 2018	138	3
36	36.2588.41	Corpo valvola		1
37	36.2569.70	Portagomma aspirazione		1
38	10.0119.02	Ghiera		1
39	90.3828.00	OR D. 12.37x2.62 NBR SH. 70 3050	99	1
40	92.8925.00	Filtro D. 12x35		1
41	36.2560.70	Nipplo aspirazione M22x1.5		1
42	90.3591.00	OR D. 14x1.78 NBR SH. 70 2056	99	1
43	10.0147.70	Nipplo M22x1.5 con D. 3		1
44	90.3832.00	OR D. 13.95x2.62 NBR SH. 70 3056		1
45	***	Vedere tabella A - See table A		-
46	90.3822.00	OR D. 9.92x2.62 NBR SH. 70 112		1
47	90.3839.00	OR D. 15.88x2.62 NBR SH. 70 121	99	1
48	90.3833.00	OR D. 13.95x2.62 NBR SH. 70 3056	99	1
49	92.2492.00	Dado M14x17x3		1
50	36.2580.70	Vite di regolazione manometro		1
51	94.7338.00	Molla D. 7.2x18.0		1
52	36.2589.70	Pistoncino		1
53	90.5004.00	Anello antiest. D. 3.2x6.0x1.5	99	1
54	90.3567.00	OR D. 2.9x1.78 NBR SH. 70 2012	99	1
55	94.8718.00	Molla Dm. 18.0		1
56	36.2577.51	Coperchio manometro		1
57	36.2578.51	Indicatore manometro		1
58	36.2590.01	Quadrante manometro		1
59	36.3216.51	Corpo regolatore		1
60	36.3217.51	Pomolo di regolazione		1
61	36.3220.51	Tappo D. 8	138	1
62	36.3219.51	Filtro	138	1
63	90.3831.00	OR D. 13.10x2.62 NBR SH. 70 117	138	1
64	36.3218.51	Innesto portagomma	138	1

DIS. COD. 36.9510.00

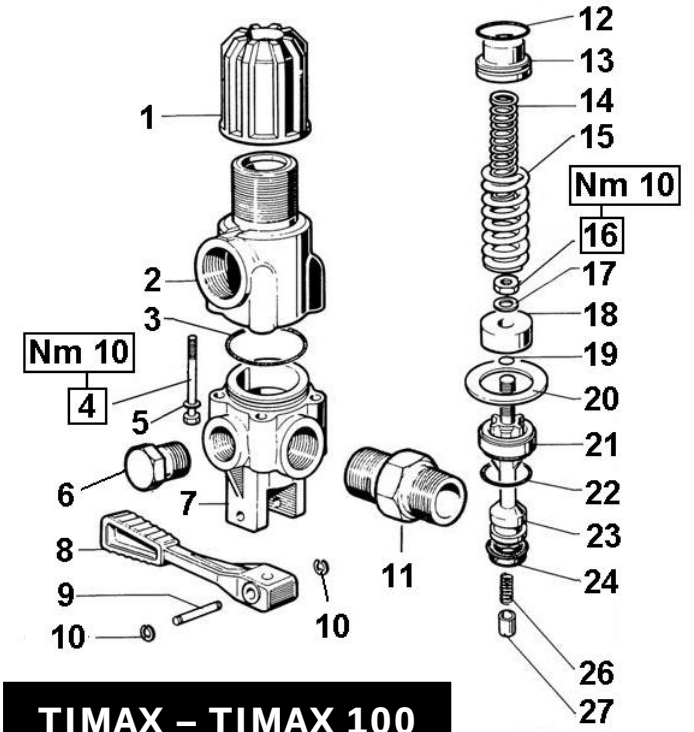

TIMAX – TIMAX 100

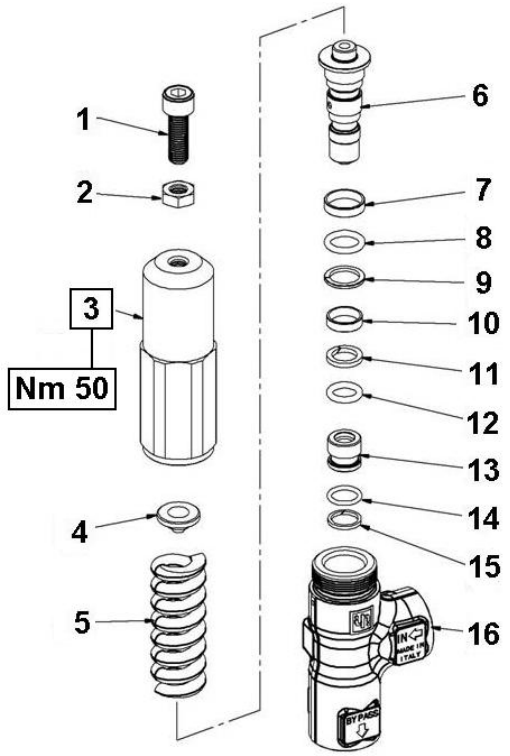

DIS. COD. 36.9528.00

SX1

POS	COD.	DESCRIZIONE – DESCRIPTION KIT	NR
1	36.0022.51 36.0087.71	Pomolo di regolazione - TIMAX Pomolo di regolazione - TIMAX 100	1
2	36.0019.41	Corpo valvola superiore	1
3	90.3877.00	OR D. 39.34x2.62 NBR SH. 70 3156 51	1
4	99.1970.00	Vite M6x50 UNI 5737	4
5	96.6938.00	Rosetta D. 6.4x10.0x0.7	4
6	98.2176.00	Tappo G 1/2”x10	2
7	36.0018.41	Corpo valvola inferiore	1
8	36.0021.22	Leva di comando	1
9	95.7156.00	Perno D. 6x36	1
10	90.0509.00	Anello d’arresto E04 UNI 7434	2
11	95.3010.00 95.2706.00	Nipplo G 3/4” Nipplo G 3/4”- G 3/8”	1
12	90.3859.00	OR D. 25.07x2.62 NBR SH. 70 3100 51	1
13	36.0023.70 36.0086.70	Guida molla - TIMAX Guida molla - TIMAX 100	1
14	94.7406.00	Molla Dm. 12.0x62.5	1
15	94.7504.00	Molla Dm. 20.5x56.5	1
16	92.2220.00	Dado M8x5x13 UNI 5589	1
17	96.7010.00	Rosetta D. 8.25x12.0x1.0	1
18	36.0024.76	Valvola piana 51	1
19	90.3578.00	OR D. 7.66x1.78 NBR SH. 70 2031 51	1
20	96.7750.00	Rosetta D. 27.5x45.0x3.0	1
21	36.0025.56	Sede valvola 51	1
22	90.3863.00	OR D. 28.25x2.62 NBR SH. 70 3112 51	1
23	36.0020.41	Asta porta valvola	1
24	90.2605.00	Anello ten. alt. D. 13.5x50.0x6.35 51	1
26	94.7323.00	Molla Dm. 5.5x22.5	1
27	36.0029.70	Perno di posizionamento	1

POS	COD.	DESCRIZIONE – DESCRIPTION KIT	NR
1	99.3070.00	Vite M8x25 UNI 5931	1
2	92.2220.00	Dado M8x5x13 UNI 5589	1
3	36.0036.70	Corpo superiore	1
4	36.3169.70	Piattello molla	1
5	94.7466.00	Molla Dm. 17.0x60.0	1
6	36.0041.02	Assieme pistoncino-sfera	1
7	36.0040.72	Boccola di guida D. 15x17x4	1
8	90.3827.00	OR D. 11.91x2.62 NBR SH. 70 115	1
9	90.5071.00	Anello antiest. D. 12.7x17.0x4.0	1
10	36.0039.72	Boccola di guida D. 13x15x4	1
11	90.5065.00	Anello antiest. D. 10.6x15.0x2.0	1
12	90.3823.00	OR D. 9.92x2.62 NBR SH. 70 112	1
13	36.0038.66	Sede valvola	1
14	90.3587.00	OR D. 11.11x1.78 NBR SH. 70 114	1
15	90.5066.00	Anello antiest. D. 11.4x14.0x1.5	1
16	36.0035.36	Corpo valvola	1

KIT NR.	KIT 51
Posizioni incluse Positions included	3 - 12 - 18 19 - 21 - 22 24
Nr. Pcs.	1

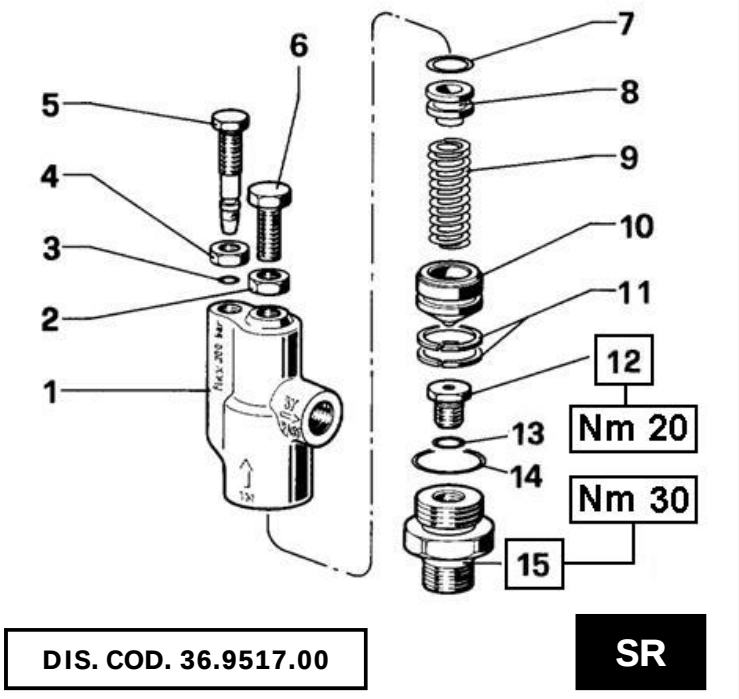

POS	COD.	DESCRIZIONE – DESCRIPTION KIT	NR
1	36.2596.41	Corpo valvola	1
2	92.2218.00	Dado M8x5x13 UNI 5589	1
3	90.3566.00	OR D. 2.9x1.78 NBR SH. 70 2021	1
4	92.2200.00	Dado M8x5x13 UNI 5589	1
5	36.2600.70	Vite di registro	1
6	99.3056.00	Vite M8x20 UNI	1
7	90.3825.00	OR D. 10.78x2.62 NBR SH. 70 3043	1
8	36.2601.70	Piattello molla	1
9	94.7396.00	Molla Dm. 11.2x36.0	1
10	36.2602.02	Assieme pistoncino	1
11	92.7707.00	Fascia elastica D. 22.0x19.55x1.5	2
12	36.2598.66	Inserto per sede valvola	1
13	90.3578.00	OR D. 7.66x1.78 NBR SH. 70 2031	1
14	90.3600.00	OR D. 21.95x1.78 NBR SH. 70 2087	1
15	36.2597.70	Sede valvola	1

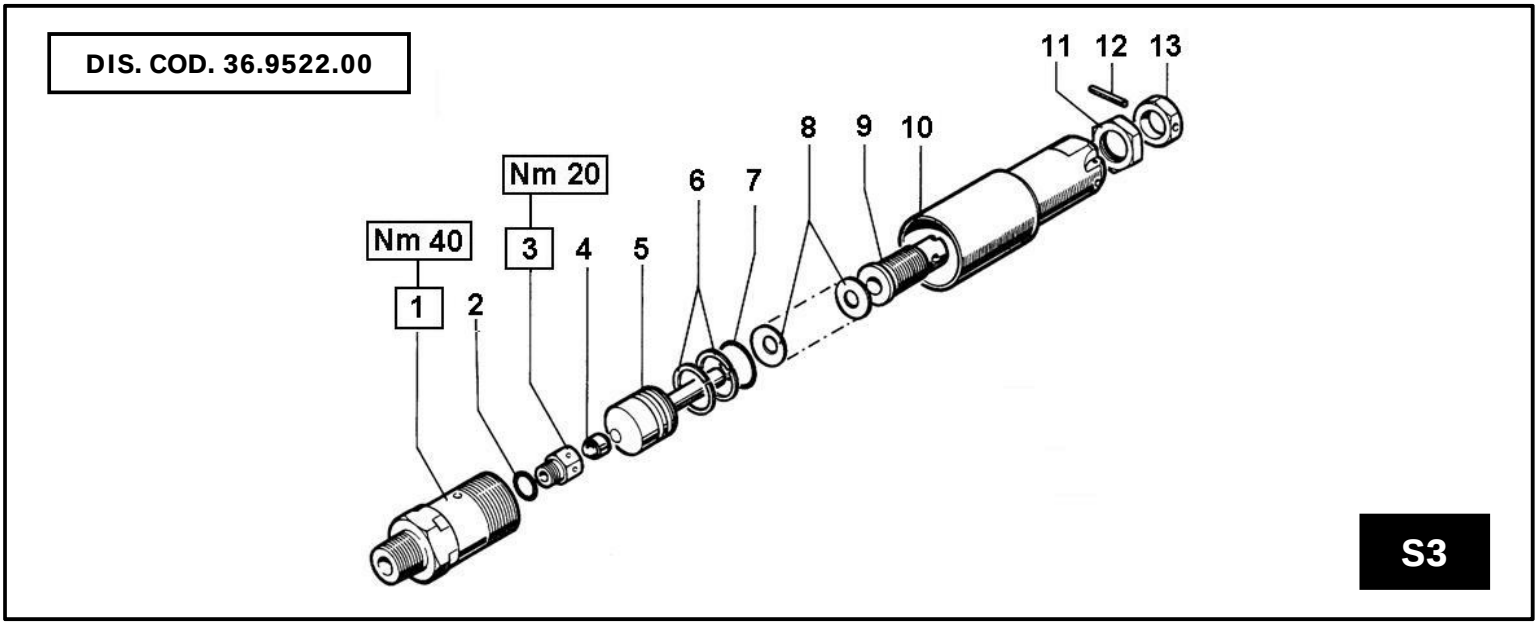

POS	COD.	DESCRIZIONE – DESCRIPTION KIT	NR
1	36.2543.66	Sede valvola	1
2	90.3582.00	OR D. 9.25x1.78 NBR SH. 70 2037	1
3	36.2544.66	Inserto per sede valvola	1
4	36.2606.02	Assieme testina e sfera	1
5	36.2547.02	Assieme pistoncino	1
6	92.7722.00	Fascia elastica D. 27.0x24.55x1.5	2
7	90.3602.00	OR D. 23.52x1.78 NBR SH. 70 2093	1
8	94.8495.00	Molla a tazza D. 22.0x10.2x1.25	19
9	36.2548.70	Vite di regolazione	1
10	36.2542.70	Corpo valvola di sicurezza	1
11	92.2638.00	Dado M18x27x6	1
12	97.6730.00	Spina D. 4.0x22 UNI 6873	1
13	36.2549.70	Dado	1

PISTOLE AUTOMATICHE - AUTOMATIC GUNS
PISTOLETS AUTOMATIQUES - AUTOMATISCHE PISTOLEN
PISTOLAS AUTOMÁTICAS - AUTOMÁTICO PISTOLAS

KIT NR.	KIT 116
Posizioni incluse Positions included	10 - 11 - 12 - 13 14 - 15 - 16
Nr. Pcs.	1

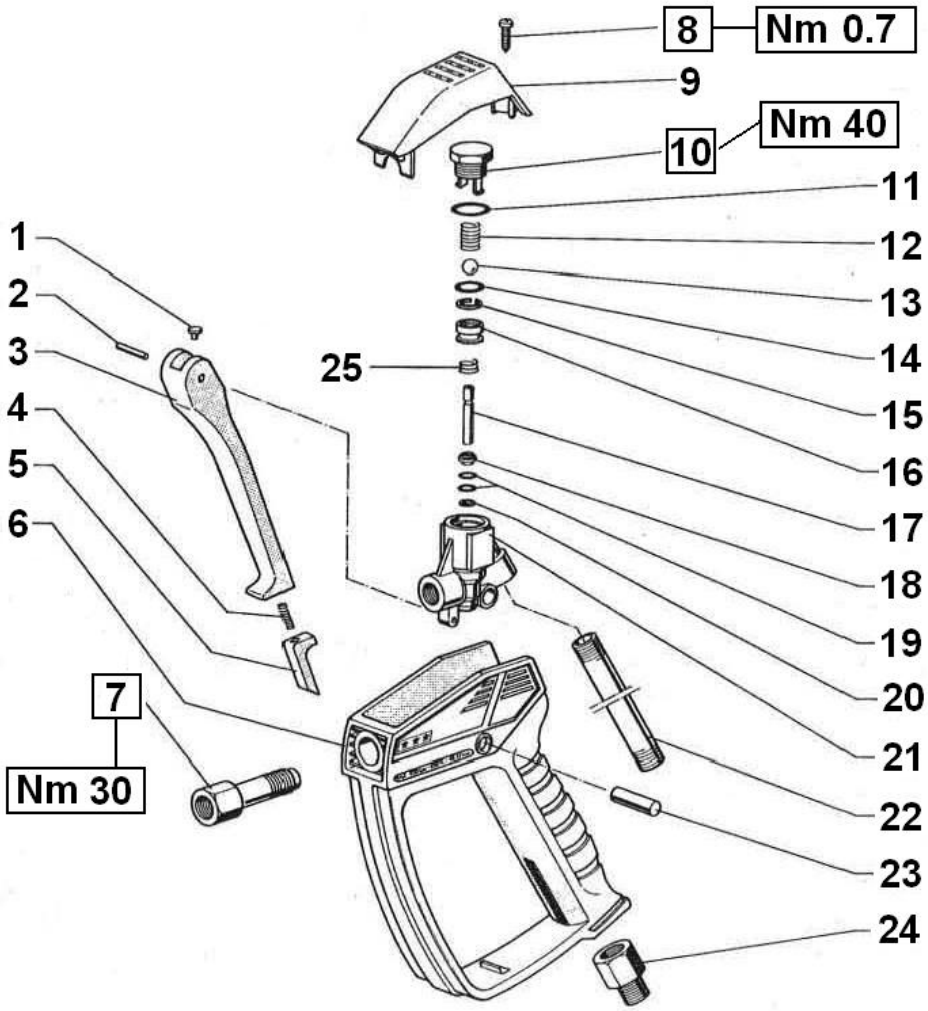

P3-P3X

DIS. COD. 18.9511.00

POS	COD.	DESCRIZIONE – DESCRIPTION KIT	NR
1	18.2082.64	Piattello di spinta	1
2	97.6143.00	Spina D. 4.0x20	1
3	18.2079.51	Leva	1
4	94.7303.00	Molla Dm. 2.8x21.0	1
5	18.2050.51	Nottolino per sicura	1
6	18.2080.51	Corpo pistola	1
7	18.2078.64	Nipplo G 1/4”F - P3	1
8	99.0845.00	Vite D. 3.5x16 UNI 7049	1
9	18.2081.51	Coperchio	1
10	18.2075.70	Tappo M18x1 116	1
11	90.3593.00	OR D. 15.6x1.78 NBR SH. 70 2062 116	1
12	94.7342.00	Molla Dm. 7.5x19.7 116	1
13	97.4810.00	Sfera D. 5/16” 116	1

POS	COD.	DESCRIZIONE – DESCRIPTION KIT	NR
14	90.3585.00	OR D. 10.82x1.78 NBR SH. 70 2043 116	1
15	90.5068.00	Anello antiest. D. 11.9x14.5x1.5 116	1
16	18.2074.66	Sede valvola 116	1
17	18.2076.66	Asta di comando	1
18	18.2077.70	Guida asta	1
19	90.3568.00	OR D. 3.69x1.78 NBR SH. 70 2015	2
20	90.5007.00	Anello antiest. D. 4.0x6.8x1.5	1
21	18.2073.41	Corpo otturatore	1
22	18.2083.89	Tubo G 1/4”x158	1
23	97.6200.00	Spina D. 8.5x34.0	1
24	95.2626.00 95.2665.00 ZINA 1/4”F	Nipplo G 3/8”xG 1/4” Nipplo G 1/2”xG 1/4” Nipplo 1/4” FxM22x1.5 - P3X	1
25	94.7351.00	Molla Dm. 8.2x28.0	1

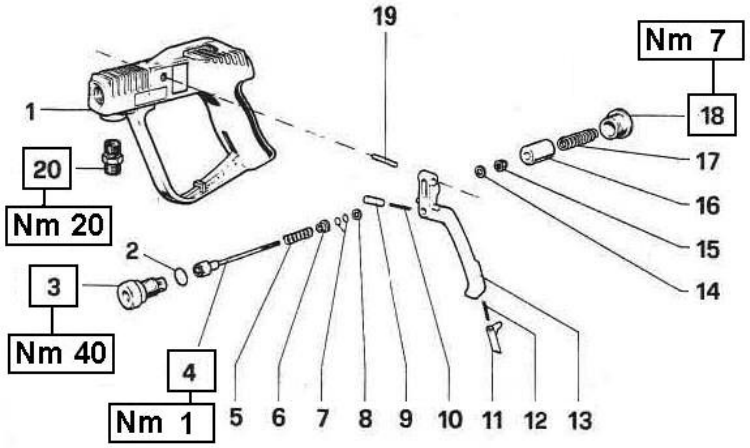

KIT NR.	KIT 52 (P11)	KIT 105 (P10)
Posizioni incluse Positions included	2 - 3 4 - 7 8	2 - 3 4 - 7 8
Nr. Pcs.	1÷2	1÷2

P10-P11

DIS. COD. 18.9507.00

POS	COD.	DESCRIZIONE – DESCRIPTION KIT	NR
1	18.2056.02	Corpo pistola	1
2	90.3841.00	OR D. 17.13x2.62 NBR 3068 52-105	1
3	18.2059.02	Sede valvola 52-105	1
4	18.2071.02 18.2044.02	Asta portavalvola - P10 105 Asta portavalvola - P11 52	1
5	94.7378.00	Molla Dm. 9.5x20.0	1
6	18.2042.70	Guida molla	1
7	90.3568.00	OR D. 3.69x1.78 NBR SH. 70 2015 52-105	2
8	90.5007.00	Anello antiest. D. 4.0x6.8x1.5 52-105	1
9	18.2053.70	Perno	1
10	94.7305.00	Molla Dm. 3.6x28.0	1

POS	COD.	DESCRIZIONE – DESCRIPTION KIT	NR
11	18.2050.51	Nottolino per sicura	1
12	94.7303.00	Molla Dm. 2.8x21.0	1
13	18.2048.51	Leva di comando	1
14	96.6840.00	Rosetta D. 4.25x13.0x2.5	1
15	92.1935.00	Dado M4x7x6 UNI 7473	1
16	18.2052.70	Guida molla	1
17	94.7414.00	Molla Dm. 13.0x44.5	1
18	98.2192.00 98.2190.00	Tappo M22x1.5x15 - P10 Tappo M22x1.5x15 - P11	1
19	97.6155.00	Spina D. 5.0x30	1
20	95.2840.00	Nipplo G 1/4”x28	1

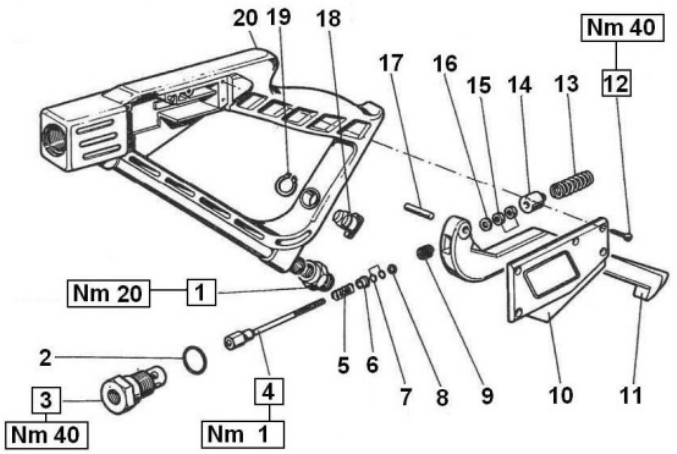

KIT NR.	KIT 52
Posizioni incluse Positions included	2 - 3 4 - 7 8
Nr. Pcs.	1÷2

PIMATIC

DIS. COD. 18.9506.00

POS	COD.	DESCRIZIONE – DESCRIPTION KIT	NR
1	95.2626.00 95.2665.00	Nipplo G 3/8”xG 1/4” Nipplo G 1/2”xG 1/4”	1
2	90.3841.00	OR D. 17.13x2.62 NBR SH. 70 3068 52	1
3	18.2059.02	Sede valvola 52	1
4	18.2044.02	Asta portavalvola 52	1
5	94.7378.00	Molla Dm. 9.5x20.0	1
6	18.2042.70	Guida molla	1
7	90.3568.00	OR D. 3.69x1.78 NBR SH. 70 2015 52	2
8	90.5007.00	Anello antiest. D. 4.0x6.8x1.5 52	1
9	94.7383.00	Molla Dm. 9.75x10.0	1
10	18.2031.51	Coperchio per pistola	1

POS	COD.	DESCRIZIONE – DESCRIPTION KIT	NR
11	18.2032.51	Leva di comando	1
12	99.0656.00	Vite D. 2.9x16	5
13	94.7380.00	Molla Dm. 9.5x30.0	1
14	18.2038.70	Perno	1
15	92.1926.00	Dado M4x7x3.2	2
16	96.6860.00	Rosetta D. 4.5x11.0x2.0	1
17	97.6153.00	Spina cilindrica D. 5.0x25	1
18	18.2036.51	Nottolino per sicura	1
19	90.0569.00	Anello d’arresto A14	1
20	18.2030.02	Corpo pistola	1

PISTOLA PROFESSIONALE IN ACCIAIO - STAINLESS STEEL PROFESSIONAL GUN
PISTOLET PROFESSIONNEL EN ACIER INOX - PROFESSIONELLE EDELSTAHLPISTOLE
PISTOLA PROFESIONAL EN ACERO INOX - PISTOLA EM EMPRESAS DE AÇO INOX

DIS. COD. 18.9526.00

P560

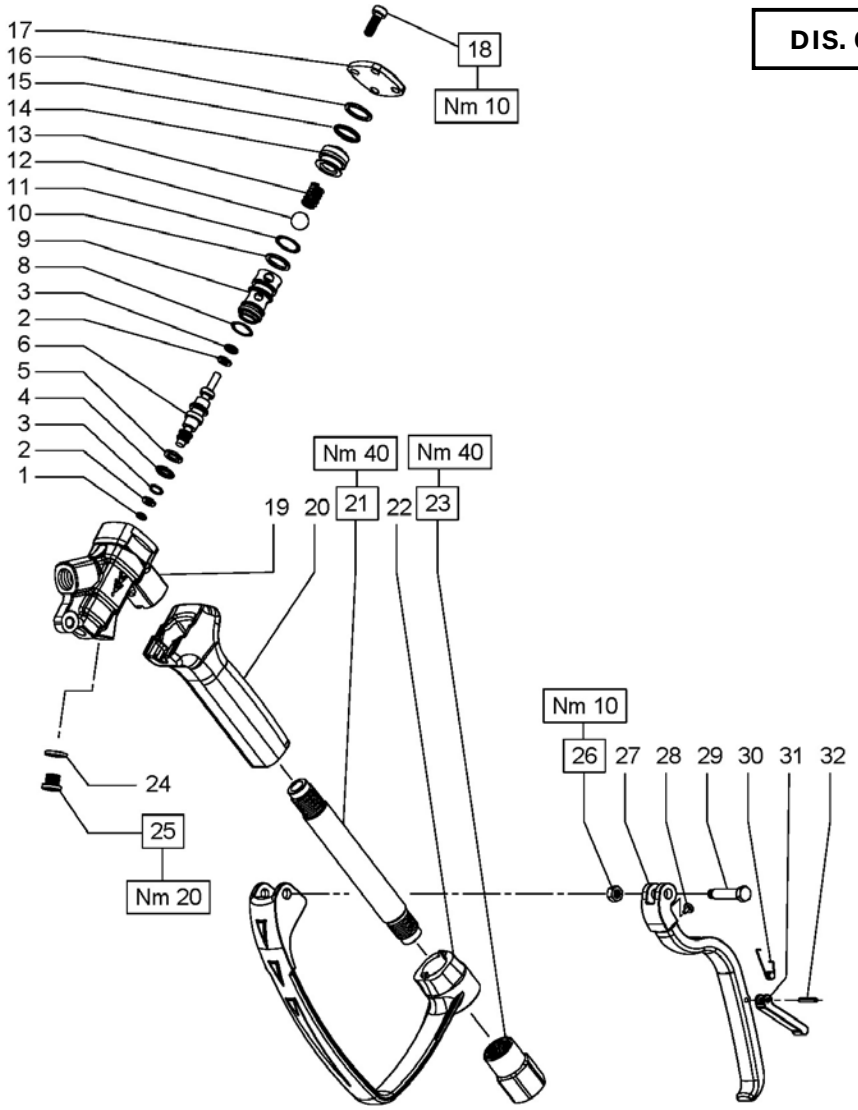

POS	COD.	DESCRIZIONE – DESCRIPTION KIT	NR
1	90.3114.00	Anello D. 6.65x1.78	1
2	90.5018.00	Anello antiest. D. 5.7x10.1x1.5	2
3	90.3813.00	OR D. 5.23x2.62 NBR SH. 70 3021	2
4	90.3821.00	OR D. 9.19x2.62 NBR SH. 70 3037	1
5	90.5051.00	Anello antiest. D. 9.5x13.9x1.5	1
6	18.2116.66	Spillo di comando	1
8	90.3676.00	OR D. 13.00x2.00 NBR SH. 70	1
9	18.2133.66	Sede sfera	1
10	90.5084.00	Anello antiest. D. 14.7x18.9x1.5	1
11	90.3833.00	OR D. 13.92x2.62 NBR SH. 70 3056	1
12	97.4850.00	Sfera D. 1/2”	1
13	94.7377.00	Molla Dm. 9.5x17.7	1
14	18.2132.66	Tappo	1
15	90.3837.00	OR D. 15.54x2.62 NBR SH. 70 3062	1
16	90.5095.00	Anello antiest. D. 17.0x20.9x1.5	1

POS	COD.	DESCRIZIONE – DESCRIPTION KIT	NR
17	18.2113.36	Piastrina di chiusura	1
18	99.1852.00	Vite M6x16 UNI 5931	4
19	18.2112.36	Corpo	1
20	18.2119.02	Impugnatura completa	1
21	18.2118.91	Tubo	1
22	18.2123.22	Protezione	1
23	18.2114.66	Raccordo di entrata G 1/2”	1
24	93.1780.00	Rondella con tenuta G 1/8”	1
25	98.1970.00	Tappo G 1/8”x8	1
26	92.2024.00	Dado M6 UNI 5588	1
27	18.2121.22	Leva di comando	1
28	18.2082.64	Piattello di spinta	1
29	18.2124.64	Perno	1
30	94.8705.00	Molla di torsione	1
31	18.2122.22	Leva di sicurezza	1
32	97.6664.00	Spina elastica D. 3.0x18.0	1

PISTOLA PROFESSIONALE IN ACCIAIO - STAINLESS STEEL PROFESSIONAL GUN
PISTOLET PROFESSIONNEL EN ACIER INOX - PROFESSIONELLE EDELSTAHLPISTOLE
PISTOLA PROFESIONAL EN ACERO INOX - PISTOLA EM EMPRESAS DE AÇO INOX

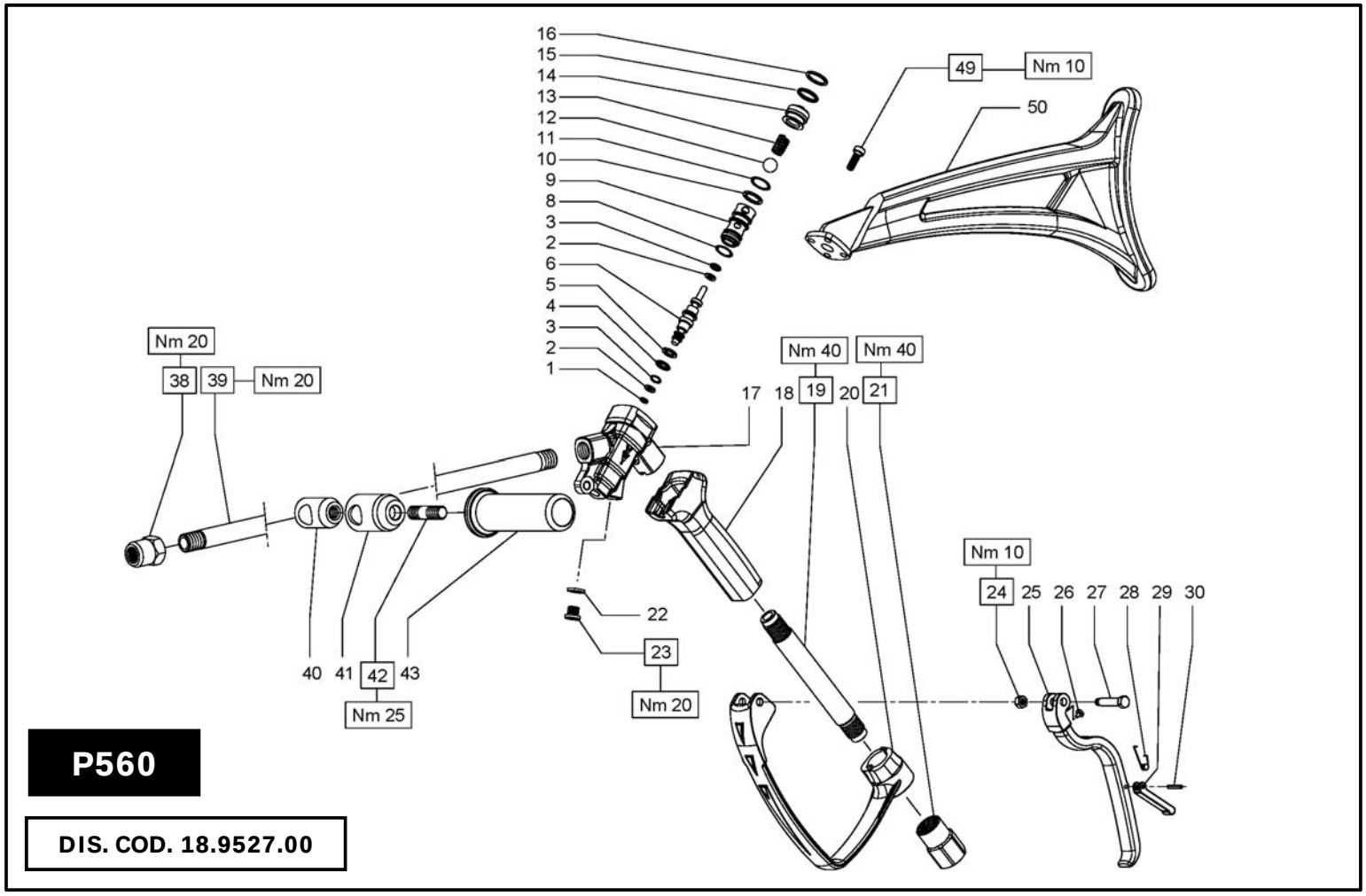

POS	COD.	DESCRIZIONE – DESCRIPTION KIT	NR
1	90.3114.00	Anello D. 6.65x1.78	1
2	90.5018.00	Anello antiest. D. 5.7x10.1x1.5	2
3	90.3813.00	OR D. 5.23x2.62 NBR SH. 70 3021	2
4	90.3821.00	OR D. 9.19x2.62 NBR SH. 70 3037	1
5	90.5051.00	Anello antiest. D. 9.5x13.9x1.5	1
6	18.2116.66	Spillo di comando	1
8	90.3676.00	OR D. 13.00x2.00 NBR SH. 70	1
9	18.2133.66	Sede sfera	1
10	90.5084.00	Anello antiest. D. 14.7x18.9x1.5	1
11	90.3833.00	OR D. 13.92x2.62 NBR SH. 70 3056	1
12	97.4850.00	Sfera D. 1/2”	1
13	94.7377.00	Molla Dm. 9.5x17.7	1
14	18.2132.66	Tappo	1
15	90.3837.00	OR D. 15.54x2.62 NBR SH. 70 3062	1
16	90.5095.00	Anello antiest. D. 17.0x20.9x1.5	1
17	18.2112.36	Corpo	1
18	18.2119.02	Impugnatura completa	1
19	18.2118.91	Tubo	1
20	18.2123.22	Protezione	1

POS	COD.	DESCRIZIONE – DESCRIPTION KIT	NR
21	18.2114.66	Raccordo di entrata G 1/2”	1
22	93.1780.00	Rondella con tenuta G 1/8”	1
23	98.1970.00	Tappo G 1/8”x8	1
24	92.2024.00	Dado M6 UNI 5588	1
25	18.2121.22	Leva di comando	1
26	18.2082.64	Piattello di spinta	1
27	18.2124.64	Perno	1
28	94.8705.00	Molla di torsione	1
29	18.2122.22	Leva di sicurezza	1
30	97.6664.00	Spina elastica D. 3.0x18.0	1
38	10.0639.66 10.0640.66	Nipplo G 1/4” Nipplo G 1/4” NPT	1
39	10.0650.91 10.0642.91	Tubo G 3/8” L.750 Tubo G 3/8” L.1000	1
40	10.0638.71	Bussola bloccaggio impugnatura	1
41	10.0637.71	Sostegno impugnatura	1
42	95.8300.00	Prigioniero M12x25 UNI 5931	1
43	10.0636.71	Impugnatura mobile	1
49	99.1852.00	Vite M6x16 UNI 5931	4
50	18.2127.02	Spalliera	1

DIS. COD. 18.9504.00

LANCIA DOPPIA

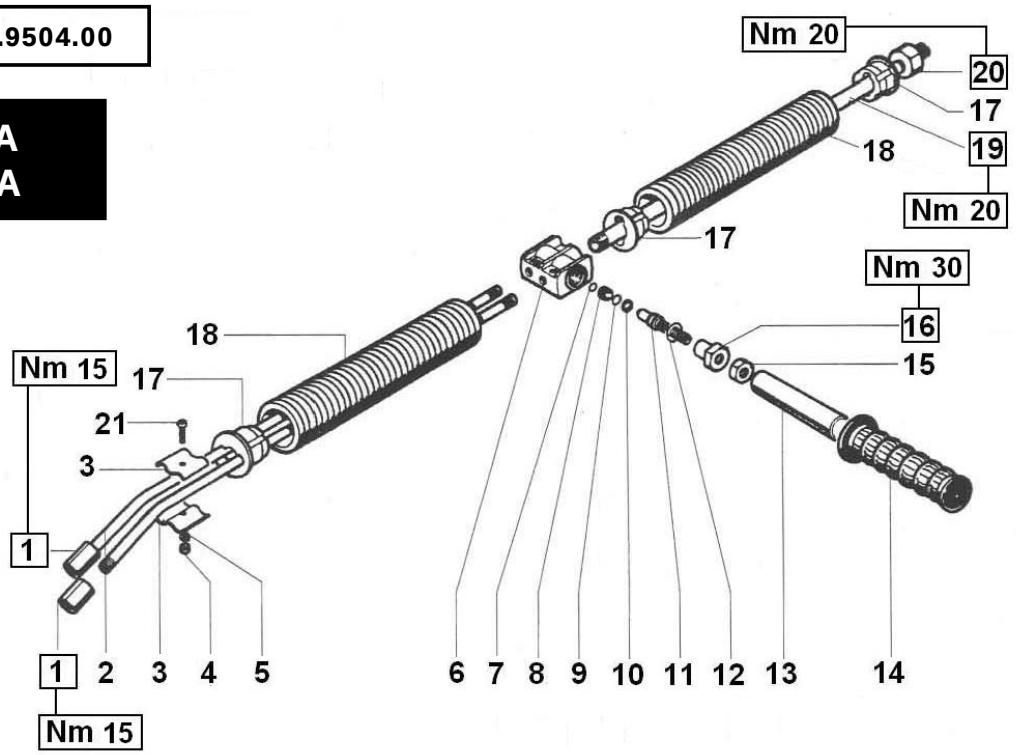

POS	COD.	DESCRIZIONE – DESCRIPTION KIT	NR
1	94.4812.00 94.5130.00	Manicotto G 1/8”x30 Manicotto G 1/4”x G 1/8”	2
2	18.0072.89	Tubo G 1/8”	2
3	18.0081.34	Piastrina	4
4	92.1975.00	Dado M5x8x4 UNI 5588	2
5	96.6880.00	Rosetta D. 5.0x11.0x1.0	2
6	10.0071.41	Corpo	1
7	90.3575.00	OR D. 6.75x1,78 NBR SH. 70 106	1
8	10.0085.66	Sede valvola	1
9	90.3577.00	OR D. 7.66x1.78 NBR SH. 70 2031	1
10	90.5033.00	Anello antiest. D. 8.0x11.0x1.5	1

POS	COD.	DESCRIZIONE – DESCRIPTION KIT	NR
11	10.0073.66	Otturatore	1
12	90.3835.00	OR D. 15.08x2.62 NBR SH. 70 119	1
13	10.0079.61	Impugnatura	1
14	94.5570.00	Manopola	1
15	92.2375.00	Dado M10x8x17 UNI 5588	1
16	10.0072.70	Nipplo	1
17	18.0082.51	Distanziale	4
18	18.0079.51	Soffietto	2
19	18.2033.89	Tubo G 1/4”	1
20	94.4832.00	Manicotto G 1/4”x25	1
21	99.1567.00	Vite M5x16 UNI 5931	2

QUICK LANCE

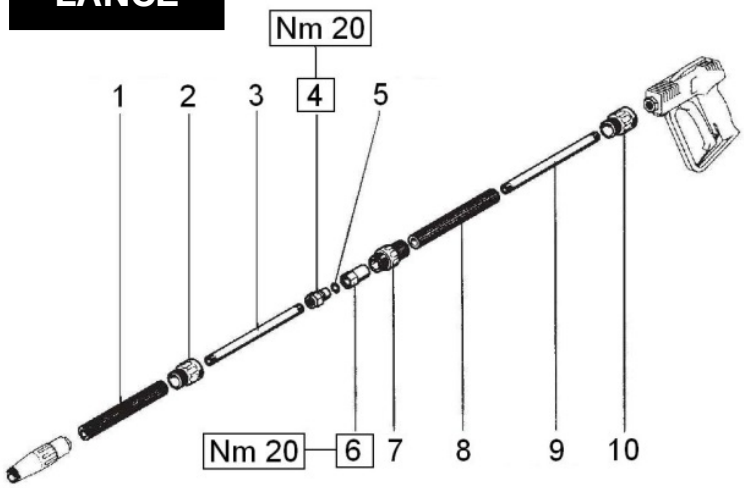

DIS. COD. 18.9500.00

POS	COD.	DESCRIZIONE – DESCRIPTION KIT	NR
1	18.0106.98 18.0108.98 18.0109.98	Protezione tubo - Quick 2 Protezione tubo - Quick 5 Protezione tubo - Quick 7	1
2	10.0295.51	Ghiera di fermo	1
3	18.2033.89 18.0110.89 18.0111.89	Tubo G 1/4” - Quick 2 Tubo G 1/4” - Quick 5 Tubo G 1/4” - Quick 7	1
4	10.0297.70	Innesto maschio	1
5	90.3820.00	OR D. 9.13x2.62 NBR SH. 70 109	1
6	10.0298.70	Innesto femmina	1
7	10.0296.51	Manicotto per innesto	1
8	18.0104.98	Impugnatura	1
9	18.2033.89	Tubo G 1/4”	1
10	10.0294.51	Manicotto di protezione	1

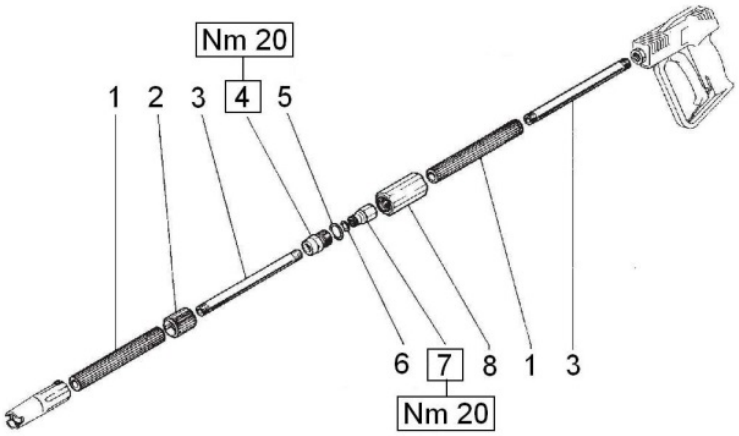

DIS. COD. 18.9514.00

TX LANCE

POS	COD.	DESCRIZIONE – DESCRIPTION KIT	NR
1	18.0126.98	Impugnatura	2
2	10.0542.51	Protezione	1
3	18.0127.89	Tubo G 1/4”	2
4	10.0120.70	Innesto femmina	1
5	90.3845.00	OR D. 18.72x2.62 NBR SH. 70 3075	1
6	90.3820.00	OR D. 9.13x2.62 NBR SH. 70 109	1
7	10.0534.70	Innesto maschio	1
8	10.0532.02	Manopola	1

DIS. COD. 18.9503.00

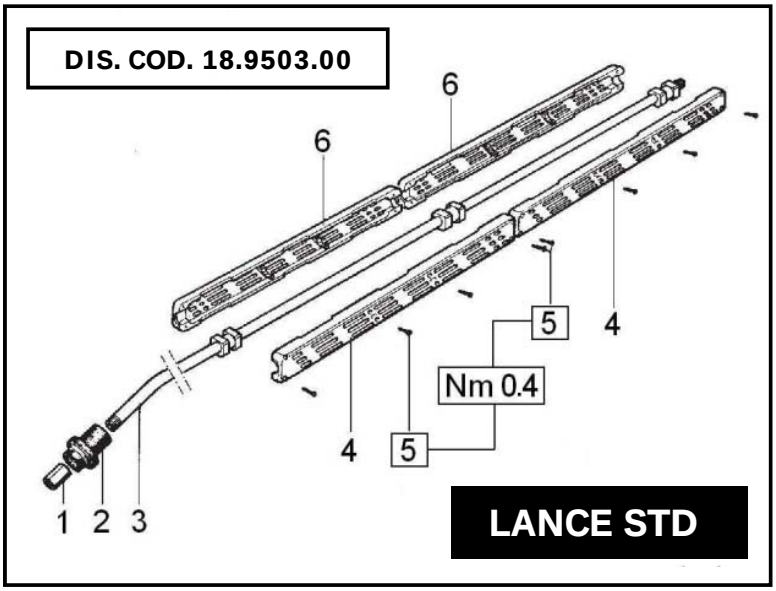

LANCE STD

POS	COD.	DESCRIZIONE – DESCRIPTION KIT	NR
1	94.4834.00 94.5130.00	Manicotto G 1/4”x30 Manicotto G 1/4”x G 1/8”	1
2	18.0027.51	Protezione ugello	1
3	18.0066.02 18.0067.02 18.0068.02 18.0069.02 18.0070.02 18.0071.02	Tubo lancia - Z7 Tubo lancia - Z9 Tubo lancia - Z12 Tubo lancia - Z15 Tubo lancia - Z17 Tubo lancia - Z20	1
4	18.0064.51	Semiguscio destro	1÷2
5	99.0654.00	Vite	8÷16
6	18.0065.51	Semiguscio sinistro	1÷2

DIS. COD. 10.9519.00

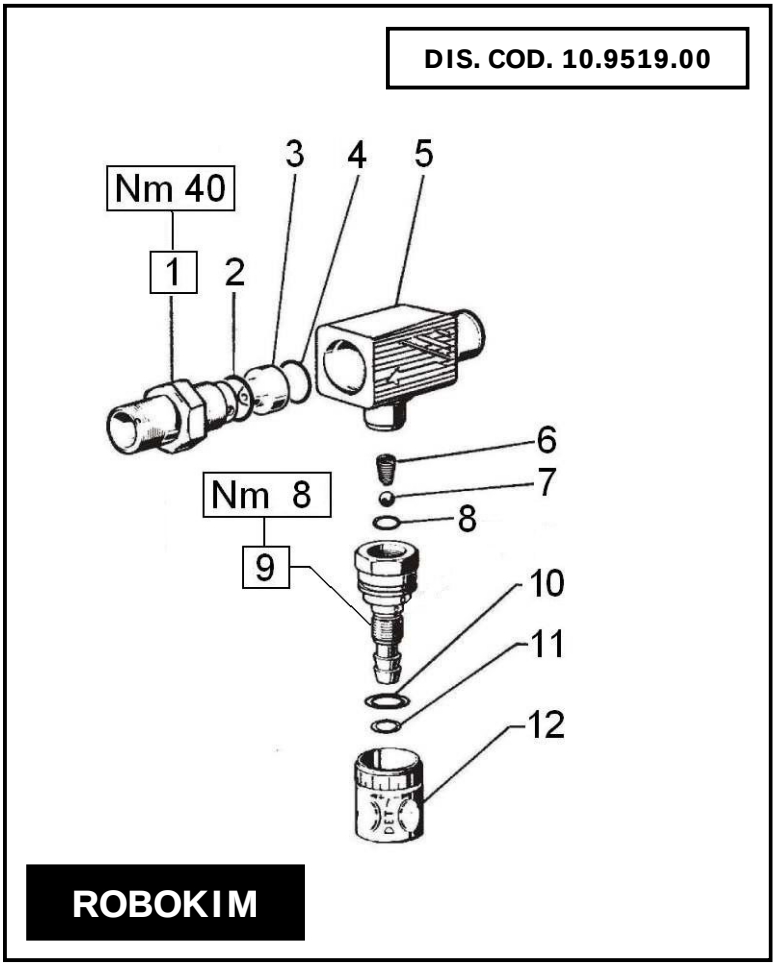

ROBOKIM

POS	COD.	DESCRIZIONE – DESCRIPTION KIT	NR
1	10.0078.70 10.0160.70	Nipplo G 3/8” con foro D. 3.00 Nipplo G 3/8” con foro D. 3.25	1
2	90.3832.00	OR D. 13.95x2.62 NBR SH. 70 3056	1
3	***	Vedere tabella A – See tabella A	-
4	90.3822.00	OR D. 9.92x2.62 NBR SH. 70 112	1
5	10.0389.41	Corpo iniettore	1
6	94.8217.00	Molla conica D. 4.3/7.3x11.0	1
7	97.4782.00	Sfera D. 7/32”	1
8	90.3572.00	OR D. 5.28x1.78 NBR SH. 70 2021	1
9	10.0388.70	Sede valvola iniettore e otturatore	1
10	90.3593.00	OR D. 15.6x1.78 NBR SH. 70 2062	1
11	90.3580.00	OR D. 8.73x1.78 NBR SH. 70 108	1
12	10.0387.51	Pomolo di regolazione	1

***** TABELLA A - TABLE A**

MODEL	POS	COD.	DESCRIZIONE - DESCRIPTION	NR
0	3	10.0151.66	Ugello D. 2.00 (8÷11 l/min.)	1
1	3	10.0076.66	Ugello D. 2.20 (12÷15 l/min.)	1
2	3	10.0077.66	Ugello D. 2.50 (16÷21 l/min.)	1
3	3	10.0162.66	Ugello D. 2.75 (25÷41 l/min.)	1

VARIOPRESS

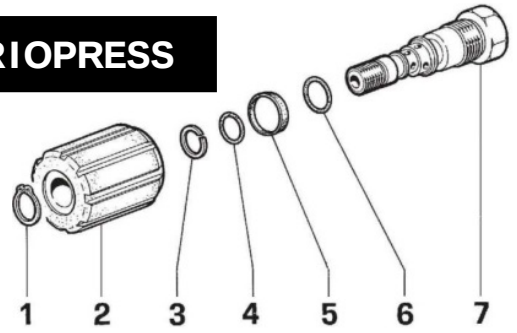

DIS. COD. 10.9527.00

POS	COD.	DESCRIZIONE – DESCRIPTION KIT	NR
1	90.0562.00	Anello d'arresto A13 UNI 7435	1
2	10.0490.02	Pomolo di regolazione pressione	1
3	90.5067.00	Anello antiest. D. 11.0x14.0x1.5	1
4	90.3585.00	OR D. 10.82x1.78 NBR SH. 70 2043	1
5	90.2680.00	Anello ten. alt. D. 18	1
6	90.3827.00	OR D. 11.91x2.62 NBR SH. 70 115	1
7	10.0489.70	Nipplo distributore reg. pressione	1

ZUREG 3

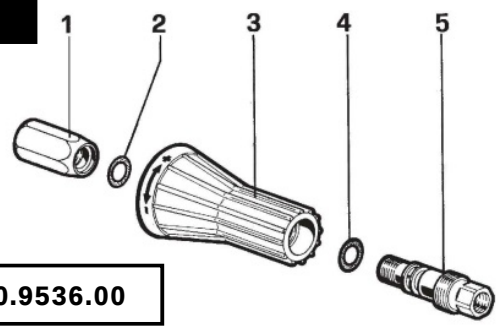

DIS. COD. 10.9536.00

POS	COD.	DESCRIZIONE – DESCRIPTION KIT	NR
1	10.0550.70	Testina G 1/4"	1
2	90.3827.00	OR D. 11.91x2.62 NBR SH. 70 115	1
3	10.0551.02	Manopola	1
4	90.3825.00	OR D. 10.78x2.62 NBR SH. 70 3043	1
5	10.0552.70	Nipplo	1

ROTOMAX

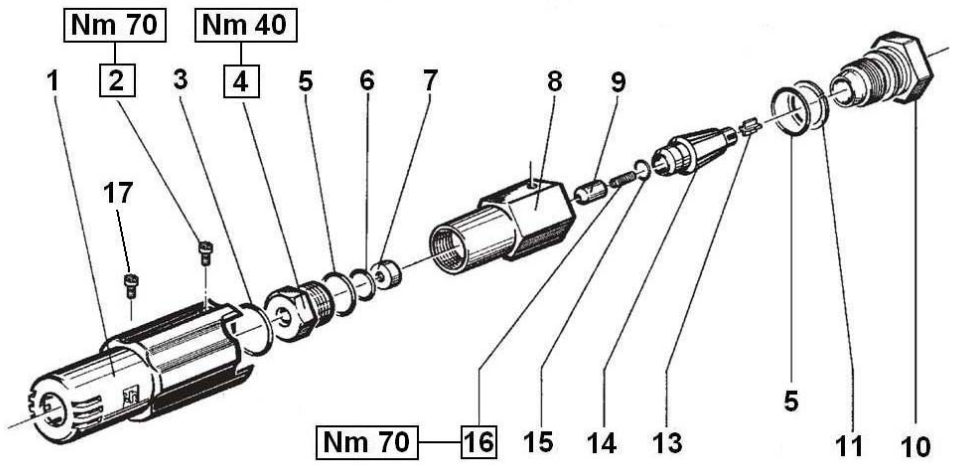

DIS. COD. 10.9544.00

POS	COD.	DESCRIZIONE – DESCRIPTION KIT	NR
1	10.0449.51	Manopola	1
2	99.0702.00	Vite M3x4 UNI 7687	1
3	90.3847.00	OR D. 20.42x2.62 NBR SH. 70 3081	1
4	10.0450.70	Tappo M18x1	1
5	90.3835.00	OR D. 15.08x2.62 NBR SH. 70 119	2
6	90.3585.00	OR D. 10.82x1.78 NBR SH. 70 2043	1
7	10.0455.09	Sede	1
8	10.0451.70	Corpo	1
9	10.0456.09	Testina	1
10	***	Vedere tabella A - See table A	-
11	90.5090.00	Anello antiest. D. 15.8x20.0x1.3	1
13	10.0453.51	Guida flusso	1
14	10.0564.02	Assieme rotore	1
15	90.3574.00	OR D. 6.07x1.78 NBR SH. 70 2025	1

POS	COD.	DESCRIZIONE – DESCRIPTION KIT	NR
16	***	Vedere tabella A - See table A	-
17	***	Vedere tabella A - See table A	-

***** TABELLA A - TABLE A**

MODEL	POS	COD.	DESCRIZIONE – DESCRIPTION	NR
1	10	10.0472.70	Nipplo convogliatore D. 1.4	1
	16	98.6674.00	Ugello 140 - Rosso	1
	17	98.1905.00	Tappo D. 3 - Rosso	1
2	10	10.0454.70	Nipplo convogliatore D. 1.6	1
	16	98.6725.00	Ugello 150 - Azzurro	1
	17	98.1907.00	Tappo D. 3 - Azzurro	1
3	10	10.0471.70	Nipplo convogliatore D. 2.0	1
	16	98.6780.00	Ugello 160 - Nero	1
	17	98.1909.00	Tappo D. 3 - Nero	1

ROTOMAX400

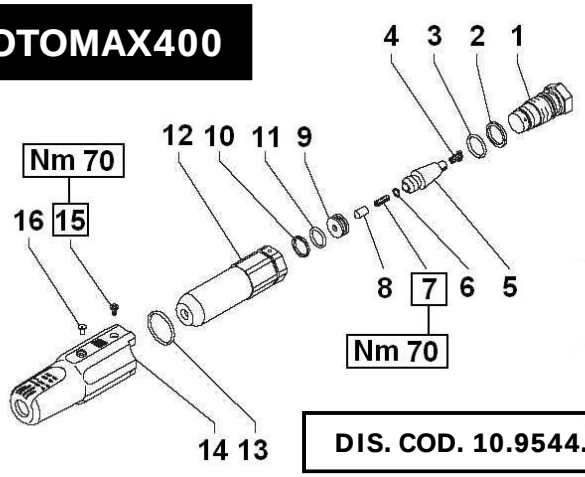

DIS. COD. 10.9544.00

POS	COD.	DESCRIZIONE – DESCRIPTION KIT	NR
1	***	Vedere tabella A - See table A	-
2	90.5085.00	Anello antiest. D. 15.3x17.9x1.5	1
3	90.3591.00	OR D. 14x1.78 NBR SH. 70 2056	1
4	10.0453.51	Guida flusso	1
5	10.0564.02	Assieme rotore	1
6	90.3574.00	OR D. 6.07x1.78 NBR SH. 70 2025	1
7	***	Vedere tabella A - See table A	-
8	10.0456.09	Testina	1
9	10.0606.02	Assieme sede completa	1
10	90.5075.00	Anello antiest. D. 13.0x16.0x1.5	1
11	90.3589.00	OR D. 12.42x1.78 NBR SH. 70 2050	1
12	10.0604.70	Corpo	1
13	90.3602.00	OR D. 23.52x1.78 NBR SH. 70 2093	1
14	10.0602.51	Manopola	1
15	99.0702.00	Vite M3x4 UNI 7687	1
16	***	Vedere tabella A - See table A	-

***** TABELLA A - TABLE A**

MODEL	POS	COD.	DESCRIZIONE - DESCRIPTION	NR
401	1	10.0605.70	Nipplo convogliatore D. 1.40	1
	7	98.6674.00	Ugello 140 - Rosso	1
	16	98.1905.00	Tappo D. 3 - Rosso	1
403	1	10.0609.70	Nipplo convogliatore D. 2.10	1
	7	98.6780.00	Ugello 160 - Nero	1
	16	98.1909.00	Tappo D. 3 - Nero	1

RMAX750

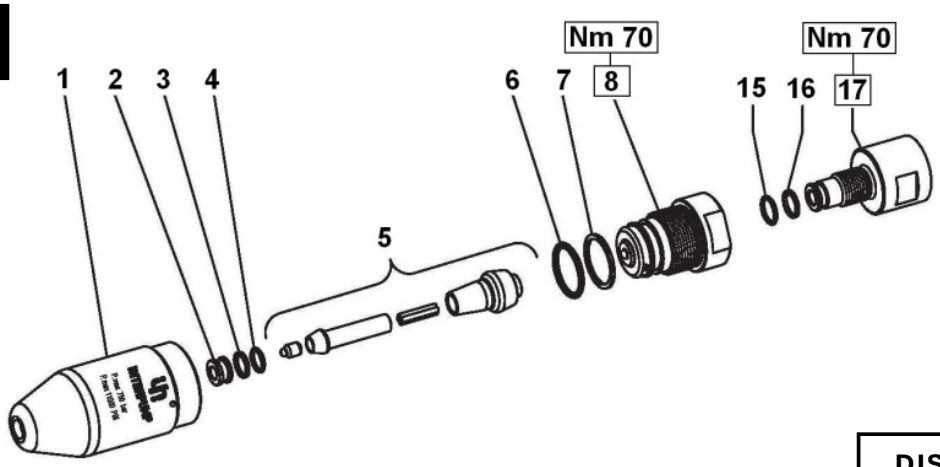

DIS. COD. 10.9547.00

POS	COD.	DESCRIZIONE – DESCRIPTION KIT	NR
1	10.0623.66	Corpo ugello rotante	1
2	10.0630.11	Sede	1
3	90.5061.00	Anello antiest. D. 10.4x13.0x1.5	1
4	90.3582.00	OR D. 9.25x1.78 NBR SH. 70 2037	1
5	***	Vedere tabella A - See table A	1
6	90.3855.00	OR D. 23.47x2.62 NBR SH. 70 3093	1
7	90.5155.00	Anello antiest. D. 23.9x28.0x2.0	1
8	***	Vedere tabella A - See table A	1
15	90.3587.00	OR D. 11.11x1.78 NBR SH. 70 114	1
16	90.5066.00	Anello antiest. D. 11.4x14.0x1.5	1
17	10.0646.66 10.0625.66 10.0647.66 10.0700.56	Nipplo M-F G 3/8” - G 3/8” Nipplo M-F G 3/8” - G 1/2” Nipplo M-F G 3/8” - Rc 3/8” Nipplo M-F G 3/8” - M18x1.5	1

***** TABELLA A - TABLE A**

MODEL	POS	COD.	DESCRIZIONE - DESCRIPTION	NR
N	5	10.7395.01	Assieme rotante N (Ugello D. 1.55)	1
	8	10.0628.66	Nipplo convogl. N (4 fori - D. 2.75)	1
J	5	10.7396.01	Assieme rotante J (Ugello D. 1.35)	1
	8	10.0626.66	Nipplo convogl. J (4 fori - D. 2.00)	1
G	5	10.7397.01	Assieme rotante G (Ugello D. 1.10)	1
	8	10.0627.66	Nipplo convogl. G (2 fori - D. 1.40)	1
R	5	10.7400.01	Assieme rotante R (Ugello D. 1.80)	1
	8	10.0648.66	Nipplo convogl. R (4 fori - D. 3.50)	1

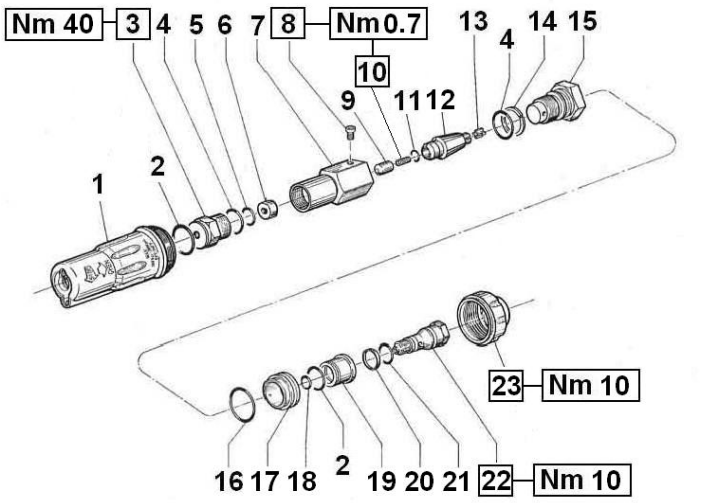

DIS. COD. 10.9545.00

ROTOTEK

POS	COD.	DESCRIZIONE – DESCRIPTION KIT	NR
1	10.0568.51	Manopola	1
2	90.3845.00	OR D. 18.72x2.62 NBR SH. 70 3075	2
3	10.0450.70	Tappo M18x1	1
4	90.3835.00	OR D. 15.08x2.62 NBR SH. 70 119	2
5	90.3585.00	OR D. 10.82x1.78 NBR SH. 70 2043	1
6	10.0455.09	Sede	1
7	10.0451.70	Corpo	1
8	99.0702.00	Vite M3x4 UNI 7687	1
9	10.0456.09	Testina	1
10	***	Vedere tabella A - See table A	-
11	90.3574.00	OR D. 6.07x1.78 NBR SH. 70 2025	1
12	10.0564.02	Assieme rotore	1
13	10.0453.51	Guida flusso	1
14	90.5090.00	Anello antiest. D. 15.8x20.0x1.3	1
15	***	Vedere tabella A - See table A	-
16	90.3867.00	OR D. 31.42x2.62 NBR SH. 70 3125	1
17	10.0567.51	Cilindro adattatore	1
18	90.3819.00	OR D. 9.13x2.62 NBR SH. 70 109	1
19	10.0485.70	Cilindro distributore	1
20	90.2680.00	Anello ten. alt. D. 18	1
21	90.3828.00	Or D. 12.37x2.62 NBR SH. 70 3050	1
22	10.0484.70	Nipplo distributore	1
23	10.0566.51	Ghiera di fermo	1

***** TABELLA A - TABLE A**

MODEL	POS	COD.	DESCRIZIONE - DESCRIPTION	NR
135	10	98.6632.00	Ugello 135 - Blu	1
	15	10.0472.70	Convogliatore D. 1.4	1
140	10	98.6674.00	Ugello 140 - Rosso	1
	15	10.0472.70	Convogliatore D. 1.4	1
145	10	98.6690.00	Ugello 145 - Giallo	1
	15	10.0472.70	Convogliatore D. 1.4	1
150	10	98.6725.00	Ugello 150 - Azzurro	1
	15	10.0454.70	Convogliatore D. 1.6	1
155	10	98.6756.00	Ugello 155 - Bianco	1
	15	10.0471.70	Convogliatore D. 2.0	1
160	10	98.6780.00	Ugello 160 - Nero	1
	15	10.0471.70	Convogliatore D. 2.0	1
175	10	98.6935.00	Ugello 175 - Neutro	1
	15	10.0471.70	Convogliatore D. 2.0	1

DIS. COD. 10.9526.00

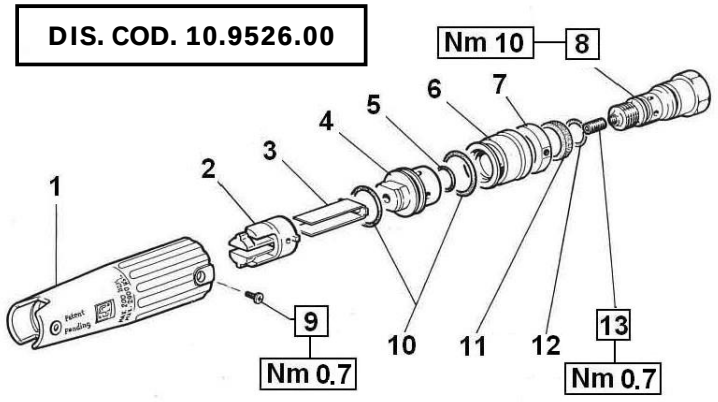

MULTIREG 99

POS	COD.	DESCRIZIONE - DESCRIPTION KIT	NR
1	10.0483.51	Manopola	1
2	10.0299.51	Pinza	1
3	10.0304.76	Lame di guida	1
4	10.0486.70	Testina portalame	1
5	90.3819.00	OR D. 9.13x2.62 NBR SH. 70 109	1
6	10.0485.70	Cilindro distributore	1
7	10.0496.70	Anello	1
8	10.0484.70	Nipplo distributore	1
9	99.0702.00	Vite M3x4 UNI 7687	2
10	90.3845.00	OR D. 18.72x2.62 NBR SH. 70 3075	2

POS	COD.	DESCRIZIONE - DESCRIPTION KIT	NR
11	90.2680.00	Anello ten. alt. D. 18	1
12	90.3828.00	OR D. 12.37x2.62 NBR SH. 70 3050	1
13	98.6610.00 98.6615.00 98.6632.00 98.6674.00 98.6690.00 98.6725.00 98.6756.00 98.6780.00 98.6820.00 98.6915.00 98.6935.00 98.6963.00	Ugello 125 - Beige Ugello 130 - Arancione Ugello 135 - Blu Ugello 140 - Rosso Ugello 145 - Giallo Ugello 150 - Azzurro Ugello 155 - Bianco Ugello 160 - Nero Ugello 165 - Viola Ugello 170 - Marrone Ugello 175 - Neutro Ugello 180 - Verde	1

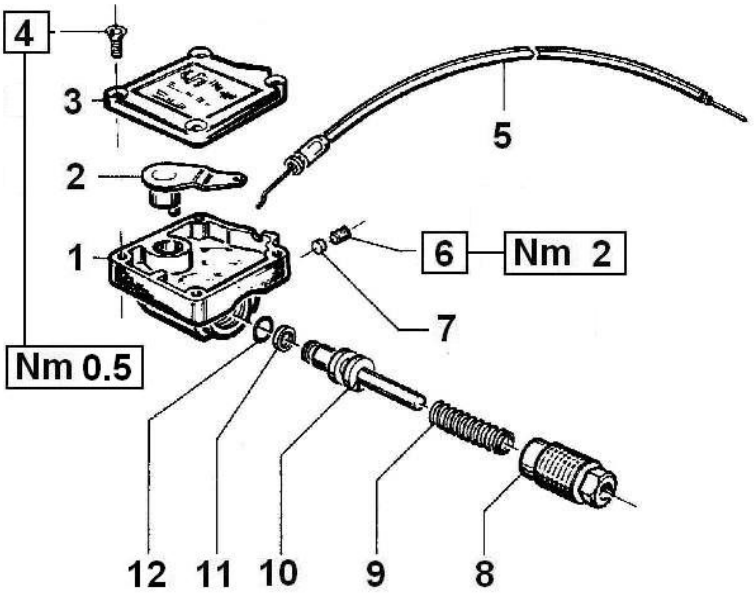

DIS. COD. 10.9523.00

SPEEDMATIC

POS	COD.	DESCRIZIONE – DESCRIPTION KIT	NR
1	10.0440.41	Corpo comando acceleratore	1
2	10.0445.02	Leva	1
3	10.0441.51	Coperchio comando acceleratore	1
4	99.1272.00	Vite M4x12 UNI 7688	4
5	10.0446.01	Cavo acceleratore	1
6	99.1507.00	Vite M5x6 UNI 5923	1
7	10.0192.62	Pastiglia frenafiletti	1
8	10.0447.70	Vite di registro	1
9	94.7346.00	Molla Dm. 7.7x37.0	1
10	10.0442.70	Pistoncino di comando	1
11	90.5025.00	Anello antiest. D. 7.0x10.0x1.5	1
12	90.3576.00	OR D. 6.75x1.78 NBR SH. 70 106	1

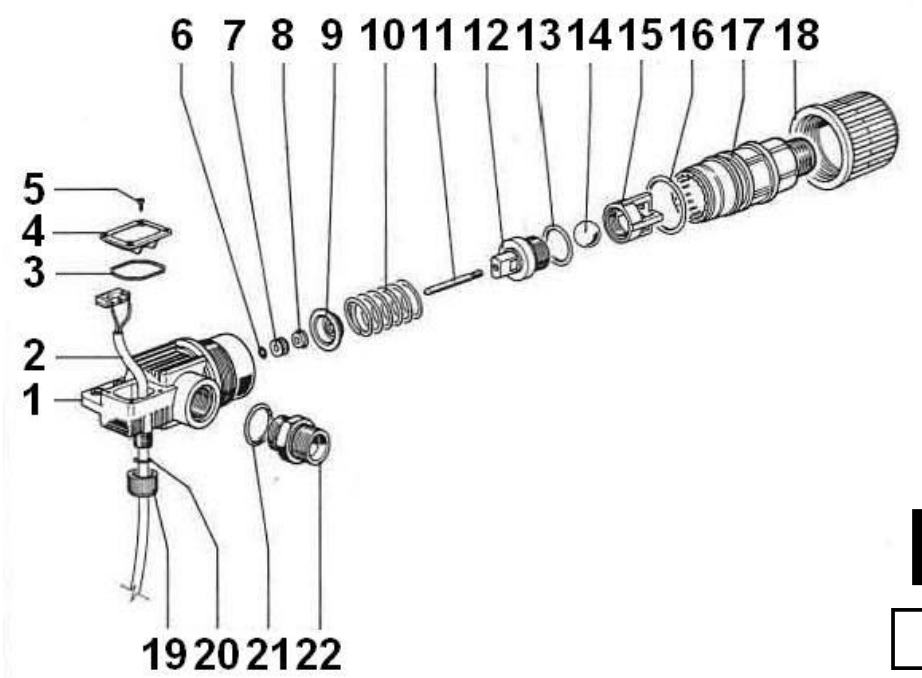

STOPMATIC

DIS. COD. 10.9529.00

POS	COD.	DESCRIZIONE – DESCRIPTION KIT	NR
1	10.0476.51	Corpo	1
2	10.7235.02	Microinterruttore e cavo	1
3	90.3602.00	OR D. 23.52x1.78 NBR SH. 70 2093	1
4	10.0503.51	Coperchio	1
5	99.0344.00	Vite D. 2.2x9.5	4
6	90.3568.00	OR D. 3.69x1.78 NBR SH. 70 2015	1
7	10.0481.70	Distanziale	1
8	90.2508.00	Anello di tenuta D. 4x10x4	1
9	10.0480.70	Piattello molla	1
10	94.7513.00	Molla Dm. 21.5x44.0	1
11	10.0479.73	Asta	1

POS	COD.	DESCRIZIONE – DESCRIPTION KIT	NR
12	10.0478.70	Pistoncino di comando	1
13	90.4039.00	OR D. 18.64x3.53 NBR SH. 70 4075	1
14	97.4886.00	Sfera D. 16	1
15	10.0475.51	Guida valvola	1
16	90.4053.00	OR D. 28.17x3.53 NBR SH. 70 4112	1
17	10.0545.01	Assieme cilindro	1
18	10.0474.51	Ghiera	1
19	92.9740.00	Galletto M14x1.5	1
20	90.3814.00	OR D. 5.23x2.62 NBR SH. 70 3021	1
21	90.3841.00	OR D. 17.13x2.62 NBR SH. 70 3068	1
22	95.2969.00	Nipplo G 1/2”x37	1

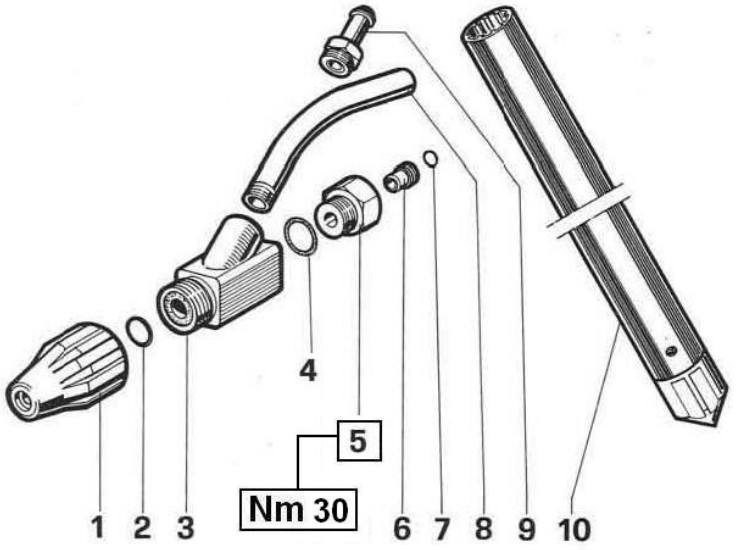

TESTINA SABBIANTE

DIS. COD. 10.9504.00

POS	COD.	DESCRIZIONE – DESCRIPTION KIT	NR
1	10.7050.01	Assieme ghiera e ugello sabbiatore	1
2	90.3828.00	OR D. 12.37x2.62 NBR SH. 70 3050	1
3	10.7062.01	Corpo sabbiatore	1
4	90.3593.00	OR D. 15.6x1.78 NBR SH. 70 2062	1
5	10.0129.70	Nipplo porta-ugello	1
6	10.0141.66 10.0133.66 10.0134.66 10.0135.66 10.0140.66 10.0330.66	Ugello D. 1.50 - Testina 0 Ugello D. 1.60 - Testina 1 Ugello D. 1.70 - Testina 2 Ugello D. 1.85 - Testina 3 Ugello D. 2.10 - Testina 4 Ugello D. 2.30 - Testina 5	1
7	90.3576.00	OR D. 6.75x1.78 NBR SH. 70 106	1
8	10.0137.89	Tubo portagomma	1
9	96.3295.00	Raccordo diritto D. 14xG 1/4”x32	1
10	ZTESOND	Tubo aspirazione sabbia	1

DIS. COD. 75.9500.00

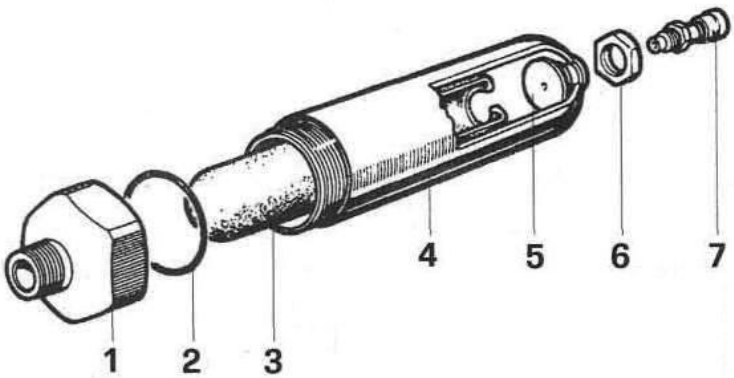

ACCUMULATORE

POS	COD.	DESCRIZIONE – DESCRIPTION KIT	NR
1	75.1901.64	Accumulatore inferiore	1
2	90.4077.00	OR D. 44.45x3.53 NBR SH. 70 149	1
3	75.1700.47	Membrana accumulatore	1
4	75.1800.89	Accumulatore superiore	1
5	75.2105.70	Vite fissaggio membrana	1
6	92.2562.00	Dado M16x1.5	1
7	98.8650.00	Valvola aria G 1/8”x11.5	1

FILTRO

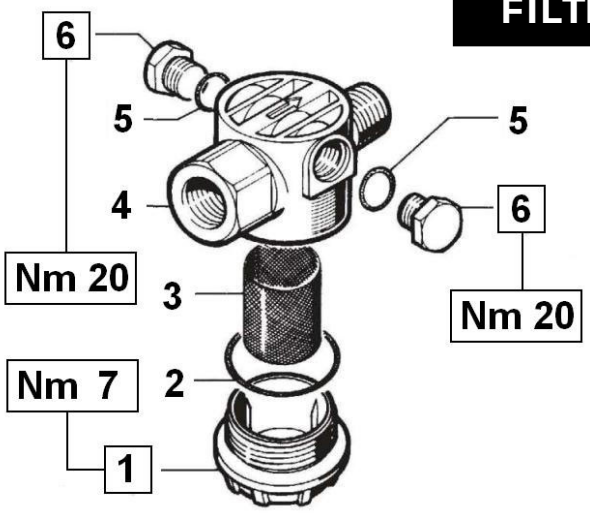

DIS. COD. 10.9506.00

POS	COD.	DESCRIZIONE – DESCRIPTION KIT	NR
1	10.0166.51	Tappo M40x2	1
2	90.3871.00	OR D. 34.6x2.62 NBR SH. 70 3137	1
3	10.0167.76	Rete filtro	1
4	10.0165.22	Corpo filtro	1
5	90.3585.00	OR D. 10.82x1.78 NBR SH. 70 2043	2
6	98.2041.00	Tappo G 1/4”x9	2

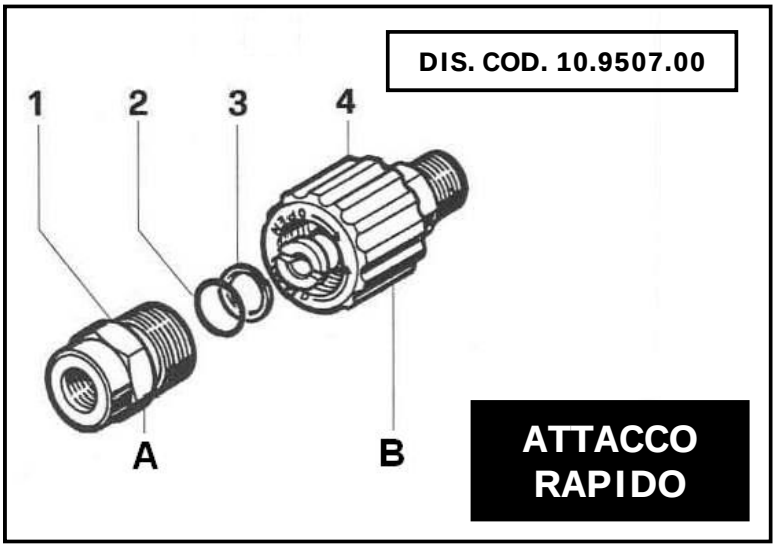

POS	COD.	DESCRIZIONE – DESCRIPTION KIT	NR
1	ZINA 1/4”F ZINA 3/8”F ZINA 1/4”M	Part. A - G 1/4”F Part. A - G 3/8”F Part. A - G 1/4”M	1
2	90.3820.00	OR D. 9.13x2.62 NBR SH. 70 109	1
3	90.5052.00	Anello antiest. D. 9.6x14.0x1.5	1
4	ZINB 1/4”M ZINB 3/8”M ZINB 1/2”M ZINB 1/4”F ZINB 3/8”F	Part. B - G 1/4”M Part. B - G 3/8”M Part. B - G 1/2”M Part. B - G 1/4”F Part. B - G 3/8”F	1

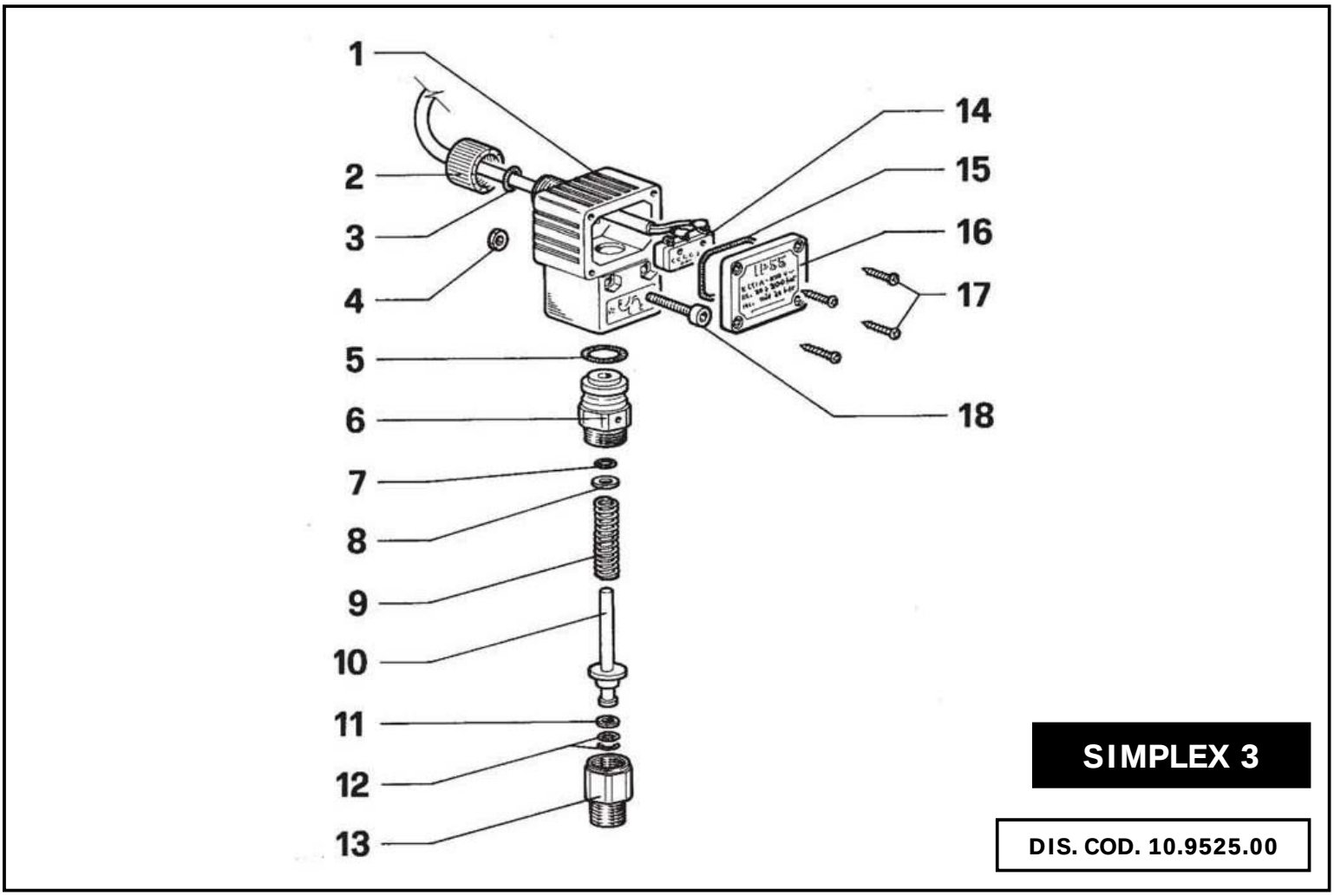

POS	COD.	DESCRIZIONE – DESCRIPTION KIT	NR
1	10.0464.51	Scatola di protezione	1
2	92.9740.00	Galletto M14x1.5	1
3	90.3814.00	OR D. 5.23x2.62 NBR SH. 70 3021	1
4	92.1926.00	Dado M4x7x3.2 UNI 5588	2
5	90.3827.00	OR D. 11.91x2.62 NBR SH. 70 115	1
6	10.0466.70	Corpo pressostato	1
7	90.3570.00	OR D. 4.48x1.78 NBR SH. 70 2018	1
8	96.6915.00	Rosetta D. 5.3x9.8x1.0	1
9	94.7343.00	Molla Dm. 7.5x31.5	1
10	10.0468.70	Pistoncino di comando	1

POS	COD.	DESCRIZIONE – DESCRIPTION KIT	NR
11	90.5010.00	Anello antiest. D. 4.0x7.0x1.5	1
12	90.3568.00	OR D. 3.69x1.78 NBR SH. 70 2015	2
13	10.0467.70	Nipplo per pressostato	1
14	10.7233.02 10.7235.02	Microinterruttore e cavo – N.Aperto Microinterruttore e cavo – N.Chiuso	1
15	90.3602.00	OR D. 23.5x1.78 NBR SH. 70 2093	1
16	10.0503.51	Coperchio	1
17	99.0344.00	Vite D. 2.2x9.5	4
18	99.1320.00	Vite M4x20 UNI 5931	2

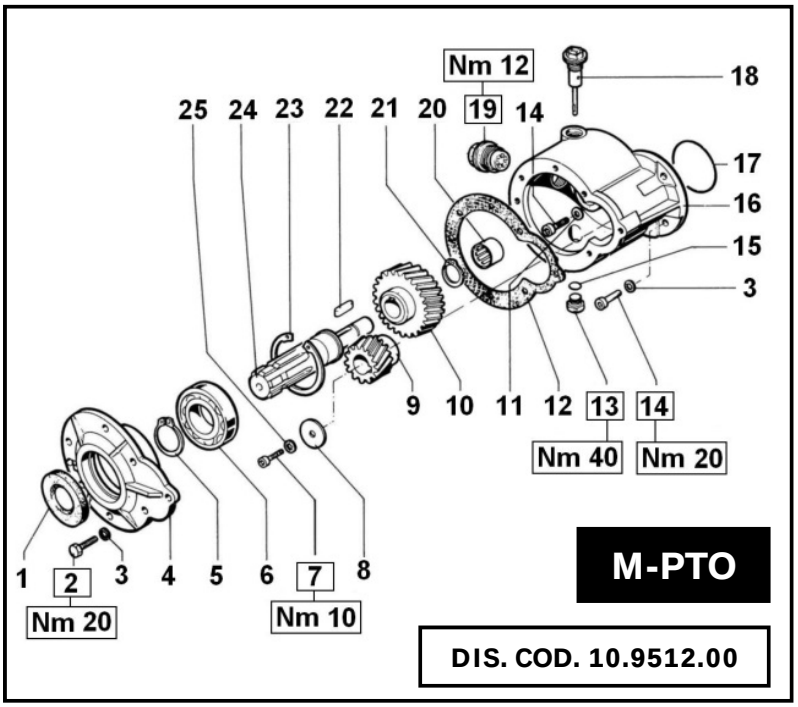

POS	COD.	DESCRIZIONE – DESCRIPTION KIT	NR
1	90.1672.00	Anello rad. D. 35.0x52.0x8.0	1
2	99.3067.00	Vite M8x25 UNI 5739	8
3	96.7014.00	Rosetta D. 8.4x13.0x0.8	10
4	10.0220.22	Coperchio	1
5	90.0695.00	Anello d'arresto A35 UNI 7435	1

POS	COD.	DESCRIZIONE – DESCRIPTION KIT	NR
6	91.8470.00	Cuscinetto a sfere	1
7	99.1897.00	Vite M6x25 UNI 5931	1
8	96.6953.00	Rosetta D. 6.5x30.0x4.0	1
9	10.0221.55	Pignone Z17	1
10	10.0222.55	Corona Z32	1
11	93.1754.00	Rondella con tenuta D. 8.5x14.5	2
12	10.0224.84	Guarnizione	1
13	98.2100.50	Tappo G 3/8"x13 TE22 – Zinc.	1
14	99.3085.00	Vite M8x30 UNI 5931	4
15	90.3833.00	OR D. 13.95x2.62 NBR SH. 70 3056	1
16	10.0219.22	Carter moltiplicatore	1
17	90.3898.00	OR D. 56.82x2.62 NBR SH. 70 3225	1
18	98.2103.00	Tappo carico olio G 3/8"	1
19	97.5968.00	Spia livello olio	1
20	91.8310.00	Boccola a rullini	1
21	90.0635.00	Anello d'arresto A25 UNI 7435	1
22	91.4878.00	Linguetta 8x7x25 UNI 6604	1
23	90.0918.00	Anello d'arresto J72 UNI 7437	1
24	10.0223.55	Albero	1
25	96.6938.00	Rosetta D. 6.4x10.0x0.7	1

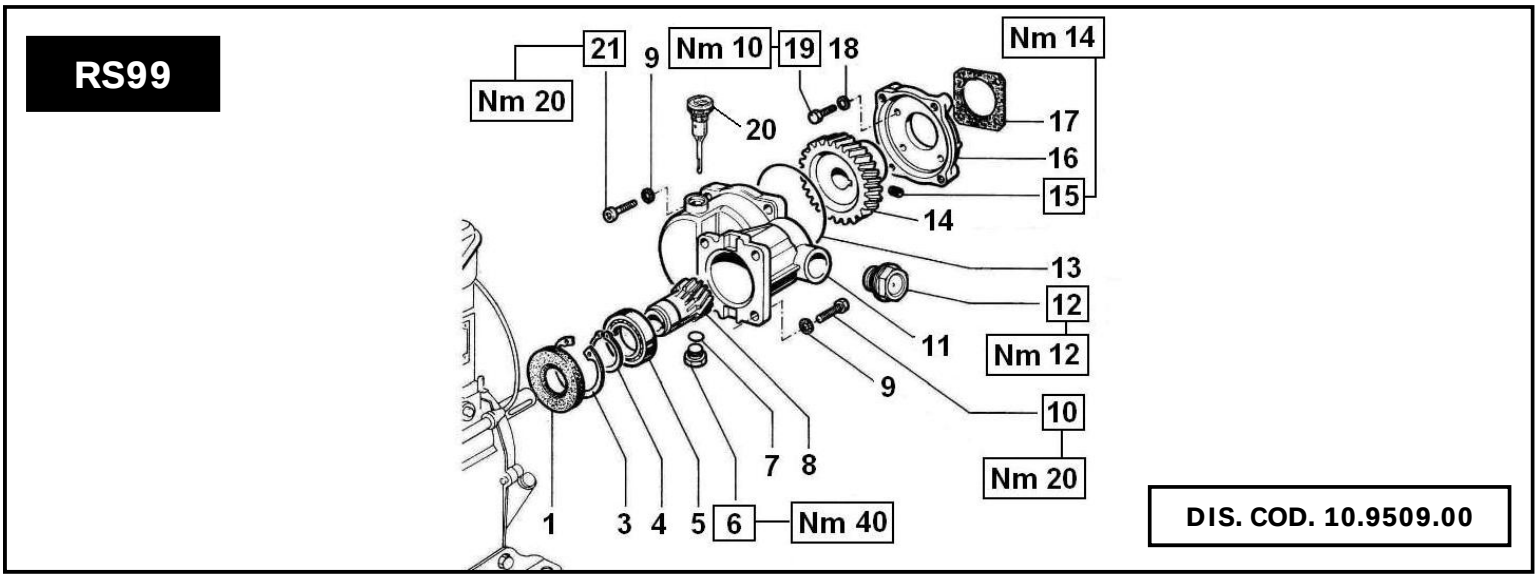

POS	COD.	DESCRIZIONE – DESCRIPTION KIT	NR
1	90.1674.00	Anello rad. D. 35.0x62.0x10.0	1
3	90.0850.00	Anello d'arresto J62 UNI 7437	1
4	90.0695.00	Anello d'arresto A35 UNI 7435	1
5	91.8464.00	Cuscinetto a sfere	1
6	98.2100.50	Tappo G 3/8"x13 TE22 – Zinc.	1
7	90.3833.00	OR D. 13.95x2.62 NBR SH. 70 3056	1
8	10.0205.55	Pignone Z13	1
9	96.7014.00	Rosetta D. 8.4x13.0x0.8	8
10	99.2740.00	Vite 5/16"x7/8"	4
11	10.0203.22	Carter riduttore	1

POS	COD.	DESCRIZIONE – DESCRIPTION KIT	NR
12	97.5968.00	Spia livello olio G 3/4"	1
13	90.4141.00	OR D. 85.32x3.53 NBR SH. 70 4337	1
14	10.0206.55	Corona Z30	1
15	99.3017.00	Vite M8x10 UNI 5929	1
16	10.0204.22	Flangia riduttore	1
17	10.0207.84	Guarnizione	1
18	96.6938.00	Rosetta D. 6.4x10.0x0.7	4
19	99.1882.00	Vite M6x20 UNI 5739	4
20	98.2103.00	Tappo carico olio G 3/8"	1
21	99.3084.00	Vite M8x30 UNI 5931	4

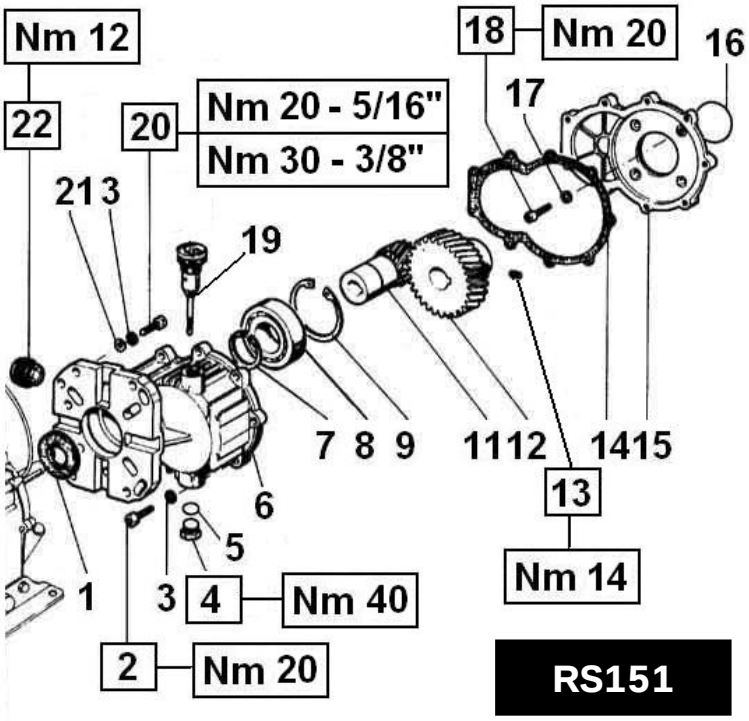

DIS. COD. 10.9510.00

POS	COD.	DESCRIZIONE – DESCRIPTION KIT	NR
1	90.1680.00	Anello rad. D. 40.0x55.0x7.0	1
2	99.3084.00	Vite M8x30 UNI 5931	9

POS	COD.	DESCRIZIONE – DESCRIPTION KIT	NR
3	96.7014.00 96.7104.00	Rosetta D. 8.4x13.0x0.8 Rosetta D. 10.5x16.0x1.0	13 9÷4
4	98.2100.50	Tappo G 3/8”x13 TE22 – Zinc.	1
5	90.3833.00	OR D. 13.95x2.62 NBR SH. 70 3056	1
6	10.0229.22	Carter riduttore	1
7	90.0725.00	Anello d’arresto A40 UNI 7435	1
8	91.8518.00	Cuscinetto a sfere	1
9	90.0976.00	Anello d’arresto J80 UNI 7437	1
11	10.0233.55 10.0312.55 10.0271.55	Pignone Z17 D. 25.4 Pignone Z17 D. 25.0 Pignone Z17 D. 28.6	1
12	10.0234.55	Corona Z37	1
13	99.3017.00	Vite M8x10 UNI 5829	1
14	10.0232.84	Guarnizione	1
15	10.0230.22	Flangia riduttore	1
16	90.3898.00	OR D. 56.82x2.62 NBR SH. 70 3225	1
17	93.1754.00	Rondella con tenuta D. 8.5x14.5	4
18	99.3085.00	Vite M8x30 UNI 5931	4
19	98.2106.00	Tappo carico olio G 3/8”	1
20	99.2755.00 99.3345.00	Vite 5/16”x1”x24 UNF Vite 3/8”x1”x16 UNC	4
21	96.7020.00	Rosetta D. 8.4x15.0x1.5	4
22	97.5968.00	Spia livello olio G 3/4”	1

DIS. COD. 10.9511.00

RE44

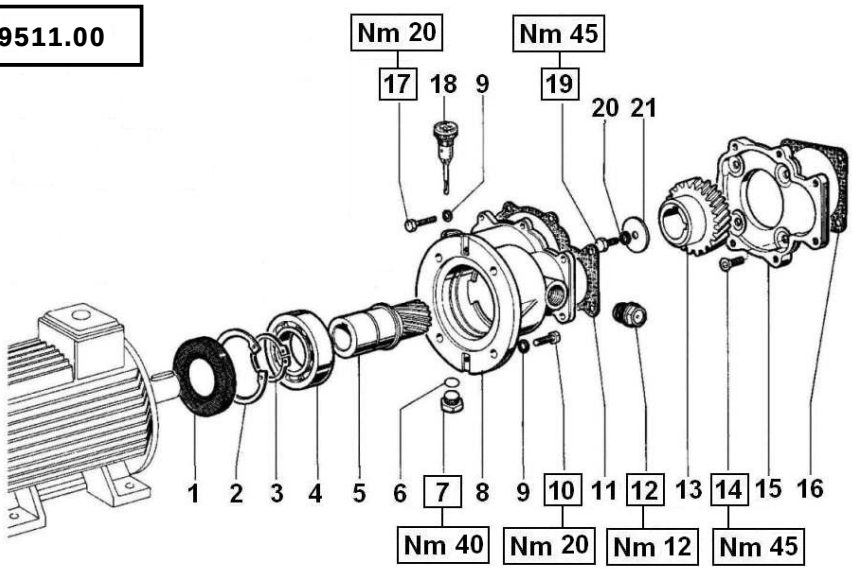

POS	COD.	DESCRIZIONE – DESCRIPTION KIT	NR
1	90.1696.00	Anello rad. D. 45.0x90.0x10.0	1
2	90.0995.00	Anello d’arresto J85 UNI 7437	1
3	90.0754.00	Anello d’arresto A45 UNI 7435	1
4	91.8575.00	Cuscinetto a sfere	1
5	10.0179.55	Pignone Z13	1
6	90.3833.00	OR D. 13.95x2.62 NBR SH. 70 3056	1
7	98.2100.50	Tappo G 3/8”x13 TE22 – Zinc.	1
8	10.0176.22	Carter riduttore	1
9	96.7014.00	Rosetta D. 8.4x13.0x0.8	11
10	99.3067.00	Vite M8x25 UNI 5739	4
11	10.0108.84	Guarnizione	1

POS	COD.	DESCRIZIONE – DESCRIPTION KIT	NR
12	97.5968.00	Spia livello olio G 3/4”	1
13	10.0180.55	Corona Z32	1
14	99.3685.00	Vite M10x30 UNI 5933	4
15	10.0105.22	Flangia riduttore	1
16	67.2113.84	Guarnizione carter	1
17	99.3056.00	Vite M8x20 UNI 5739	7
18	98.2103.00	Tappo carico olio G 3/8”	1
19	99.3684.00	Vite M10x30 UNI 5739	1
20	96.7104.00	Rosetta D. 10.5x16.0x1.0	1
21	10.0197.64 96.7135.00	Cappellotto - T44 Rosetta D. 10.5x43.0x3.0 - T33	1

RIDUTTORE PER MOTORI ENDOTERMICI - GEARBOX FOR PETROL OR DIESEL ENGINES
REDUCTEUR POUR MOTEURS THERMIQUES - UNTERSETZUNGSGETRIEBE FÜR BENZIN ODER DIESELMOTOREN
REDUCTORA PARA MOTORES ENDOTERMICOS - REDUTOR PARA MOTORES DE COMBUSTÃO INTERNA

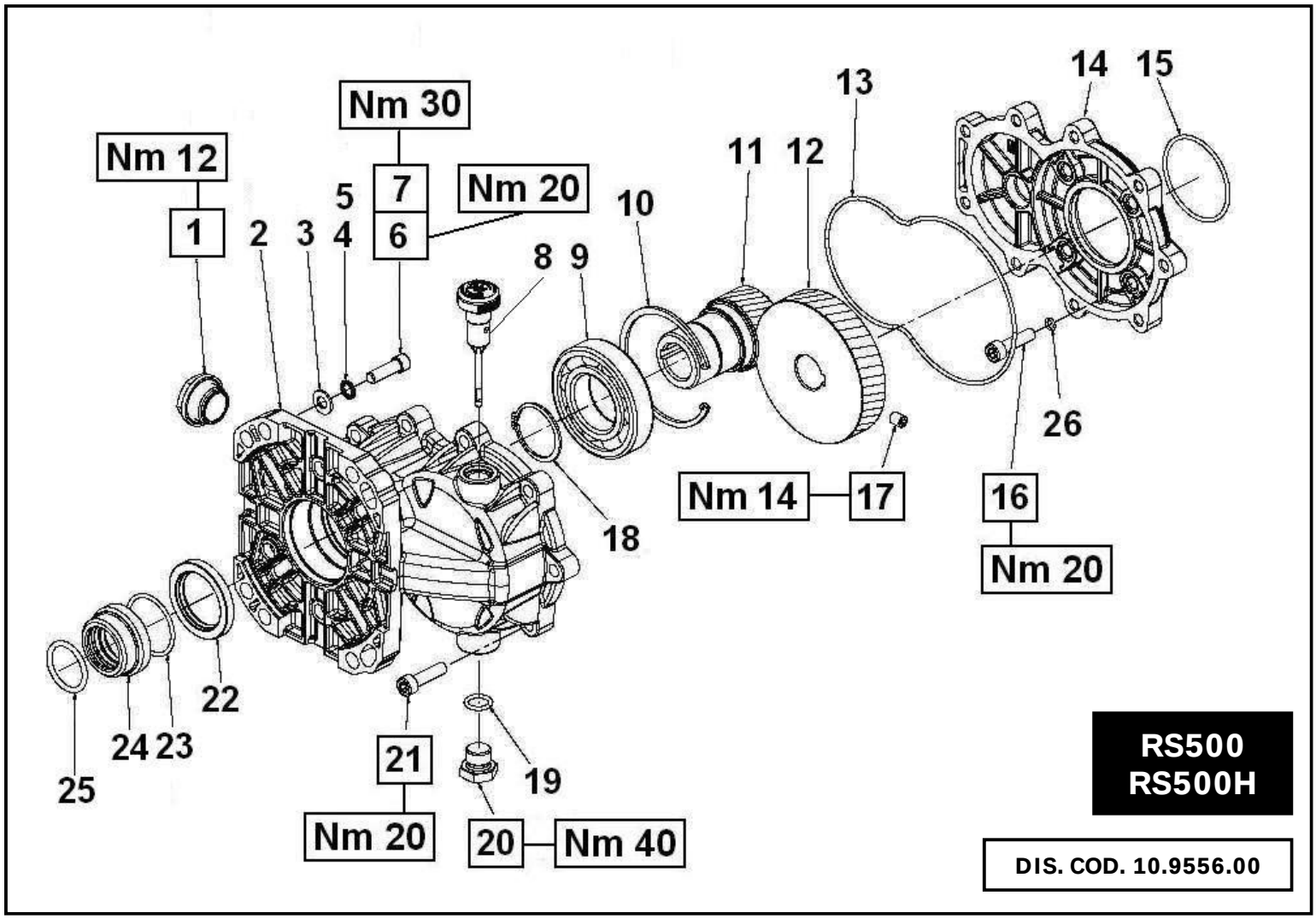

POS	COD.	DESCRIZIONE – DESCRIPTION KIT	NR
1	97.5968.00	Spia livello olio G 3/4”x11.5	1
2	10.0756.22	Scatola riduttore RS500	1
3	96.7020.00	Rosetta D. 8.4x15.0x1.5	4
4	96.7014.00	Rondella elastica D. 8.4x13.0x0.8	4
5	96.7104.00	Rondella elastica D. 10.5x16.0x1.0	4
6	99.2755.00	Vite 5/16”-24x1”	4
7	99.3346.00	Vite 3/8”-16x1-1/4”	4
8	98.2106.00	Tappo con asta G 3/8”x64	1
9	91.8520.00	Cuscinetto a sfere	1
10	90.0976.00	Anello d’arresto J80 UNI 7437	1
11	10.0233.55 10.0312.55 10.0271.55	Pignone Z17 - D. 25.4 Pignone Z17 - D. 25.0 - RS500 Pignone Z17 - D. 28.6 - RS500	1
12	10.0234.55	Corona Z37	1
13	90.3929.00	OR D. 152.07x2.62 NBR SH. 70 3600	1

POS	COD.	DESCRIZIONE – DESCRIPTION KIT	NR
14	10.0757.22	Coperchio riduttore	1
15	90.3898.00	OR D. 56.82x2.62 NBR SH. 70 3225	1
16	99.3085.00	Vite M8x30 UNI 5931	4
17	99.3017.00	Vite M8x30 UNI 5929	1
18	90.0725.00	Anello d’arresto A40 UNI 7435	1
19	90.3833.00	OR D. 13.95x2.62 NBR SH. 70 3056	1
20	98.2100.50	Tappo G 3/8”x13 TE22 – Zinc.	1
21	99.3084.00	Vite M8x30 UNI 5931	9
22	90.1680.00	Anello rad. D. 40.0x55.0x7.0	1
23	90.3877.00	OR D. 39.34x2.62 NBR SH. 70 3156 RS500H	1
24	10.0766.70	Bussola di contenimento - RS500H	1
25	90.4055.00	OR D. 29.75x3.53 NBR SH. 70 4118 RS500H	1
26	90.3507.00	OR D. 6.00x1.50 NBR SH. 70	4

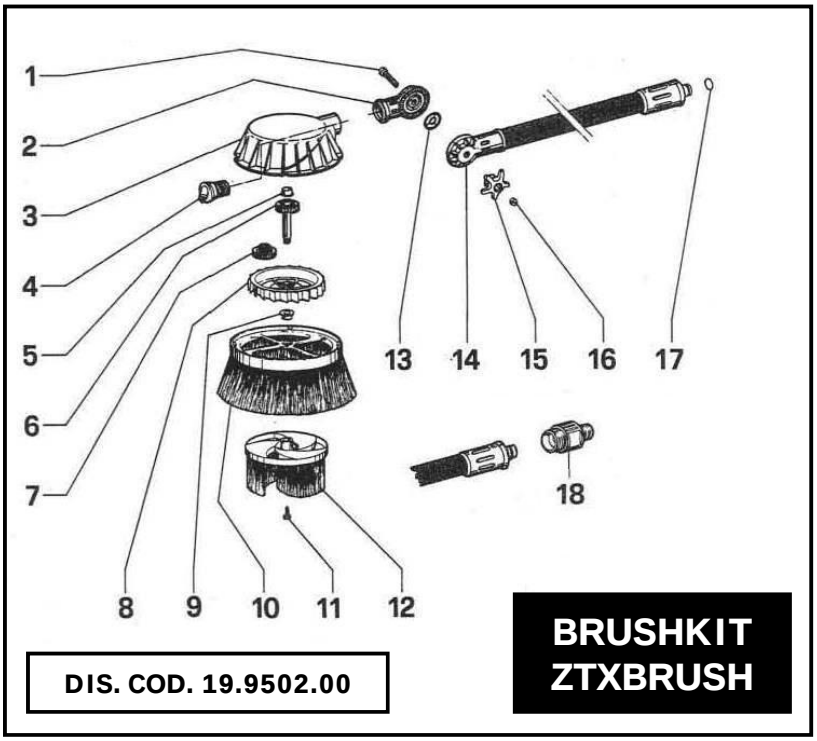

POS	COD.	DESCRIZIONE – DESCRIPTION KIT	NR
1	99.1945.00	Vite M6x40 UNI 5739	1

POS	COD.	DESCRIZIONE – DESCRIPTION KIT	NR
2	19.0001.51	Semi-snodo	1
3	19.0012.02	Coperchio	1
4	19.0011.51	Ugello D. 3.85	1
5	19.0018.93	Boccola D. 9.4	1
6	19.0016.02	Ingranaggio Z32	1
7	19.0015.51	Ingranaggio doppio Z13/32	1
8	19.0014.51	Turbina	1
9	19.0017.51	Boccola D. 8.2	1
10	19.0006.02	Spazzola fissa	1
11	99.0840.00	Vite D. 3.5x13 UNI 7049	1
12	19.0010.02	Spazzola rotante	1
13	19.0013.47	Guarnizione snodo	1
14	19.7008.01	Impugnatura spazzola	1
15	19.0008.51	Pomolo di regolazione	1
16	92.2018.00	Dado M6x10x4	1
17	90.3820.00	OR D. 9.13x2.62 NBR SH. 70 109	1
SOLO PER ZTX BRUSH – ONLY FOR ZTXBRUSH			
18	10.0553.51	Adattatore M27-M22x1.5	1

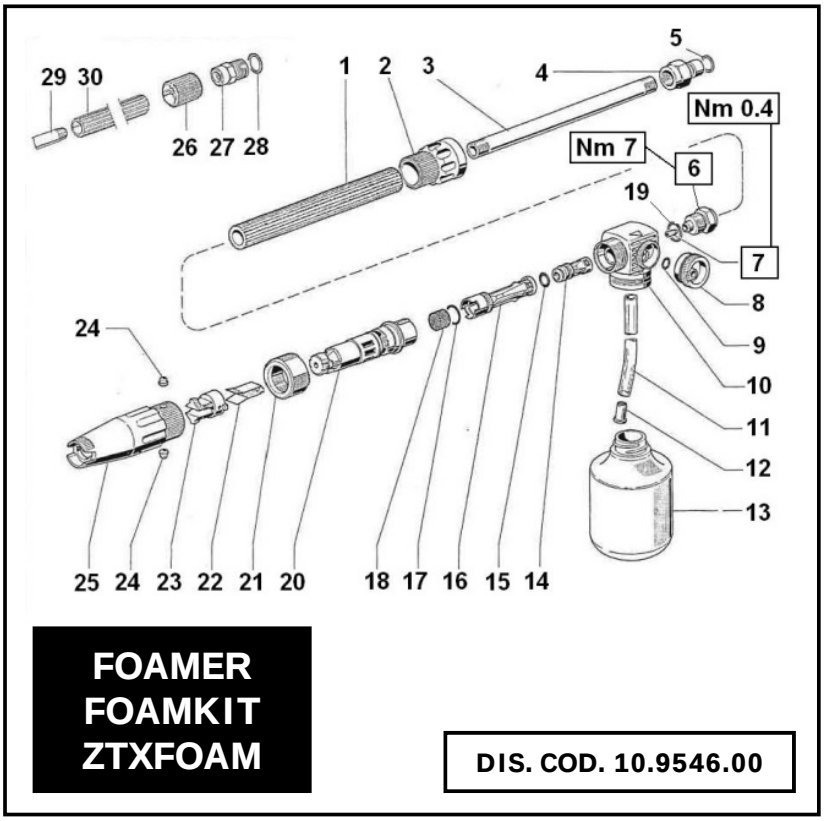

POS	COD.	DESCRIZIONE – DESCRIPTION KIT	NR
1	18.0106.98	Impugnatura - Quick 2	1
2	10.0295.51	Ghiera di fermo	1
3	18.2033.89	Tubo G 1/4” - Quick 2	1
4	10.0297.70	Innesto maschio	1
5	90.3820.00	OR D. 9.13x2.62 NBR SH. 70 109	1
6	10.0291.70	Nipplo	1
7	98.6674.00 98.6690.00 98.6780.00 98.6915.00	Ugello 140 - Type 1 Ugello 145 - Type 3 Ugello 160 - Type 5 Ugello 170 - Type 7	1

POS	COD.	DESCRIZIONE – DESCRIPTION KIT	NR
8	10.0289.51	Pomolo di regolazione	1
9	90.3574.00	OR D. 6.07x1.78 NBR SH. 70 2025	1
10	10.0288.51	Corpo	1
11	10.0292.98	Tubo D. 7x10 L=135	1
12	92.8914.00	Filtro	1
13	10.0276.51	Contenitore detergente 500 cc.	1
14	10.0285.51	Tubo venturi detergente	1
15	90.3580.00	OR D. 8.73x1.78 NBR SH. 70 108	1
16	10.0286.51	Tubo venturi aria	1
17	90.3589.00	OR D. 12.42x1.78 NBR SH. 70 2050	1
18	10.0270.36	Pastiglia filtro D. 15x10	1
19	90.3593.00	OR D. 15.6x1.78 NBR SH. 70 2062	1
20	10.0290.51	Cilindro	1
21	92.9836.00	Galletto M28x1.5	1
22	10.0304.76	Lame di guida	1
23	10.0299.51	Pinza	1
24	98.1916.00	Tappo D. 6	2
25	10.0300.51	Manopola di regolazione	1
SOLO PER ZTXFOAM – ONLY FOR ZTXFOAM			
26	10.0542.51	Protezione	1
27	ZINA 1/4”F	Nipplo 1/4”F-M22x1.5	1
28	90.3845.00	OR D. 18.72x2.62 NBR SH. 70 3075	1
29	18.0127.89	Tubo G 1/4” - Quick 35	1
30	18.0126.98	Impugnatura - Quick 35	1

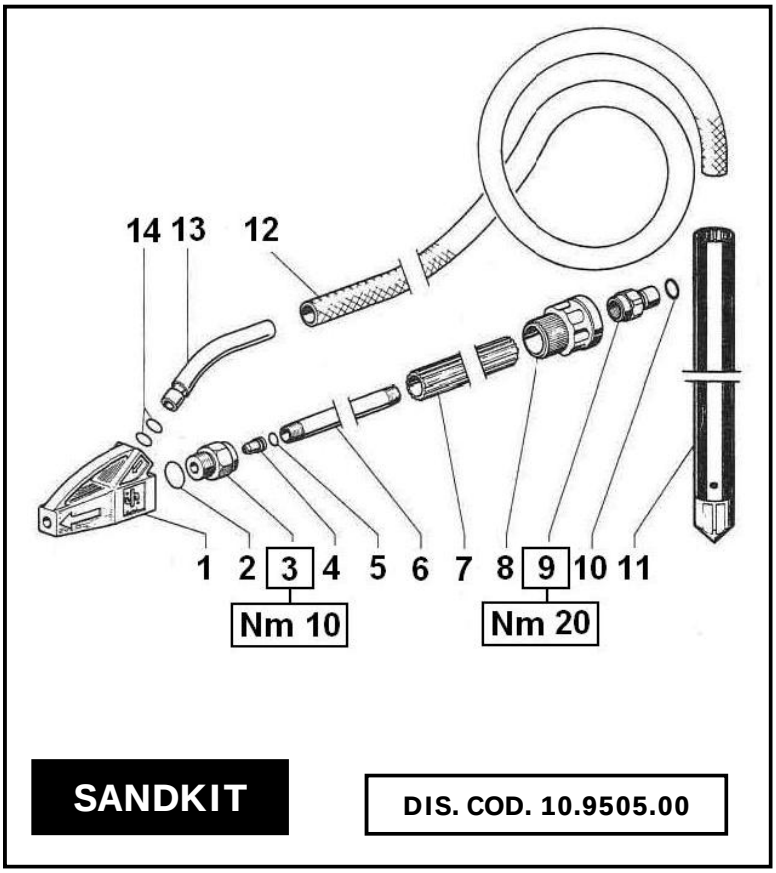

POS	COD.	DESCRIZIONE – DESCRIPTION KIT	NR
1	10.0331.01	Assieme testina e ugello	1
2	90.3593.00	OR D. 15.6x1.78 NBR SH. 70 2062	1
3	10.0129.70	Nipplo portaugello	1
4	10.0141.66 10.0133.66 10.0134.66 10.0135.66 10.0140.66 10.0330.66	Ugello D. 1.50 - Sandkit 0 Ugello D. 1.60 - Sandkit 1 Ugello D. 1.70 - Sandkit 2 Ugello D. 1.85 - Sandkit 3 Ugello D. 2.10 - Sandkit 4 Ugello D. 2.30 - Sandkit 5	1
5	90.3576.00	OR D. 6.75x1.78 NBR SH. 70 106	1
6	18.2033.89	Tubo G 1/4”	1
7	18.0106.98	Protezione tubo	1
8	10.0295.51	Ghiera di fermo	1
9	10.0297.70	Innesto maschio	1
10	90.3820.00	OR D. 9.13x2.62 NBR SH. 70 109	1
11	ZTESOND	Tubo aspirazione sabbia	1
12	10.0320.98	Tubo D. 13 L=3000	1
13	10.0311.89	Tubo porta-gomma	1
14	90.3582.00	OR D. 9.25x1.78 NBR SH. 70 2037	2

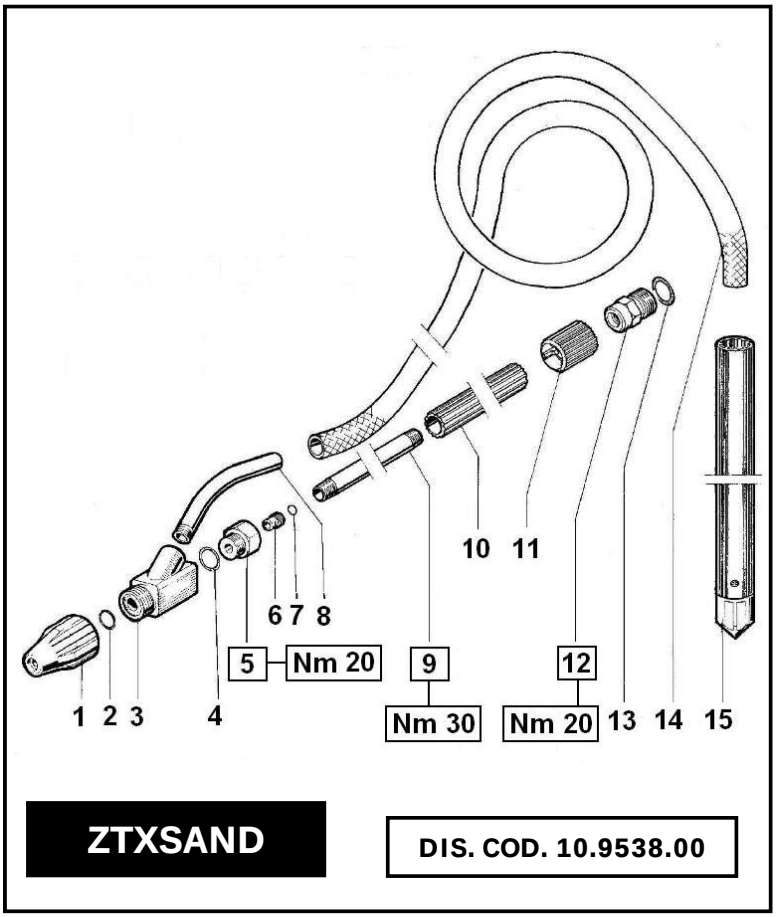

POS	COD.	DESCRIZIONE – DESCRIPTION KIT	NR
1	10.7050.01	Assieme ghiera e ugello D. 6	1
2	90.3828.00	OR D. 12.37x2.62 NBR SH. 70 3050	1
3	10.7062.01	Corpo sabbiatore	1
4	90.3593.00	OR D. 15.6x1.78 NBR SH. 70 2062	1
5	10.0129.70	Nipplo porta-ugello	1
6	10.0141.66 10.0133.66 10.0134.66 10.0135.66 10.0140.66 10.0330.66	Ugello D. 1.50 - Testina 0 Ugello D. 1.60 - Testina 1 Ugello D. 1.70 - Testina 2 Ugello D. 1.85 - Testina 3 Ugello D. 2.10 - Testina 4 Ugello D. 2.30 - Testina 5	1
7	90.3576.00	OR D. 6.75x1.78 NBR SH. 70 106	1
8	10.0137.89	Tubo porta-gomma	1
9	18.0127.89	Tubo G 1/4” L=350	1
10	18.0126.98	Impugnatura	1
11	10.0542.51	Protezione	1
12	ZINA 1/4”F	Nipplo 1/4”F-M22x1.5	1
13	90.3845.00	OR D. 18.72x2.62 NBR SH. 70 3075	1
14	10.0320.98	Tubo D. 13 L=3000	1
15	ZTESOND	Tubo aspirazione sabbia	1

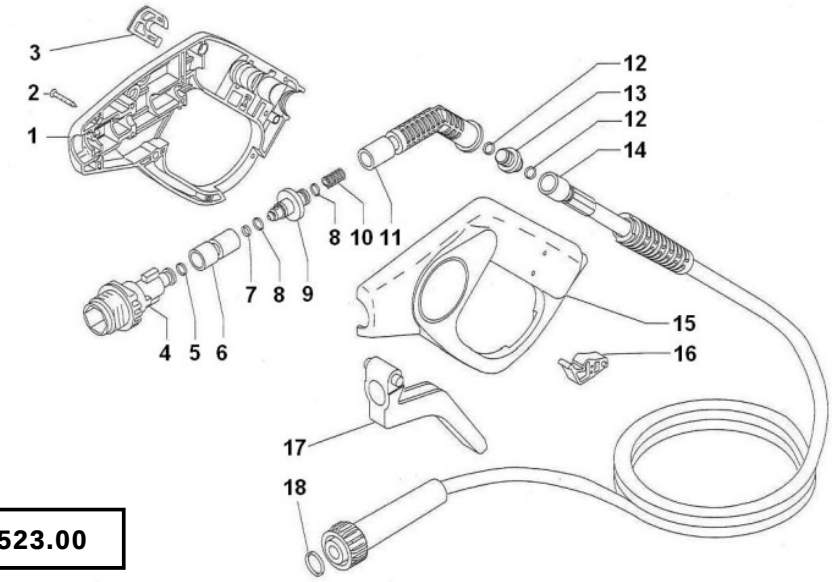

P6

DIS. COD. 18.9523.00

POS	COD.	DESCRIZIONE – DESCRIPTION KIT	NR
1	18.2104.51	Semiguscio destro	1
2	99.0744.00	Vite D. 2.9x16 UNI 7049	8
3	18.2096.51	Forcella	1
4	10.0525.51	Adattatore M27x2	1
5	90.3818.00	OR D. 7.59x2.62 NBR SH. 70 3030	1
6	18.2095.70	Corpo	1
7	90.3662.00	OR D. 3.00x2.00 NBR SH. 70	1
8	90.3579.00	OR D. 7.66x1.78 NBR SH. 70 2031	2
9	18.2102.51	Otturatore	1

POS	COD.	DESCRIZIONE – DESCRIPTION KIT	NR
10	94.7340.00	Molla Dm. 7.5x14.0	1
11	18.2097.51	Raccordo a gomito	1
12	90.3817.00	OR D. 6.02x2.62 NBR SH. 70 3024	2
13	18.2101.70	Adattatore	1
14	98.4018.00	Tubo 1/4”x7	1
15	18.2103.51	Semi-guscio sinistro	1
16	18.2094.51	Levetta per sicura	1
17	18.2089.51	Leva pistola	1
18	90.3819.00	OR D. 9.13x2.62 NBR SH. 70 109	1

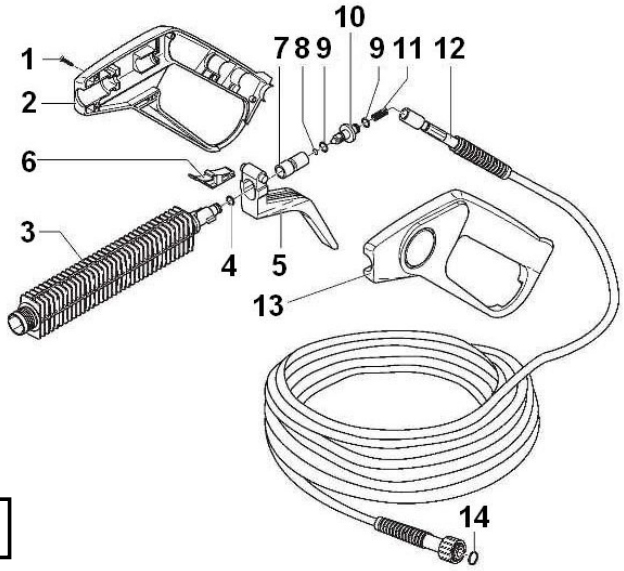

P7

DIS. COD. 18.9525.00

POS	COD.	DESCRIZIONE – DESCRIPTION KIT	NR
1	99.0744.00	Vite D. 3x16	8
2	18.2111.51	Semi-guscio destro	1
3	18.0128.51	Prolunga pistola P6	1
4	90.3818.00	OR D. 7.59x2.62 NBR SH. 70 3030	1
5	18.2089.51	Leva pistola	1
6	18.2094.51	Levetta per sicura	1
7	18.2095.70	Corpo	1

POS	COD.	DESCRIZIONE – DESCRIPTION KIT	NR
8	90.3662.00	OR D. 3.00x2.00 NBR SH. 70	1
9	90.3579.00	OR D. 7.66x1.78 NBR SH. 70 2031	2
10	18.2102.51	Otturatore	1
11	94.7340.00	Molla Dm. 7.5x14.0	1
12	98.4107.00	Tubo 1/4”x7	1
13	18.2110.51	Semi-guscio sinistro	1
14	90.3819.00	OR D. 9.13x2.62 NBR SH. 70 109	1

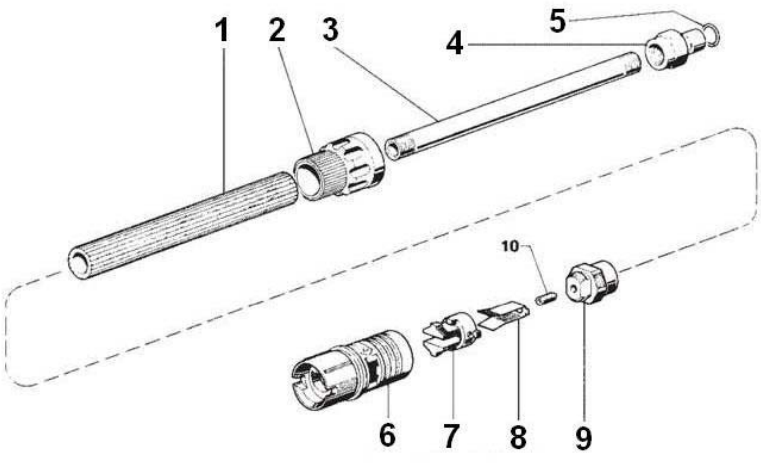

VARIOJET
VARIOJETKIT

DIS. COD. 10.9537.00

POS	COD.	DESCRIZIONE – DESCRIPTION KIT	NR
1	18.0126.98	Impugnatura	1
2	10.0295.51	Ghiera	1
3	18.0127.89	Tubo G 1/4”	1
4	10.0297.70	Innesto maschio	1
5	90.3820.00	OR D. 9.13x2.62 NBR SH. 70 109	1
6	10.0379.51	Manopola di regolazione	1
7	10.0299.51	Pinza	1
8	10.0304.76	Lama di guida	1
9	10.0380.70	Nipplo	1
10	98.6610.00 98.6615.00 98.6632.00 98.6674.00 98.6690.00 98.6725.00 98.6756.00 98.6780.00 98.6820.00 98.6915.00 98.6935.00 98.6963.00	Ugello 125 - Beige Ugello 130 - Arancione Ugello 135 - Blu Ugello 140 - Rosso Ugello 145 - Giallo Ugello 150 - Azzurro Ugello 155 - Bianco Ugello 160 - Nero Ugello 165 - Viola Ugello 170 - Marrone Ugello 175 - Neutro Ugello 180 - Verde	1

ROTOCLEANKIT

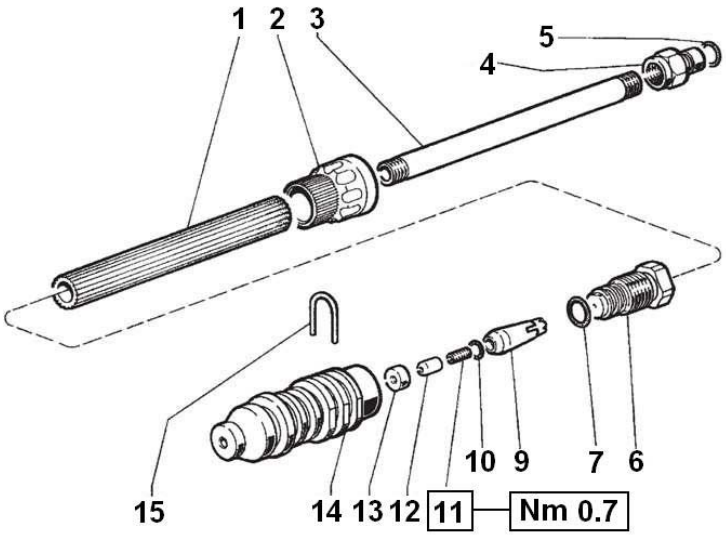

DIS. COD. 10.9541.00

POS	COD.	DESCRIZIONE – DESCRIPTION KIT	NR
1	18.0126.98	Impugnatura	1
2	10.0295.51	Ghiera	1
3	18.0127.89	Tubo G 1/4”	1
4	10.0297.70	Innesto maschio	1
5	90.3820.00	OR D. 9.13x2.62 NBR SH. 70 109	1
6	10.0528.70	Nipplo convogliatore	1
7	90.3823.00	OR D. 9.92x2.62 NBR SH. 70 112	1
9	10.0560.02	Assieme rotore	1
10	90.3574.00	OR D. 6.07x1.78 NBR SH. 70 2025	1
11	98.6632.00 98.6674.00 98.6690.00 98.6725.00 98.6780.00	Ugello 135 - Blu Ugello 140 - Rosso Ugello 145 - Giallo Ugello 150 - Azzurro Ugello 160 - Nero	1
12	10.0456.09	Testina	1
13	10.0455.09	Sede	1
14	10.0526.51	Manopola	1
15	10.0527.66	Forcella	1

CHEM KIT

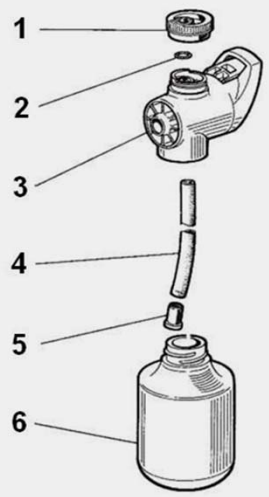

DIS. COD. 10.9531.00

POS	COD.	DESCRIZIONE – DESCRIPTION KIT	NR
1	10.0289.51	Pomolo di regolazione	1
2	90.3574.00	OR D. 6.07x1.78 NBR SH. 70 2025	1
3	10.0531.02	Corpo completo	1
4	10.0292.98	Tubo D. 7x10	1
5	92.8914.00	Filtro	1
6	10.0276.51	Contenitore detergente 500 c.c.	1

GIUNTI ELASTICI - FLEXIBLE COUPLING

ZG066 - ZG203
ZG355 - ZG425

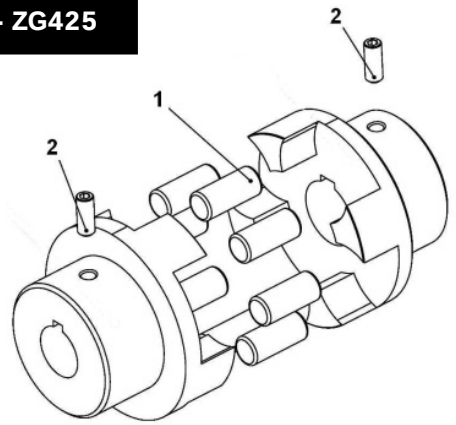

POS	COD.	DESCRIZIONE – DESCRIPTION	NR
1	10.0020.47	Gommino per giunto	8÷12
2	99.3017.00	Vite M8x10 UNI 5929	2

ZG66160
ZG70160
ZG70180
ZGH47SB

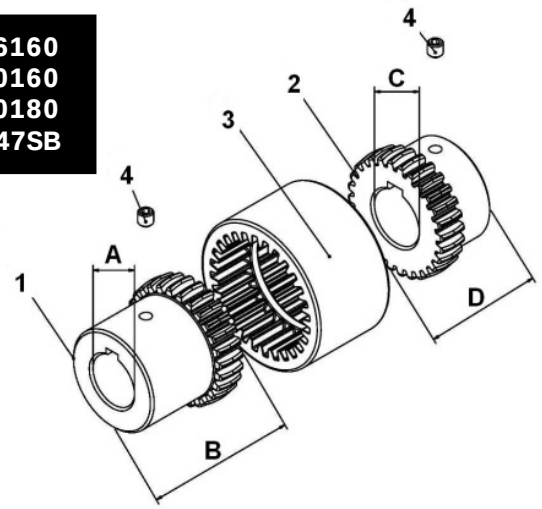

MODEL	A	B	C	D
ZG66160	24	43	42	110
ZG70160	30	80	42	110
ZG70180	30	80	48	110
ZGH47SB	24	30	22.22	45

POS	COD.	DESCRIZIONE – DESCRIPTION	NR
1	10.0845.54 10.0759.54 10.0681.64	Semigiunto pompa - ZG66160 Semigiunto pompa - ZG70180 Semigiunto pompa - ZGH47SB	1
2	10.0760.54 10.0761.54 10.0765.64	Semigiunto motore - ZG66160 ZG70160 Semigiunto motore - ZG70180 Semigiunto motore - ZGH47SB	1
3	10.0762.51 10.0683.51	Manicotto dentato D. 100 - ZG66160 ZG70160 ZG70180 Manicotto dentato D. 63 - ZGH47SB	1
4	99.3017.00 99.1790.00	Vite M8x10 UNI 5929 - ZG66160 ZG70160 ZG70180 Vite M6x6 UNI 5929 - ZGH47SB	2

ZGH70SB
ZGH71SC

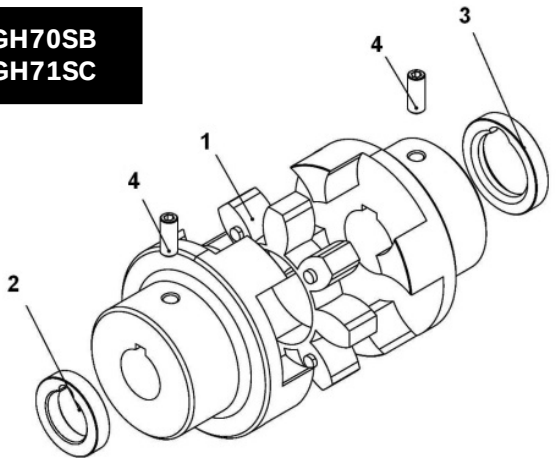

POS	COD.	DESCRIZIONE – DESCRIPTION	NR
1	10.0755.47 10.0749.47	Elemento elastico D. 46 - ZGH70SB Elemento elastico D. 55 - ZGH71SC	1
2	10.0745.70	Distanziale D. 31.75x10.5 - ZGH71SC	1
3	10.0746.70	Distanziale D. 40x10 - ZGH71SC	1
4	99.3660.00	Vite M10x25 UNI 5923	2

GIUNTI ELASTICI - FLEXIBLE COUPLING

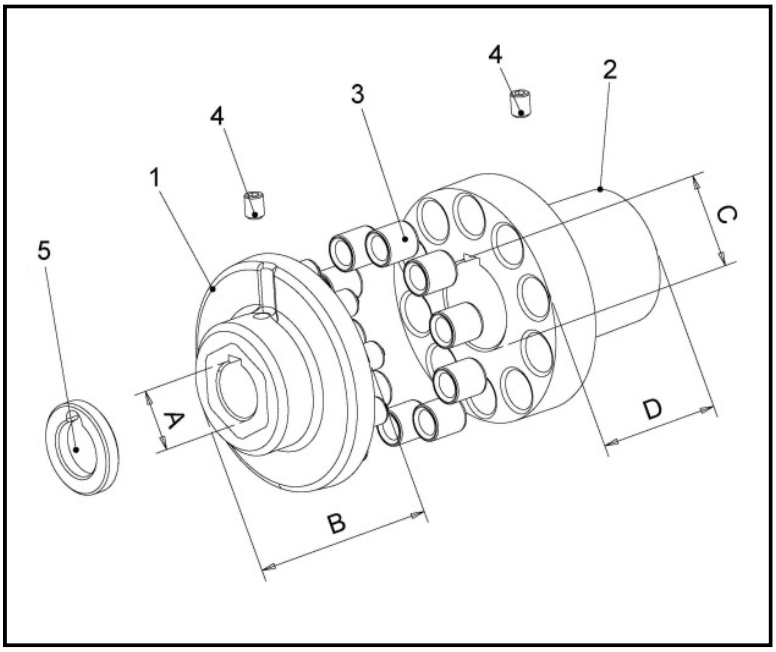

POS	COD.	DESCRIZIONE – DESCRIPTION	NR
1	10.0546.22 10.0091.22 10.0740.22 10.0758.22 10.0420.22 10.0210.02 10.0376.22	Semigiunto pompa - ZG044 Semigiunto pompa - ZG070 ZG091 ZG145TC ZG151 ZG56C ZG184TC Semigiunto pompa - ZG071 ZG080 Semigiunto pompa - ZG07151 ZG08051 Semigiunto pompa - ZG104 Semigiunto pompa - ZG202 ZG213TC ZGONDA18P ZG132 Semigiunto pompa - ZGWW75 ZGWW94 ZGONDA18	1
2	10.0093.22 10.0094.22 10.0738.22 10.0739.22 10.0212.22 10.0092.22 10.0255.22 10.0199.22 10.0313.22 10.0314.22 10.0430.22 10.0463.22	Semigiunto motore - ZG044 ZG091 ZGWW94 Semigiunto motore - ZG070 ZGWW75 Semigiunto motore - ZG071 ZG07151 Semigiunto motore - ZG080 ZG08051 Semigiunto motore - ZG104 ZG202 ZG132 Semigiunto motore - ZG151 Semigiunto motore - ZG56C Semigiunto motore - ZG145TC Semigiunto motore - ZG184TC Semigiunto motore - ZG213TC Semigiunto motore - ZGONDA18 Semigiunto motore - ZGONDA18P	1
3	10.0090.47	Boccola per giunti	*
4	99.3017.00	Vite M8x10 UNI 5929	2÷3
5	10.0680.70	Distanziale - ZG132	1

ZG044 - ZG070 - ZG071 - ZG080 - ZG07151
ZG08051 - ZG091 - ZG104 - ZG132 - ZG151 - ZG202
ZGWW75 - ZGWW94 - ZG56C - ZG145TC
ZG184TC - ZG213TC - ZGONDA18 - ZGONDA18P

MODEL	A	B	C	D	*
ZG071	24	40	14	40	4
ZG07151	24	46	14	40	4
ZG56C	24	30	15.9	53	6
ZG080	24	40	19	40	4
ZG08051	24	46	19	40	4
ZG145TC	24	30	22.25	61	6
ZG070	24	30	24	61	6
ZGWW75	24	36	24	61	6
ZGONDA18	24	36	25.4	61	6
ZGONDA18P	24	32	25.4	81	10
ZG091	24	30	28	61	6
ZG151	24	30	28	74	6
ZGWW94	24	36	28	61	6
ZG044	24	40	28	61	6
ZG184TC	24	30	28.6	61	6
ZG213TC	24	32	35	81	10
ZG202	24	32	38	81	10
ZG132	24	32	38	81	10
ZG104	35	50	38	81	10

CARRELLO - TROLLEY T-TX

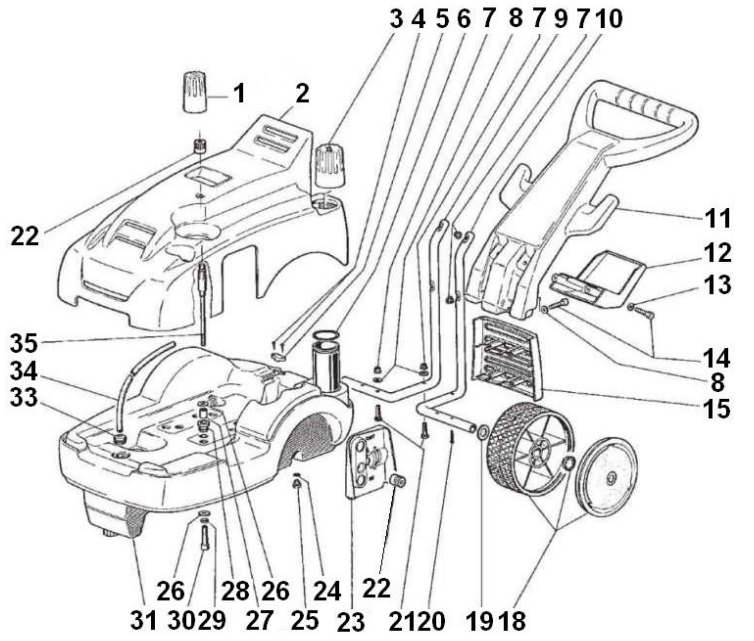

DIS. COD. 23.9506.00

POS	COD.	DESCRIZIONE – DESCRIPTION KIT	NR
1	36.3222.51 36.3221.51	Pomolo - Serie T Pomolo - Serie TX	1
2	23.0084.51 23.0083.51	Carenatura - Serie T Carenatura - Serie TX	1
3	23.0087.51	Tappo	1
4	99.1312.00	Vite D. 4.2x18 UNI 7049	2
5	23.0095.51	Ferma-cavo	1
6	90.3889.00	OR D. 48.89x2.62 NBR SH. 70 3193	1
7	92.2040.00	Dado M6	8

POS	COD.	DESCRIZIONE – DESCRIPTION KIT	NR
8	96.6962.00	Rosetta D. 6.6x18.0	6
9	23.0089.88	Tubo destro	1
10	23.0088.88	Tubo sinistro	1
11	23.0093.51	Manubrio	1
12	23.0102.51	Gancio	1
13	96.6925.00	Rosetta D. 6.2x10.0	2
14	99.1943.00	Vite M6x40 UNI 5931	4
15	23.0086.51	Griglia	1
18	96.9327.00	Ruota D. 200	2
19	96.7521.00	Rosetta D. 21.0x37.0x3.0	2
20	91.7129.00	Copiglia D. 3x30 UNI 1336	2
21	99.1929.00	Vite M6x40 UNI 5731	4
22	52.2122.51	Pomolo	2
23	23.0091.51 23.0090.51	Mascherina - Serie T Mascherina - Serie TX	1
24	90.3818.00	OR D. 7.59x2.62 NBR SH. 70 3030	1
25	98.2041.00	Tappo G 1/4”x9	1
26	96.7072.00	Rosetta D. 9.0x24.0x2.0	8
27	23.0099.70	Distanziale	4
28	23.0098.47	Supporto elastico	4
29	96.7016.00	Rosetta D. 8.4 UNI 1751	4
30	99.3099.00 99.3129.00	Vite M8x35 UNI 5931 - Serie T Vite M8x45 UNI 5931 - Serie TX	4
31	23.0092.02	Serbatoio	1
33	23.0101.47	Passatubo	1
34	10.0529.98	Tubo detergente L=380	1
35	23.0127.02	Colonnetta fissaggio carenatura	1

CARRELLO - TROLLEY IPX

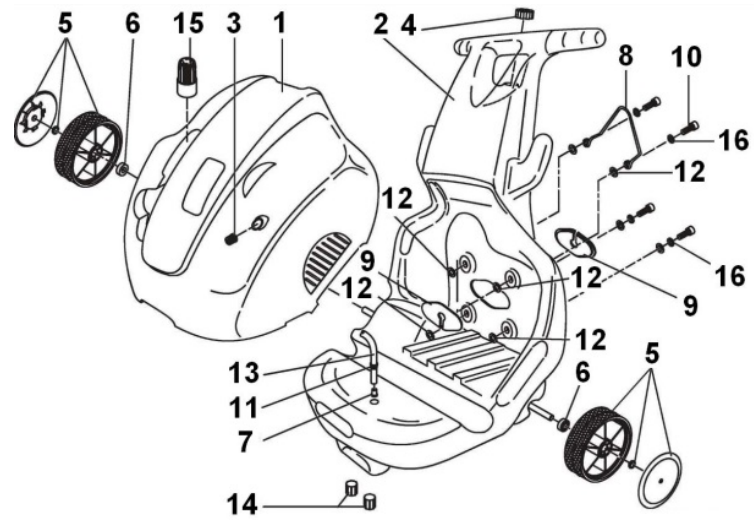

DIS. COD. 23.9522.00

POS	COD.	DESCRIZIONE – DESCRIPTION KIT	NR
1	23.0149.51	Carenatura - Serie IPX	1
2	23.0148.02	Serbatoio completo + assale	1
3	52.2122.51	Pomolo fissaggio protezione anter.	1
4	23.0135.51	Tappo serbatoio - Rosso	1
5	96.9390.00	Assieme ruota IP-IPX - Rosso	2
6	23.0139.51	Distanziale	2
7	92.8914.00	Filtro per Faomkit	1
8	23.0146.66	Gancio supporto cavo	1
9	23.0142.51	Flangia per pressa-cavo	2
10	99.3099.00	Vite M8x35 UNI 5931	4
11	23.0101.47	Passa-tubo	1
12	96.7072.00	Rosetta D. 9.0x24.0 UNI 6593	8
13	10.0592.98	Tubo detergente L=425	1
14	23.0136.82	Puntale per foro D. 22	2
15	36.3221.51	Pomolo valvola TX	1
16	96.7016.00	Rosetta D. 8.4 UNI 1751	4

CARRELLO – TROLLEY TSX

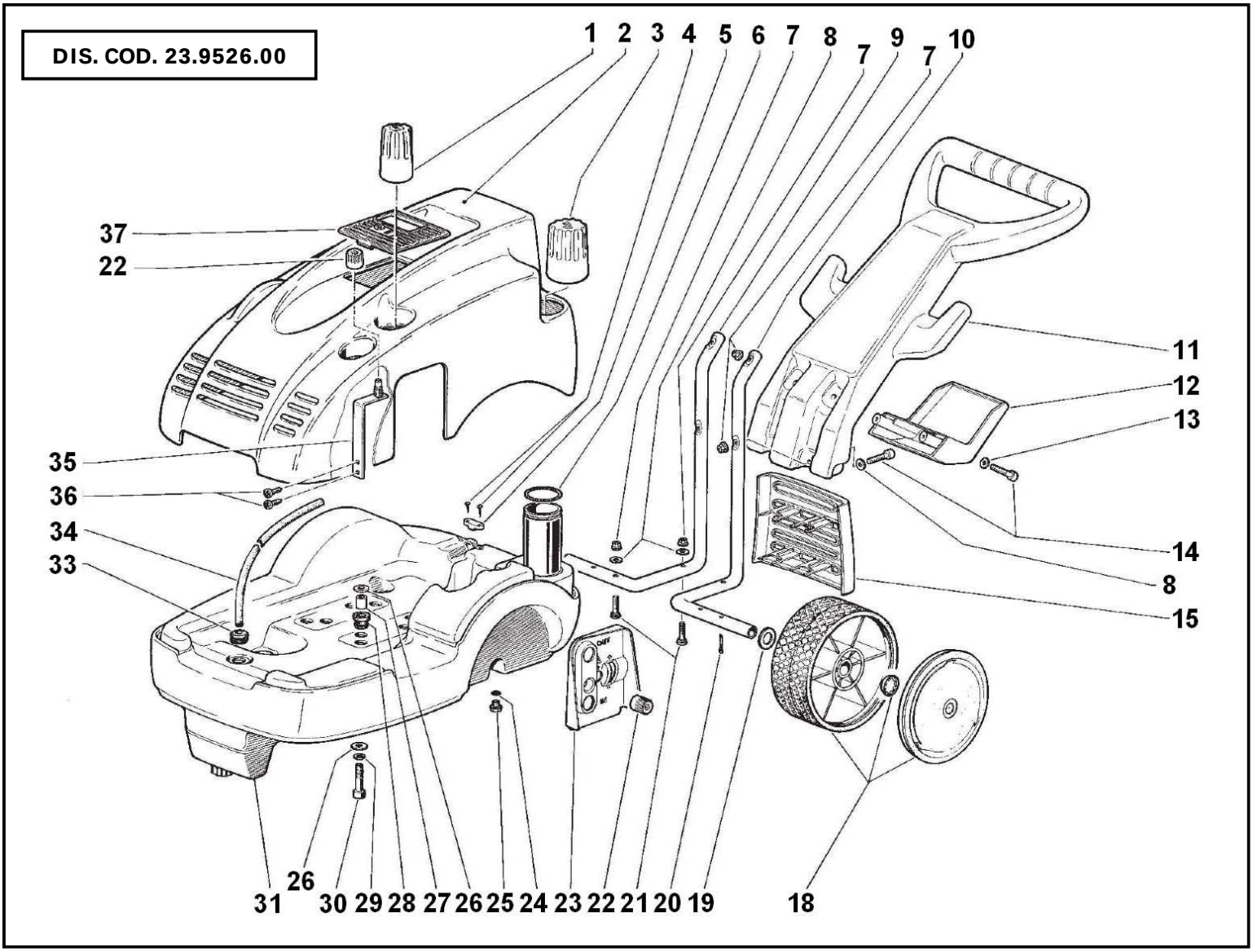

POS	COD.	DESCRIZIONE – DESCRIPTION KIT	NR
1	36.3221.51	Pomolo - Serie TSX	1
2	23.0178.51	Carenatura - Serie TSX	1
3	23.0087.51	Tappo	1
4	99.1312.00	Vite D. 4.2x19 UNI 7049	2
5	23.0095.51	Ferma-cavo	1
6	90.3889.00	OR D. 48.89x2.62 NBR SH. 70 3193	1
7	92.2040.00	Dado M6	8
8	96.6962.00	Rosetta D. 6.6x18.0	6
9	23.0089.88	Tubo destro	1
10	23.0088.88	Tubo sinistro	1
11	23.0093.51	Manubrio	1
12	23.0102.51	Gancio	1
13	96.6925.00	Rosetta D. 6.2x10.0	2
14	99.1943.00	Vite M6x40 UNI 5931	4
15	23.0086.51	Griglia	1
18	96.9327.00	Ruota D. 200	2
19	96.7521.00	Rosetta D. 21.0x37.0x3.0	2

POS	COD.	DESCRIZIONE – DESCRIPTION KIT	NR
20	91.7129.00	Copiglia D. 3x30 UNI 1336	2
21	99.1929.00	Vite M6x40 UNI 5731	4
22	52.2122.51	Pomolo	2
23	23.0090.51	Mascherina - Serie TSX	1
24	90.3818.00	OR D. 7.59x2.62 NBR SH. 70 3030	1
25	98.2041.00	Tappo G 1/4”x9	1
26	96.7072.00	Rosetta D. 9.0x24.0x2.0	8
27	23.0099.70	Distanziale	4
28	23.0098.47	Supporto elastico	4
29	96.7016.00	Rosetta D. 8.4 UNI 1751	4
30	99.3129.00	Vite M8x45 UNI 5931	4
31	23.0092.02	Serbatoio	1
33	23.0101.47	Passa-tubo	1
34	10.0529.98	Tubo	1
35	23.0192.02	Colonnetta	1
36	99.1474.00	Vite D. 4.8x13 UNI 7049	2
37	23.0183.51	Mascherina interruttore TSX	1

CARRELLO – TROLLEY IP

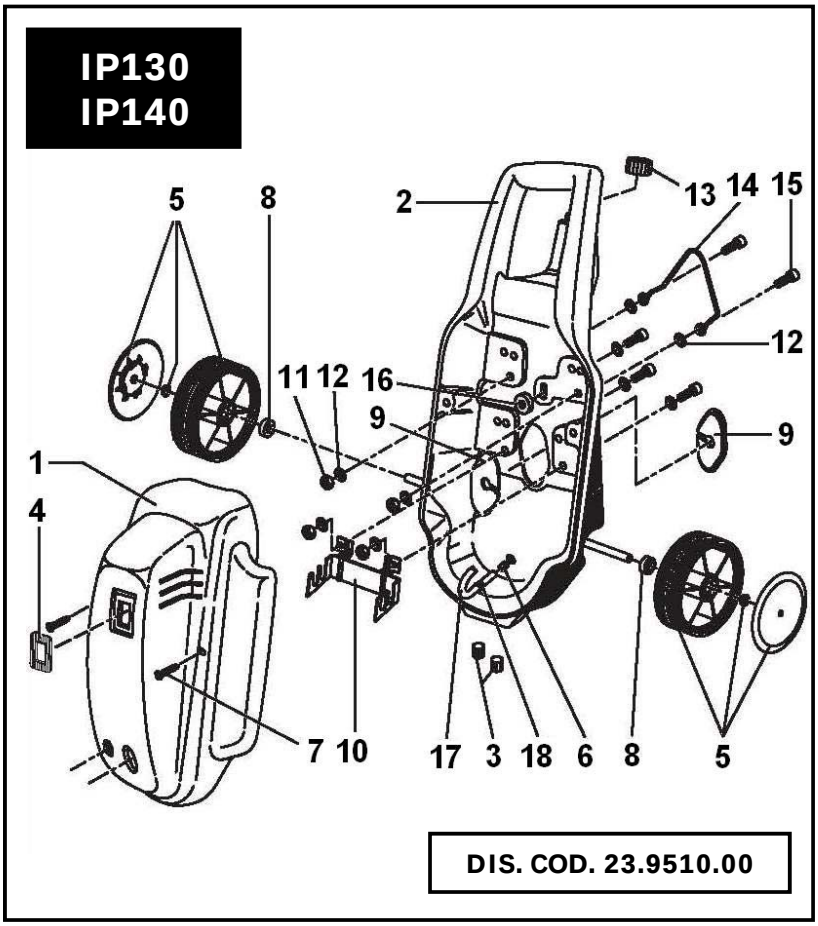

POS	COD.	DESCRIZIONE – DESCRIPTION KIT	NR
1	23.0132.51	Carenatura - Serie IP130 IP140	1
2	23.0147.02	Serbatoio completo+assale	1
3	23.0136.82	Puntale per foro D. 22	2
4	23.0133.51	Mascherina interruttore	1
5	96.9390.00	Assieme ruota - Serie IP-IPX	2
6	92.8914.00	Filtro per Faomkit	1
7	99.1704.00	Vite M5x60 UNI 7687	2
8	23.0139.51	Distanziale	2
9	23.0142.51	Flangia per pressa-cavo	2
10	23.0143.74	Staffa supporto motore	1
11	92.2218.00	Dado M8x5x13 UNI 5589	4
12	96.7072.00	Rosetta piana D. 9.0x24.0	9
13	23.0135.51	Tappo serbatoio	1
14	23.0140.66	Gancio supporto	1
15	99.3099.00	Vite M8x35 UNI 5931	5
16	23.0144.47	Supporto elastico	1
17	10.0529.98	Tubo detergente L=380	1
18	23.0101.47	Passa-tubo	1

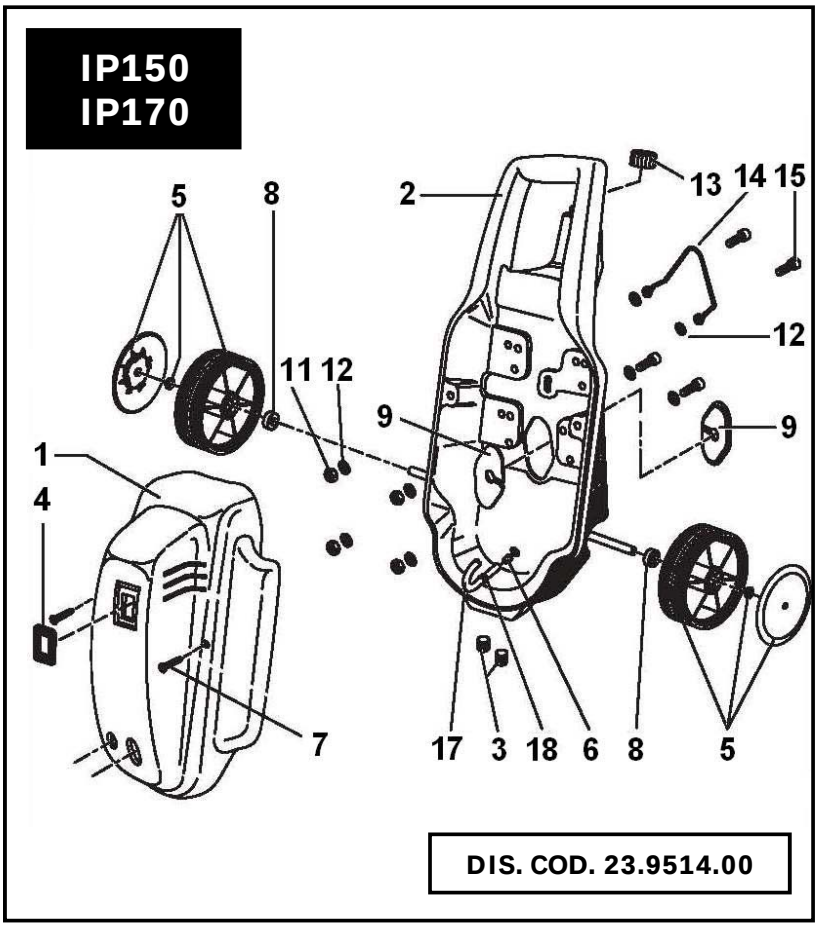

POS	COD.	DESCRIZIONE – DESCRIPTION KIT	NR
1	23.0132.51 23.0131.51	Carenatura - Serie IP150 Carenatura - Serie IP170	1
2	23.0147.02	Serbatoio completo+assale	1
3	23.0136.82	Puntale per foro D. 22	2
4	23.0133.51	Mascherina interruttore	1
5	96.9390.00	Assieme ruota - Serie IP-IPX	2
6	92.8914.00	Filtro per Faomkit	1
7	99.1704.00	Vite M5x60 UNI 7687	2
8	23.0139.51	Distanziale	2
9	23.0142.51	Flangia per pressa-cavo	2
11	92.2218.00	Dado M8x5x13 UNI 5589	4
12	96.7072.00	Rosetta piana D. 9.0x24.0	9
13	23.0135.51	Tappo serbatoio	1
14	23.0140.66	Gancio supporto	1
15	99.3099.00	Vite M8x35 UNI 5931	5
17	10.0529.98	Tubo detergente L=380	1
18	23.0101.47	Passa-tubo	1

CARRELLO – TROLLEY TX300 TX500

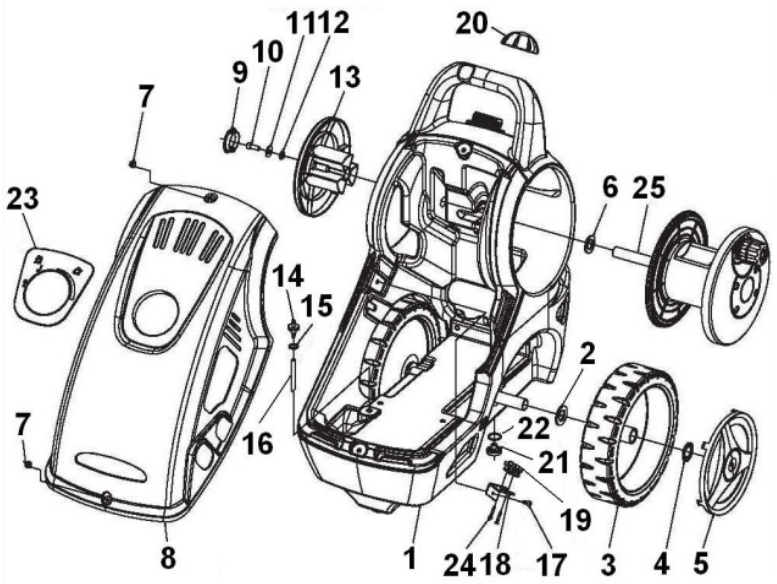

TX300

DIS. COD. 23.9541.00

POS	COD.	DESCRIZIONE – DESCRIPTION KIT	NR
1	23.0209.02	Serbatoio - Serie TX300	1
2	96.7600.00	Rosetta D. 26.0x44.0x4.0 UNI 6593	2
3	96.9360.00	Ruota D. 305x80x25	2
4	90.0636.00	Anello d'arresto RDFP25	2

POS	COD.	DESCRIZIONE – DESCRIPTION KIT	NR
5	23.0250.51	Borchia per ruota D. 305	2
6	96.7580.00	Rosetta D. 23.0x39.0x3.0 UNI 6592	1
7	99.1815.00	Vite M16x12	2
8	23.0240.51	Carenatura - Serie TX300	1
9	23.0203.51	Coperchio avvolgi-cavo	1
10	99.3059.00	Vite M8x20 UNI 5931	1
11	96.7072.00	Rosetta D. 9.0x24.0 UNI 6593	1
12	45.2125.70	Piattello valvola	1
13	23.0202.51	Avvolgicavo	1
14	23.0205.70	Portagomma G 1/8"- D. 3	1
15	90.3835.00	OR D. 15.08x2.62 NBR SH. 70 119	1
16	10.0689.98	Tubo detergente L=80	1
17	99.1835.00	Vite M6x12 UNI 5931	1
18	23.0207.74	Staffa supporto ferma-cavo	1
19	93.5230.00	Pressa-cavo D. 6	1
20	23.0204.51	Tappo serbatoio	1
21	98.2020.00	Tappo M12x13	1
22	90.3855.00	OR D. 23.47x2.62 NBR SH. 70 3093	1
23	98.2916.00	Targhetta on-off	1
24	99.1332.00	Vite M4x25 UNI 7687	2
25	23.9536.01	Avvolgi-tubo	1

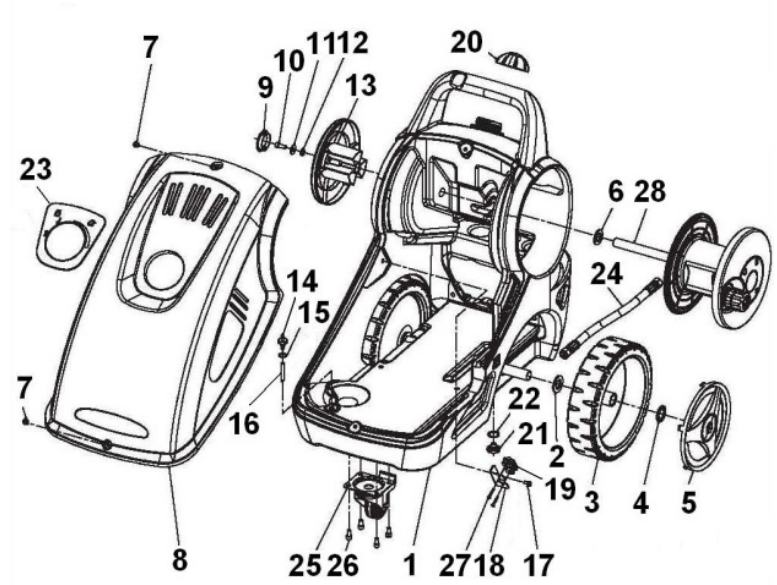

TX500

DIS. COD. 23.9540.00

POS	COD.	DESCRIZIONE – DESCRIPTION KIT	NR
1	23.0200.02	Serbatoio - Serie TX500	1
2	96.7600.00	Rosetta D. 26.0x44.0x4.0 UNI 6593	2
3	96.9360.00	Ruota D. 305x80x25	2
4	90.0636.00	Anello d'arresto RDFP25	2
5	23.0250.51	Borchia per ruota D. 305	2
6	96.7580.00	Rosetta D. 23.0x39.0x3.0 UNI 6592	1

POS	COD.	DESCRIZIONE – DESCRIPTION KIT	NR
7	99.1815.00	Vite M16x12	2
8	23.0230.51	Carenatura - Serie TX500	1
9	23.0203.51	Coperchio avvolgi-cavo	1
10	99.3059.00	Vite M8x20 UNI 5931	1
11	96.7072.00	Rosetta D. 9.0x24.0 UNI 6593	1
12	45.2125.70	Piattello valvola	1
13	23.0202.51	Avvolgi-cavo	1
14	23.0205.70	Portagomma G 1/8"- Ø 3	1
15	90.3835.00	OR D. 15.08x2.62 NBR SH. 70 119	1
16	10.0688.98	Tubo detergente L=55	1
17	99.1835.00	Vite M6x12 UNI 5931	1
18	23.0207.74	Staffa supporto ferma-cavo	1
19	93.5230.00	Pressa-cavo D. 6	1
20	23.0204.51	Tappo serbatoio	1
21	98.2020.00	Tappo M12x13	1
22	90.3855.00	OR D. 23.47x2.62 NBR SH. 70 3093	1
23	98.2916.00	Targhetta on-off	1
24	23.0223.01	Tubo 3/8" L=520	1
25	96.9400.00	Ruota pivot D. 80	1
26	99.3039.00	Vite M8x16 UNI 5931	4
27	99.1332.00	Vite M4x25 UNI 7687	2
28	23.9535.01	Avvolgi-tubo	1

DIS. COD. 23.9530.00

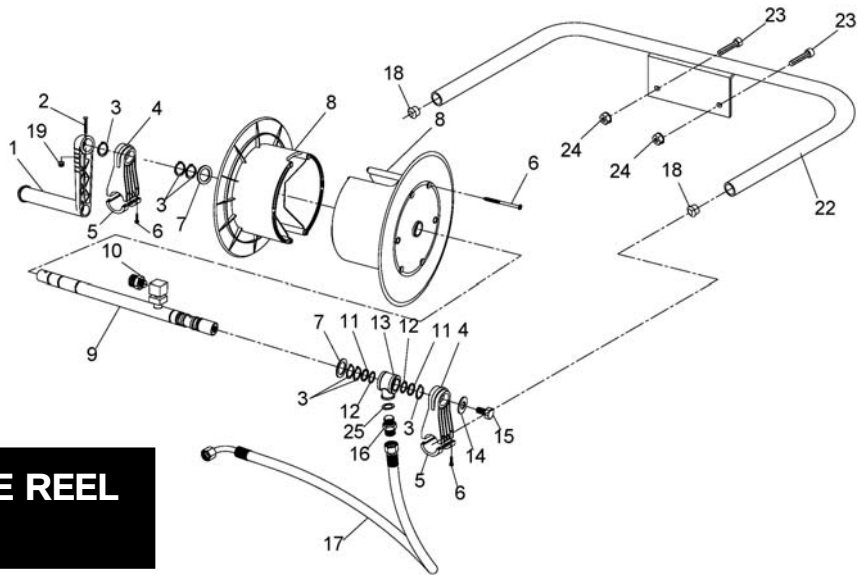

AVVOLGITUBO - HOSE REEL T-TX IPX TSX

POS	COD.	DESCRIZIONE – DESCRIPTION KIT	NR
1	23.5004.51	Manovella	1
2	99.1340.00	Vite M4x40 UNI 5933	1
3	90.0615.00	Anello d'arresto A22 UNI 7435	6
4	23.5002.51	Supporto superiore	2
5	23.5003.51	Supporto inferiore	2
6	99.1580.00	Vite D. 5x20	12
7	96.7580.00	Rosetta D. 23.0x39.0x3.0	2
8	23.5001.51	Semi-rocchetto	2
9	23.5005.02	Asse	1
10	23.5009.70	Innesto maschio G 1/4"- M22x1.5	1
11	90.5108.00	Anello antiest. D. 17.8x22.0x1.5	2
12	90.3841.00	OR D. 17.13x2.62 NBR SH. 70 3068	2

POS	COD.	DESCRIZIONE – DESCRIPTION KIT	NR
13	23.5023.41	Occhiello D. 22 - G 3/8"F	1
14	96.7150.00	Rosetta D. 11.0x30.0x2.5	1
15	99.3636.00	Vite M10x16 UNI 5739	1
16	95.2868.00	Nipplo doppio G 3/8"	1
17	98.4350.00	Tubo 3/8"x550 F-F G 3/8"xM22x1.5	1
18	98.2140.00	Tappo D. 19	2
19	92.1935.00	Dado M4x7x6 UNI 7473	1
20	23.5006.02	Staffa supporto - IPX	1
22	23.5007.02	Staffa supporto - T TX TSX	1
23	99.1990.00	Vite M6x60 UNI 5931 - T TX TSX	2
24	92.2040.00	Dado M6 - T TX TSX	2
25	96.7380.00	Rosetta D. 17.5x23.0x1.5	1

DIS. COD. 23.9533.00

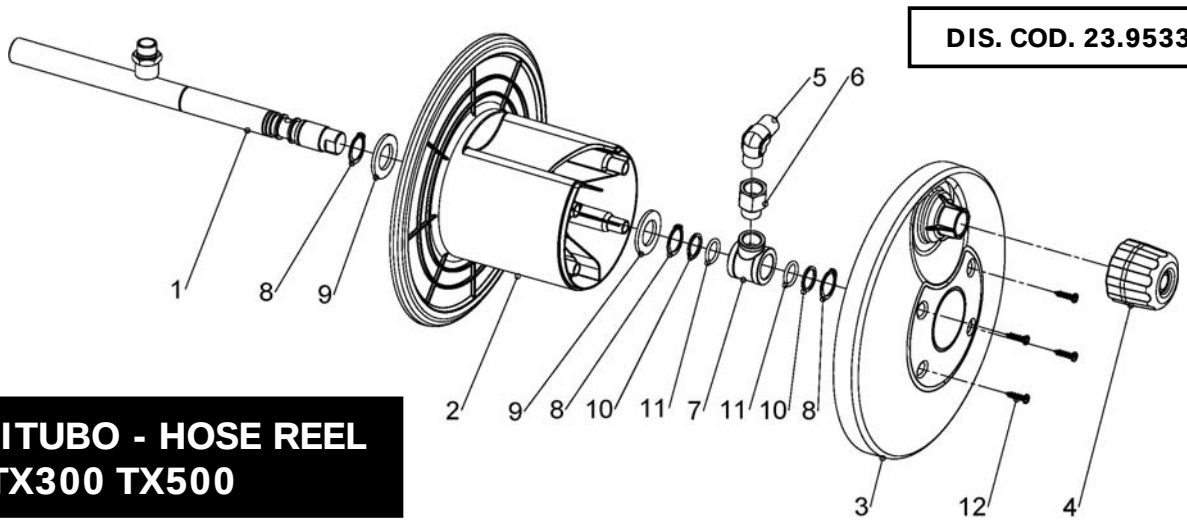

AVVOLGITUBO - HOSE REEL TX300 TX500

POS	COD.	DESCRIZIONE – DESCRIPTION KIT	NR
1	23.5011.01 23.5021.01	Asse - Serie TX300 Asse - Serie TX500	1
2	23.5015.51	Tamburo	1
3	23.5016.51	Coperchio	1
4	23.5017.51	Manopola	1
5	96.4150.00	Raccordo 90° M-M G 3/8" - G 3/8"	1
6	94.5150.00	Manicotto M-F G 3/8" - G 3/8"	1

POS	COD.	DESCRIZIONE – DESCRIPTION KIT	NR
7	23.5023.41	Occhiello D. 22 - G 3/8"	1
8	90.0615.00	Anello d'arresto A22 UNI 7435	3
9	96.7580.00	Rosetta D. 23.0x39.0 UNI 6592	2
10	90.5108.00	Anello antiest. D. 17.8x22.0x1.5	2
11	90.3841.00	OR D. 17.13x2.62 NBR SH. 70 3068	2
12	99.1580.00	Vite D. 5x20 UNI 9707	4

Cod. 32.0010.03 - 08/2016 - Rev. 4

AZIENDA CON SISTEMA
DI GESTIONE QUALITÀ
CERTIFICATO DA DNV
= ISO 9001 =

INTERPUMP GROUP S.p.A.
Via E.Fermi, 25 - 42049 Sant'Ilario d'Enza (RE) Italy
Tel. +39 - 0522 904311 Fax +39 - 0522 904444
E-mail: info@interpumpgroup.it - http:// www.interpumpgroup.it
Part. IVA IT01682900350
Reg. Impr. RE - Cod. Fisc. 11666900151 - CC.I.A.A. R.E.A. n° 204185 - Reg. A.E.E.: IT08020000000 780