R+M Suttner

The choice of perfection





















Katalog
Catalog
Catalogue
Catalogo
Каталог

2022-23

Kompetenz kraft Konzentration

Expertise powered by concentration



Systemlösungen für die professionelle Reinigungstechnik

System solutions for professional cleaning technology





TÜV NORD CERT GmbH
Made in Germany

TOP 100
top100.de
top innovator 2021

R+M Suttner

The choice of perfection

General information

First order
First orders have to be placed with us in written form. Exclusively specialist dealers are served by us.

Ordering by phone/fax/e-mail/Online-shop
The simpliest and safest way of ordering from R+M is via our Online-shop.

Subsequent incoming orders are entered as new ones and are separately processed. Unfortunately, we cannot agree with amending an order that has already been confirmed.

Online-shop: **shop.rm-suttner.com**

Phone: **+49 (0) 2051-94857-0**
Fax: **+49 (0) 2051-94857-3400**
E-mail: **info@rm-suttner.com**

Business hours
Monday to Thursday 8 a.m. - 5 p.m.
On Fridays 8 a.m. - 3.45 p.m.

Address
R+M de Wit GmbH
Heidestraße 11
42549 Velbert
Germany

Special requests
Products that are obtained specially for you or parts that are not included in our catalogue cannot be returned.

Online-shop
The very latest information about new products are also provided on our web site **shop.rm-suttner.com**.

If you subscribe to our newsletter you are regularly and automatically informed about any news.

Catalogue
Please order the „neutral" catalogue for your customers! **R+M Nr.** 980 005 for 5.00 € per piece.

www.rm-suttner.com
shop.rm-suttner.com

Despatch
Despatch is effected by parcel service. Single products which are heavier than 30 kg as well as bulky goods are despatched by forwarding companies. These items are marked with the symbol.

On request we can also despatch consignments by express carriage forward. As smaller quantities cause extremely high costs please note our minimum order value of € 100,–.

Delivery is effected FCA – Free Carrier Velbert.

Packaging and carriage per shipment are as follows:

Category	1	1	2
Country	D	FR/AT/BE/ NL/IT	DK/SE/ES/LT/CZ/SF/PL/ NO*/CH*
Shipment by UPS	€ 8,–	€ 12,–	€ 25,–
Shipment by forwarder	€ 35,–	€ 57,–	€ 79,–
* Customs clearance by forwarder	–	+ € 35,–	+ € 35,–
* Customs clearance by UPS	-	+ € 25,–	+ € 25,–
** Different delivery address	+ € 8,–	+ € 8,–	+ € 8,–

** Free when ordering via the Online-shop

Category 1: Charge per shipment of max. 2 parcels or 50 kg, the shipment is carried out by a forwarder in case of exceedance.
Category 2: Charge per parcel up to 30 kg, the shipment is carried out by a forwarder in case of exceedance.

Express deliveries and **all other countries**: at cost

Return consignments
As a matter of principle unused goods or goods that you complain about have to be returned carriage paid after having applied for. In this case, please ask for our application form for return consignments. Please note that consignments sent to us carriage forward are not accepted.

Additional deliveries
Due to our wide range of products it may happen that products are not obtainable for a short time. These products are then sent to you together with one of your next orders.

R+M high quality spare parts are obtained from well-established manufacturers. As a rule they are not original spare parts. The original order numbers and the indication of other information are exclusively for your guidance and furthermore they are not intended for the general use, e.g. invoices addressed to end users. In case of mentioning the original order numbers in your orders it cannot be assumed that the products ordered are original spare parts. Original spare parts are supplied when they are especially offered as those in our catalogue or in other mailing pieces such as special offers or newsletters.

© R+M de Wit GmbH 2022. All rights reserved - Reprint - also parts of - only after approval by R+M de Wit GmbH. Reserve technical changes.

Summary

	General map	4
01	New products	6
02	Low pressure equipment	11
03	High pressure equipment	39
04	Electrical equipment	81
05	Burner equipment & coils	85
06	Nipples & couplings	95
07	High pressure hoses & hose fittings	127
08	Sewer cleaning & sewer cleaning nozzles	177
09	Spray guns	199
10	Lances	239
11	Nozzles & washing accessories	277
12	Floor cleaner	307
13	Foam equipment & accessories	319
14	Ultra high pressure equipment	371
15	Site cleaning equipment	389
16	Car Wash	413
17	Special applications	477
18	Spares & accessories for vacuum cleaner	491
19	Protective clothing and workwear	535
	Reference list manufacturer number to R+M number	539
	Index	555

General map

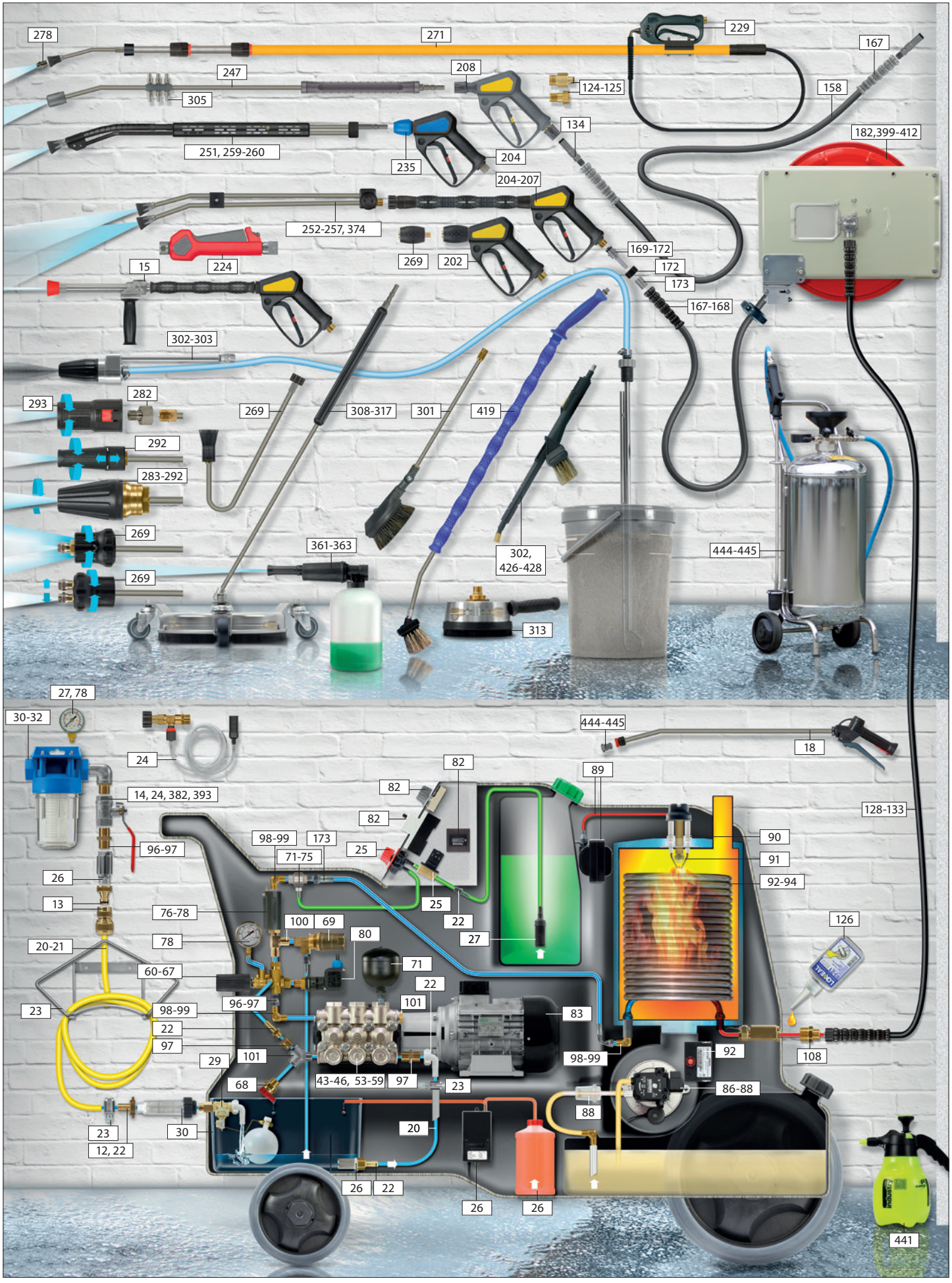
278
271
229
167
247
208
124-125
158
305
134
182,399-412
251, 259-260
235
204
204-207
252-257, 374
269
202
169-172
224
172
15
173
167-168
302-303
293
282
269
308-317
301
419
292
283-292
269
361-363
302,
426-428
444-445
269
313
27, 78
30-32
444-445
18
24
82
89
82
14, 24, 382, 393
82
128-133
98-99
173
25
90
96-97
71-75
91
26
92-94
13
76-78
100
69
80
25
22
27
126
20-21
78
71
60-67
22
23
96-97
101
83
98-99
22
97
92
29
101
98-99
108
68
43-46, 53-59
97
23
86-88
88
23
30
20
12, 22
26
22
26
26
441

General map


113-116, 401
136-137
452-461
390-391
465-466
390-391
393
388
395-398
12-13
389
16-17
20-21
469-470
156-157
33, 299-300, 419-421
230
266-267
13
414-417
420
230
431
394
135-137, 433-436
156-157, 158, 160
439
390-391
430
471-476
352
446
449
148-152
347-349, 355-359
335-336
345
324
20
390-391
215
325
AIR
CHEM
117-119
335
117-119
486-488
167-168
43-46, 53-59
60-67
128-140
354
83
15, 225
202-203
15
20
182
202-203
178-180
183-197
59
23
27
297

New products

ST-83.1 cold fog device, page 364



ST-83.2 cold fog device 2 liters, page 364



ST-160 wall mount, page 73



Motor control easywash365+, page 84



ST-230 pressure relief valve, page 70



Wall mounts for Motor-Pump Units, page 59



Lance holder, page 276



Wall bracket for wall cleaner, page 313



Water box for wall mounting, page 28



ST-2635 Industrial Premium, page 209



ST-2750, page 223



Crevice tool holder, page 500



Carwash lance holder, page 430



Prewashing trolley, page 429



easywash365+ spray guns, page 227



New products

Foam lances, page 326



Food Special, page 331/332



Carwash foam lance, page. 422



Hose guide system, page 397



Stainless steel hose reel trolley, page 409



Nozzle holder ST-330, pivotable, page 270



Rotating nozzles with drivers, page 194

Universal hose guide, page 412

Floater 520, page 312



St-49 Ball type nozzles, page 188



Heart-shaped floor cleaner, page 311



weeddevil®, page 318





Lance holder, page 396





Order form

Order from

Order number

Customer number

Contact

Telefon

E-Mail

» Only the sales conditions and terms of delivery of the supplier are relevant.
» If you have any questions please do not hesitate to contact us.
» You can also send us a fax.

Quantity	Part number	Description

Order form

Order from

Order number

Customer number

Contact

Phone

Email

» Only the sales conditions and terms of delivery of the supplier are relevant.
» If you have any questions please do not hesitate to contact us.
» You can also send us a fax.

Quantity	Part number	Description



Backflow preventers . . . 26
Ball valves . . . 24
Bayonet quick couplings . . . 12
blufood® - food hose . . . 21
Brush holder . . . 35
Brush holder easywash365+ . . . 35
Cartridge filter . . . 32
Chemical spray guns ST-510 & lances . . . 18
Descaling pumps and softening agents . . . 26
Distributor connector block . . . 25
Filter housings without cartridge filter . . . 31
Float tanks . . . 28
Float valves . . . 29
Foam gun . . . 38
Foodjet / foodjet 1500 - HP hose . . . 21
Handles with water flow . . . 36
Handles without water flow . . . 36
Hose clamps . . . 23
Hose reel trolley . . . 21
Hose scissors . . . 21
Hose tails . . . 22
Intake filter for chemicals . . . 27
Longcast lances . . . 15
Low pressure guns . . . 17
Low pressure hoses . . . 20
Low pressure valves . . . 26
Metering valves . . . 25
Micro Droplets Nozzle Holder . . . 14
Pre-spraying kits . . . 24
Pressure gauges . . . 27
PUReClean365+® 100 - food hose . . . 21
PUReClean365+® 40 - food hose . . . 21
Quick couplings suitable for Nito system . . . 37
Solenoid valves Bürkert normally closed NC . . . 25
Spray guns . . . 14
Spray nozzles . . . 14
Suttner intake filter & suction sets . . . 27
Suttner low pressure guns . . . 16-17
Suttner steam guns . . . 19
Telescopic lances and wash brushes . . . 34
Vorwerk lances and wash brushes . . . 35
Wall brackets . . . 23
Wash brushes . . . 33
Wash brushes easywash365+ - large areas are completely clean from now on! . . . 33
Wash brushes with water flow . . . 37
Water inlet quick couplings "universal" . . . 13
Water intake filters . . . 30

Bayonet quick couplings

Couplings with tail



Straight. Brass

DN	R+M Nr.	↕
10 mm (3/8")	720 05	45
13 mm (1/2")	720 10	45
16 mm (5/8")	720 15	45
19 mm (3/4")	720 20	45
25 mm (1")	720 30	51
32 mm (1.1/4")	720 40	62
38 mm (1.1/2")	720 50	68



Swivel straight. Brass

R+M Nr.	↕
720 104	60
720 204	55
720 304	67
720 404	75



Suction coupling *. Brass

R+M Nr.	↕
724 30	79
724 15	74
724 25	78

* Leak proof. Twist on sleeve locks in place

Couplings with male and female thread



M thread. Brass

○	R+M Nr.	↕
1/4"	723 05	23
3/8"	723 10	24
1/2"	723 20	24
3/4"	723 30	22
1"	723 40	23
1.1/4"	723 50	26
1.1/2"	723 60	35



F thread. Flat seal. Brass

R+M Nr.	↕
722 10	23
722 20	23
722 30	23
722 40	23
723 00	28
723 01	30

Spare washer



Flat seal. For F thread

R+M Nr.	○
725 23	3/8"
725 24	1/2"
725 25	3/4"
725 26	1"
725 27	1.1/4"
725 28	1.1/2"



Gasket

R+M Nr.
725 20

Accessories



100 meshes/cm². Brass. Strainer insert. ⌀ 33 mm

R+M Nr.
725 30



Bayonet blank coupling with gasket. Brass

R+M Nr.
725 10



3-way distributor 3/4" F : 3/4" M : 3/4" M. Brass

R+M Nr.
725 05



3-way bayonet coupling. Brass

R+M Nr.
725 00

Low pressure quick coupling ST-45



ST-45. Nickel-plated brass. Quick Coupling : 3/4" F. 25 bar / 90° C

R+M Nr.
200 045 210



ST-45. Nickel-plated brass. Quick Coupling : 1" F. 25 bar / 90° C

R+M Nr.
200 045 230



ST-45. Nickel-plated brass. Plug nipple with hose barb 13-19 mm. 25 bar / 90° C

R+M Nr.
010 000 455



ST-45. Nickel-plated brass. Plug nipple with hose barb 19-25 mm. 25 bar / 90° C

R+M Nr.
010 000 456

KTW approved bayonet quick couplings are available on request!

Symbols ○ thread ↕ height DN nominal diameter ⌀ diameter

Water inlet quick couplings "universal"

Coupler plugs "universal"



F thread.
Brass.
With flat seal

⊙	R+M Nr.	↕
1/2"	728 310	37
3/4"	728 311	37
1"	728 312	40



M thread.
Brass

R+M Nr.	↕
728 320	39
728 321	37



F thread.
Brass + rubber.
Double exit

R+M Nr.	↕
728 465 4	72



F thread. Brass.
Elbow swivel.
With flat seal

R+M Nr.	↕
728 313	45



F thread.
Plastic.
With flat seal

R+M Nr.	↕
727 00	46
727 10	39
727 13	39

Hose couplings "universal" - premium quality

Premium quality.
Hose couplings with
6 stainless steel balls.



Brass.
With tension screw

DN	R+M Nr.	↕
12 - 15 mm (1/2")	728 330 5	51
16 - 19 mm (3/4")	728 331 5	54



Brass.
With tension screw
+ water stop

R+M Nr.	↕
728 335	52
728 336	56

Couplings "universal"



3/4" F thread.
Brass.
With flat seal

R+M Nr.	↕
728 334	44



3/4" M thread.
Brass

R+M Nr.	↕
728 333	40

Accessories



Filter.
Seal for 3/4" F

R+M Nr.
728 250



O-ring

R+M Nr.
727 000

Hose couplings "universal"



Plastic.
With tension screw

DN	R+M Nr.	↕
12 - 15 mm (1/2")	727 01	62
16 - 19 mm (3/4")	727 03	66



Plastic.
With tension screw
+ water stop

R+M Nr.	↕
727 41	66
727 43	70



Plastic.
With tension screw
+ stop valve

R+M Nr.	↕
727 45	101



Brass.
With tension screw

R+M Nr.	↕
728 330	51
728 331	56

Hose connectors



Brass

DN	R+M Nr.	↕
16 mm (1/2")	728 340	45



Plastic

R+M Nr.	↕
727 65	52

These brazen and plastic water inlet quick couplings "universal" are mutually compatible.

Spray guns

Shower head



Stainless steel. Housing plastic. Inlet 1/2" F.
Max. 8 bar / 60 °C

R+M Nr.
500 101

Gun with seven jet adjustments



Plug 16 mm (universal) and 3/4" F.
Max. 8 bar / 20 °C

R+M Nr.
726 419

Gun with infinitely variable jet adjustment



Plug 16 mm (universal) and 3/4" F.
Max. 8 bar / 20 °C

R+M Nr.
726 416

Spray nozzles

Spray nozzles



Adjustable with bayonet coupling

R+M Nr.
726 81



Adjustable with hose tail. Brass

R+M Nr.	DN
726 811	13 mm (1/2")

Ball valves



3/4" F : 3/4" M. Brass. Max. 8 bar / 50 °C

R+M Nr.
726 420

Micro Droplets Nozzle Holder

Fields of application:
Disinfection, humidification, cooling, dust suppression, decontamination, odor control in agricultural, food and construction industry, defence and firefighting technology, car washing and detailing



ST-78. Stainless steel

R+M Nr.	G
200 078 830	1/4" F

functioning of Micro Droplets Nozzle Holder

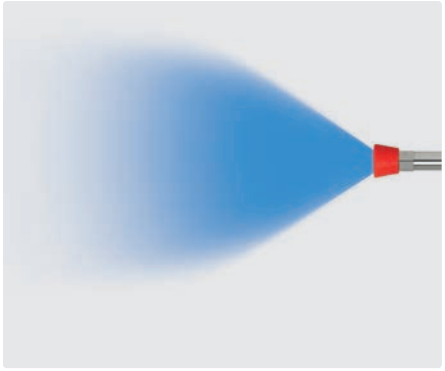

progressive, conical spray jet

Nozzles for Micro Droplets Nozzle Holder



M15x1 M. Stainless steel

R+M Nr.	D
200 078 412	1.2 mm
200 078 415	1.5 mm
200 078 418	1.8 mm
200 078 420	2.0 mm
200 078 423	2.3 mm
200 078 425	2.5 mm
200 078 430	3.0 mm
200 078 435	3.5 mm

Symbols D nozzle ⌀ diameter G inlet ⟲ outlet DN nominal diameter

Longcast lances



3/8" F. Stainless steel. Longcast lance 350 mm with insulation ST-29 Cool & Compact 330 mm, gun ST-2300, grip aside and nozzle protector made out of plastic without nozzle.
Max. 280 bar / 45 l/min / 100 °C

R+M Nr.		
200 078 510	nozzle protector without nozzle	3/8" F



1/2" F. Stainless steel. Longcast lance 350 mm with insulation ST-29 Cool & Compact 330 mm, gun ST-2320, grip aside and nozzle protector made out of plastic without nozzle.
Max. 150 bar / 80 l/min / 100 °C

R+M Nr.		
200 078 520	nozzle protector without nozzle	1/2" F



1/2" F. Stainless steel. Longcast lance 350 mm with insulation ST-29 Cool & Compact 330 mm, gun **easy**farm365+, grip aside and nozzle protector made out of plastic without nozzle.
Max. 250 bar / 60 l/min / 100 °C

R+M Nr.		
200 078 530	nozzle protector without nozzle	1/2" F swivel



1/4" M. Stainless steel. Longcast lance 350 mm with insulation ST-29 Cool & Compact 330 mm, grip aside and nozzle protector made out of plastic without nozzle.
Max. 280 bar / 130 l/min / 100 °C

R+M Nr.		
200 078 500	nozzle protector without nozzle	1/4" M

The longcast lance can be connected to a low pressure pump, to a high pressure pump, to the public water system or to the extinguishing water network.

The lance works in the medium pressure range. By means of its very good solidity, good handling and compactness the lance is especially suitable for the intensive use.

The lateral hand grip makes a stepless adjustment of the water jet during the operation possible. A long casting point jet or a progressive, conical spray jet can be set.

In order to realize ideal cleaning results the nozzle size needs to be adapted to the pump performance (pressure and flow rate).

Nozzles for longcast lances



M15x1 M. Stainless steel

R+M Nr.	D
200 078 412	1.2 mm
200 078 415	1.5 mm
200 078 418	1.8 mm
200 078 420	2.0 mm
200 078 423	2.3 mm
200 078 425	2.5 mm
200 078 430	3.0 mm
200 078 435	3.5 mm

functioning of longcast lance



progressive, conical spray jet



long casting full jet



Suttner low pressure guns

ST-1200 spray guns



Spray gun with adjustable spray angle.
Max. 24 bar / 100 l/min / 50 °C

R+M Nr.	M	G
201 200 500	brass	1/2" F



Spray gun with adjustable spray angle.
Max. 24 bar / 100 l/min / 50 °C

R+M Nr.	M	G
500 01	brass	1/2" F



Spray gun with adjustable spray angle.
Max. 24 bar / 100 l/min / 50 °C

R+M Nr.	M	G
201 200 520	stainless steel	1/2" F



Spray gun with adjustable spray angle.
Trigger guard. Max. 24 bar / 100 l/min / 95 °C

R+M Nr.	M	G
201 200 550	brass / stainless steel	1/2" F



Spray gun with adjustable spray angle.
Trigger guard. Max. 24 bar / 100 l/min / 50 °C

R+M Nr.	M	G
201 200 535	brass	1/2" F

Repair kits ST-1200



R+M Nr.	M
201 200 420	stainless steel



R+M Nr.	M
201 200 430	brass



Spray gun with adjustable spray angle.
Trigger guard. Max. 24 bar / 100 l/min / 50 °C

R+M Nr.	M	G
201 200 540	brass	1/2" F

functioning of low pressure guns



long casting full jet



conical spray jet

Further models of the spray guns ST-1200 are available on request.

Low pressure guns

RB35



Max. 12 bar / 50 l/min / 50 °C

R+M Nr.	M	⊂
500 535 500	brass	1/2" F swivel



Max. 12 bar / 50 l/min / 80 °C

R+M Nr.	M	⊂
500 535 510	stainless steel	1/2" F swivel

functioning of low pressure guns



long casting full jet



conical spray jet

RB65



Max. 24 bar / 60 l/min / 90 °C

R+M Nr.	M	⊂
500 565 00	brass	1/2" F swivel



Max. 24 bar / 100 l/min / 90 °C

R+M Nr.	M	⊂
500 565 10	brass	1/2" F swivel

Suttner low pressure guns

ST-860 low pressure



Spray gun with PA sealing seat and **PEEK valve body**. Resistant to chemicals.
Max. 210 bar / 30 l/min / 100 °C

R+M Nr.	⊂	⊃
200 860 500	1/4" F	1/4" F

ST-810 low pressure



Spray gun with **POM seat**. Resistant to chemicals.
Max. 140 bar / 30 l/min / 100 °C

R+M Nr.	⊃	⊂
200 810 520	1/4" F	3/8" F

Symbols M material ⊂ inlet ⊃ outlet

Chemical spray guns ST-510 & lances

Chemical spray guns ST-510 with lances



1000 - 2000 mm. Spray gun with telescopic lance made out of stainless steel and nozzle holder without nozzle. Spray gun with stainless steel V4A / AISI 316 ball being resistant to chemicals. Max. 25 bar / 30 l/min / 50 °C

R+M Nr.		
200 510 600	nozzle holder	1/2" F



600 mm. Spray gun with lance made out of stainless steel and nozzle nut without nozzle. Spray gun with stainless steel V4A / AISI 316 ball being resistant to chemicals. Max. 25 bar / 30 l/min / 50 °C

R+M Nr.		
200 510 550	nozzle holder	1/2" F



300 mm. Spray gun with lance made out of stainless steel and nozzle nut without nozzle. Spray gun with stainless steel V4A / AISI 316 ball being resistant to chemicals. Max. 25 bar / 30 l/min / 50 °C

R+M Nr.		
200 510 560	nozzle holder	1/2" F



600 mm. Spray gun with lance made out of plastic and nozzle nut without nozzle. Spray gun with stainless steel V4A / AISI 316 ball being resistant to chemicals. Max. 25 bar / 30 l/min / 50 °C

R+M Nr.		
200 510 700	nozzle holder	1/2" F



600 mm. Spray gun with lance made out of plastic and nozzle nut without nozzle.
Spray gun with acid-resistant ball. Max. 25 bar / 30 l/min / 50 °C

R+M Nr.		
200 510 705	nozzle holder	1/2" F



210 mm. Spray gun with lance made out of plastic and nozzle nut without nozzle. Spray gun with stainless steel V4A / AISI 316 ball being resistant to chemicals. Max. 25 bar / 30 l/min / 50 °C

R+M Nr.		
200 510 710	nozzle holder	1/2" F

Chemical spray gun ST-510



Gun with stainless steel V4A / AISI 316 ball being resistant to chemicals. Max. 25 bar / 70 l/min / 50 °C

R+M Nr.		
200 510 500	1/2" F	1/2" F

Filter



Plastic. Max. 50 °C

R+M Nr.
500 04

Suttner steam guns

The steam guns of the series ST-4000 and ST-860D are the ideal solution for cleaning tasks with steam. Both series are designed for a medium temperature of up to 200 °C and for a working pressure of max. 20 bar. By means of a specifically produced valve housing with 3/4" F made out of aluminium the ST-4000 is suitable for extremely high flow rates. The ST-860D is unbeatable in case of small and medium flow rates.

Apart from being enormously resistant to high temperatures the sealing copolymer is suitable for all liquids based on mineral oil as well as for inorganic acids, alkaline solutions, alcohol and anti-corrosion liquids based on amines and seawater or on their mixtures.

The fact that the hose connection is positioned in the front of the gun positively effects the professional handling with the gun as well as the heat radiation close to hand and body.

ST-860D steam gun



Professional steam gun ST-860D. Brass.
Max. 20 bar / 200 °C

R+M Nr.	⟲	⟳
200 860 550	1/4" F	1/4" F

ST-860D steam gun with lance



Professional steam gun ST-860D with lance 400 mm stainless steel, vented handle ST-9.1 220 mm and nozzle protector ST-12 without nozzle. Max. 20 bar / 200 °C

R+M Nr.	⟲	⟳
200 860 555	1/4" F NPT	1/4" F

ST-4000 steam gun with lance



Professional steam gun ST-4000 with lance 500 mm stainless steel with vented handle ST-9 380 mm and steam low pressure nozzle made out of stainless steel. Max. 20 bar / 200 °C

R+M Nr.	⟲	⟳
204 000 500	steam low pressure nozzle	3/4" F

Symbols ⟳ inlet ⟲ outlet

Low pressure hoses

Rubber hoses black



Black surface and interior. Industrial version for water and compressed air. Abrasion- and ozone-resistant. Burst pressure > 60 bar.
Max. 20 bar. -10 °C - +60 °C

Per metre

R+M Nr.	DN	
305 10	13 (1/2")	4
305 20	19 (3/4")	5
305 30	25 (1")	5

Complete rolls *

R+M Nr.	DN	↔	
305 101 00	13 (1/2")	100 m	4
305 201 00	19 (3/4")	100 m	5
305 301 00	25 (1")	100 m	5

Reinforced PVC hoses clear



Clear. Max. 60 °C.
Other dimensions are available on request

Per metre

R+M Nr.	DN	
306 40	6	3.0
306 50	8	3.0
306 55	9	3.0
306 60	10	3.0
307 10	12	3.0
306 70	13	3.0
306 80	16	3.0
306 90	19	3.5

Complete rolls

R+M Nr.	DN	↔	
306 401 00	6	100 m	3.0
306 501 00	8	100 m	3.0
306 550 50	9	50 m	3.0
306 600 50	10	50 m	3.0
307 100 50	12	50 m	3.0
306 700 50	13	50 m	3.0
306 800 50	16	50 m	3.0
306 900 50	19	50 m	3.5

Rubber hoses grey



Grey NBR surface. White, food safe interior. Suitable for hot and cold liquids. Resistant to animal fats. Burst pressure > 60 bar.
Max. 20 bar. -20 °C - +100 °C

Per metre

R+M Nr.	DN	
305 40	13 (1/2")	4.5
305 50	19 (3/4")	4.8

Spiral line hoses



Especially for suction. Suitable for vacuum.
-10 °C - +50 °C

Per metre

R+M Nr.	DN	
307 519	19 (3/4")	2.6
307 525	25 (1")	2.7
307 532	32 (1.1/4")	2.7
307 538	38 (1.1/2")	2.7
307 550	50 (2")	4.0

Complete rolls

R+M Nr.	DN	↔	
307 519 025	19 (3/4")	25 m	2.6
307 525 025	25 (1")	25 m	2.7
307 532 025	32 (1.1/4")	25 m	2.7
307 538 025	38 (1.1/2")	25 m	2.7
307 550 025	50 (2")	25 m	4.0

Reinforced PVC hoses blue



Max. 60 °C. Other dimensions are available on request

Per metre

R+M Nr.	DN	
080 000 310	9	3
306 71	13	3

Complete rolls

R+M Nr.	DN	↔	
306 560 50	9	50 m	3
306 710 50	13	50 m	3

Plastic hoses yellow



QUATTROFLEX PLUS + Yellow cover with light blue inner tube. 24-thread diagonal reinforcement: extremely pressure-resistant and dimensionally stable. No twisting, no kinking. Highest flexibility and temperature resistance. Abrasion and UV resistant. Lead and cadmium free Phthalate free, food safe. Burst pressure > 35 bar.
-20 °C - +60 °C

Complete rolls

R+M Nr.	DN	↔	
305 012 25	13 (1/2")	25 m	2.5
305 012 50	13 (1/2")	50 m	2.5
305 034 25	19 (3/4")	25 m	3.1
305 034 50	19 (3/4")	50 m	3.1

Clear PVC hoses



Especially for suction of chemicals. Max. 60 °C.
Other dimensions are available on request

Per metre

R+M Nr.	DN	
306 10	4	1.0
306 20	6	1.5
306 30	8	2.0

Complete rolls

R+M Nr.	DN	↔	
306 101 00	4	100 m	1.0
306 201 00	6	100 m	1.5
306 301 00	8	100 m	2.0

Reinforced PVC hoses yellow



Max. 60 °C. Other dimensions are available on request

Per metre

R+M Nr.	DN	
080 000 300	6	3
080 000 320	9	3

Complete rolls

R+M Nr.	DN	↔	
306 410 50	6	50 m	3
306 570 50	9	50 m	3

Symbols DN nominal diameter mm | wall thickness mm | ↔ length | P pressure | BP burst pressure | weight

Hose scissors



Hose scissors for plastic hoses. Suitable for an outer hose diameter of up to 28 mm

R+M Nr.
955 00



Spare blade

R+M Nr.
955 01

Hose reel trolley



Plastic. 2 plugs (universal).
Compatible with common plug-in systems.
1/2" hose (12 mm) max. 50 m.
5/8" hose (16 mm) max. 40 m.
H x D x W = 750 x 440 x 370 mm.
Max. 6 bar / 20 °C

R+M Nr.
761 60

Foodjet / foodjet 1500 - HP hose

Foodjet and foodjet 1500- High pressure hoses according to EN 854.
Particularly resistant to animal and **poultry fats**.

» Field of application: poultry processing industry.
» Suitable for oil, water, water-in-oil emulsions and water mixes with up to 50 % detergent.
» Surface synthetic rubber. Particularly abrasion-, oil-, ozone-resistant and weatherproof.
» Interior synthetic, oil-resistant rubber. Tight textile meshwork.
» -40 °C - +150 °C



R+M Nr.	DN	↔		P	BP	
303 60	12	10 - 95 m	3.5	80 bar	≥ 240 bar	0.21 kg



R+M Nr.	DN	↔		P	BP	
303 601 500	12	70- 100 m	4.5	125 bar	≥ 375 bar	0,3 kg

blufood® - food hose



blufood® - Food hose according to 2007/19/EC, 2002/72/EC, Regulation 10/2011. Designed for industrial foam applications.

» Field of application: foam hose and pre-spraying hose in the food industry.
» Suitable for contact with liquid food products.
» Suitable for water and water mixes of usual cleaning detergents.
» PVC hose with five layers and a smooth surface.
» Reinforcing twofold textile meshwork.
» -20 °C - +70 °C

R+M Nr.	DN	↔		P 20 °C	P 70 °C	BP 20 °C	
303 70	12	10 -100 m	5	50 bar	30 bar	≥ 240 bar	0.32 kg
303 700 019	19	10 - 60 m	6	40 bar	15 bar	≥ 200 bar	0.61 kg

PUREClean365+® 40 - food hose

PUREClean365+® 40 - Food hose according to (EC) 2002/72, (EU) 10/2011, (EG) 1935/2004 and (EG) 2023/2006.
Designed for industrial foam applications.

» Field of application: foam hose and pre-spraying hose in the food industry.
» Suitable for contact with liquid food products.
» Suitable for water and water mixes of usual cleaning detergents.
» PVC hose with three layers and a smooth surface.
» Increased 1-layer rot-proof textile mesh.
» -20 °C - +70 °C



R+M Nr.	R+M Nr.	R+M Nr.	R+M Nr.
303 660 40	303 660 41	303 660 42	303 660 43

DN	↔		P 20 °C	P 70 °C	BP 20 °C	
12	10 - 100 m	4.5	100 bar	45 bar	≥ 250 bar	0.25 kg

PUREClean365+® 100 - food hose

PUREClean365+® 100 - Food hose according to (EC) 2002/72, (EU) 10/2011, (EG) 1935/2004 and (EG) 2023/2006.
Designed for industrial foam applications.

» Field of application: foam hose and pre-spraying hose in the food industry.
» Suitable for contact with liquid food products.
» Suitable for water and water mixes of usual cleaning detergents.
» PVC hose with three layers and a smooth surface.
» Increased 1-layer rot-proof textile mesh.
» -20 °C - +100 °C
» **About 20 % lighter and more flexible than comparable hose types**



R+M Nr.	DN	↔		P 20 °C	P 100 °C	BP 20 °C	
303 661 00	12	10 - 100 m	4,5	40 bar	18 bar	≥ 200 bar	0.25 kg

Hose tails

Male thread



Brass.
Max. 150 °C

DN	○	R+M Nr.	↕
4 mm	1/8"		
6 mm	1/8"	710 00	31
6 mm	1/4"	710 10	35
6 mm	3/8"	710 40	36
6 mm	1/2"	710 65	40
8 mm	1/8"	710 05	31
8 mm	1/4"	710 20	34
8 mm	3/8"	710 50	38
8 mm	1/2"	710 70	49
10 mm	1/4"	710 25	34
10 mm	3/8"	710 55	35
12 mm	1/4"	710 30	35
12 mm	3/8"	710 60	38
12 mm	1/2"	710 80	50
12 mm	3/4"	710 90	47
16 mm	1/2"	710 85	40
16 mm	3/4"	710 95	49
19 mm	1/2"	711 21	63
19 mm	3/4"	711 00	47
19 mm	1"	711 20	49
25 mm	3/4"		
25 mm	1"	711 10	55



Stainless steel.
Max. 150 °C

R+M Nr.	↕
710 009	33
710 19	49
710 29	48
710 79	
710 559	36
710 89	49
711 219 9	53
711 09	51
711 259	70



Plastic.
Max. 60 °C

R+M Nr.	↕
712 05	27
712 10	33
712 20	38
712 40	39
712 30	41
712 50	41
712 70	49
712 55	44
712 60	46
712 80	54
712 90	58



Plastic.
Max. 60 °C

R+M Nr.	↕
713 10	21
713 20	26
713 40	26
713 30	28
713 50	33
713 70	37
713 32	30
713 60	32
713 80	36

Female thread



Brass.
Max. 150 °C

DN	○	R+M Nr.	↕
6 mm	1/4"	710 104	33
8 mm	1/4"	710 204	33
8 mm	3/8"	710 504	33
8 mm	1/2"	710 704	36
12 mm	3/8"	710 604	40
12 mm	1/2"	710 804	38

2/3 hose tails

Filter



Flat seal

R+M Nr.	○
725 40	3/4"



Brass.
Max. 150 °C

DN	○	R+M Nr.	↕
10 mm	1/2"		
10 mm	3/4"		
13 mm	1/2"	711 52	34
13 mm	3/4"	711 50	36
13 mm	1"	711 51	41
19 mm	3/4"	711 55	39
19 mm	1"	711 56	38
25 mm	1"	711 57	40



Plastic.
Max. 60 °C

R+M Nr.	↕
711 60	49



Brass.
Max. 150 °C

R+M Nr.	↕
711 68	41
711 75	41
711 70	42
711 77	46

Hose connectors

DN
6 mm
8 mm
12 mm



Plastic.
Max. 60 °C

R+M Nr.	↕
715 10	49
715 20	56
715 30	73



Plastic.
Max. 60 °C

R+M Nr.	↔	↕
717 10	50	26
717 20	58	30
717 30	68	36



Plastic.
Max. 60 °C

R+M Nr.	↕
716 10	46
716 20	53
716 30	68

Symbols DN nominal diameter ○ thread ↕ height ↔ length VPE packing unit ⌀ diameter M material TYP type

Hose clamps

1.4016 stainless steel housing and band.
Hexagon screw zinc-plated. Worm gear high tension.
Flat tape inner sides with turned up rims.
According to DIN 3017, W2



W4 and W5 completely rust-free, is available on request

Clamps with hexagon screw. ↕ 9 mm

R+M Nr.	VPE	∅
735 10	1	8 - 12 mm
735 20	1	10 - 16 mm
735 30	1	12 - 20 mm
735 40	1	16 - 25 mm
735 50	1	20 - 32 mm
735 60	1	25 - 40 mm
735 70	1	32 - 50 mm
735 80	1	50 - 70 mm

R+M Nr.	VPE	∅
735 101 00	100	8 - 12 mm
735 201 00	100	10 - 16 mm
735 301 00	100	12 - 20 mm
735 401 00	100	16 - 25 mm
735 501 00	100	20 - 32 mm
735 601 00	100	25 - 40 mm
735 701 00	100	32 - 50 mm
735 801 00	100	50 - 70 mm

Heavy duty clamp

Heavy duty clamp completely stainless steel X5CrNi1810. According to DIN 1.4301/AISI 304







Clamp with hexagon bolt. W4. ↕ 20 mm

R+M Nr.	VPE	∅
736 029 401	1	29 - 31 mm

R+M Nr.	VPE	∅
736 032 401	1	32 - 35 mm

Wall brackets

Hose holders



Holding capacity 1/2" = 40 m - 3/4" = 30 m.
Hole spacing 140 mm.
W x H x D = 260 x 165 x 170 mm

R+M Nr.	M
110 00	plastic

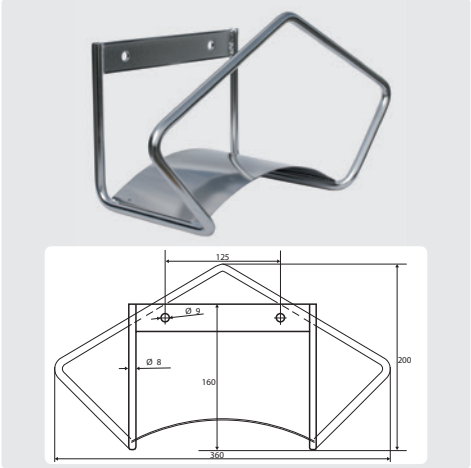

Holding capacity 1/2" = 40 m - 3/4" = 30 m.
Hole spacing 125 mm.
W x H x D = 360 x 200 x 170 mm

R+M Nr.	M
110 06	polished stainless steel 1.4301

Brush holder



Suitable for all brushes.
Hole spacing 202 mm.
W x H x D = 250 x 90 x 100 mm

R+M Nr.	M
108 290 30	stainless steel

Hose holder aluminium



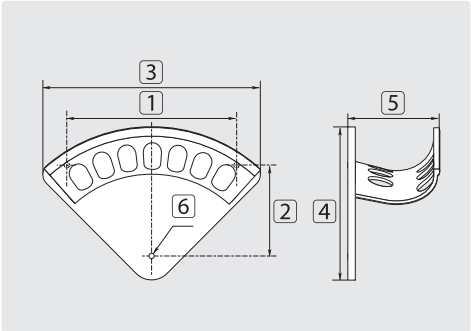

R+M Nr.	TYP	holding capacity	1	2	3	4	5	6
110 01	S	1/4" = 30 m - 3/8" = 20 m	155	77	188	145	70	∅ 5.5
110 02	M	3/8" = 30 m - 1/2" = 20 m	255	107	266	200	108	∅ 6.0
110 03	L	1/2" = 30 m - 3/4" = 20 m	272	145	348	255	143	∅ 8.0
110 031	XL	3/4" = 30 m - 1" = 20 m	366	162	417	307	187	∅ 10.0

Pre-spraying kits

Low pressure injectors



Injector with metering valve. Suction hose 1,000 mm. Suction filter ST-31. 2 bar - max. 10 bar

R+M Nr.	⊂	⊃
545 101	3/4" F	3/8" F



Min. 2 bar - max. 10 bar. Output of approx. 150 l/h at 2 bar. Mixing of chemicals approx. 0 - 11.5 %

R+M Nr.		TYP	D	⊂	⊃
200 060 700	**1**	ST-60.1	1.6	3/8" M	3/8" F
200 060 710	**1**	ST-60.1	1.8	3/8" M	3/8" F
050 000 370	**2**	o-ring			
200 061 500	**3**	metering valve		hose tail ⌀ 6 mm	

Ball valves

Standard

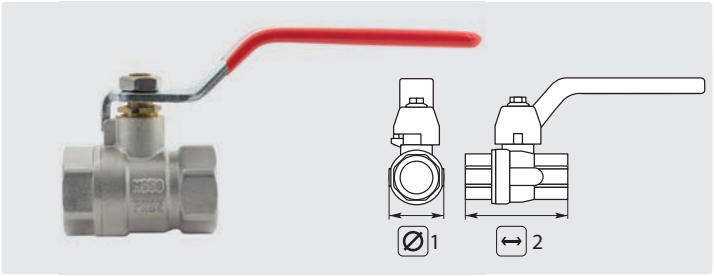

Nickel-plated brass. Ball chrome-plated.
Max. 25 bar / 60 °C

R+M Nr.	○	⌀ 1	↔ 2	SW
705 10	1/4" F	23.5	40	19
705 20	3/8" F	23.5	40	19
705 30	1/2" F	28.0	46	24
705 40	3/4" F	34.7	53	30
705 50	1" F	42.5	64	37

Ball valves with butterfly handle



Nickel-plated brass. Ball chrome-plated.
Max. 210 bar / 80 °C

R+M Nr.	○	⌀ 1	↔ 2
705 383 82	3/8" F	30 mm	75 mm
705 121 22	1/2" F	36 mm	85 mm

Symbols ⊂ inlet ⊃ outlet ↔ length ↕ height TYP type ○ thread D nozzle DN nominal diameter V voltage SW hexagon

Metering valves

ST-66 with check valve



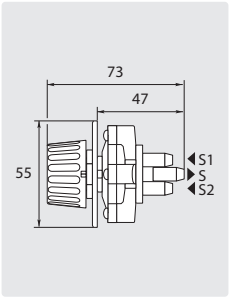

S = barb to pump. S1 = input barb 1. S2 = input barb 2

R+M Nr.	TYP
200 066 500	knob black
200 066 501	knob red

ST-66 without check valve



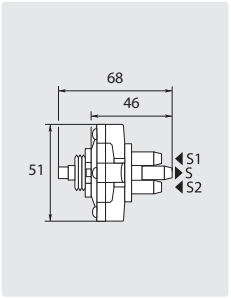

S = barb to pump. S1 = input barb 1. S2 = input barb 2

R+M Nr.	TYP
200 066 515	without knob

Valves with spindle



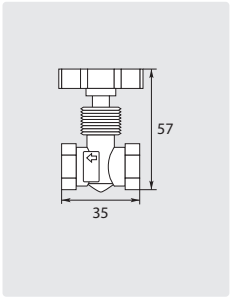

Max. 250 bar / 80 °C

R+M Nr.	⟲ : ⟳	TYP
535 10	1/4" F	without knob
535 15	1/4" F	with knob (panel mounting)

Solenoid valves Bürkert normally closed NC

Type 6213 without connector



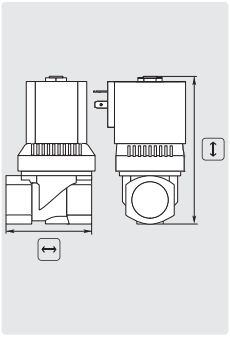

0 - 10 bar / -10 - +80 °C.
NBR seal (air, water)

R+M Nr.	○	DN	coil	↔	↕
836 125 658	1/2"	13	24 V-50 Hz/8 W	59	99
836 125 660	1/2"	13	230 V-50 Hz/8 W	59	99
836 125 657	1/2"	13	24 V =	59	99
836 126 273	3/4"	13	24 V-50 Hz/8 W	59	99
836 126 275	3/4"	13	230 V-50 Hz/8 W	59	99
836 221 618	3/4"	13	24 V =	65	99
836 221 634	1"	20	24 V =	80	119
836 126 289	1"	20	24 V-50 Hz/8 W	80	119
836 126 291	1"	20	230 V-50 Hz/8 W	80	119

Coil type 5281-6213



50 Hz

R+M Nr.	V
836 126 436	24 V/8 W
836 126 430	230 V/8 W

Further solenoid valves are on page 79 and 88. Other models are available on request.

Type 6013 without connector



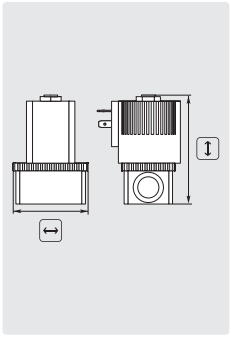

0 - 25 bar / -10 - +120 °C. FKM seal (hot air, oxygen, chemicals)

R+M Nr.	○	DN	coil	↔	↕
836 137 538	1/4"	2	24 V-50 Hz/8 W	49	72
836 137 540	1/4"	2	230 V-50 Hz/8 W	49	72
836 137 537	1/4"	2	24 V =	49	72

Coil type 6013



50 Hz

R+M Nr.	V
836 645 556	24 V/8 W
836 645 558	230 V/8 W

Connector



R+M Nr.
833 50

Distributor connector block



Stainless steel. 2 x 3 connections.
H x W x D: 36 x 193 x 40 mm. 290 g.
Max. 10 bar. 150 °C

R+M Nr.	6 x ○	⟳	⟲
725 061 012	1/2" F	1" F	1" F



Stainless steel. 4 connections.
H x W x D: 36 x 243 x 40 mm. 390 g.
Max. 10 bar. 150 °C

R+M Nr.	4 x ○	⟳	⟲
725 041 012	1/2" F	1" F	1" F



Descaling pumps and softening agents

ST-15 descaling softening pumps



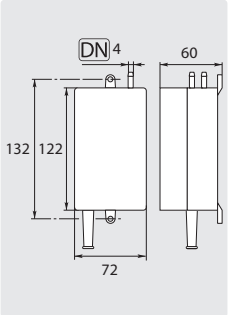



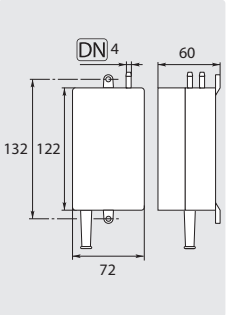

For trailer mounted pressure washers

R+M Nr.	hp cleaner	V	←
200 015 500	< 600 l/h	230 V - 50 Hz	35
200 015 510	< 600 l/h	24 V - 50 Hz	35
200 015 505	> 600 l/h	230 V - 50 Hz	70
200 015 535	> 900 l/h	230 V - 50 Hz	140
200 015 525	> 900 l/h	24 V - 50 Hz	140

R+M Nr.	hp cleaner	V	←
200 015 526	> 900 l/h	12 V =	140

Softening agents



This product bounds the minerals causing the hardness. The coil is protected against calcination.
Application:
4 ml / °dH / cbm water.
1 palett = 84 cardboard boxes (6 x 1 l)

R+M Nr.	unit	
950 10	box	6 x 1 l
950 40	container	10 l
950 50	container	20 l
950 20	drum	200 l

Low pressure valves

Check valves & intake filter



R+M check valve. Valve nylon with rubber seal. Stainless steel spring. Avoids backflow in any position

○	R+M Nr.	↕	P
3/8"	733 004	44 mm	16 bar
1/2"	733 054	48 mm	16 bar
3/4"	733 104	53 mm	16 bar
1"	733 204	58 mm	16 bar
1.1/4"	733 304	66 mm	10 bar



Intake filter.
Nylon thread.
Stainless steel mesh

R+M Nr.	⊘	↕
732 80	18 mm	42 mm
732 70	22 mm	38 mm
732 60	28 mm	50 mm
732 90	36 mm	57 mm
732 95	43 mm	65 mm

Backflow preventers



Chrome-plated brass. Backflow preventer according to DIN 19884 and DIN EN 1717. Avoids that cleaning agents come into the potable drink circuit in case of excess pressure in the water pipe. Required when direct connection to pump

R+M Nr.	○	DN	↕
734 10	3/4"	20	61 mm

Endangerment of drinking water

It is a TYPE HD pipe aerator, which completely covers the risk in category 1 and 2, and only partially in category 3. **Not permitted for categories 4 and 5.**
Use is only intended for private use.

Type of hazard according to DIN EN 1717 (DIN 1988-4)

category 1	category 2	category 3	category 4	category 5
Industrial or drinking water, **without** any health risk or impairment (smell, taste, color)	Liquid **without health risk**, but with adverse effects (smell, taste, color, temperature)	Liquid, with a **health hazard due to low toxic** substances (glycol, caustic soda, copper sulfate solution ...)	Liquid with a **strong health hazard**. Toxic, carcinogenic, mutagenic or radioactive substances.	Liquid with a **life-threatening risk** from microbial or viral pathogens.

According to the EU directives EN 60335-2-79:2010 currently in force, the water that passes through a high pressure cleaner is no longer considered fit for drinking. This is why such a cleaner cannot be connected directly to the drinking water supply network unless a back flow preventer disconnector has been fitted.

Pressure gauges

Glycerin filled



⌀ 63 mm. Housing stainl. steel.
1/4" M. Inlet at the bottom

R+M Nr.	pressure range
548 90	0 - 25 bar
549 00	0 - 40 bar

Undamped

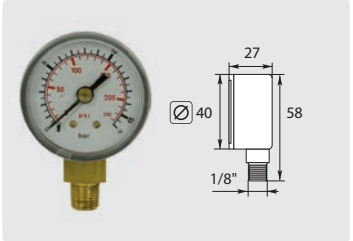

⌀ 40 mm. Housing plastic. 1/8" M.
Inlet at the bottom

R+M Nr.	pressure range
547 10	0 - 16 bar

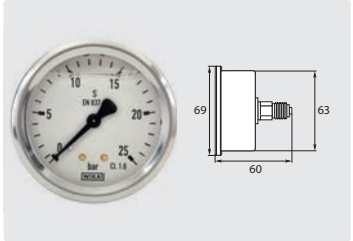

⌀ 63 mm. Housing stainl. steel.
1/4" M. Inlet at the back: Type WIKA

R+M Nr.	pressure range
548 025	0 - 25 bar

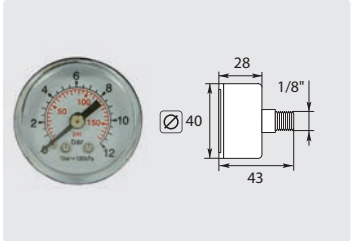

⌀ 40 mm. Housing plastic.
1/8" M. Inlet at the back

R+M Nr.	pressure range
547 50	0 - 12 bar

Further pressure gauges are on page 78.

Suttner intake filter & suction sets

ST-35 intake filter for water

Heavy version made out of plastic.
Valve nylon with rubber seal.
Stainless steel spring and screen.
Max. 60 °C



Without check valve

DN
13 - 19 mm
19 - 25 mm

R+M Nr.	⌀	↕
200 035 500	80	147
200 035 530	80	147



With check valve

R+M Nr.	⌀	↕
200 035 510	80	147



Without check valve

R+M Nr.	⌀	↕
200 035 600	86	225
200 035 630	86	225

Suction sets with suction filter ST-35



R+M Nr.	TYP	G	↔
731 12	without valve *	ÜM 3/4" F	3 m
731 21	with valve *	ÜM 3/4" F	3 m

* check valve

Intake filter for chemicals



DN 6 mm. Fine filter. Fine core stainless steel screen with brazen bottom

R+M Nr.	⌀	↕
730 25	22	55



DN 6 mm. ST-32. Brass

R+M Nr.	⌀	↕
200 032 800	20	32



DN 6 - 8 mm. ST-32. Stainless steel

R+M Nr.	⌀	↕
200 032 600	19	39



DN 6 - 8 mm. ST-31 without check valve. Plastic. Brass weight

R+M Nr.	⌀	↕
200 031 600	20	75



DN 6 - 8 mm. ST-31 without check valve. Plastic. Stainless steel weight

R+M Nr.	⌀	↕
200 031 615	20	75



DN 6 - 8 mm. ST-31R with check valve. Plastic. Brass weight

R+M Nr.	⌀	↕
200 031 610	20	75



DN 6 - 8 mm. ST-31R with check valve. Plastic. Stainless steel weight

R+M Nr.	⌀	↕
200 031 611	20	75

Symbols DN nominal diameter V voltage ↔ flow ↕ height ⌀ diameter ○ thread TYP type G inlet ↔ width volume shipment by truck

Float tanks

Suttner float tank



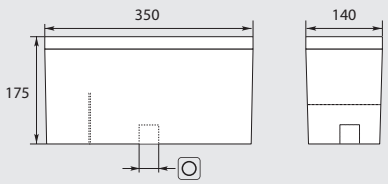

R+M Nr.	○	⍐
020 000 780	3/4"	7 l

Float tank with intake spray wall.
Avoids air circulation

Cover Suttner float tank



R+M Nr.
020 000 800

Water tank for wall mounting, 60 liters

» Material: Stainless steel
» Well thought-out solution for simple wall mounting
» Including cover, wall bracket and baffle, for calming water
» Professionally processed stainless steel with integrated inlet and outlet openings (inlet: Ø 27 mm for 3/4"-m and outlet: 3/4"-f)
» Tank capacity: 60 liters

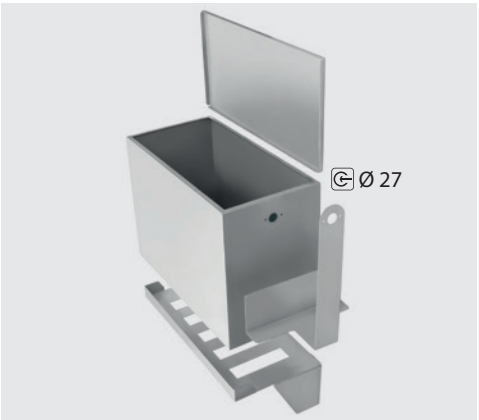



Stainless steel. Incl. Wall bracket, baffle and cover.
21 kg

R+M Nr.	⍈	H x W x D mm
105 000 030	3/4" F	591.5 x 607 x 307

new







Optional:
Ball valve (705 50 + 571 20), float valve ST-8 (200 008 520 + 571 00) or float valve AK, e.g. (701 405) with mounting flange (701 41), low-pressure quick coupling ST-45 (200 045 210) and coupling plug with hose nozzles (010 000 455/010 000 456)

Symbols ⌀ inner diameter ⍇ inlet ⍈ outlet DN nominal diameter TYP type ○ thread ⍐ volume ← flow

Float valves

AK with ball horizontal



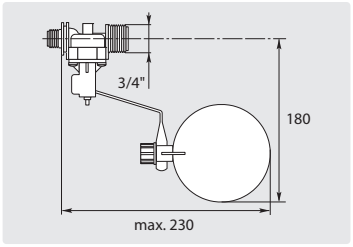

Plastic. Pressure 0.3 - 10 bar.
Max. 22 l/min / 60 °C

R+M Nr.			
701 402	3/4" M	3/4" M	10 mm

AK with ball vertical



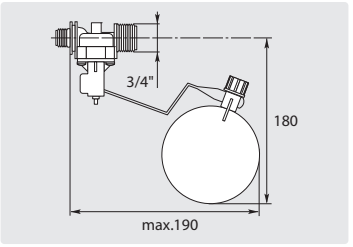

Plastic. Pressure 0.3 - 10 bar.
Max. 22 l/min / 60 °C

R+M Nr.			
701 404	3/8" M	3/4" M	10 mm

AK with PE float



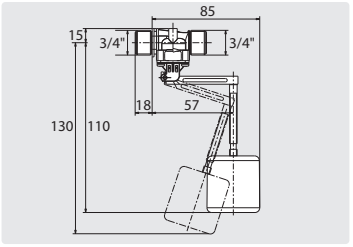

PE float. Pressure 0.3 - 10 bar.
Max. 22 l/min / 60 °C

R+M Nr.			
701 405	3/4" M	3/4" M	10 mm

AK with PE float



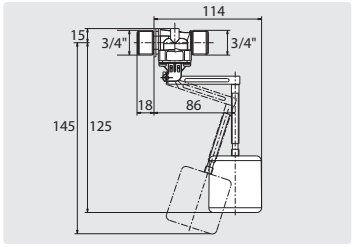

PE float. Pressure 0.3 - 10 bar.
Max. 22 l/min / 60 °C

R+M Nr.			
701 408	3/4" M	3/4" M	10 mm

AK with ball



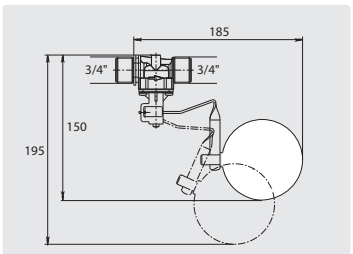

Plastic. Pressure 0.3 - 10 bar.
Max. 22 l/min / 60 °C

R+M Nr.			
701 403	3/4" M	3/4" M	10 mm

Accessories AK



Ball

R+M Nr.
701 43



Membrane

R+M Nr.
701 42

Accessories AK valves



Clamp

R+M Nr.
701 41



Hose tail DN 13 mm

R+M Nr.	
711 60	3/4" F

ST-8 with ball



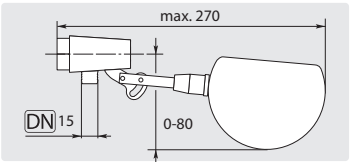

Brass / plastic.
Max. 10 bar / 22 l/min / 60 °C

R+M Nr.		
200 008 520	1/2" F	12 mm

Ball ST-8



R+M Nr.	TYP
030 000 180	swimmer
020 000 610	screw

PEKI without ball



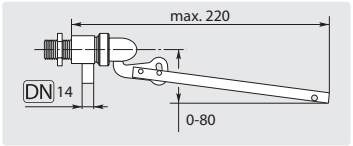

3/8" M. Brass. Max. 10 bar / 85 °C

R+M Nr.		
701 00	16 l/min	8 mm
701 05	30 l/min	12 mm

Ball PEKI



Max. 60 °C

R+M Nr.
701 35



Stainless steel. 85 °C. Suitable for 701 05

R+M Nr.
701 39

Seal kit PEKI



R+M Nr.
701 001

Level sensor LS809-51



Plastic. Cable length 500 mm. 2-core cable. 250 V / 1 A / 70 W. -30 °C - +105 °C

R+M Nr.
701 880 951

Plastic



Brass / plastic. 3/4" M.
DN 9.5. Max. 60 °C

R+M Nr.
701 500 100

Water intake filters

R+M filter



Aluminium. Complete with screen (stainless steel). 300 microns. Max. 10 bar / 60 l/min / 80 °C

R+M Nr.	⊂	⊃	↔	↕
730 504	1/2" F	1/2" M	83	34



Screen.
Stainless steel

R+M Nr.	microns
730 504 03	300

ST-33



Complete with screen (stainless steel).
400 micron. Max. 10 bar / 60 l/min / 60 °C

R+M Nr.	⊂	⊃	↔	↕
200 033 540	1/2" F	1/2" M	69	38



Screen.
Stainless steel

R+M Nr.	microns
120 000 765	400

ST-33



Complete with filter fine core washable (stainless steel and plastic). ↔ 95 mm
↕ 112 mm. Max. 6 bar / 60 °C / 50 l/min

R+M Nr.	⊂	⊃	microns
200 033 700	3/4" F	3/4" M	50
200 033 705	1/2" F	1/2" M	125



Filter fine core washable.
Stainless steel + plastic

R+M Nr.	microns
020 001 735	50
020 001 737	125



Complete with filter fine core washable (stainless steel and plastic). 50 microns.
Max. 6 bar / 60 °C / 50 l/min

R+M Nr.	⊂	⊃	↕
200 033 900	3/4" F	3/4" M	141



Filter fine core washable.
Stainless steel + plastic

R+M Nr.	microns
020 000 670	50

Water filter 3”



Complete with screen (plastic).
60 microns.
Max. 10 bar / 50 l/min / 50 °C

R+M Nr.	⊂	⊃	↕
734 40	3/4" M	3/4" F	123



Screen.
Plastic.
60 microns

R+M Nr.
734 703

Y-filter



Complete with screen (stainless steel). 500 microns.
Max. 10 bar / 60 l/min / 60 °C

R+M Nr.	⊂	⊃	↕
732 038	3/8" F	3/8" F	58
732 012	1/2" F	1/2" F	58
732 034	3/4" F	3/4" F	70

Filter DN 17



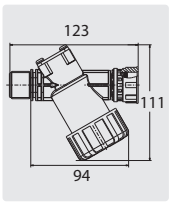

Complete with screen
With integrated shut-off valve for the flow of water. *
250 microns.
Max. 10 bar / 120 l /min / 90 °C

R+M Nr.	⊂	⊃	↔
732 923 00	3/4" M	3/4" F	123

* A pre-shut-off is not neccessary.



Filter fine core washable.
Stainless steel + plastic.
250 microns

R+M Nr.
732 005 945

The higher the number of microns the more coarsely meshed are the meshes: **500 microns = coarse . 50 microns = fine**

Symbols ★ marking ⊓ filter ○ thread ↔ length ↕ height TYP type ⇐ flow

Filter housings without cartridge filter

Plastic



2-pieces. With drain.
Female thread brass.
Max. 10 bar / 50 °C

R+M Nr.	★	○	fi	↕
734 50	■	3/4"	5"	188
734 60	■	1"	5"	188
734 81	■	1-1/4"	9.3/4"	310
734 70	■	3/4"	9.3/4"	310
734 80	■	1"	9.3/4"	310
734 820 034	■	3/4"	20"	583
734 820 001	■	1"	20"	583



3-pieces. With drain.
Female thread brass.
Max. 10 bar / 40 °C

R+M Nr.	★	○	fi	↕
734 290 03	■	3/4"	5"	207
734 290 11	■	1"	5"	207
734 290 04	■	3/4"	9.3/4"	337
734 290 05	■	1"	9.3/4"	337

Brass / plastic



3-pieces. With drain. Head nickel-plated brass. Filter cup plastic.
Max. 15 bar / 40 °C

R+M Nr.	★	○	fi	↕
734 330 2	■	1"	9.3/4"	315

Stainless steel



3-pieces. With drain, key for housing and mounting bracket.
Max. 20 bar / 120 °C

R+M Nr.	★	○	fi	↕
734 304 1	■	1"	9.3/4"	350

Screen housings



Filter 2-pieces. Plastic. Max. 50 °C

R+M Nr.	★	TYP
734 504	■	small*
734 704	■	big*



Filter 3-pieces. Plastic. Max. 40 °C

R+M Nr.	★	TYP
734 200 13	■	small**
734 200 14	■	big**
734 330 21	■	big**

O-ring



R+M Nr.	★
734 506	■■■
734 510	■
734 200 70	■■
734 304 11	■

Centering unit



For assembly.
Centering aid

R+M Nr.	★
734 210 36	■■

Mounting brackets



Single. Zinc-plated steel

R+M Nr.	★
734 299 02	■■



Single. Plastic

R+M Nr.	★
734 507	■■■



Double. Plastic

R+M Nr.	★
734 508	■■■

Keys for housing



For plastic head. For 2 pieces filter housing.

R+M Nr.	★
734 505	■■■



For brass head. For 3 pieces filter housing.

R+M Nr.	★
734 300 1	■
734 299 01	■■

* with o-ring ** without o-ring

Cartridge filter



Plastic cleanable. Reinforced version.
Max. 40 °C

R+M Nr.	★	⌀	microns	↕
734 293 00		5"	60	125
734 293 02		9.3/4"	60	250
734 293 03		9.3/4"	120	250



Plastic cleanable.
Max. 40 °C

R+M Nr.	★	⌀	microns	↕
734 55		5"	60	128
734 54		5"	150	128
734 75		9.3/4"	60	250
734 74		9.3/4"	150	250



Cotton.
Max. 40 °C

R+M Nr.	★	⌀	microns	↕
734 57		5"	5	128
734 56		5"	20	128
734 77		9.3/4"	5	250
734 76		9.3/4"	20	250



Iron remove filter

R+M Nr.	★	⌀	⟵	↕
734 709 060		9.3/4"	0.85	250



Water softener. Polyphosphate

R+M Nr.	★	⌀	⟵	↕
734 58		5"	1.8	125

The filters 734 709 060 and 734 58 are not suitable for the water supply of pumps.



Polypropylene. Max. 40 °C

R+M Nr.	★	⌀	microns	↕
734 720 006		20"	5	510
734 720 050		20"	50	510



Stainless steel. Max. 120 °C

R+M Nr.	★	⌀	microns	↕
734 709 050		9.3/4"	50	250

The higher the number of microns the more coarsely meshed are the meshes: **500 microns = coarse . 50 microns = fine**

Symbols ★ marking ⌀ filter ○ thread ↕ height TYP type ⟵ flow

easywash365+ wash brushes - large areas are completely clean from now on!

By means of a very wide work surface of approx. 260 x 80 mm the **easy**wash365+ wash brush is especially designed for the efficient cleaning of large areas such as railway carriages, tramcars, omnibuses, caravans, trucks, boats and ships, facades, greenhouses as well as vehicles, motorcycles and many more.

Fine and extremely soft natural bristles with split ends ensure an especially gentle cleaning of sensitive surfaces such as windows and car finish. The solid body of the **easy**wash365+ wash brush consists of 152 bristle bundles which are attached undetachably by means of multi-component synthetic resin.

Our **easy**wash365+ wash brush convinces all users working in the self-service foam- and prewash of an ideal and very easy handling. The soft coating of the body made out of thermoplastic elastomer demonstrably protects sensitive surfaces from damages.

The inlet of the **easy**wash365+ wash brush is equipped with a brass insert with 1/4" female thread which is fixed in the body. By means of an additional grub screw the high pressure lances available at self-service bays are safe from twisting and theft. Therefore, the grub screw needs to be screwed to the lance tube. **Further fastening plates or protection against theft are not required.**

13 outlet ports at the bottom of the **easy**wash365+ wash brush enable the required water flow and guarantee a convincingly good foam quality at the same time.



Wash brushes



A= 270. B= 260 x 80 mm. Hog hair.
Max. 40 l/min / 60 °C

R+M Nr.	C	
200 023 550	60 mm	1/4" F



A= 270. B= 260 x 80 mm. Hog hair.
Max. 40 l/min / 60 °C

R+M Nr.	C	
200 023 650	90 mm	1/4" F



A= 270. B= 260 x 80 mm. Hog hair / synthetic.
Max. 40 l/min / 60 °C

R+M Nr.	C	
200 023 660	90 mm	1/4" F

Wash brushes

Wash brushes



A= 260. B= 230 x 80 mm. Hog hair.
Max. 50 °C

R+M Nr.	C
200 023 500	60 mm
200 023 600	90 mm

Wash brush with cover



A= 260. B= 230 x 80 mm. Hog hair.
Max. 50 °C

R+M Nr.	C	
200 023 710	60 mm	1/4" F



A= 260. B= 230 x 80 mm. Hog hair.
With stainless steel frame.
Max. 50 °C

R+M Nr.	C	
200 023 735	60 mm	1/4" F



A= 260. B= 230 x 80 mm. Hog hair.
With stainless steel frame.
Max. 50 °C

R+M Nr.	C	
200 023 736	90 mm	1/4" F

Covers



Cover suitable as theft protection for wash brushes. Plastic.
Max. 50 °C

R+M Nr.	B
020 001 540	230 mm

Frames for wash brushes



Frame with fixing bolts. Stainless steel.
Max. 60 °C

R+M Nr.	B	
200 023 560	230 mm	1/4" F



Frame. Stainless steel.
Max. 60 °C

R+M Nr.	B	
200 023 570	230 mm	1/4" F

Telescopic lances and wash brushes

Telescopic lances with coarse thread



Telescopic lances with coarse thread. Telescopic handle without water flow

R+M Nr.	↔
525 050	900 - 1,800 mm
525 070	1,800 - 3,600 mm
525 085	1,800 - 5,400 mm
525 100	2,400 - 7,200 mm



Telescopic lances with coarse thread. Telescopic handle with water flow

R+M Nr.	↔	○
525 200	900 - 1,800 mm	coupler plug "universal"
525 300	1,800 - 3,600 mm	coupler plug "universal"

Wash brushes with coarse thread



Bristles 60 mm. Soft. 250 x 80 mm

R+M Nr.	VPE
525 000	1



Bristles 60 mm. Hard. 250 x 80 mm

R+M Nr.	VPE
525 010	1

R+M EcoLine with coarse thread



Bristles 60 mm. Hard. 250 x 80 mm

R+M Nr.	VPE
525 015	1
525 016	6

Accessories for telescopic lances with coarse thread



Screw connection

R+M Nr.
525 901



Angle adaptor

R+M Nr.
525 040



Ball valve. 3/4" F : 3/4" M. Brass

R+M Nr.
726 420

Further telescopic lances are on page 271 and further wash brushes are on pages 298-301.

Vorwerk lances and wash brushes

The original



Extension pipe with water flow

R+M Nr.	↔	⟲	⊂
523 790 1	1,000 mm	1/4" M	1/4" F
523 790 2	1,500 mm	1/4" M	1/4" F
523 790 3	2,000 mm	1/4" M	1/4" F

Vorwerk wash brushes



A= 300. B= 300 x 100 mm. Nylon

R+M Nr.	C	⊂
523 780	60 mm	1/4" F



A= 240. B= 230 x 80 mm. Hog hair

R+M Nr.	C	⊂
523 70	60 mm	1/4" F
523 75	90 mm	1/4" F



Brush. A= 260. B= 230 x 80 mm.
Hog hair

R+M Nr.	C
523 72	60 mm
523 73	90 mm



Frame. 260 mm.
Aluminium

R+M Nr.	⊂
523 76	1/4" F

Adaptor





Adaptor for lances with coarse thread.
Coarse thread : 1/4" M

R+M Nr.
010 003 610

Air injector



1/4" M : 1/4" F. Flow at 100 bar

R+M Nr.	←	⌀
108 290 60	13 l/min	1.5
108 290 20	34 l/min	2.5

Brush holder



Suitable for all brushes. Hole spacing 202 mm.
H x W x D = 90 x 250 x 100 mm

R+M Nr.	M
108 290 30	stainless steel

easywash365+ brush holder



Container with overflow and lateral drain for cleaning. For wall and floor mounting. H x W x D = 670 x 340 x 143 mm

R+M Nr.	M
105 810	stainless steel

Handles with water flow



Aluminium handle. Ergonomic handle with insulated grip. Connector suitable for Nito system

R+M Nr.	⌀	↔	M	℃
527 001 405	34 mm	1,010 mm	aluminium	max. 50 °C

Adaptor for wash brushes with coarse thread new





Adaptor for lances without coarse thread.
Coarse thread F: thread M

R+M Nr.	↔
527 001 118	85 mm



Aluminium handle. Ergonomic handle with insulated grip and ball valve. Connector suitable for Nito system

R+M Nr.	⌀	↔	M	℃
527 001 406	34 mm	1,575 mm	aluminium	max. 50 °C



Aluminium handle. Ergonomic handle with insulated grip. Hose tail suitable for 1/2" and 3/4" hose

R+M Nr.	⌀	↔	M	℃
527 001 400	34 mm	1,575 mm	aluminium	max. 50 °C



Aluminium handle. Telescopic handle with insulated grip. Hose tail suitable for 1/2" and 3/4" hose

R+M Nr.	⌀	↔	M	℃
527 001 402	50 mm	1,600-2,780 mm	aluminium	max. 50 °C

Handles without water flow



Aluminium handle. Ergonomic handle with insulated grip

R+M Nr.	⌀	↔	M	℃
527 001 403	34 mm	1,505 mm	aluminium	max. 50 °C



Aluminium handle. Telescopic handle with insulated grip

R+M Nr.	⌀	↔	M	℃
527 001 401	50 mm	1,575-2,780 mm	aluminium	max. 50 °C

Wash brushes with water flow

Hand wash brush



Brush with integrated water flow. Connection suitable for 16 mm (universal). Ideal for smaller cleaning applications. Bristles 50 mm

R+M Nr.	↔	M	℃
527 001 103	350 mm	polyester	max. 50 °C

Rim brush for trucks / busses



Brush for the cleaning of rims of trucks and busses. Connection for aluminium handles. Bristles 50 mm

R+M Nr.	↔	M	℃
527 001 102	230 mm	polyester	max. 50 °C

High-low wash brush



The form of the brush assures that the bristles are in constant contact with the surface. The brush is equipped with a rubber edge. Connection for aluminium handles. Bristles 50 mm

R+M Nr.	↔	M	℃
527 001 104	250 mm	polyester	max. 50 °C

Wash brush swivelling



Brush with swivel. The inclined/slanted bristles ensure that all corners can be reached. The brush is equipped with a rubber edge. Connection for aluminium handles. Bristles 50 mm

R+M Nr.	↔	M	℃
527 001 101	200 mm	polyester	max. 50 °C

Wash brush



Solid brush suitable for larger surfaces. Suitable for cleaning of upper areas. The brush is equipped with a rubber edge. Connection for aluminium handles. Bristles 50 mm

R+M Nr.	↔	M	℃
527 001 109	260 mm	polyester	max. 50 °C



Solid brush suitable for larger surfaces. Suitable for cleaning of upper areas. The brush is equipped with a rubber edge. Connection for aluminium handles. Bristles 50 mm

R+M Nr.	↔	M	℃
527 001 100	400 mm	polyester	max. 50 °C

Further brushes and brooms are presented in the chapter car wash.

Quick couplings suitable for Nito system



Hose tail for 1/2" hose

R+M Nr.	M
527 003 001	nickel-plated brass



Plug 1/2" M

R+M Nr.	M
527 003 003	nickel-plated brass



Coupling NITO 1/2" F : coupling "universal"

R+M Nr.	M
527 003 010	nickel-plated brass

Symbols ↔ length M material ℃ temperature ⌀ diameter

Foam gun



Applications

Designed for applications with acidic and caustic cleaner, soaps, disinfectants, degreasing and softening agents. The field of application is very versatile.

» Food industry and canteen kitchen
» Sanitary facilities and swimming baths
» Cleaning of trucks, cars and other vehicles
» Garages and petrol stations
» Shops and workshops

The foam gun directly connected to the public water pipe produces a cleaning foam by means of foam injector. The water pressure sucks in the cleaning agent and air, both are being mixed to consistent foam, sprayed out via the spraying head and the foam wand. The cleaning agent can also purposely and automatically be diluted via a built-in proportioner so that the right mixture of chemical and water as foam can be chosen for the cleaning application.

Technical specifications

Water pressure 2.5 - 6 bar (for maximum accuracy 3 - 4 bar)
Output 5.5 l/min

Mixing Ratio

Multi-ratio dial has 5 mixing settings and off



A	B	C	D	E	0
1:128	1:64	1:32	1:20	1:10	off

Features

» Exceptional chemical resistance to acidic and caustic cleaner.
» Foam generating wand creates a thick clinging foam.
» Automatic dosing of chemicals.
» Durable polymer mixing head with stainless steel screws.
» Multi-ratio dial has 5 mixing settings and off.
» Gun is removable from quick coupling for clear rinsing with water.
» Easy filling by means of wide mouth.
» Only works with water pipe pressure.
» Suitable for all customary water couplings.
» Chemical container volume 1,000 ml

R+M Nr.	○	🧴
106 996 500	incl. coupler plugs "universal"	1 l

Please use the backflow preventer (R+M Nr. 734 10) on page 26.

Symbols ○ thread 🧴 volume



Accumulator 71
Annovi Reverberi high pressure pumps 55-56
Annovi Reverberi high pressure pumps for Car Wash 56
Annovi Reverberi high pressure pumps with hydraulic motor 54
Annovi Reverberi motor pumps 53
BERTOLINI high pressure pumps 59
CAT high pressure pumps 58
Chemical injectors 72
COMET high pressure pumps 57
COMET motor pumps 57
easyfoam365+ injectors by Suttner 73-75
Feet for pumps 54
Gears for pumps 47
Hawk high pressure pumps 59
High pressure check valves ST-264 68
High Pressure Filter ST-33 72
High pressure gauges glycerine filled 78
High pressure solenoid valves closed in off-position 79
Hose clamps 72
INTERPUMP couplings and flanges 47
INTERPUMP high pressure pumps 43
INTERPUMP high pressure pumps for petrol engines 45
INTERPUMP high pressure pumps with built-in valve 44
INTERPUMP motor pumps 45
INTERPUMP regulation valves 66-67
INTERPUMP repair kits 46
INTERPUMP special high pressure pumps 44
Jetter Valves 54
Pressure switches 80
Pressure switches ST-7.1 80
Pump accessories 52, 59
Pump allocation according to flow rate 41
Pump allocation according to pressure 40
Pump unit with power take-off (p.t.o.) shaft gearbox 47
Pump/motor assignment 42, 56
Reference list manufacturer number to R+M number 75
Regulation valves 63-65
Relief valves / pressure regulation valves 69-70
Repair kits for CAT high pressure pumps 58
Repair kits suitable for high pressure pumps, Hawk 51
Repair kits suitable for Kärcher high pressure pumps 49-50
Repair kits suitable for Kränzle 48
Repair kits suitable for Speck high pressure pumps 52
Repair kits suitable for WAP 48
Single seals suitable for Kärcher 48
Suttner chemical injectors 71
Suttner chemical suction sets 72
Suttner flow switches 76-77
Suttner foam injectors 71
Suttner regulation valves 62
Suttner regulation valves ST-261 60-61
Thermal relief valves 68
Throttle control 67
UDOR high pressure pumps 46
Ultra High Pressure Filter 72
Valve "easystart" 67

Pump allocation according to pressure

P	←	U	KW	TYP	Page	R+M Nr,	Brand
50	42	600	4	W4	43	000 040 01	Interpump
90	8	2,800	1.5	WW90	43	000 900 01	Interpump
90	8	2,800	1.5	WW90	43	000 900 04	Interpump
100	21	1,450	4	WS102	43	001 020 01	Interpump
100	30	1,450	5.5	WS104	43	001 040 01	Interpump
120	13	1,450	2.9	WS133	43	001 330 01	Interpump
120	14	1,450	3	W124LX	43	001 240 02	Interpump
120	13	1,450	4	JK 13,12 N DX	56	170 278 64	Annovi
130	9,5	1,450	2.2	W130	43	001 300 01	Interpump
140	12	1,450	3	W140	43	001 400 01	Interpump
140	12	1,450	3	W140	43	001 400 04	Interpump
140	21	1,450	7.5	VHT4721	44	047 210 01	Interpump
140	42	1,450	11.1	CC 42/14S	46	171 042 140	Udor
140	11	1,450	3	XT11,14N	55	170 701 4	Annovi
150	8	1,450	2.2	W150	43	001 500 01	Interpump
150	14	1,450	4	W154	43	001 540 01	Interpump
150	15	1,000	4	W151	43	001 510 02	Interpump
150	15	1,450	4	WS151	43	001 510 01	Interpump
150	15	1,450	4	WS151LX	43	001 510 11	Interpump
150	15	2,800	4	WW156	43	001 560 01	Interpump
150	21	1,450	5.5	WS152	43	001 520 01	Interpump
150	21	1,450	5.5	RK21,15HN	55	170 206 45	Annovi
150	30	1,450	7.4	WS153	43	001 530 01	Interpump
150	50	1,450	14.7	W1550	43	015 500 01	Interpump
150	15	1,450	4	XM15,15N	55	170 790 6	Annovi
150	30	1,450	7.5	XW30,15N	55	170 201 79	Annovi
150	42	1,450	11.8	XWL42,15N	55	170 210 60	Annovi
150	50	1,450	10.9	CC 50/15S	46	171 048 120	Udor
150	50	1,450	10.9	CC 50/15SL *	46	171 048 121	Udor
150	15	1,450	4	JK 15,15 N DX	56	170 278 65	Annovi
150	21	1,450	5.5	JK 21,15 N DX	56	170 278 66	Annovi
150	7,5	1,420	2.3	3CP1130	58	131 130	CAT
150	10	1,420	3	300	58	133 00	CAT
150	11	1,420	4.4	3CP1140	58	131 140	CAT
150	13	1,420	4.1	340	58	133 40	CAT
150	13	1,420	4.1	340F	58	133 401	CAT
150	15	1,420	4.6	350	58	133 50	CAT
150	15	950	4.6	310	58	133 10	CAT
160	18	1,450	5.5	WS162	43	001 620 01	Interpump
160	30	1,450	9.2	WS1630	43	016 300 01	Interpump
160	15	1,450	4.5	VHT4715	44	047 150 01	Interpump
160	18	1,450	5,5	VHT4718	44	047 180 01	Interpump
170	17	2,800	5,5	WW176	43	001 760 01	Interpump
170	46	1,750	14.7	VHT6646	44	066 460 01	Interpump
170	35	1,450	11.2	XLT 3517IR	59	174 035 170	Hawk
172	38	1,450	12.5	TW 10025S	57	172 100 250	Comet
172	42,5	1,450	13.7	TW 11025S	57	172 110 250	Comet
175	19	1,100	6.9	530	58	135 30	CAT
175	13	1,420	4.7	5CP2140W	58	132 140	CAT
175	8,7	1,420	3.2	5CP2110W	58	132 110	CAT
175	15	1,420	5.5	5CP2150	58	132 150	CAT
175	15	950	5.5	5CP2120W	58	132 120	CAT
180	13	2,800	4	WW186	44	001 860 03*	Interpump
180	13	2,800	4	WW186	44	001 860 05**	Interpump
200	15	1,000	5.5	W201	43	002 010 02	Interpump
200	15	1,450	5.5	WS201	43	002 010 01	Interpump
200	15	1,450	5.5	WS201LX	43	002 010 11	Interpump
200	21	1,450	7.5	WS202	43	002 020 01	Interpump
200	30	1,450	11	W2030	43	020 300 01	Interpump
200	35	1,450	13.5	W2035	43	020 350 01	Interpump
200	41	1,450	16	W2141	43	021 410 01	Interpump
200	15	2,800	5.5	WW209	44	002 090 03	Interpump
200	39	1,750	14.7	VHT6639	44	066 390 01	Interpump
200	15	2,800	5.5	WW209	44	002 090 01	Interpump
200	21	1,450	7.9	CC21/20S	46	171 021 200	Udor
200	26	1,450	9.8	CC26/20S	46	171 026 200	Udor
200	30	1,450	11.3	CC 30/20S	46	171 030 200	Udor
200	15	1,450	5.5	RK15,20HN	55	170 206 38	Annovi
200	18	1,450	7.5	RK18,20HN	55	170 206 43	Annovi
200	26	1,450	9.2	XW26,20N	55	170 200 59	Annovi
200	30	1,450	10	XW30,20N	55	170 200 60	Annovi
200	15	1,450	5.7	NMT 1520R	59	174 015 200	Hawk
200	21	1,450	7.9	NMT 2120R	59	174 021 200	Hawk
207	15	1,450	5.5	FW 4030 S	57	172 040 300	Comet
207	18,8	1,450	6.4	FW 5030 S	57	172 050 300	Comet
207	21	1,450	7.1	FW 5530 S	57	172 055 300	Comet
210	19	1,420	8.3	5CP5120	58	135 120	CAT
210	15	1,450	6.1	TTL 1520	59	177 015 200	Bertolini
210	21	1,450	8.6	TTL 2120	59	177 021 200	Bertolini
240	30	1,450	14.2	XLT 3025IR	59	174 030 240	Hawk
248	27	1,450	16.5	TW 7036S	57	172 070 360	Comet
250	25	1,450	13.5	W2525	43	025 250 01	Interpump
250	30	1,450	14	XW30,25N	55	170 211 37	Annovi
275	15	1,450	8.2	RK15,28HN	55	170 206 40	Annovi
276	19	1,450	10	RW 5040S	57	172 050 400	Comet
300	13	1,450	7.6	TTL 1330	59	177 013 300	Bertolini
300	20	1,450	11.5	TTL 2030	59	177 020 300	Bertolini
300	24	1,450	14.1	XLT 2530IR	59	174 024 300	Hawk
345	18	1,450	15.5	TW 4550S	57	172 045 500	Comet
400	18	1,450	14.7	W4018	43	040 180 01	Interpump
500	15	1,450	14.7	W5015	43	050 150 01	Interpump

LX= shaft on the left

Symbols P pressure ← flow U revolutions KW kilowatt TYP type

Pump allocation according to flow rate

⟵	P	U	KW	TYP	Page	R+M Nr,	Brand
7,5	150	1,420	2.3	3CP1130	58	131 130	CAT
8	90	2,800	1.5	WW90	43	000 900 01	Interpump
8	90	2,800	1.5	WW90	43	000 900 04	Interpump
8	150	1,450	2.2	W150	43	001 500 01	Interpump
8,7	175	1,420	3.2	5CP2110W	58	132 110	CAT
9,5	130	1,450	2.2	W130	43	001 300 01	Interpump
10	150	1,420	3	300	58	133 00	CAT
11	140	1,450	3	XT11,14N	55	170 701 4	Annovi
11	150	1,420	4.4	3CP1140	58	131 140	CAT
12	140	1,450	3	W140	43	001 400 01	Interpump
12	140	1,450	3	W140	43	001 400 04	Interpump
13	120	1,450	2.9	WS133LX	43	001 330 01	Interpump
13	180	2,800	4	WW186	44	001 860 03*	Interpump
13	180	2,800	4	WW186	44	001 860 05**	Interpump
13	120	1,450	4	JK 13,12 N DX	56	170 278 64	Annovi
13	150	1,420	4.1	340	58	133 40	CAT
13	150	1,420	4.1	340F	58	133 401	CAT
13	175	1,420	4.7	5CP2140W	58	132 140	CAT
13	300	1,450	7.6	TTL 1330	59	177 013 300	Bertolini
14	120	1,450	3	W124LX	43	001 240 02	Interpump
14	150	1,450	4	W154	43	001 540 01	Interpump
15	150	1,000	4	W151	43	001 510 02	Interpump
15	150	1,450	4	WS151	43	001 510 01	Interpump
15	150	1,450	4	WS151LX	43	001 510 11	Interpump
15	150	2,800	4	WW156	43	001 560 01	Interpump
15	200	1,000	5.5	W201	43	002 010 02	Interpump
15	200	1,450	5.5	WS201	43	002 010 01	Interpump
15	200	1,450	5.5	WS201LX	43	002 010 11	Interpump
15	200	2,800	5.5	WW209	43	002 090 03	Interpump
15	200	2,800	5.5	WW209	43	002 090 01	Interpump
15	500	1,450	14.7	W5015	43	050 150 01	Interpump
15	160	1,450	4.5	VHT4715	44	047 150 01	Interpump
15	150	1,450	4	XM15,15N	55	170 790 6	Annovi
15	200	1,450	5.5	RK15,20HN	55	170 206 38	Annovi
15	275	1,450	8.2	RK15,28HN	55	170 206 40	Annovi
15	150	1,450	4	JK 15,15 N DX	56	178 278 65	Annovi
15	207	1,450	5.5	FW 4030 S	57	172 040 300	Comet
15	150	1,420	4.6	350	58	133 50	CAT
15	150	950	4.6	310	58	133 10	CAT
15	175	1,420	5.5	5CP2150	58	132 150	CAT
15	175	950	5.5	5CP2120W	58	132 120	CAT
15	200	1,450	5.7	NMT 1520R	59	174 015 200	Hawk
15	210	1,450	6.1	TTL 1520	59	177 015 200	Bertolini
17	170	2,800	5.5	WW176	43	001 760 01	Interpump
18	160	1,450	5.5	WS162	43	001 620 01	Interpump
18	400	1,450	14.7	W4018	43	040 180 01	Interpump

⟵	P	U	KW	TYP	Page	R+M Nr,	Brand
18	160	1,450	5.5	VHT4718	44	047 180 01	Interpump
18	200	1,450	7.5	RK18,20HN	55	170 206 43	Annovi
18	345	1,450	15.5	TW 4550S	57	172 045 500	Comet
18,8	207	1,450	6.4	FW 5030 S	57	172 050 300	Comet
19	175	1,100	6.9	530	58	135 30	CAT
19	276	1,450	10	RW 5040S	57	172 050 400	Comet
19	210	1,420	8,3	5CP5120	58	135 120	CAT
20	300	1,450	11,5	TTL 2030	59	177 020 300	Bertolini
21	100	1,450	4	WS102	43	001 020 01	Interpump
21	150	1,450	5.5	RK21,15HN	55	170 206 45	Annovi
21	150	1,450	5.5	WS152	43	001 520 01	Interpump
21	200	1,450	7.5	WS202	43	002 020 01	Interpump
21	140	1,450	7.5	VHT4721	44	047 210 01	Interpump
21	200	1,450	7.9	CC21/20S	46	171 021 200	Udor
21	150	1,450	5.5	JK 21,15 N DX	56	170 278 66	Annovi
21	207	1,450	7.1	FW 5530 S	57	172 055 300	Comet
21	200	1,450	7.9	NMT 2120R	59	174 021 200	Hawk
21	210	1,450	8.6	TTL 2120	59	177 021 200	Bertolini
24	300	1,450	14.1	XLT 2530IR	59	174 024 300	Hawk
25	250	1,450	13.5	W2525	43	025 250 01	Interpump
26	200	1,450	9.8	CC26/20S	46	171 026 200	Udor
26	200	1,450	9.2	XW26,20N	55	170 200 59	Annovi
27	248	1,450	16.5	TW 7036S	57	172 070 360	Comet
30	100	1,450	5.5	WS104	43	001 040 01	Interpump
30	150	1,450	7.4	WS153	43	001 530 01	Interpump
30	160	1,450	9.2	WS1630	43	016 300 01	Interpump
30	200	1,450	11	W2030	43	020 300 01	Interpump
30	200	1,450	11.3	CC 30/20S	46	171 030 200	Udor
30	150	1,450	7.5	XW30,15N	55	170 201 79	Annovi
30	200	1,450	10	XW30,20N	55	170 200 60	Annovi
30	250	1,450	14	XW30,25N	55	170 211 37	Annovi
30	240	1,450	14.2	XLT 3025IR	59	174 030 240	Hawk
35	200	1,450	13.5	W2035	43	020 350 01	Interpump
35	170	1,450	11.2	XLT 3517IR	59	174 035 170	Hawk
38	172	1,450	12.5	TW 10025S	57	172 100 250	Comet
39	200	1,750	14.7	VHT6639	44	066 390 01	Interpump
41	200	1,450	16	W2141	43	021 410 01	Interpump
42	50	600	4	W4	43	000 040 01	Interpump
42	140	1,450	11.1	CC 42/14S	46	171 042 140	Udor
42	150	1,450	11.8	XWL42,15N	55	170 210 60	Annovi
42,5	172	1,450	13.7	TW 11025S	57	172 110 250	Comet
46	170	1,750	14.7	VHT6646	44	066 460 01	Interpump
50	150	1,450	10.9	CC 50/15S	46	171 048 120	Udor
50	150	1,450	10.9	CC 50/15SL *	46	171 048 121	Udor
50	150	1,450	14.7	W1550	43	015 500 01	Interpump

* Incl. ULH

** Version "BV"

Pump/motor assignment



Pump	TYP	coupling	flange	solid shaft	KW
Annovi Reverberi					
170 701 4	XT11.14N	100 004 41	100 004 40	175 002 004	2.2
170 790 6	XM15.15N	100 151 11	100 015 10	175 002 001	4.0
170 278 64	JK13.12NDX	100 151 11	100 015 10	175 002 001	4.0
170 278 65	JK15.15NDX	100 151 11	100 015 10	175 002 001	4.0
170 206 38	RH15.20HN	100 151 11	100 015 10	175 002 002	5.5
170 206 45	RK21.15HN	100 151 11	100 015 10	175 002 002	5.5
170 278 66	JK21.15NDX	100 151 11	100 015 10	175 002 002	5.5
170 201 79	XW30.15N	100 013 21	100 013 20	175 002 091	7.5
170 206 43	RK18.20HN	100 013 21	100 013 20	175 002 091	7.5
Bertolini					
177 015 200	TTL 1520	100 151 11	100 015 10	175 002 002	5.5
177 013 300	TTL 1330	100 013 21	100 013 20	175 002 091	7.5
Comet					
172 040 300	FW 4030 S	100 151 11	100 015 10	175 002 002	5.5
172 050 300	FW 5030 S	100 013 21	100 013 20	175 002 091	7.5
172 055 300	FW 5530 S	100 013 21	100 013 20	175 002 091	7.5
Hawk					
174 015 200	NMT 1520R	100 151 11	100 015 10	175 002 002	5.5
174 021 200	NMT 2120R	100 013 21	100 013 20	175 002 091	7.5
Interpump					
001 300 01	W130	100 004 41	100 004 40	175 002 004	2.2
001 500 01	W150	100 004 41	100 004 40	175 002 004	2.2
001 330 01	WS133	100 151 11	100 015 10	175 002 001	4.0
001 240 02	W124LX	100 004 41	100 004 40	175 002 001	4.0
001 020 01	WS102	100 151 11	100 015 10	175 002 001	4.0
001 400 01	W140	100 004 41	100 004 40	175 002 001	4.0
001 540 01	W154	100 004 41	100 004 40	175 002 001	4.0
001 510 01	WS151	100 151 11	100 015 10	175 002 001	4.0
001 510 11	WS151LX	100 151 11	100 015 10	175 002 001	4.0
047 150 01	VHT4715	100 151 11	100 015 10	175 002 001	4.0
001 520 01	WS152	100 151 11	100 015 10	175 002 002	5.5
001 620 01	WS162	100 151 11	100 015 10	175 002 002	5.5
002 010 01	WS201	100 151 11	100 015 10	175 002 002	5.5
002 010 11	WS201LX	100 151 11	100 015 10	175 002 002	5.5
047 180 01	VHT4718	100 151 11	100 015 10	175 002 002	5.5
002 020 01	WS202	100 013 21	100 013 20	175 002 091	7.5
047 210 01	VHT4721	100 013 21	100 013 20	175 002 091	7.5



CAT					
131 130	3CP1130	133 073 6	137 017 24	175 002 004	2.2
133 00	300	133 072 1	133 071 5	175 002 016	4.0
133 40	340	133 072 1	133 071 5	175 002 001	4.0
133 50	350	133 072 1	133 071 5	175 002 001	4.6
133 401	340F	133 072 1	133 071 5	175 002 001	4.0
131 140	3CP1140	133 073 6	137 017 24	175 002 016	4.4
132 110	5CP2110W	133 072 1	137 017 30	175 002 001	4.0
132 140	5CP2140W	133 072 1	137 017 30	175 002 002	5.5
132 150	5CP2150	133 072 1	137 017 30	175 002 002	5.5



Pump	TYP	flange	hollow shaft	KW
Annovi Reverberi				
170 701 4	XT11.14N	175 300 306 1	175 001 061	3.0
170 278 64	JK13.12NDX		175 001 081	4.0
170 278 65	JK15.15NDX		175 001 081	4.0
170 790 6	XM15.15N	–	175 001 081	4.0
170 206 38	RK15.20HN	–	175 001 090	5.5
170 278 66	JK21.15NDX		175 001 090	5.5
170 201 79	XW30.15N	–	175 001 120	7.5
170 206 43	RK18.20HN	–	175 001 120	7.5
Comet				
172 040 300	FW 4030 S	–	175 001 090	5.5
Hawk				
174 015 200	NMT 1520R	–	175 001 090	5.5
Interpump				
001 330 01	WS133	–	175 001 061	3.0
001 240 02	W124LX	175 300 306 1	175 001 061	3.0
001 400 01	W140	175 300 306 1	175 001 061	3.0
001 020 01	WS102	–	175 001 081	4.0
001 540 01	W154	175 300 307 4	175 001 081	4.0
001 510 01	WS151	–	175 001 081	4.0
001 510 11	WS151LX	–	175 001 081	4.0
047 150 01	VHT4715	–	175 001 081	4.0
001 620 01	WS162	–	175 001 090	5.5
047 180 01	VHT4718	–	175 001 090	5.5
002 010 01	WS201	–	175 001 090	5.5
002 010 11	WS210LX	–	175 001 090	5.5
047 210 01	VHT4721	–	175 001 120	7.5
002 020 01	WS202	–	175 001 120	7.5

INTERPUMP high pressure pumps

Standard



Version "B"



Repair kits

01



Valves 6 pieces

02



Seal kit for 1 piston

03



Sleeve kits for 3 pistons

04



Oil seal kits for 3 pistons

05



Ceramic socket for 1 piston

06



Tension screws for 3 pistons

07



Valve plugs

08



O-ring for valve plugs 1 piece

						Standard	"B"	01	02	03	04	05	06	07	08
P	←	U	KW	TYP	serie	R+M Nr.	R+M Nr.	R+M Nr.	R+M Nr.	R+M Nr.	R+M Nr.	R+M Nr.	R+M Nr.	R+M Nr.	R+M Nr.
50	42	600	4.0	W4	69	000 040 01		340 062 01	340 039 01	340 040 01	340 037 01	690 400 09	340 074 01	692 180 22***	904 055 00
90	8	2,800	1.5	WW90	51	000 900 01	000 900 04	340 001 01	340 096 01	340 097 01	340 083 01	510 400 09		340 084 01*	903 847 00
100	21	1,450	4	WS102	47	001 020 01		340 001 01	340 028 01	340 069 01	340 002 01	470 404 09	340 006 01	340 004 01*	903 847 00
100	30	1,450	5.51	WS104	69	001 040 01		340 062 01	340 082 01	340 069 01	340 037 01	470 404 09	340 054 01	982 312 00	904 051 00
120	13	1,450	2.9	WS133	47	001 330 01		340 001 01	340 028 01	340 069 01	340 002 01	470 404 09	340 006 01	340 004 01*	903 847 00
120	14	1,450	3	W124LX	44	001 240 02		340 123 01	340 131 01	340 127 01	340 023 01	440 401 09		340 124 01*	903 847 00
130	9,5	1,450	2.2	W130	44	001 300 01		340 123 01	340 130 01	340 088 01	340 023 01	520 400 09		340 124 01*	903 847 00
140	12	1,450	3	W140	44	001 400 01	001 400 04	340 123 01	340 131 01	340 127 01	340 023 01	440 401 09		340 124 01*	903 847 00
150	8	1,450	2.2	W150	44	001 500 01		340 123 01	340 130 01	340 088 01	340 023 01	520 400 09		340 124 01*	903 847 00
150	14	1,450	4	W154	44	001 540 01		340 123 01	340 131 01	340 127 01	340 023 01	440 401 09		340 124 01*	903 847 00
150	15	1,000	4	W151	47	001 510 02		340 001 01	340 028 01	340 069 01	340 002 01	470 404 09	340 006 01	340 004 01*	903 847 00
150	15	1,450	4	WS151	47	001 510 01		340 001 01	340 028 01	340 069 01	340 002 01	470 404 09	340 006 01	340 004 01*	903 847 00
150	15	2,800	4	WW156	44	001 560 01		340 123 01	340 130 01	340 088 01	340 023 01	520 400 09		340 124 01*	903 847 00
150	15	1,450	4	WS151LX	47	001 510 11		340 001 01	340 028 01	340 069 01	340 002 01	470 404 09	340 006 01	340 004 01*	903 847 00
150	21	1,450	5.5	WS152	47	001 520 01		340 001 01	340 028 01	340 069 01	340 002 01	470 404 09	340 006 01	340 005 01*	903 847 00
150	30	1,450	7.35	WS153	69	001 530 01		340 062 01	340 082 01	340 069 01	340 037 01	470 404 09	340 054 01	982 312 00	904 051 00
150	50	1,450	14.7	W1550	66	015 500 01		340 169 01	340 247 01	340 248 01	340 002 01	660 410 09		661 300 41	903 857 00**
160	18	1,450	5.5	WS162	47	001 620 01		340 001 01	340 029 01	340 148 01	340 002 01	470 405 09	340 006 01	340 005 01*	903 847 00
160	30	1,450	9.2	WS1630	47	016 300 01		340 169 01	340 029 01	340 148 01	340 002 01	470 405 09	340 006 01	982 300 00	903 864 00
170	17	2,800	5.5	WW176	44	001 760 01		340 123 01	340 130 01	340 088 01	340 023 01	520 400 09		340 124 01*	903 847 00
200	15	1,000	5.5	W201	47	002 010 02		340 001 01	340 028 01	340 069 01	340 002 01	470 404 09	340 006 01	340 005 01*	903 847 00
200	15	1,450	5.5	WS201	47	002 010 01		340 001 01	340 028 01	340 069 01	340 002 01	470 404 09	340 006 01	340 005 01*	903 847 00
200	15	1,450	5.5	WS201LX	47	002 010 11		340 001 01	340 028 01	340 069 01	340 002 01	470 404 09	340 006 01	340 005 01*	903 847 00
200	21	1,450	7.5	WS202	47	002 020 01		340 001 01	340 028 01	340 069 01	340 002 01	470 404 09	340 006 01	340 005 01*	903 847 00
200	30	1,450	11	W2030	66	020 300 01		340 169 01	340 173 01	340 172 01	340 002 01	660 401 09		661 300 41	903 857 00**
200	35	1,450	13.5	W2035	66	020 350 01		340 169 01	340 173 01	340 172 01	340 002 01	660 401 09		661 300 41	903 857 00**
200	41	1,450	16	W2141	66	021 410 01		340 169 01	340 182 01	340 181 01	340 002 01	660 404 09		661 300 41	903 857 00**
200	15	2,800	5.5	WW209	44	002 090 01		340 123 01	340 130 01	340 088 01	340 023 01	520 400 09		340 124 01*	903 847 00
250	25	1,450	13.5	W2525	66	025 250 01		340 169 01	340 171 01	340 170 01	340 002 01	660 400 09		661 300 41	903 857 00**
400	18	1,450	14.7	W4018	66	040 180 01		340 150 01	340 175 01	340 174 01	340 002 01	660 402 09		661 301 41	903 857 00**
500	15	1,450	14.7	W5015	66	050 150 01		340 150 01	340 175 01	340 174 01	340 002 01	660 402 09		661 301 41	903 857 00**

* Kit with 6 valve plugs
LX = shaft on the left

** back ring 905 165 00 required
*** 2 valve plates are required (2 x 692 180 22)

Symbols P pressure ← flow U revolutions KW kilowatt TYP type

INTERPUMP high pressure pumps with built-in valve

Version "V"



Version "BV"



Repair kits

01



Valves 6 pieces

02



Seal kit for 1 piston

03



Sleeve kits for 3 pistons

04



Oil seal kits for 3 pistons

05



Ceramic socket for 1 piston

06

07



Valve plugs. Kit with 6 plugs

08



O-ring for valve plugs 1 piece

P	←	U	KW	TYP	serie	"V" R+M Nr.	"BV" R+M Nr.	01 R+M Nr.	02 R+M Nr.	03 R+M Nr.	04 R+M Nr.	05 R+M Nr.	06 R+M Nr.	07 R+M Nr.	08 R+M Nr.
180	13	2.800	4	WW186	44	001 860 03 ■	001 860 05 ■	340 123 01	340 130 01	340 088 01	340 023 01	520 400 09		340 124 01	903 847 00
200	15	2.800	5,5	WW209	44	002 090 03 ■		340 123 01	340 130 01	340 088 01	340 023 01	520 400 09		340 124 01	903 847 00

■ **Type "H"** is equipped with an automatic pressure regulator that allows to zero the pump pressure.

INTERPUMP special high pressure pumps

Version "VHT"



Series "VHT". Made out of high quality components and materials. Especially designed for car wash and industrial applications of up to 85 °C

Repair kits

01



Valves 6 pieces

02



Seal kit for 1 piston

03



Sleeve kits for 3 pistons

04



Oil seal kits for 3 pistons

05



Ceramic socket for 1 piston

06



Tension screws for 3 pistons

07



Valve plugs

08



O-ring for valve plugs 1 piece

P	←	U	KW	TYP	Serie	"VHT" R+M Nr.	01 R+M Nr.	02 R+M Nr.	03 R+M Nr.	04 R+M Nr.	05 R+M Nr.	06 R+M Nr.	07 R+M Nr.	08 R+M Nr.
140	21	1,450	5.5	VHT4721	47.VHT	047 210 01	340 201 01	340 203 01	340 202 01	340 002 01	470 405 09	340 006 01	340 005 01*	903 847 00
160	15	1,450	4.5	VHT4715	47.VHT	047 150 01	340 201 01	340 203 01	340 202 01	340 002 01	470 405 09	340 006 01	340 005 01*	903 847 00
160	18	1,450	5.5	VHT4718	47.VHT	047 180 01	340 201 01	340 203 01	340 202 01	340 002 01	470 405 09	340 006 01	340 005 01*	903 847 00
170	46	1,750	14.7	VHT6646	66.VHT	066 460 01	340 169 01	340 211 01	340 210 01	340 002 01	660 404 09		661 303 41	903 857 00
200	39	1,750	14.7	VHT6639	66.VHT	066 390 01	340 169 01	340 209 01	340 208 01	340 002 01	660 401 09		661 303 41	903 857 00

* Kit with 6 valve plugs

The photos showing the pumps and repair kits are only for your information.
The products might differ from the photos regarding their dimension and design.

INTERPUMP motor pumps

Standard



Motor pump with switch and cable.
Dimensions: 455 x 320 x 258 mm.

Repair kits

01



Valves 6 pieces

02



Seal kit for 1 piston

03



Sleeve kits for 3 pistons

04



Oil seal kits for 3 pistons

05



Ceramic socket for 1 piston

06

07



Valve plugs. Kit with 6 plugs

08

O-ring for valve plugs 1 piece

P	←	U	KW	TYP	V	Standard R+M Nr.	Total stop R+M Nr.	01 R+M Nr.	02 R+M Nr.	03 R+M Nr.	04 R+M Nr.	05 R+M Nr.	06 R+M Nr.	07 R+M Nr.	08 R+M Nr.
120	14	1,450	3.8	M14-120	400	001 200 01	001 200 03	340 123 01	340 131 01	340 127 01	340 023 01	440 401 09		340 124 01	903 847 00

INTERPUMP high pressure pumps for petrol engines

Version "C"



Repair kits

01



Valves 6 pieces

02



Seal kit for 1 piston

03



Sleeve kits for 3 pistons

04



Oil seal kits for 3 pistons

Version "CV"



05



Ceramic socket for 1 piston

06

07



Valve plugs. Kit with 6 plugs

08

O-ring for valve plugs 1 piece

P	←	U	KW	TYP	Serie	"C" R+M Nr.	"CV" R+M Nr.	01 R+M Nr.	02 R+M Nr.	03 R+M Nr.	04 R+M Nr.	05 R+M Nr.	06 R+M Nr.	07 R+M Nr.	08 R+M Nr.
150	13	3,400	3.67	TT1513C	51		015 130 07 ■■	340 123 01	340 096 01	340 097 01	340 083 01	510 400 09		340 157 01	903 847 00
170	15	3,400	4.77	WW961C	44	009 610 06 ■	009 610 07 ■■	340 123 01	340 130 01	340 088 01	340 023 01	520 400 09		340 124 01	903 847 00
170	17.4	3,400	5.51	WW962C	44	009 620 06 ■		340 123 01	340 130 01	340 088 01	340 125 01	520 400 09		340 124 01	903 847 00

Valves

■ **Type "H"** is equipped with an automatic pressure regulator that allows to zero the pump pressure.

■ **Type "K"** is equipped with an automatic pressure regulator that allows to zero the pressure in the entire system (pump and hose).

Shaft

■ 3/4" ■ 1"

Symbols P pressure ← flow U revolutions KW kilowatt TYP type V voltage

INTERPUMP repair kits

Valves



6 pieces

R+M Nr.	TYP
340 001 01	Kit 1
340 043 01	Kit 43
340 062 01	Kit 62
340 123 01	Kit 123
340 169 01	Kit 169

Valve plugs



6 pieces

R+M Nr.	TYP	○
340 004 01	Kit 4	M24x2x16
340 005 01	Kit 5	M24x2x16 (NK)

Oil seal kits



For 3 pistons

R+M Nr.	TYP	⌀	⌀	↕
340 002 01	Kit 2	22	32	5.5
340 023 01	Kit 23	20	30	5.0
340 024 01	Kit 24	22	35	8.0
340 037 01	Kit 37	32	42	7.0
340 083 01	Kit 83	15	24	5.0
340 159 01	Kit 159	18	26	6.0

Hot water kit



For 3 pistons with valves. Suitable for hot water. For pumps series 47. Max. 85 °C

R+M Nr.	TYP	⌀
340 220 01	Kit 220	20 mm
340 222 01	Kit 222	22 mm

Valves



6 pieces. For hot water. Max. 85 °C

R+M Nr.	TYP
340 201 01	Kit 201

Special oil



R+M Nr.	VPE
150 000 1	1 x 1 l
150 000 2	24 x 1 l

Seal kits



For 1 piston

R+M Nr.	TYP	⌀
340 027 01	Kit 27	20 mm
340 028 01	Kit 28	20 mm
340 029 01	Kit 29	22 mm
340 080 01	Kit 80	45 mm
340 082 01	Kit 82	20 mm
340 092 01	Kit 92	15 mm
340 096 01	Kit 96	15 mm
340 130 01	Kit 130	15 mm
340 131 01	Kit 131	18 mm
340 167 01	Kit 167	18 mm
340 203 01	Kit 203	22 mm
340 205 01	Kit 205	18 mm

Tension screws



Screw with gasket seal

R+M Nr.	TYP
340 006 01	Kit 6
340 054 01	Kit 54

O-rings for valve plugs



R+M Nr.	TYP	↕	⌀
903 847 00	M24	2.62	20.24
904 051 00	M32	3.53	26.58

Sleeve kits



For 3 pistons

R+M Nr.	TYP	⌀
340 019 01	Kit 19	20 mm
340 069 01	Kit 69	20 mm
340 088 01	Kit 88	15 mm
340 097 01	Kit 97	15 mm
340 127 01	Kit 127	18 mm
340 141 01	Kit 141	18 mm
340 148 01	Kit 148	22 mm
340 160 01	Kit 160	15 mm
340 161 01	Kit 161	18 mm
340 172 01	Kit 172	22 mm
340 174 01	Kit 174	16 mm
340 202 01	Kit 202	22 mm

Ceramic sockets



Ceramic

R+M Nr.	↕	⌀
510 400 09	25.0 mm	15 mm
520 400 09	37.5 mm	15 mm
440 401 09	37.5 mm	18 mm
500 404 09	40.0 mm	20 mm
470 404 09	50.0 mm	20 mm
470 405 09	50.0 mm	22 mm
660 401 09	54.0 mm	22 mm

UDOR high pressure pumps

Pumps



P	←	U	KW	TYP
150	50	1.,450	10.9	CC50/15S
150	50	1,450	10.9	CC50/15SL *
140	42	1,450	11.1	CC42/14S
200	21	1,450	7.9	CC21/20S
200	26	1,450	9.8	CC26/20S
200	30	1,450	11.3	CC30/20S

Repair kits

01



Valves 6 pieces

R+M Nr.
171 606 103
171 606 103
171 606 103
171 606 103
171 606 103
171 606 103

02



Seal kits for 3 pistons

R+M Nr.
171 606 112
171 606 112
171 606 112
171 606 110
171 606 110
171 606 111

03



Piston rings for 3 pistons

R+M Nr.
171 606 119
171 606 119
171 606 119
171 606 117
171 606 117
171 606 118

04



Oil seal kit for 1 piston

R+M Nr.
171 000 743
171 000 743
171 000 743
171 000 743
171 000 743
171 000 743

05



Ceramic socket for 1 piston

R+M Nr.
171 120 534
171 120 534
171 120 534
171 120 532
171 120 532
171 120 533

06



Fastening kit for 3 pistons

R+M Nr.
171 606 138
171 606 138
171 606 106
171 606 106
171 606 106
171 606 106

Pump

R+M Nr.
171 048 120
171 048 121
171 042 140
171 021 200
171 026 200
171 030 200

* shaft on left

Symbols P pressure ← flow U revolutions KW kilowatt TYP type ⌀ diameter ○ thread ⌀ internal diameter ↕ height ↔ length ⌀ diameter

INTERPUMP couplings and flanges

Flexible couplings



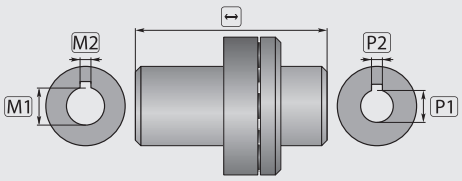

Rubber pads



R+M Nr.
100 090 47

R+M Nr.	TYP	↔	M1	M2	P1	P2	pump series
100 019 11	ZG091	93	28	8	24	8	50
100 151 11	ZG151	105	28	8	24	8	47 - 47VHT - 47SS - 66 - 66VHT - 66SS - E3
100 015 21	ZG202	114	38	10	24	8	47 - 47VHT - 47SS - 66 - 66VHT - 66SS - E3
100 004 41	ZG044	102	28	8	24	8	44 - 60 - 60VHT - 63 - 63HTS - 63SS - E2
100 013 21	ZG132	121	38	10	24	8	47 - 47VHT - 47SS - 66 - 66VHT - 66SS - E3

Flange



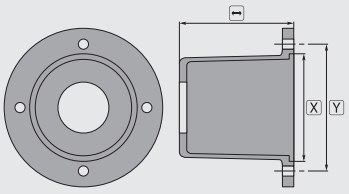

R+M Nr.	TYP	↔	X	Y	engine flange	pump series
100 009 10	ZF091	101	110	130	B3 - B14 (100)	50 - 51
100 015 10	ZF151	110	110	130	B3 - B14 (100-112)	47 - 47VHT - 47SS - 66 - 66VHT - 66SS - E3
100 004 40	ZF044	110	110	130	B3 - B14 (100-112)	44 - 60 - 60VHT - 63 - 63HTS - 63SS - E2
100 013 20	ZF132	127	130	165	B3 - B14 (132)	47 - 47VHT - 47SS - 66 - 66VHT - 66SS - E3

Gears for pumps

Type RS 500 for petrol engines



Gear ratio 1 : 2.2
Engine: up to 18.5 kW
Motor shaft Ø 25.4 mm = 1"
Pump shaft Ø 24 mm. Engines: Acme, Aspera Motors, Briggs & Stratton, Honda, CO.TI.EMME, Intermotor, Lombardini, Ruggerini. Pumps: Comet: LW, HW, RW, SW, TW. AR: serie 228, serie 194. IP: serie 47, serie 66

R+M Nr.
109 510 00

Type B 18 for petrol engines



Gear ratio 1 : 2.176.
Engine: 8 - 13 KW.
Motor shaft Ø 25.4 mm = 1"
Pump shaft Ø 24 mm. Engines: Acme, Aspera Motors, Briggs & Stratton, Honda, CO.TI.EMME, Intermotor, Lombardini, Ruggerini. Pumps: AR, Bertolini, Comet, Interpump, Leuco, Hawk, Udor

R+M Nr.
176 000 000

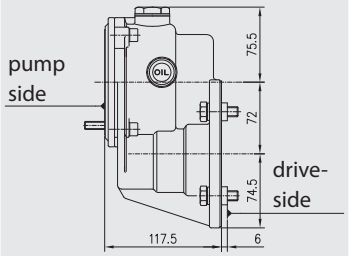

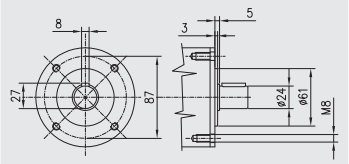

Type M 261 for p. t. o. shafts



Gear ratio 2.61 : 1.
Engine: 11.19 KW at 540 r.p.m.
Motor shaft Ø 1" 3/8 Z 6. (P.T.O.)
Pump shaft Ø 24 mm.
Engines:
Comet: LW, HW, RW, FW, TW.
Other pump manufacturers are available on request

R+M Nr.
172 900 095

Pump unit with power take-off (p.t.o.) shaft gearbox



Ready to fit high pressure pump with regulation valve ST-280.
Pressure gauge 0 - 250 bar. Bypass hose and water filter ST-33.
Water inlet temperature max 30 °C

R+M Nr.	⟲	⟳	P	↔
179 030 166 92	M22 M	3/4" F	160 bar	30 l/m

Symbols ⟳ inlet ⟲ outlet VPE packing unit shipment by truck

Repair kits suitable for Kränzle

Parbacks



Kr

R+M Nr.	∅	VPE
155 900 0 *	6 mm	2 x 3
155 897 0 *	7 mm	2 x 3
155 898 0	8 mm	2 x 3
155 899 0	16 mm	2 x 3

Sleeve kits



Kr

For 3 pistons

R+M Nr.	TYP
155 895 0 *	12 mm Junior
155 891 0 *	14 mm
155 894 0	14 mm AZ
155 890 0	18 mm AP
155 892 0	20 mm AQ

Oil seal kits



Kr

3 pieces

R+M Nr.	∅	⌀	↕
156 376 0 *	20	12	6
156 375 0	24	14	7
156 379 0	24	15	7
156 374 0	28	18	7

Single seals suitable for Kärcher

Highest quality at favourable prices

Compact seals



K

R+M Nr.	VPE	∅	⌀	↕
161 271 0	30	20	14	4
161 270 0	60	20	14	4
161 275 0	30	28	18	6
161 274 0	60	28	18	6
161 281 0	30	30	20	6
161 280 0	60	30	20	6

U-rings



K

R+M Nr.	VPE	∅	⌀	↕
161 265 0	30	22	14	5.3
161 264 0	60	22	14	5.3
161 273 0	30	26	18	5.4
161 272 0	60	26	18	5.4
161 279 0	30	28	20	5.3
161 278 0	60	28	20	5.3
161 285 0	30	30	22	5
161 284 0	60	30	22	5
161 291 0	30	34	24	5.3
161 290 0	60	34	24	5.3

O-rings



K

R+M Nr.	VPE	K∅	⌀	↕
161 277 0	30	18	33.05	1.78
161 276 0	60	18	33.05	1.78
161 283 0	30	22	34.65	1.78
161 289 0	30	22	36.00	2.00
161 282 0	60	22	34.65	1.78
161 288 0	60	22	36.00	2.00

Oil seals



K

R+M Nr.	VPE	∅	⌀	↕
157 465 0	3	30	20	7

Repair kits suitable for WAP

Sleeve kit



W

R+M Nr.	∅	⌀
151 380 0	37	25

* limited stock

Symbols ↕ height K∅ piston diameter ⌀ internal diameter VPE packing unit P pressure ∅ diameter TYP type

Repair kits suitable for Kärcher high pressure pumps

Seal kits



3 x 4 pieces

R+M Nr.	sets
156 317 0	3
156 324 0	3
156 325 0	3
156 328 0	3
156 332 0	3
156 333 0	3

3 x 4 pieces

R+M Nr.	sets
156 336 0	3
156 343 0	3
156 346 0	3
156 347 0	3

Seal kits



3 x 2 pieces

R+M Nr.	sets
156 322 0	3
156 338 0	3
156 341 0	3
156 342 0	3

Seal kits



3 x 3 pieces

R+M Nr.	sets
156 326 0	3
156 337 0	3
156 345 0	3

Socket



R+M Nr.	piece
151 492 0	3

Valves



R+M Nr.	pieces
151 410 0	6
151 411 00	100
151 410 5	6

hp devices	KØ	Seal kits R+M Nr.	Socket R+M Nr.	Valves R+M Nr.
Farmer C /2.1	18	156 317 0		
Farmer Super	20	156 347 0		
HD 1000 SEI /WS	20	156 343 0		
HD 1000 SEI-EEX	20	156 343 0		
HD 1000 SI /2.5	20	156 347 0		
HD 1020 B	18	156 317 0		151 410 0
HD 1050	20	156 347 0		
HD 1050 B	20	156 347 0		151 410 0
HD 1050 BX	20	156 347 0		
HD 1050 DE	20	156 347 0		151 410 0
HD 1050 I 400V	20	156 347 0		
HD 1090	20	156 345 0		151 410 5
HD 1090 Plus	20	156 345 0		
HD 1090 EUR	20	156 345 0		
HD 1090 I	20x35	156 345 0	151 492 0	151 410 5
HD 1090 SX	20	156 345 0		151 410 5
HD 1090 SX Plus	20	156 345 0		
HD 1094	20	156 345 0		
HD 1200 B	20	156 347 0		
HD 1200 BE	20	156 347 0		
HD 1290 S	22	156 333 0		151 410 5
HD 1290 S Plus/SX/SX Plus	22	156 333 0		
HD 1294	20	156 347 0		
HD 2000	22	156 332 0		151 410 5
HD 2000 C	22	156 332 0		
HD 2000 Super	22	156 333 0		151 410 5
HD 215	20	156 347 0		
HD 500 S Plus	12	156 342 0		
HD 525 S	12	156 342 0		
HD 575 /575 B	16	156 324 0		151 410 0
HD 575 S	16	156 324 0		
HD 585	14	156 325 0		
HD 600	14	156 325 0		
HD 600 /1000SI (10600)	22	156 333 0		
HD 600 /1000SI (10601)	22	156 333 0		
HD 625	14	156 325 0		
HD 640 S Plus	14	156 338 0		
HD 645	14	156 325 0		151 410 0
HD 650 /SX Euro /SXL	14	156 325 0		
HD 655 230V	16	156 324 0		
HD 655 Euro	16	156 324 0		151 410 0
HD 658	16	156 336 0		
HD 680 S	16	156 324 0		151 410 0
HD 700	16	156 324 0		151 410 0
HD 715 ST	14	156 325 0		
HD 750	20	156 347 0		
HD 755	18	156 317 0		
HD 755 S	16	156 324 0		151 410 0
HD 790	16	156 324 0		151 410 0

hp devices	KØ	Seal kits R+M Nr.	Socket R+M Nr.	Valves R+M Nr.
HD 799 S	16	156 324 0		151 410 0
HD 800 B	14	156 325 0		
HD 850	20	156 347 0		
HD 850 WS	20	156 347 0		
HD 855	22	156 328 0		151 410 0
HD 855 S	18	156 317 0		151 410 0
HD 860 ST	20	156 347 0		
HD 890 /890 S	18	156 317 0		151 410 0
HD 895	16	156 324 0		
HD 895 S /S Plus /SX Plus	16	156 324 0		
HD 901 (Benzin)	14	156 325 0		
HDS 1000 BE /2.1	20	156 347 0		
HDS 1000 BE /2.2	16	156 324 0		
HDS 1000 BE	20	156 347 0		
HDS 1000 D /2.2	20	156 347 0		
HDS 1000 DE	20	156 347 0		
HDS 1000 DE /2.1	20	156 347 0		
HDS 1195 EUR /2.1	22	156 332 0		151 410 5
HDS 1195 EUR /2.2	22	156 332 0		151 410 5
HDS 1195 VEX	22	156 332 0		151 410 5
HDS 1295	22	156 332 0		151 410 5
HDS 1295 SX	22	156 328 0		151 410 5
HDS 1295 EUR	22	156 332 0		151 410 5
HDS 2000 Super	22	156 332 0		151 410 5
HDS 3000	22	156 332 0		151 410 5
HDS 400 C	14	156 325 0		
HDS 450 Ci	12	156 342 0		
HDS 450 CI-AL	12	156 342 0		
HDS 500 CI	14	156 325 0		
HDS 501 C	12	156 342 0		
HDS 550	16	156 324 0		
HDS 550 C	16	156 324 0		
HDS 555 C /CS	18	156 317 0		151 410 0
HDS 555 CI	16	156 336 0		151 410 0
HDS 557 CI	16	156 324 0		151 410 0
HDS 558 C	14	156 325 0		151 410 0
HDS 558 CSX	14	156 325 0		
HDS 580 /610	20	156 347 0		
HDS 590 C /2.0	16	156 324 0		
HDS 590 C /2.1	18	156 317 0		
HDS 600 C	18	156 317 0		151 410 0
HDS 650	20	156 347 0		

Repair kits suitable for Kärcher high pressure pumps

hp devices	KØ	Seal kits R+M Nr.	Socket R+M Nr.	Valves R+M Nr.
HDS 655 Euro	20	156 346 0		
HDS 655 GB	18	156 317 0		
HDS 655 /745	20	156 347 0		
HDS 695	18	156 317 0		151 410 0
HDS 697 CI	16	156 336 0		151 410 0
HDS 698 C	14	156 325 0		151 410 0
HDS 698 CSX	14	156 325 0		
HDS 699	16	156 336 0		151 410 0
HDS 700 B	14	156 325 0		
HDS 750	20x35	156 347 0	151 492 0	
HDS 755	20	156 346 0		151 410 5
HDS 755 /760	20x35	156 347 0	151 492 0	
HDS 790 C /CI	18	156 317 0		151 410 0
HDS 790CS	18	156 317 0		
HDS 795	18	156 317 0		151 410 0
HDS 797 CI	18	156 317 0		151 410 0
HDS 798 C /CSX	16	156 324 0		
HDS 800 B	20	156 347 0		
HDS 800 E	20x35	156 347 0	151 492 0	
HDS 800B-EL.-H. /2.1	20	156 347 0		
HDS 800B-EL.-H. /2.2	20	156 347 0		
HDS 801 B	14	156 325 0		
HDS 801 E12K w	20x35	156 347 0	151 492 0	
HDS 810 SE	20	156 347 0		
HDS 850	20x35	156 347 0	151 492 0	
HDS 890 /2.1	20x35	156 347 0	151 492 0	
HDS 890 /2.2	20x35	156 347 0	151 492 0	
HDS 890 C	18	156 317 0		151 410 0
HDS 890 ST	20x35	156 347 0	151 492 0	
HDS 891 /1291ST	22	156 332 0		
HDS 895	18	156 317 0		151 410 0
HDS 895 S	22	156 332 0		151 410 0
HDS 895 S EUR	20	156 346 0		151 410 0
HDS 895 SX	22	156 328 0		151 410 0
HDS 900 B	18	156 317 0		151 410 0
HDS 990	20x35	156 347 0	151 492 0	
HDS 995	22	156 332 0		151 410 5
HDS 995 EUR	20	156 346 0		151 410 5
HDS 995 S	20	156 346 0		151 410 5
HDS 995 SX	22	156 328 0		151 410 5
HDS SUPER EUR	16	156 324 0		
K 1750 G	14	156 337 0		
K 2.06	12	156 326 0		
K 2.40	12	156 326 0		
K 2.75	12	156 326 0		
K 200	12	156 326 0		
K 201	12	156 326 0		
K 202 plus	12	156 326 0		
K 203 plus	12	156 326 0		
K 205	18	156 317 0		
K 205 VPS	12	156 326 0		
K 209 Plus	12	156 326 0		
K 210	12	156 326 0		
K 215 Plus	12	156 326 0		
K 220	12	156 326 0		
K 230 D	12	156 326 0		
K 235 D	12	156 326 0		
K 240	12	156 326 0		
K 270	12	156 326 0		
K 29x /29xm	12	156 326 0		

hp devices	KØ	Seal kits R+M Nr.	Socket R+M Nr.	Valves R+M Nr.
K 300	12	156 326 0		
K 302	12	156 326 0		
K 310	12	156 326 0		
K 330	12	156 326 0		
K 3300 GS	12	156 326 0		151 410 0
K 340	12	156 326 0		
K 355	14	156 337 0		
K 360 /360 M	12	156 326 0		
K 370	12	156 326 0		
K 3770 M	12	156 326 0		
K 3770 M- Plus	12	156 326 0		
K 380 M /390 M	12	156 326 0		
K 4.99 M	14	156 337 0		
K 400	14	156 337 0		
K 401	14	156 337 0		
K 402	14	156 337 0		
K 410	14	156 337 0		
K 450 M	12	156 326 0		
K 460 /460 M	12	156 326 0		
K 470	12	156 326 0		
K 49xm	12	156 326 0		
K 5.80	12	156 326 0		
K 5.80 M	14	156 337 0		
K 5.85 M	14	156 337 0		
K 500 /510	14	156 337 0		
K 502 M	12	156 342 0		
K 502 MS	12	156 342 0		
K 510	14	156 337 0		
K 520 M	12	156 342 0		
K 570	16	156 322 0		
K 580 G	14	156 337 0		
K 580 M	14	156 337 0		
K 590 GM	14	156 337 0		
K 595 /2.1	16	156 322 0		
K 595 V /2.3	14	156 337 0		
K 6.80	12	156 342 0		
K 610	14	156 337 0		
K 620 M	14	156 337 0		
K 650 M- Plus	12	156 342 0		
K 670 M	12	156 342 0		
K 695	14	156 337 0		
K 720 /2.1	14	156 337 0		
K 720 /2.3	14	156 337 0		
K 720 M /2.1	14	156 337 0		
K 720 M /2.2	14	156 337 0		
K 720 MX /2.1	14	156 337 0		
K 720 MX /2.4	14	156 337 0		
K 720 MXS	14	156 337 0		
K 750 M	13	156 341 0		
K 770 MX	13	156 341 0		
K 855 HS	12	156 326 0		
K 856	12	156 326 0		
K racing	14	156 337 0		
K special /2.0	14	156 337 0		
K special /2.1	14	156 337 0		
K special /2.4	14	156 337 0		
SB-HDS 695	18	156 317 0		

Symbols KØ piston diameter

Repair kits suitable for high pressure pumps, Hawk

01	02
	
Valves 6 pieces	Seal kits for 3 pistons

Hawk		01	02
Pumps	KØ	**R+M Nr.**	**R+M Nr.**
H300	20	160 105 501	160 124 801
H330	20	160 105 501	160 124 801
HC200A	18	160 105 501	160 164 201
HC240A	18	160 105 501	160 164 201
HC240I	18	160 105 501	160 164 201
HC280A	18	160 105 501	160 164 201
HC310 / 340 / 350	18		160 164 201
HC450	20	160 105 501	160 124 801
HC450I	20	160 105 501	160 124 801
HC500	20	160 105 501	160 124 801
HC500I	20	160 105 501	160 124 801
HC530	20	160 105 501	160 124 801
HC550	20	160 105 501	160 124 801
HC550I	20	160 105 501	160 124 801
HC580	20	160 105 501	160 124 801

R+M high quality spare parts are obtained from well-established manufacturers. As a rule they are no original spare parts. The original order numbers and the indication of other information are exclusively for your guidance and furthermore they are not intended for the general use, e.g. invoices addressed to end users. In case of mentioning the original order numbers in your orders it can not be assumed that the products ordered are original spare parts. Original spare parts are supplied when they are especially offered as those in our catalogue or in other mailing pieces such as special offers or newsletters.

Repair kits suitable for Speck high pressure pumps

High Pressure Service Point

Valves



Valves 6 pieces

Seal kits



Seal kits for 3 pistons

Socket



Ceramic socket 1 piece

Pump	R+M Nr.	R+M Nr.	R+M Nr.	KØ
NP10 / 10 - 140	160 079 201	158 211 0	160 068 702	18 x 32,5
NP10 / 13 - 140	160 079 201	158 211 0	160 068 702	18 x 32,5
NP10 / 15 - 140	160 079 201	158 211 0	160 068 702	18 x 32,5
NP16 / 14 - 210	160 079 201	158 212 0	160 068 702	18 x 32,5
NP16 / 15 - 210	160 079 201	158 212 0	160 068 702	18 x 32,5
NP25 / 70 - 100		155 875 0 *		
P10 / 13 - 100	160 079 101	158 203 0		
P10 / 15 - 130	160 079 101	158 203 0		
P11 / 10 - 100	160 079 101	158 203 0	160 068 402	18 x 39,0
P11 / 10 - 100D		158 203 0	160 068 402	18 x 39,0
P11 / 13 - 100	160 079 101	158 203 0	160 068 402	18 x 39,0
P11 / 13 - 100D		158 203 0	160 068 402	18 x 39,0
P11 / 15 - 150	160 079 101	158 203 0	160 068 402	18 x 39,0
P11 / 15 - 150D		158 203 0	160 068 402	18 x 39,0
P21 / 15 - 160	160 079 101		160 068 402	18 x 39,0
P21 / 16 - 200	160 079 001	158 206 0	160 068 602	16 x 39,0
P21 / 18 - 130	160 079 101		160 068 502	20 x 39,0
P21 / 23 - 130	160 079 101		160 068 502	20 x 39,0
P21 / 5 - 450	160 079 201			
P21 / 7 - 400	160 079 201			

Pump accessories

Fitting grease



Synthetic valve grease for the food and pharmaceutical industries. NSF H1 registered. FDA 21 CFR § 178.3570 compliant

R+M Nr.	volume
953 55	40 g

* limited stock

Symbols P pressure ← flow U revolutions KW kilowatt TYP type ↕ height KØ piston diameter shipment by truck inlet outlet

Annovi Reverberi motor pumps

Motor pumps series 198



Pump with regulation valve* and injector. Voltage 400/50 Hz (170 204 20), Voltage 230/50 Hz (170 204 15)

P	←	U	KW	TYP	R+M Nr.
120	8	2,800	1.8	HPJ8.12REG	170 204 15
140	11	2,800	3.0	HPJ11.14REG	170 204 20

Repair kits

01	02	03	04
			
Valves 6 pieces	Seal kits for 3 pistons	Oil seal kits (5 pieces)	Ceramic sockets for 3 pistons
R+M Nr.	R+M Nr.	R+M Nr.	R+M Nr. KØ ↕
170 286 9	170 279 8	170 251 1	170 279 6 15 40
170 286 9	170 279 8	170 251 1	170 279 6 15 40

Motor pumps series 228



Motor pump without regulation valve. Voltage 400/50Hz

P	←	U	KW	TYP	R+M Nr.
200	15	1,450	5.5	HRK15.20H	170 208 62
150	21	1,450	5.5	HRK21.15H	170 208 67

Repair kits

01	02	03	04
			
Valves 6 pieces	Seal kits for 3 pistons	Oil seal kits (7 pieces)	Ceramic sockets for 3 pistons
R+M Nr.	R+M Nr.	R+M Nr.	R+M Nr. KØ ↕
170 286 4	170 185 7	170 185 5	170 275 7 18 40
170 286 4	170 188 8	170 185 5	170 275 9 22 40

Motor pump combinations



400 V. All models are equipped with a regulation valve*, delayed total stop control, pressure gauge, 5 m electric cable and an on-off switch. G 1/2" M 3/8" M. Max. 30 °C

P	←	U	KW	TYP	R+M Nr.
150	15	1,450	4	MTP HXM 15.15	170 208 711
150	21	1,450	5.5	MTP HRK 21.15	170 257 56
200	15	1,450	5.5	MTP HRK 15.20	170 238 68
150	26	1,450	7.5	MTP HXW 26.15	170 260 58
150	30	1,450	7.5	MTP HXW 30.15	170 260 60

Repair kits

01	02	03	04
			
Valves 6 pieces	Seal kits for 3 pistons	Oil seal kits	Ceramic socket for 3 pistons
R+M Nr.	R+M Nr.	R+M Nr.	R+M Nr. KØ ↕
170 186 4	170 274 7	170 278 6	170 274 6 18 35
170 286 4	170 188 8	170 185 5	170 275 9 22 40
170 286 4	170 185 7	170 185 5	170 275 7 18 40
170 278 0	170 278 2	170 287 3	170 265 0 20 45
170 278 0	170 278 3	170 287 3	170 189 1 22 45



400 V. All models are equipped with a regulation valve*, delayed total stop control, pressure gauge, 5 m electric cable and an on-off switch. G 1/2" F 3/8" M.
Max. 85 °C at min. 2 bar inlet pressure

P	←	U	KW	TYP	R+M Nr.
150	15	1.450	4	MTP HRWH 15.15	170 269 18
150	21	1.450	5,5	MTP HRWH 21.15	170 269 11

Repair kits

01	02	03	04
			
Valves 6 pieces	Seal kits for 3 pistons	Oil seal kits (7 pieces)	Ceramic socket for 3 pistons
R+M Nr.	R+M Nr.	R+M Nr.	R+M Nr. KØ ↕
170 423 28	170 423 29	170 185 5	170 250 0 18 40
170 423 28	170 465 14	170 185 5	170 252 6 22 45

* Setting up of a regulation valve: page 62

Annovi Reverberi high pressure pumps with hydraulic motor

Pumps with hydraulic motor



R+M Nr.	TYP
170 216 03	HYD-XM 15.15
170 216 05	HYD-RK 15.20

Pumps



R+M Nr.	KØ	←	P
170 215 98	18	15 l/min	150 bar
170 216 00	18	15 l/min	200 bar

Hydraulic motors



R+M Nr.	TYP	U	P	○	cm³*
175 500 4	SNM 2/11 CI 06 LFU 1F	700-4,000	250 bar	3/4" F	10,8
175 500 5	SNM 2/19 CI 06 LFU 1F	500-3,500	210 bar	3/4" F	19,2

Jetter Valves



Jetter valves are special valve assemblies which allow to shut off one particular intake valve. The Jetter Valve cuts off the flow of one of the three pistons of the jetter pump. Due to this the pump starts pulsating which causes significant vibrations of the nozzle and an increased cleaning effect at a reduced flow rate (approximatly -1/3 of the full flow rate of the pump). Jetter Valves should not be combined with pulsation dampers in one jetter unit. Jetter Valves substitute one of the three intake valves of a pressure pump (suction side (upstream)). Never use jetter valves as a substitute on the high pressure side! Pulsation can be started or stopped by a lever or hand wheel at the jetter valve.

R+M Nr.	TYP
170 402 35	XT, XM
170 401 61	RK
170 402 36	XW

Feet for pumps



Adjustable feet for pumps incl. 4 screws.
For Annovi Reverberi XM, XMS, XMA, RK, RKA

R+M Nr.
170 272 9

Functional principle of a Jetter Valve



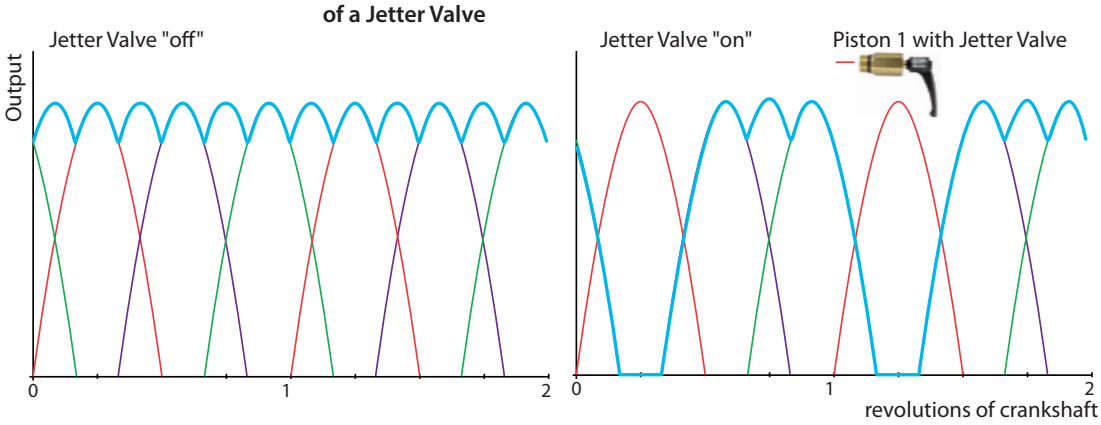

* cm³ / revolution

Symbols P pressure ← flow U revolutions KW kilowatt TYP type ↕ height KØ piston diameter ○ thread

Annovi Reverberi high pressure pumps

Pump series 132



P	←	U	KW	TYP	R+M Nr.
140	11	1,450	3.0	XT11.14N	170 701 4

Repair kits

01	02	03	04
			
Valves 6 pieces	Seal kits for 3 pistons	Oil seal kits (6 pieces)	Ceramic socket for 3 pistons
R+M Nr.	R+M Nr.	R+M Nr. sets	R+M Nr. KØ ↕
170 186 4	170 424 79	170 278 6	170 262 9 18 30

Pump series 178



P	←	U	KW	TYP	R+M Nr.
150	15	1,450	4.0	XM15.15N	170 790 6

Repair kits

01	02	03	04
			
Valves 6 pieces	Seal kits for 3 pistons	Oil seal kits (6 pieces)	Ceramic socket for 3 pistons
R+M Nr.	R+M Nr.	R+M Nr. sets	R+M Nr. KØ ↕
170 186 4	170 274 7	170 187 2	170 274 6 18 35

Pump series 194



P	←	U	KW	TYP	R+M Nr.
200	26	1,450	9.2	XW26.20N	170 200 59
150	30	1,450	7.5	XW30.15N	170 201 79
200	30	1,450	10.0	XW30.20N	170 200 60
250	30	1,450	14.0	XW30.25N	170 211 37
150	42	1,450	11.8	XWL42.15N	170 210 60

Repair kits

01	02	03	04
			
Valves 6 pieces	Seal kits for 3 pistons	Oil seal kits (7 pieces)	Ceramic sockets for 3 pistons
R+M Nr.	R+M Nr.	R+M Nr. sets	R+M Nr. KØ ↕
170 278 0	170 278 2	170 287 3	170 265 0 20 45
170 278 0	170 278 3	170 287 3	170 189 1 22 45
170 278 0	170 278 3	170 287 3	170 189 1 22 45
170 278 0	170 278 3	170 287 3	170 189 1 22 45
170 278 0	170 427 08	170 287 3	170 184 9 28 45

Pump series 228, type "RK"



P	←	U	KW	TYP	R+M Nr.
200	15	1,450	5.5	RK15.20HN	170 206 38
275	15	1,450	8.2	RK15.28HN	170 206 40
200	18	1,450	7.5	RK18.20HN	170 206 43
150	21	1,450	5.5	RK21.15HN	170 206 45

Repair kits

01	02	03	04
			
Valves 6 pieces	Seal kits for 3 pistons	Oil seal kits (7 pieces)	Ceramic sockets for 3 pistons
R+M Nr.	R+M Nr.	R+M Nr. sets	R+M Nr. KØ ↕
170 286 4	170 185 7	170 185 5	170 275 7 18 40
170 286 4	170 185 7	170 185 5	170 275 7 18 40
170 286 4	170 188 7	170 185 5	170 275 8 20 40
170 286 4	170 188 8	170 185 5	170 275 9 22 40

The photos showing the pumps and repair kits are only for your information.
The products might differ from the photos regarding their dimension and design.

Annovi Reverberi high pressure pumps

Pump series 228, type "JK" Car Wash



Carwash pump max. 85 ° C with at least 2 bar pre-pressure. Ideal for the car wash sector due to its long service life

Repair kits

01	02	03	04
			
Valves 6 pieces	Seal kits for 3 pistons	Oil seal kits	Ceramic socket for 3 pistons

P	←	U	KW	TYP	R+M Nr.	R+M Nr.	R+M Nr.	R+M Nr.	R+M Nr. KØ ↕
120	13	1,450	4.0	JK 13.12 N DX	170 278 64	170 286 4	170 422 13	170 434 03	170 434 02 18 40
150	15	1,450	4.0	JK 15.15 N DX	170 278 65	170 286 4	170 422 13	170 434 03	170 434 02 18 40
150	21	1,450	5.5	JK 21.15 N DX	170 278 66	170 286 4	170 425 64	170 434 03	170 461 10 22 40

Annovi Reverberi high pressure pumps for Car Wash

Motor pump combinations



400 V. All models are equipped with a regulation valve*, delayed total stop control, pressure gauge, 5 m electric cable and an on-off switch. ⊖ 1/2" F ⊕ 3/3" M.
Max. 85 °C at min. 2 bar inlet pressure

Repair kits

01	02	03	04
			
Valves 6 pieces	Seal kits for 3 pistons	Oil seal kits	Ceramic socket for 3 pistons

P	←	U	KW	TYP	R+M Nr.	R+M Nr.	R+M Nr.	R+M Nr.	R+M Nr. KØ ↕
120	13	1,450	4.0	HJK 13.12 ET 4KW PTFE	170 278 70	170 286 4	170 422 13	170 434 03	170 434 02 18 40
150	15	1,450	4.0	HJK 15.15 ET 4KW PTFE	170 278 71	170 286 4	170 422 13	170 434 03	170 434 02 18 40
150	21	1,450	5.5	HJK 21.15 ET 5,5KW PTFE	170 278 72	170 286 4	170 425 64	170 434 03	170 461 10 22 40

Pump/motor assignment



Pump	TYP	coupling	flange	solid shaft	KW
Annovi Reverberi for Car Wash					
170 278 64	JK 13.12 N DX	100 151 11	100 015 10	175 002 001	4.0
170 278 65	JK 15.12 N DX	100 151 11	100 015 10	175 002 001	4.0
170 278 66	JK 21.12 N DX	100 151 11	100 015 10	175 002 002	5.5

Symbols ⊖ inlet ⊕ outlet

COMET high pressure pumps

Premium



Max. 30 °C

P	←	U	KW	TYP	R+M Nr.
345	18.0	1,450	15,5	TW 4550S	172 045 500
172	38.0	1,450	12,5	TW 10025S	172 100 250
172	42.5	1,450	13,7	TW 11025S	172 110 250
248	27.0	1,450	16,5	TW 7036 S	172 070 360

Repair kits

01	02	03	04
			
Valves 6 pieces	Seal kits for 3 pistons	Oil seal kits	Ceramic socket kit for 3 pistons
R+M Nr.	R+M Nr.	R+M Nr.	R+M Nr.
172 900 003	172 900 027	172 900 018	172 900 012
172 900 005	172 900 020	172 900 210	172 900 014
172 900 005	172 900 020	172 900 210	172 900 014
172 900 005	172 900 028	172 900 210	172 900 013



Max. 30 °C

P	←	U	KW	TYP	R+M Nr.
276	19	1,450	10	RW 5040S	172 050 400

01	02	03	04
			
Valves 6 pieces	Seal kits for 3 pistons	Oil seal kits	Ceramic socket kit for 3 pistons
R+M Nr.	R+M Nr.	R+M Nr.	R+M Nr.
172 900 002	172 900 025	172 900 017	172 900 010

Standard



Max. 30 °C

P	←	U	KW	TYP	R+M Nr.
207	15.0	1,450	5,5	FW2 4030 S	172 040 300
207	18.8	1,450	6,4	FW2 5030 S	172 050 300
207	21.0	1,450	7,1	FW2 5530 S	172 055 300

Repair kits

01	02	03	04
			
Valves 6 pieces	Seal kits for 3 pistons	Oil seal kits	Ceramic socket kit for 3 pistons
R+M Nr.	R+M Nr.	R+M Nr.	R+M Nr.
172 900 001	172 900 185	172 900 186	172 900 008
172 900 002	172 900 024	172 900 186	172 900 009
172 900 002	172 900 024	172 900 186	172 900 009

COMET motor pumps

Motor pump combinations*



400 V. All models are equipped with a regulation valve **, delayed total stop control, pressure gauge, 6 m electric cable and an on-off switch. G 3/4" M M22 M. Max. 30 °C

P	←	U	KW	TYP	R+M Nr.
150	15	1,450	4.0	FW2 4025 TS+VA	172 040 255
210	15	1,450	5.5	FW2 4030 TS+VA	172 040 305
160	21	1,450	5.5	FW2 5523 TS+VA	172 055 225
170	15	1,450	4.5	RW 6.15 TS+VA	172 006 155

Repair kits

01	02	03	04
			
Valves 6 pieces	Seal kits for 3 pistons	Oil seal kits (7 pieces)	Ceramic sockets for 3 pistons
R+M Nr.	R+M Nr.	R+M Nr.	R+M Nr. KØ
172 900 001	172 900 185	172 900 186	172 900 008 18
172 900 001	172 900 185	172 900 186	172 900 008 18
172 900 002	172 900 024	172 900 186	172 900 009 20
172 900 001	172 900 026	172 900 017	172 900 011 20

Hot water seal kits are available on request.

* with pump FW2 from 2013

** Setting up of a regulation valve: page 62

Symbols P pressure ← flow U revolutions KW kilowatt TYP type KØ piston diameter shipment by truck ○ thread ↕ height

CAT high pressure pumps

Standard



P	←	U	KW	TYP	R+M Nr.
150	10	1,420	3	300	133 00
150	15	950	4.6	310	133 10
150	13	1,420	4.1	340	133 40
150	15	1,420	4.6	350	133 50
150	13	1,420	4.1	340RS	133 401 *
150	7,5	1,420	2.3	3CP1130	131 130
150	11	1,420	4.4	3CP1140	131 140
175	8,7	1,420	3.2	5CP2110W	132 110
175	15	950	5.5	5CP2120W	132 120
175	13	1,420	4.7	5CP2140W	132 140
175	15	1,420	5.5	5CP2150W	132 150
175	19	1,100	6.9	530	135 30
210	19	1,420	8.3	5CP5120	135 120

Repair kits

01



Valves 3 pieces

R+M Nr.
133 082 1
133 082 1
133 082 1
133 082 1
133 082 1
133 306 2
133 306 2
133 182 1
133 082 1
133 082 1
133 082 1
133 082 1
133 082 0
133 306 0

02



Seal kits for 3 pistons

R+M Nr.
133 062 3
133 062 3
133 062 3
133 062 3
133 062 3
133 398 3
133 398 3
133 362 8
133 362 8
133 362 8
133 362 8
133 362 8
133 048 8
133 363 0

03



Ceramic socket 1 piece

R+M Nr.	KØ
134 336 7	20
134 336 7	20
134 336 7	20
134 336 7	20
134 336 7	20
134 697 6	18
134 697 6	18
134 684 1	20
134 684 1	20
134 684 1	20
134 684 1	20
134 323 2	18
134 965 5	20

04



Oil seal kit 1 piece

R+M Nr.
134 322 8
134 322 8
134 322 8
134 322 8
134 322 8
134 322 8
134 683 9
134 683 9
134 683 8
134 683 8
134 683 8
134 683 8
134 683 8
134 322 8
134 683 8

The photos showing the pumps and repair kits are only for your information.
The products might differ from the photos regarding their dimension and design.

Repair kits for CAT high pressure pumps

Valves



3 pieces

R+M Nr.	TYP
133 068 7	623 - 820 - 823 - 1010 - 1013
133 082 0	510 - 530 - 550 - 560 - 570 - 590 - 650 - 660
133 082 1	5CP - 300 - 310 - 340 - 350
133 091 5	230 - 240 - 270
133 306 2	3CP1120 - 3CP1130 - 3CP1130
133 401 7	3520 - 3527 - 3531 - 3537
133 405 2	2SF
133 423 5	3520 - 3535
133 492 0	1050

Seal kits



For 3 pistons

R+M Nr.	TYP
133 002 3	280 - 290 - 400 - 410 - 420 - 430 small
133 048 8	53 - 58 - 530 - 540
133 061 0	51 - 55 - 550
133 062 3	30 - 31 - 34 - 35 - 300 - 310 - 340 - 350
133 062 9	45
133 079 8	650 - 660
133 391 6	1050
133 091 4	230 - 240 - 270
133 095 2	2530 - 2537
133 104 0	3531 - 3535 - 3537
133 163 8	5CP hot water
133 198 3	3CP hot water
133 362 3	350 hot water
133 362 8	5CP2120W - 5CP2140W - 5CP2150W
133 398 3	3CP1120 - 3CP1130 - 3CP1130

Socket



1 piece

R+M Nr.	KØ	TYP
134 323 2	18	53 - 56 - 57 - 58 - 59 - 60 - 530 - 540 - 560 - 580 - 590 - 654
134 331 1	16	51 - 55 - 510 - 550
134 336 7	20	5FR - 300 - 310 - 340 - 350
134 390 1	18	3FR - 230 - 240 - 270
134 684 1	20	5CP2120W - 5CP2140W - 5CP2150W
134 697 6	18	3CP1120 - 3CP1130 - 3CP1130
134 355 2	24	1050

Double nipples



BSP-m: NPT-m.
Stainless steel

R+M Nr.	○	P	↕
570 892	3/8"	315 bar	38 mm
570 999 2	1/2"	200 bar	46 mm



BSP-m : NPT-m.
Zinc-plated steel

R+M Nr.	○	P	↕
570 782	3/8"	280 bar	34.5 mm
570 982	1/2"	200 bar	43.0 mm

* shaft on the left

BERTOLINI high pressure pumps

Pump



Repair kits

01



Valves 6 pieces

02



Seal kit

03



Seal kits for 3 pistons

04



Oil seal kit for 1 piston

05



Ceramic socket for 1 piston

06



Fastening screw for 1 piston

P	←	U	KW	TYP	R+M Nr.	R+M Nr.	R+M Nr.	R+M Nr.	R+M Nr.	R+M Nr.	R+M Nr.
210	15	1,450	6.1	TTL 1520	177 015 200	177 698 679 73	177 698 369 73	177 698 399 73	177 698 729 73	177 600 091 82	177 600 720 02
210	21	1,450	8.6	TTL 2120	177 021 200	177 698 679 73	177 698 369 73	177 698 399 73	177 698 729 73	177 600 091 82	177 600 720 02
300	13	1,450	7.6	TTL 1330	177 013 300	177 698 679 73	177 698 349 73	177 698 339 73	177 698 729 73	177 600 551 82	177 600 735 12
300	20	1,450	11.5	TTL 2030	177 020 300	177 698 679 73	177 698 349 73	177 698 339 73	177 698 729 73	177 600 551 82	177 600 735 12

Hawk high pressure pumps

Pump



Repair kits

01



Valves 6 pieces

02



Seal kit for 3 pistons

03



Seal kits for 3 pistons

04



Oil seal kit for 3 pistons

05



Ceramic socket for 1 piston, complete

P	←	U	KW	TYP	R+M Nr.	R+M Nr.	R+M Nr.	R+M Nr.	R+M Nr.	R+M Nr.
200	15	1,450	5.7	NMT 1520R	174 015 200	174 190 554 3	174 190 557 8	174 260 077	174 260 803	174 260 107
200	21	1,450	7.9	NMT 2120R	174 021 200	174 190 554 3	174 190 557 8	174 260 077	174 260 803	174 260 107
300	24	1,450	14.1	XLT 2530IR	174 024 300	174 190 568 7	174 190 567 0	174 260 126	174 260 003	174 260 130
240	30	1,450	14.2	XLT 3025IR	174 030 240	174 190 568 7	174 190 585 2	174 260 125	174 260 003	174 260 129
170	35	1,450	11.2	XLT 3517IR	174 035 170	174 190 568 6	174 190 585 3	174 260 113	174 260 003	174 260 117

Pump accessories

new

Wall bracket



Stainless steel. 200 x 200 x 150 mm. Suitable for our motor-pump units with AR HPV

R+M Nr.
105 000 021



Stainless steel. 280 x 280 x 260 mm. Suitable for our motor-pump units with 3 / 4 and 5.5 KW

R+M Nr.
105 000 022



Stainless steel. 270 x 270 x 500 mm. Capacity: 80 kg. Suitable for our motor-pump units with 3 / 4 / 5.5 and 7.5 KW

R+M Nr.
105 000 020

Vibrationdamper



Rubber buffer type A. M10 x 28. Incl. Screws and washers. Steel or stainless steel and elastic natural rubber 55 °. Spring stiffness: 500 N / mm. Load: 2,000 N

R+M Nr.	M	VPE
105 000 101	steel	4 pieces
105 000 104	stainless steel	4 pieces

Symbols P pressure ← flow U revolutions KW kilowatt TYP type KØ piston diameter ○ thread

Suttner regulation valves ST-261

ST-261 for panel mounting



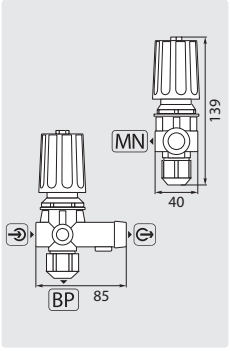

G = inlet 3/8" F. E = outlet 3/8" F. BP = bypass 1/4" F. MN = pressure gauge 1/4" F.
Max. 250 bar / 80 °C

R+M Nr.	E
200 261 559	30 l/min

ST-261 for panel mounting



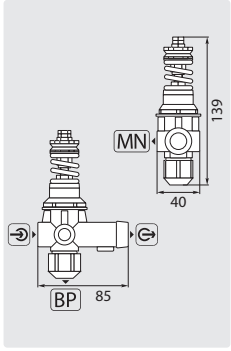

G = inlet 3/8" F. E = outlet 3/8" F. BP = bypass 1/4" F. MN = pressure gauge 1/4" F.
Max. 250 bar / 80 °C

R+M Nr.	E
200 261 557	30 l/min

ST-261 for panel mounting with pressure switch



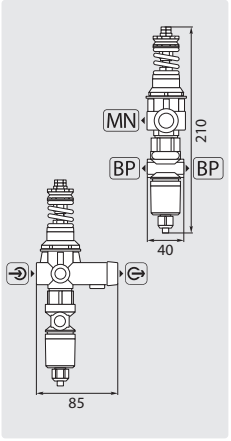

G = inlet 3/8" F. E = outlet 3/8" F. BP = bypass 1/4" F. MN = pressure gauge 1/4" F. Regulation valve with pressure switch (IP65) and cable 1,200 mm. Max. 250 bar / 80 °C

R+M Nr.	E
200 261 655	30 l/min

ST-261 without chemical injector



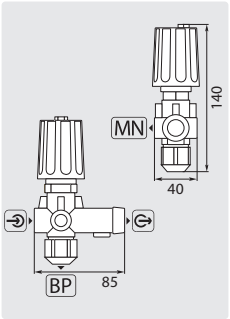

G = inlet 3/8" F. E = outlet 3/8" F. BP = bypass 1/4" F. MN = pressure gauge 1/4" F.
Max. 250 bar / 80 °C

R+M Nr.	E
200 261 500	30 l/min

ST-261 with chemical injector



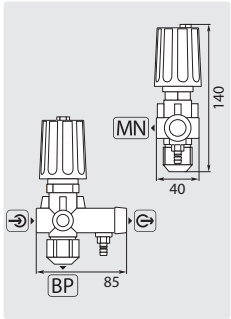

G = inlet 3/8" F. E = outlet 3/8" F. BP = bypass 1/4" F. MN = pressure gauge 1/4" F. Hose tail 6 mm. Max. 250 bar / 80 °C

R+M Nr.	D	E
200 261 560	1.8	30 l/min
200 261 570	2.1	30 l/min
200 261 580	2.4	30 l/min

ST-261 with pressure switch three-core



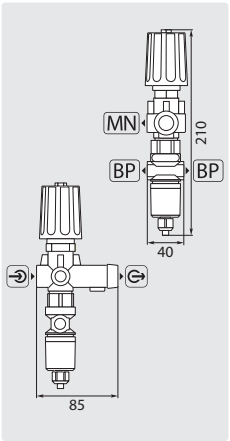

G = inlet 3/8" F. E = outlet 3/8" F. BP = bypass 1/4" F. MN = pressure gauge 1/4" F. Regulation valve with pressure switch (IP65) three-core and cable 1,200 mm. Max. 250 bar / 80 °C

R+M Nr.	E
200 261 550	30 l/min

ST-261 with pressure switch four core



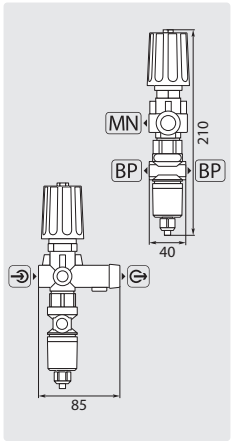

G = inlet 3/8" F. E = outlet 3/8" F. BP = bypass 1/4" F. MN = pressure gauge 1/4" F. Regulation valve with pressure switch (IP65) four-core and cable 1,200 mm. Max. 250 bar / 80 °C

R+M Nr.	E
200 261 551	30 l/min

ST-261 with pressure switch



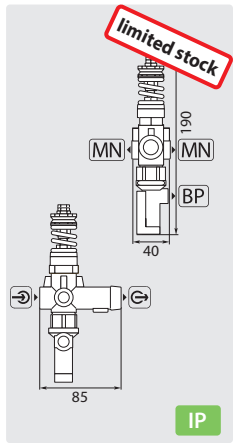

G = inlet 3/8" F. E = outlet 3/8" F. BP = bypass 1/4" F. MN = pressure gauge 1/4" F. Regulation valve with pressure switch (IP55) and cable 140 mm. Max. 250 bar / 80 °C

R+M Nr.	E
200 261 660	30 l/min

Suttner regulation valves ST-261

Repair kits ST-261



Piston rod

R+M Nr.
200 261 526



Pressure switch (IP55) with cable 1,200 mm

R+M Nr.
200 261 517



Pressure switch (IP65) three-core and cable 1,200 mm

R+M Nr.
200 261 513



Pressure switch (IP65) with four-core and cable 1,200 mm

R+M Nr.
200 261 514



Pressure rod

R+M Nr.
200 261 527



HP check valve

R+M Nr.
200 261 528



Micro switch

R+M Nr.
090 000 050



Chemical check valve. Hose tail 6 mm

R+M Nr.
200 060 725



Handgrip

R+M Nr.
200 260 547



Metering valve. Tail 6 mm

R+M Nr.
050 000 370 **1**
200 061 500 **2**



Tamperproof cap for ST-261. Not suitable for panel mounting.

R+M Nr.
020 000 277

Symbols ← flow G inlet ⟲ outlet BP bypass MN pressure gauge

Suttner regulation valves

ST-291



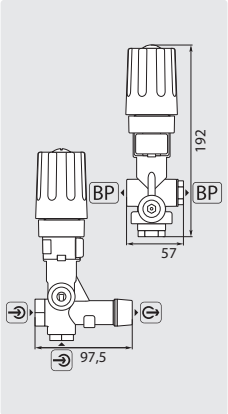

G = inlet 3/8" F. E = outlet 3/8" F. BP = bypass 1/2" F. Max. 350 bar / 90 °C

R+M Nr.	←
200 291 500	40 l/min

ST-291 with switch



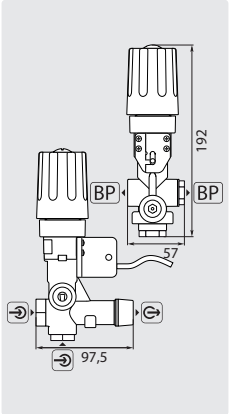

G = inlet 3/8" F. E = outlet 3/8" F. BP = bypass 1/2" F. Regulation valve with pressure switch (IP67) and cable 1,200 mm. Max. 350 bar / 90 °C

R+M Nr.	←
200 291 550	40 l/min

Repair kits ST-291



Piston rod

R+M Nr.
200 291 495



Check valve

R+M Nr.
200 291 490



Switch (IP67) with cable 1,200 mm

R+M Nr.
200 291 450



Seal kit

R+M Nr.
200 291 485

ST-280



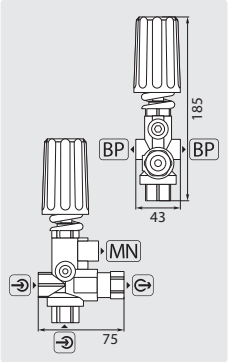

G = inlet 3/8" F.
E = outlet 3/8" F.
BP = bypass 1/4" F.
MN = pressure gauge 1/4" F.
Max. 250 bar / 80 °C

R+M Nr.	←
200 280 510	30 l/min

Repair kits ST-280



Type A

R+M Nr.
200 280 650



Type C

R+M Nr.
200 280 646



Type D

R+M Nr.
200 280 526

Setting up of a regulation valve

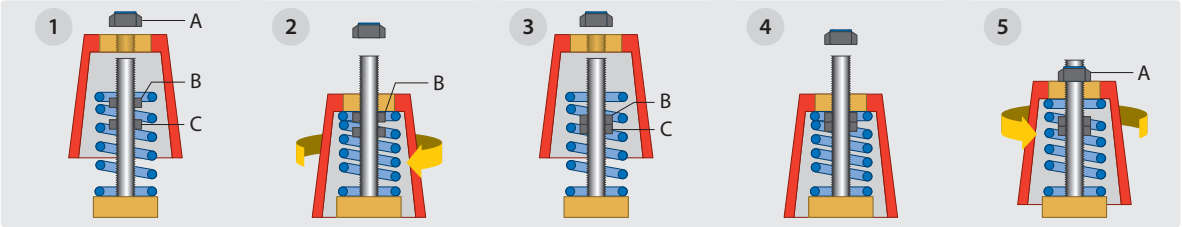

www.rm-suttner.com

1. Loose fixing nut (A) and take off handgrip. Also loose nut (B) and nut (C). Put handgrip back in position without fixing it. Switch on high pressure device and press gun trigger.
2. While keeping an eye on the gauge`s pressure slowly tighten the handgrip. When working pressure is attained turn handgrip one rotation tighter. In this position nut (B) must be next to the handgrip. Otherwise, nut (B) has to be adjusted until this position is reached.
3. Take off handgrip and fix nut (C) against nut (B).
4. Unscrew the handgrip until it bumps to nut. Press trigger of gun several times in order to control the working and switching pressure. If necessary, repeat phase 2.
5. Turn handgrip back until minimum/steam pressure stage is obtained (according to indication of manufacturer). Mount fixing nut until swing of grip. Fixing nut (A) defines the stage of low and steam pressure, nut (B) defines the stage of working and switching pressure.

Symbols ← flow G inlet E outlet BP bypass MN pressure gauge

Regulation valves

UL 250



IN = inlet 3/8" F. OUT = outlet 3/8" F.
BP = bypass 1/4" F. MN = pressure gauge 1/4" F. Ball check valve. Max. 250 bar / 60 °C

R+M Nr.	IN
533 31	35 l/min

UL 250 for panel mounting



IN = inlet 3/8" F. OUT = outlet 3/8" F.
BP = bypass 1/4" F. MN = pressure gauge 1/4" F. Ball check valve. Max. 250 bar / 60 °C

R+M Nr.	IN
533 351	35 l/min

ST-250



IN = inlet 3/8" F. OUT = outlet 3/8" F.
BP = bypass 1/4" F.
MN = pressure gauge 1/4" F.
Ball check valve.
Max. 250 bar / 80 °C

R+M Nr.	IN
200 250 500	35 l/min

UL 250

Standard



R+M Nr.
121 412 9

With ball check valve



R+M Nr.
121 412 91

ST-250

With ball check valve

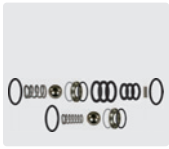

R+M Nr.
200 250 490

VB7



IN = input 3/8" M. OUT = outlet 3/8" F.
BP = bypass 3/8" F. MN = pressure gauge 1/4" F.
Max. 220 bar / 90 °C

R+M Nr.	IN
532 722 0	30 l/min

VB9



IN = inlet 3/8" F. OUT = outlet 3/8" F.
BP = bypass 3/8" F. MN = pressure gauge 1/4" F.
Regulation valve with switch (IP55) and cable 1,000 mm. Max. 220 bar / 90 °C

R+M Nr.	IN
532 235 0	30 l/min

VB9



IN = inlet 3/8" F. OUT = outlet 3/8" F.
BP = bypass 3/8" F. MN = pressure gauge 1/4" F.
Max. 220 bar / 90 °C

R+M Nr.	IN
532 234 0	30 l/min

VB56



IN = inlet 1/2" F. OUT = outlet 3/8" F.
Regulation valve with banjo-bolt.
X: 26 mm. Y: 66 - 76 mm.
Suitable for Leuco or Hawk MT-LT.
Max. 220 bar / 90 °C

R+M Nr.	IN
532 137 2	30 l/min



IN = inlet 1/2" F. OUT = outlet 3/8" F.
Regulation valve with banjo-bolt.
X: 4.5 mm. Y: 59.5 - 63.5 mm.
Suitable for AR Serie RC.
Max. 220 bar / 90 °C

R+M Nr.	IN
532 139 2	30 l/min



IN = inlet 1/2" F. OUT = outlet 3/8" F.
Regulation valve with banjo-bolt.
X: 4.5 mm. Y: 62 - 65.5 mm.
Suitable for AR Series RK, Comet Series FW.
Max. 220 bar / 90 °C

R+M Nr.	IN
532 138 0	30 l/min

Regulation valves

VB75



⊂ = inlet 1/2" F. ⊃ = outlet 3/8" F. Regulation valve with banjo-bolt. X: 19 mm. Y: 62-73 mm. Suitable for IP50, IP44, IP47, IP60, IP63 / Speck NP16. Max. 250 bar / 90 °C

R+M Nr.	←
532 093 0	30 l/min

VB85



⊂ = inlet 1/2" F. ⊃ = outlet 1/2" F. BP = bypass 1/2" F. Max. 90 °C

R+M Nr.	P	←
532 851 6	max. 160 bar	80 l/min
532 852 8	max. 280 bar	80 l/min

Rep. Kit VB85



R+M Nr.
532 851 62

VB80



⊂ = inlet 1/2" F. ⊃ = outlet 1/2" F. BP = bypass 1/2" F. Stainless steel. Max. 90 °C

R+M Nr.	P	←
532 802 84	max. 280 bar	80 l/min

VB80/150



⊂ = inlet 1/2" F. ⊃ = outlet 1/2" F. BP = bypass 1/2" F. MN = pressure gauge 1/4" F. Max. 90 °C

R+M Nr.	P	←
532 801 50	max. 150 bar	80 l/min

VB53/500



⊂ = inlet 1/2" F. ⊃ = outlet 1/2" F. BP = bypass 1/2" F. Max. 90 °C

R+M Nr.	P	←
532 535 00	max. 500 bar	80 l/min

VB26



⊂ = inlet 1/2" F. ⊃ = outlet 1/2" F. BP = bypass 1/2" F. Stainless steel.
Max. 90 °C

R+M Nr.	P	←
532 262 80	max. 280 bar	80 l/min

VRT100/190



⊂ = inlet 1/2" F. ⊃ = outlet 1/2" F.
BP = bypass 1/2" F.
Max. 90 °C

R+M Nr.	P	←
532 056 0	max. 190 bar	100 l/min

Symbols ⊂ inlet ⊃ outlet BP bypass MN pressure gauge ← flow P pressure

Regulation valves

VB350



= inlet 3/8" M. = outlet 3/8" F. BP = bypass 1/2" F. MN = pressure gauge 1/4" F. Regulation valve with switch (IP55) and cable 1,200 mm. Max. 350 bar / 90 °C

R+M Nr.	
532 350	40 l/min

VB350



= inlet 3/8" M. = outlet 3/8" F. BP = bypass 1/2" F. MN = pressure gauge 1/4" F. Max. 350 bar / 90 °C

R+M Nr.	
532 340	40 l/min

VB60/600



= inlet 1/2" F. = outlet 1/2" F. BP = bypass 1/2" F. Max. 600 bar / 90 °C

R+M Nr.	
532 260 0	60 l/min

Gymatic 3/B



= inlet 3/4" F. = outlet 3/8" M. Regulation valve with banjo-bolt. X: 8.5 mm. Y: 68-77 mm. Suitable for AR Serie XW. Max. 250 bar / 45 °C (*60 °C)

R+M Nr.	
170 208 02	35 l/min



= inlet 1/2" M. = outlet 3/8" M. Regulation valve with banjo-bolt. X: 4.5 mm. Y: 53-64 mm. Suitable for AR Serie XM, RR, JK and RK. Max. 250 bar / 45 °C (*60 °C)

R+M Nr.	
170 200 80	35 l/min



= inlet 1/2" M. = outlet 3/8" M. Regulation valve with banjo-bolt. Chemical injector (Ø 2.1 mm), hose tail 8 mm. X: 4.5 mm. Y: 53-64 mm. Suitable for AR Serie XM, JK and RK. Max. 250 bar / 45 °C (*60 °C)

R+M Nr.	
170 204 00	13 / 18 l/min

VB60/600



= inlet 1/2" F. = outlet 1/2" F. BP = bypass 1/2" F. Regulation valve with micro switch (IP55) and cable 950 mm. Max. 600 bar / 90 °C

R+M Nr.	
532 265 0	60 l/min

Zeromatic 93



= inlet 1/2" F. = outlet 3/8" M. BP = bypass 1/2" F. MN = pressure gauge 1/4" F. Max. 250 bar / 60 °C

R+M Nr.	
170 290 7	40 l/min

* short-term, only

INTERPUMP regulation valves

K1



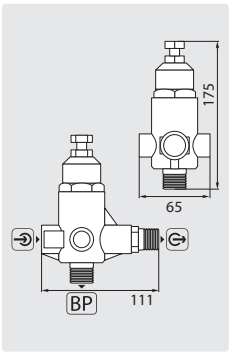

⊂ = inlet 3/8" F. ⊃ = outlet 1/2" M.
BP = bypass 1/2" M.
Max. 250 bar / 60 °C

R+M Nr.	⟵
100 000 10	9 - 41 l/min

K5



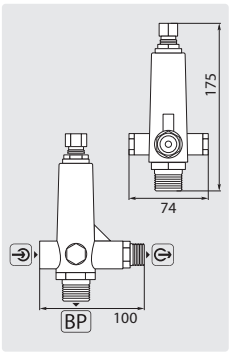

⊂ = inlet 3/8" F. ⊃ = outlet 1/2" M. BP = bypass 1/2" F - 3/4" M. MN = pressure gauge 1/4" F.
Max. 200 bar / 60 °C

R+M Nr.	TYP	⟵
100 000 51	K5.1	11 - 16 l/min
100 000 52	K5.2	16 - 25 l/min
100 000 53	K5.3	25 - 41 l/min

K7



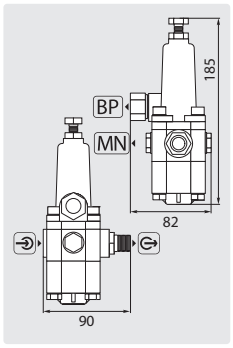

⊂ = inlet 3/8" F. ⊃ = outlet 3/8" M. BP = bypass 3/8" F. MN = pressure gauge 1/4" F.
Max. 200 bar / 60 °C

R+M Nr.	TYP	⟵
100 000 70	K7.0	8 - 11 l/min
100 000 71	K7.1	11 - 16 l/min
100 000 72	K7.2	16 - 25 l/min
100 000 73	K7.3	25 - 41 l/min

K9



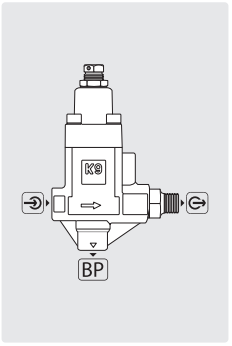

⊂ = inlet 1/2" F. ⊃ = outlet 1/2" M.
BP = bypass 1/2" F.
Max. 400 bar / 60 °C

R+M Nr.	⟵
100 000 95	50 l/min

H253



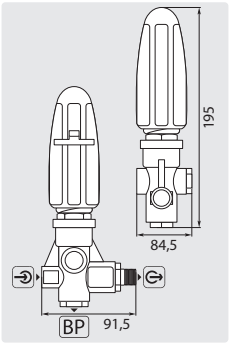

⊂ = inlet 3/8" F. ⊃ = outlet 3/8" M.
BP = bypass 3/8" F.
Max. 250 bar / 60 °C

R+M Nr.	TYP	⟵
100 012 53	stainless steel	8 - 30 l/min

Info about the valves K1 . K5 . K7 . K9 . BKX. By means of the valves the pressure can be zeroed in the entire system (pump and hose).

H284



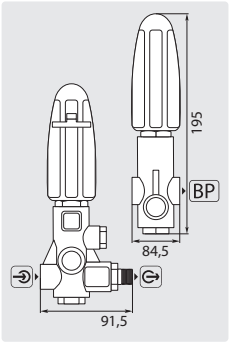

⊂ = inlet 3/8" F. ⊃ = outlet 3/8" M.
BP = bypass 3/8" F. MN = pressure gauge 1/4" F.
Max. 280 bar / 85 °C

R+M Nr.	⟵
100 002 84	8 - 41 l/min

H450



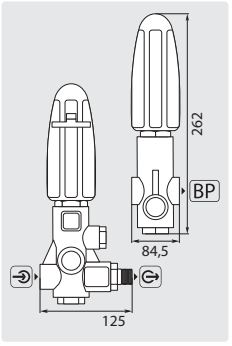

⊂ = inlet 1/2" F. ⊃ = outlet 1/2" M.
BP = bypass 1/2" F.
Max. 400 bar / 85 °C

R+M Nr.	⟵
100 014 40	50 l/min

H560



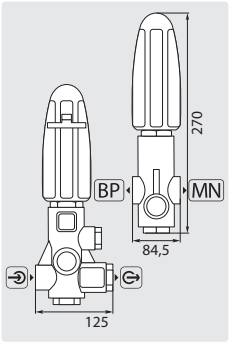

⊂ = inlet 1/2" F. ⊃ = outlet 1/2" F. BP = bypass 1/2" F. MN = pressure gauge 1/4" F.
Max. 500 bar / 60 °C

R+M Nr.	TYP	⟵
100 005 60	stainless steel	60 l/min

INTERPUMP regulation valves

HM



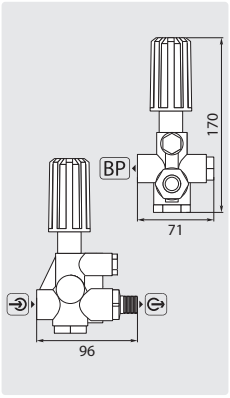

⇦ = inlet 3/8" F. ⇨ = outlet 3/8" M. BP = bypass 3/8" F. MN = pressure gauge 1/4" F.
Max. 200 bar / 85 °C

R+M Nr.	⇦
010 002 00	5 - 41 l/min

BKX



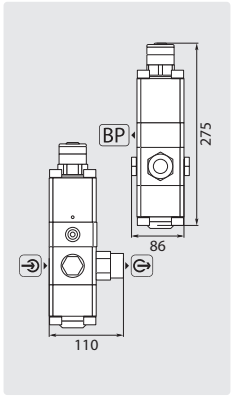

⇦ = inlet 1/2" F. ⇨ = outlet 1/2" F.
BP = bypass 3/4" F.
Max. 600 bar / 60 °C

R+M Nr.	⇦
010 000 02	60 l/min

TIMAX



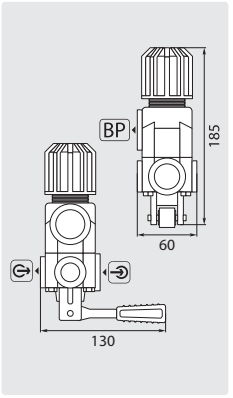

⇦ = inlet 3/4" F. ⇨ = outlet 1/2" F.
BP = bypass 1" F.
Max. 60 bar / 60 °C

R+M Nr.	⇦
010 010 01	200 l/min

Repair kits



R+M Nr.	Kit Nr.	TYP
340 058 01	58	K5
340 060 01	60	K5
340 070 01	70	K7
340 072 01	72	HM
340 093 01	93	W2, W2L
340 094 01	94	W2, W2L

Rep. Kit BKX

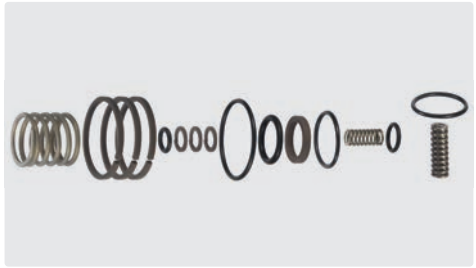

R+M Nr.
010 000 03

Valve "easystart"



Valve delays pressure increase at pump start.
Brass / stainless steel.
Closes at 4 l/min.
Max. 350 bar / 150 °C

R+M Nr.	⇨	⇦
200 232 510	3/8" M	1/4" M

Throttle control

IP adjustable



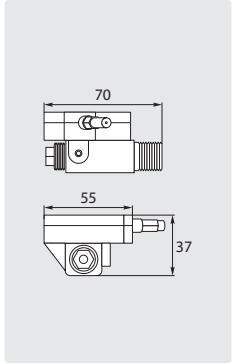

Regulator with string 1,000 mm. Min. 50 bar.
Max. 200 bar / 75 °C

R+M Nr.	○
995 000 00	3/8" M

RG1

Throttle control for engine motors. It slows RPM down when by-pass is activated.



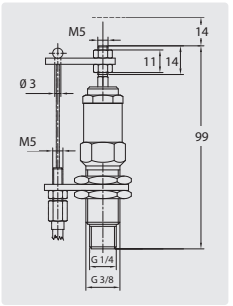

○ 1/4" M. 15 - 250 bar - 218 - 3,650 psi.
Max. 160 °C.

R+M Nr.	Stroke	⚖
532 013 0	14 mm	158 g

Symbols ⇨ inlet ⇦ outlet BP bypass MN pressure gauge ⇦ flow TYP type ⚖ weight ○ thread

High pressure check valves ST-264



1/4" F. Stainless steel. ↕ 62 mm. Opening pressure 0.05 - 0.1 bar. Max. 400 bar / 90 °C

R+M Nr.	SW
200 264 500	19 mm



1/4" F. Brass. ↕ 62 mm. Opening pressure 0.05 - 0.1 bar. Max. 150 bar / 90 °C

R+M Nr.	SW
200 264 510	19 mm



3/8" F. Stainless steel. ↕ 65 mm. Opening pressure 0.05 - 0.1 bar. Max. 400 bar / 90 °C

R+M Nr.	SW
200 264 520	22 mm



3/8" F. Brass. ↕ 65 mm. Opening pressure 0.05 - 0.1 bar. Max. 150 bar / 90 °C

R+M Nr.	SW
200 264 530	22 mm



1/2" F. Stainless steel. ↕ 90 mm. Opening pressure 0.05 - 0.1 bar. Max. 400 bar / 90 °C

R+M Nr.	SW
200 264 540	27 mm



1/2" F. Stainless steel. ↕ 90 mm. Opening pressure 10 bar. Max. 400 bar / 90 °C

R+M Nr.	SW
200 264 541	27 mm



1/4" M. Stainless steel. ↕ 37.8 mm. Opening pressure 0.05 - 0.1 bar. Max. 400 bar / 90 °C

R+M Nr.	SW
200 264 700	17 mm

Thermal relief valves



1/2" M : hose tail 8 mm. Valve with copper sonde. Working temperature 63 °C. Max. 10 bar

R+M Nr.
910 50

Assembly instructions of a relief valves

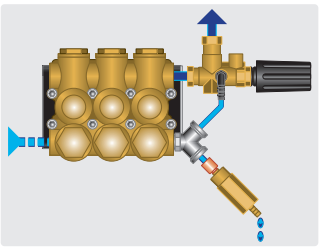

new



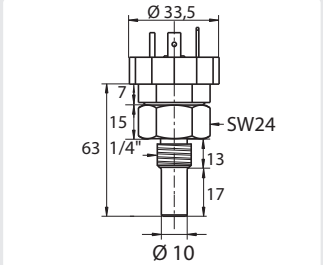

Bimetal temperature switch with plug. Switching point accuracy ± 5° C. Reset temperature 15…40K. Switching voltage up to AC 250 V / 2A. Max. 10 bar in the inlet. Switch 1/4" M

R+M Nr.	℃	○
910 513 560	60	1/4"
910 513 585	85	1/4"



1/2" M : hose tail 8 mm. Valve with copper sonde. Working temperature 63 °C. Max. 10 bar

R+M Nr.
910 55



3/8" M : hose tail 8 mm. Valve with copper sonde. Working temperature 63 °C. Max. 10 bar

R+M Nr.
910 65

Relief valves / pressure regulation valves

Setting up of a relief valve

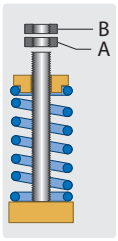

Screw off fixing nut (B) and regulating nut (A). Switch on high pressure cleaner and press trigger of gun so that the entire water flow runs out of the relief valve.

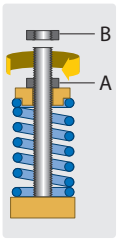

Slowly unscrew regulating nut (A) until pressure on the gauge is higher than the working pressure of the machine i.e. (> 100 bar = 10 % . < 100 bar = 20 %). Switch off hp cleaner and unscrew fix nut (B) without changing the position of nut (A).

Attention

High pressure cleaner that are equipped with a regulation (bypass) valve must be set after having adjusted the relief valve.

SR



↕ 110 mm. Max. 200 bar / 41 l/min / 80 °C

R+M Nr.	⟲	⟳
010 002 10	1/4" F	3/8" M

VS 240



↕ 90 mm. Max. 240 bar / 24 l/min / 60 °C

R+M Nr.	⟲	⟳
530 525 0	⌀ 3.5 mm	3/8" M

VS 500



↕ 222 mm. Max. 500 bar / 80 l/min / 90 °C

R+M Nr.	BP	⟳
532 520 0	3/8" F	1/2" F

S 250



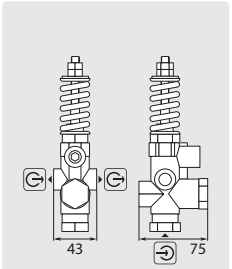

↕ 160 mm. Max. 250 bar / 35 l/min / 95 °C

R+M Nr.	⟲	⟳
530 10	1/4" F	3/8" F

Repair kits



S 250

R+M Nr.
121 412 92

S3



↕ 110 mm. Max. 580 bar / 100 l/min / 60 °C

R+M Nr.	⟳
010 002 15	1/2" M

Symbols ⟳ inlet ⟲ outlet BP bypass ○ thread ↕ height SW hexagon P pressure ℃ temperature

Relief valves / pressure regulation valves

ST-230 Pressure regulating valve





Seal possible

» Relief valve intended for use on water-operated high-pressure systems such as high-pressure cleaners or water heaters
» Approved for use with fluids of Group II according to 2014/68/EU
» ↕ 110 mm
» Max. 30 l/min / 95 °C

R+M Nr.	⟲	⟳	P
200 230 520	1/4" F	1/4" F	10-100
200 230 501	1/4" F	1/4" F	80-250
200 230 502	M16 x 1,5 M	1/4" F	80-250
200 230 601	1/4" F	1/4" F	120-350
200 230 602	M16 x 1,5 M	1/4" F	120-350

Repair kits



ST-230

R+M Nr.	for TYP
200 230 495*	100 bar
200 230 495*	250 bar
200 230 496	100 bar
200 230 496	250 bar
200 230 497	350 bar

ST-230-700 Pressure regulating valve

new

Seal possible





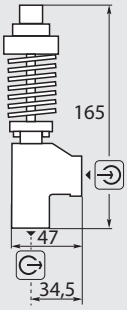

↕ 165 mm. Max. 40 l/min / 60 °C.
Short-term max. 85° C

R+M Nr.	⟲	⟳	P
200 230 700	3/8" F	1/4" F	200-700



Jetbreaker

new





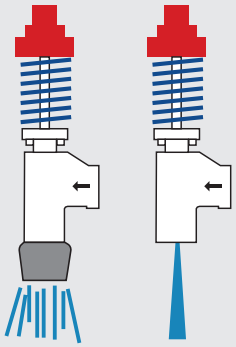

↕ 27 mm

R+M Nr.	⟳
200 230 410	3/8" M

Suttner chemical injectors

ST-60



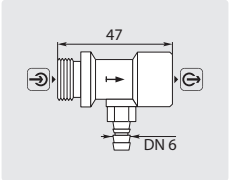

Injector without metering valve.
Max. 250 bar / 60 °C

R+M Nr.	G	O	D
200 060 600	3/8" M	3/8" F	1.8 mm
200 060 610	3/8" M	3/8" F	2.1 mm
200 060 620	3/8" M	3/8" F	2.4 mm

ST-62



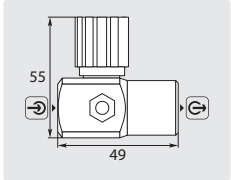

Injector without metering valve. Adjustable bypass allows big water flow rates without reduction of the water pressure. Max. 250 bar / 60 °C

R+M Nr.	G	O	D
200 062 500	3/8" F NPT	3/8" F NPT	1.6 mm

Metering valves



Valve for Suttner injector.
Hose tail 6 mm

R+M Nr.
050 000 370 **1**
200 061 500 **2**

Repair kits



Chemical check valve.
Hose tail 6 mm

R+M Nr.
200 060 725

Suttner foam injectors

ST-60.1 with coupling



Coupling ST-45-250 : plug ST-45-250. Injector with metering valve, suction hose 1,000 mm and suction filter ST-31. Max. 250 bar / 60 °C

R+M Nr.	D
200 060 750	1.6 mm

ST-60.1



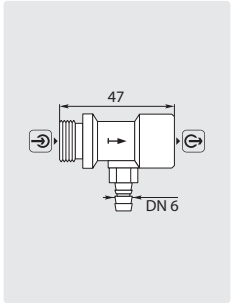

Injector without metering valve.
Max. 250 bar / 60 °C

R+M Nr.	G	O	D
200 060 700	3/8" M	3/8" F	1.6 mm
200 060 710	3/8" M	3/8" F	1.8 mm

ST-60.1 with quick screw coupling



M22 F : M22 M. Injector with metering valve, suction hose 1,000 mm and suction filter ST-31. Max. 250 bar / 60 °C

R+M Nr.	D
200 060 760	1.6 mm

Metering valves



Valve for Suttner injector. Hose tail 6 mm

R+M Nr.
050 000 370 **1**
200 061 500 **2**

Repair kits



Chemical check valve.
Hose tail 6 mm

R+M Nr.
200 060 725

The suitable foam lances are presented on pages 335, 336.

Accumulator



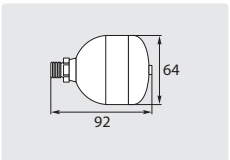

Volume 0.07 liter. Max. 80 °C

R+M Nr.	O	P
189 307 0	M14 M	15 - 200 bar



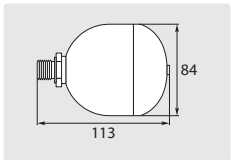

Volume 0.21 liter. Max. 85 °C

R+M Nr.	O	P
189 321 0	M16 M	25 - 220 bar
189 321 2	3/8" M	25 - 220 bar



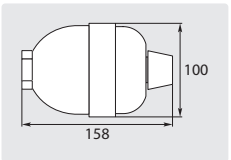

Volume 0.35 liter. Max. 85 °C

R+M Nr.	O	P
189 211 0 *	3/8" F	40 - 210 bar

* Accumulator must be filled with nitrogen

Symbols G inlet O outlet D nozzle TYP type DN nominal diameter P pressure O thread

Chemical injectors

R+M 300



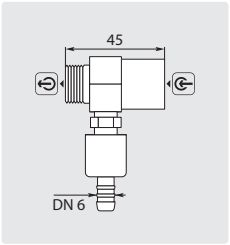

Injector with metering valve.
Max. 220 bar / 90 °C

R+M Nr.	⟲	⟳	D
544 318 1	3/8" M	3/8" F	1.8 mm
544 321 1	3/8" M	3/8" F	2.1 mm
544 323 1	3/8" M	3/8" F	2.3 mm

R+M 300



Injector with metering valve.
Max. 220 bar / 90 °C

R+M Nr.	⟲	⟳	D
544 318 11	M22 M	M22 F	1.8 mm
544 321 11	M22 M	M22 F	2.1 mm
544 323 11	M22 M	M22 F	2.3 mm

Functional principle of a chemical injector

High pressure phase

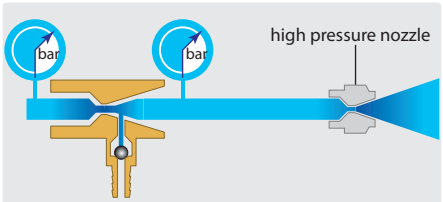

Low pressure phase

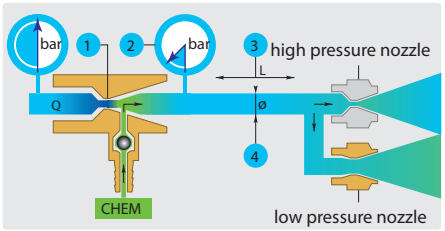

The operation of the injector depends on:

1 The nozzle type must be chosen in dependence on the output of the high pressure cleaner.
2 The difference of pressure allows addition of chemical products occurred by special effect of "venturi" nozzle. This effect is given when the water also rinses through the low pressure nozzle. This has a bigger orifice than the high pressure nozzle and is mounted on the spray lance (e. g. at a double lance).
3 Length of the high pressure hose (should not be longer than 20 m).
4 Internal diameter of the high pressure hose (the longer the hose the bigger should be its internal diameter). Hose extensions injure output of the injector.

Suttner chemical suction sets



Suction set with suction hose 1,500 mm, suction filters ST-31 and chemical-resistant plastic tube 320 mm. The tube keeps the suction filter at the deepest point.

R+M Nr.	TYP	DN
200 031 500	clear PVC hose	6 mm
200 031 510	reinforced PVC hose blue	9 mm
200 031 520	reinforced PVC hose yellow	9 mm
200 031 530	reinforced PVC hose clear	9 mm



Suction set with filter check valve ST-32 and stainless steel tube 350 mm.

R+M Nr.	DN
200 032 601	6 mm
200 032 602	8 mm
200 032 603	10 mm

Hose clamps

1.4016 stainless steel housing and band.
Hexagon screw zinc-plated. Worm gear high tension.
Flat tape inner sides with turned up rims.
According to DIN 3017, W2



Clamps with hexagon screw. ↕ 9 mm

R+M Nr.	VPE	DN
735 10	1	6 mm
735 30	1	9 mm

R+M Nr.	VPE	DN
735 101 00	100	6 mm
735 301 00	100	9 mm

High Pressure Filter ST-33



Brass with stainless steel filter. Bidirectional.
Max. 400 bar / 40 l/min. / 150 °C

R+M Nr.	↕	○	○
200 033 855	45.6 mm	1/4" M	1/4"F

Ultra High Pressure Filter



Stainless steel with brass mesh holder and stainless steel strainer. Suitable as inlet water filter for ST-164. Max. 400 bar / 100 °C

R+M Nr.	↕	⟳	⟲
200 163 100	40 mm	M 22 M	3/8" M

⟳ inlet ⟲ outlet D nozzle ↔ length ○ thread DN nominal diameter C colour ↕ height

easyfoam365+ injectors by Suttner

Injectors ST-160



3/8" F : 3/8" M : hose tail 9 mm. Injector for applications with chemicals and foam. The chemical dosing is adjusted by 10 exchangeable nozzle inserts (0.5 - 2.0 mm).
Max. 350 bar / 90 °C

R+M Nr.	D
200 160 498	1.1 mm
200 160 499	1.2 mm
200 160 500	1.3 mm
200 160 505	1.4 mm
200 160 510	1.5 mm
200 160 515	1.6 mm
200 160 520	1.7 mm
200 160 525	1.8 mm
200 160 530	1.9 mm
200 160 535	2.0 mm
200 160 540	2.1 mm
200 160 545	2.2 mm
200 160 550	2.3 mm
200 160 560	2.5 mm
200 160 575	2.8 mm



3/8" F : 3/8" M : hose tail 9 mm.
Injector ST-160 with metering valve ST-161.
Max. 350 bar / 90 °C

R+M Nr.	D
200 160 599	1.1 mm
200 160 600	1.2 mm
200 160 601	1.3 mm
200 160 602	1.4 mm
200 160 603	1.5 mm
200 160 604	1.6 mm
200 160 605	1.7 mm
200 160 606	1.8 mm
200 160 607	1.9 mm
200 160 608	2.0 mm
200 160 609	2.1 mm
200 160 610	2.2 mm
200 160 611	2.3 mm
200 160 613	2.5 mm
200 160 614	2.8 mm

Injectors ST-166



3/8" F : 3/8" M : 2 hose tails 9 mm. Injector for applications with chemicals and foam.
The injector sucks in/admixes up to two chemicals at the same time.
The chemical dosing is adjusted by 2 x 10 exchangeable nozzle inserts (0.5 - 2.0 mm).
Max. 350 bar / 90 °C

R+M Nr.	D
200 166 500	1.3 mm
200 166 510	1.6 mm
200 166 530	1.9 mm

Valve lock





Valve lock for metering valve ST-161

R+M Nr.
040 003 566

Metering valves ST-161



Hose tail 9 mm : M14 M. Metering valve ST-161 suitable for being refitted in **easy**foam365+ injectors (ST-160, ST-166, ST-167 and ST-168)

R+M Nr.	C
200 161 500	blue (FKM)



Hose tail 9 mm : M14 M. Metering valve ST-161 suitable for being refitted in **easy**foam365+ injectors (ST-160, ST-166, ST-167 and ST-168)

R+M Nr.	C
200 161 515	grey (EPDM)



Hose tail 9 mm : hose tail 9 mm.
Panel mount is possible

R+M Nr.	C
200 161 510	blue (FKM)

Exchangeable nozzle inserts



Plastic. 10 nozzle inserts
(0.5 - 2.0 mm).
Incl. o-rings

R+M Nr.
200 163 340



Plastic. 9 nozzle inserts (0.5 - 1.5 mm).
Incl. o-rings.
Incl. 1 insert without hole

R+M Nr.
200 163 335

ST-160 wall mount



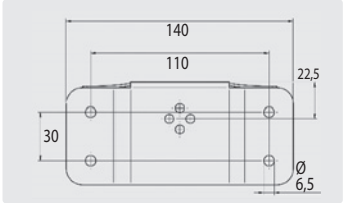

Stainless steel. Incl. fastening material for the injector.
Fits for ST-160+161 and 166

R+M Nr.
200 160 160

easyfoam365+ injectors by Suttner

Injectors ST-160 with metering valve ST-161



Coupling ST-45-250 stainless steel : plug ST-45-250 stainless steel. Injector with metering valve ST-161, suction hose 2,000 mm and suction filter ST-31. Max. 250 bar / 90 °C

R+M Nr.	D
200 160 845	1.2 mm
200 160 846	1.3 mm
200 160 847	1.4 mm
200 160 848	1.5 mm
200 160 849	1.6 mm
200 160 850	1.7 mm
200 160 851	1.8 mm
200 160 852	1.9 mm
200 160 853	2.0 mm
200 160 854	2.1 mm
200 160 855	2.2 mm
200 160 856	2.3 mm



Coupling ST-45-250 nickel-plated brass : plug ST-45-250 zinc-plated steel. Injector with metering valve ST-161, suction hose 2,000 mm and suction filter ST-31. Max. 250 bar / 90 °C

R+M Nr.	D
200 160 860	1.2 mm
200 160 861	1.3 mm
200 160 862	1.4 mm
200 160 863	1.5 mm
200 160 864	1.6 mm
200 160 865	1.7 mm
200 160 866	1.8 mm
200 160 867	1.9 mm
200 160 868	2.0 mm
200 160 869	2.1 mm
200 160 870	2.2 mm
200 160 871	2.3 mm



M22 F : M22 M. Injector with metering valve ST-161, suction hose 2,000 mm and suction filter ST-31.
Max. 350 bar / 90 °C

R+M Nr.	D
200 160 803	1.2 mm
200 160 804	1.3 mm
200 160 800	1.4 mm
200 160 801	1.5 mm
200 160 802	1.6 mm
200 160 805	1.7 mm
200 160 806	1.8 mm
200 160 808	2.0 mm
200 160 809	2.1 mm
200 160 810	2.2 mm
200 160 811	2.3 mm

Reinforced PVC hoses blue



Max. 60 °C. Other dimensions are available on request

Per metre

R+M Nr.	DN	
080 000 310	9 mm	3.0 mm
306 71	13 mm	3.0 mm

Complete rolls

R+M Nr.	DN	↔	
306 560 50	9 mm	50 m	3.0 mm
306 710 50	13 mm	50 m	3.0 mm

Suction filter ST-31



Filter without check valve. Plastic.
Stainless steel weight

R+M Nr.
200 031 615



Filter with check valve. Plastic.
Stainless steel weight

R+M Nr.
200 031 611

Accessories injectors



Hose tail 9 mm : M14 M.
Check valve

R+M Nr.
200 163 350



1/4" M : M14 M.
Check valve

R+M Nr.
200 163 356

Symbols D nozzle wall thickness DN nominal diameter

easyfoam365+ injectors by Suttner

Injectors ST-160



Coupling ST-45-250 nickel-plated brass : plug ST-45-250 stainless steel. Injector with metering valve ST-161, suction hose 2,000 mm and suction filter ST-31. Max. 250 bar / 90 °C

R+M Nr.	D
200 160 616	1.8 mm : 2.3 mm



Coupling ST-45-250 nickel-plated brass : plug ST-45-250 stainless steel. Injector ST-160 with metering valve ST-161, suction hose 2,000 mm and suction filter ST-31. Max. 250 bar / 90 °C

R+M Nr.	D
200 160 615	1.7 mm : 2.3 mm



Coupling ST-45-250 nickel-plated brass : plug ST-45-250 stainless steel. Injector ST-160 with metering valve ST-161, suction hose 2,000 mm and suction filter ST-31. Max. 250 bar / 90 °C

R+M Nr.	D
200 160 617	2.2 mm : 2.8 mm

easyfoam365+ bypass injectors ST-167



Coupling ST-45-250 nickel-plated brass : plug ST-45-250 stainless steel. Injector ST-167 with metering valve ST-161, suction hose 2,000 mm and suction filter ST-31. Max. 250 bar / 100 °C

R+M Nr.	D
200 167 850	1.8 mm : 2.3 mm



Coupling ST-45-250 stainless steel : plug ST-45-250 stainless steel. Injector ST-167 with metering valve ST-161, suction hose 2,000 mm and suction filter ST-31. Max. 250 bar / 100 °C

R+M Nr.	D
200 167 855	1.8 mm : 2.3 mm



Coupling ST-45-250 nickel-plated brass : plug ST-45-250 stainless steel. Injector ST-167 with metering valve ST-161, suction hose 2,000 mm and suction filter ST-31. Max. 250 bar / 100 °C

R+M Nr.	D
200 167 860	1.8 mm : 2.8 mm

Reference list manufacturer number to R+M number A

Manufacturer Nr.	R+M Nr.
640 124 4	200 160 616
640 124 4	200 160 615
640 124 6	200 160 617
640 124 2	200 167 850
640 124 3	200 167 855
640 124 7	200 167 860

R+M high quality spare parts are obtained from well-established manufacturers. As a rule they are not original spare parts. The original order numbers and the indication of other information are exclusively for your guidance and furthermore they are not intended for the general use, e.g. invoices addressed to end users. In case of mentioning the original order numbers in your orders it can not be assumed that the products ordered are original spare parts. Original spare parts are supplied when they are especially offered as those in our catalogue or in other mailing pieces such as special offers or newsletters.

Suttner flow switches

ST-5 flow switche ST-5 "High-Flow" 210 bar





Floater ST-5 "High-Flow" with hole

R+M Nr.
200 005 528



REED switch

R+M Nr.
200 005 435

ST-5 "High-Flow". Floater with hole.
Contact 1 A - 250 V.

R+M Nr.	⊙	mount	closed/open	℃	⟷	cable ↔
200 005 701	1/2" F	vertical	5.2/4.2	80	60 l/min	1,200 mm

ST-5 flow switches 350 bar





Floater ST-5 without hole

R+M Nr.
200 005 518



REED switch

R+M Nr.
200 005 435

Floater with hole. Contact 1 A - 250 V.

R+M Nr.	⊙	mount	closed/open	℃	⟷	cable ↔
200 005 501	3/8" F	vertical	3.4/2.9	80	30 l/min	1,200 mm
200 005 601	3/8" F	horizontal or vertical	5.2/4.2	80	30 l/min	1,200 mm





Floater ST-5 without hole

R+M Nr.
200 005 526



REED switch

R+M Nr.
200 005 435

Floater without hole. Contact 1 A - 250 V.

R+M Nr.	⊙	mount	closed/open	℃	⟷	cable ↔
200 005 558	3/8" F	vertical	0.3/0.17	80	30 l/min	1,200 mm

ST-505 flow switches 600 bar





Floater ST-505 with hole

R+M Nr.
200 005 301



R+M Nr.	cable ↔
200 005 435	1,200 mm
200 005 438	3,500 mm

Floater VA with hole.
Contact 1 A - 250 V.

R+M Nr.	⊙	mount	closed/open	℃	⟷	cable ↔
200 505 706	3/8" F	vertical	3.3/1.8	80	30 l/min	1,200 mm
200 505 709	3/8" F	vertical	2.9/1.7	80	30 l/min	3,600 mm





Floater ST-505 without hole

R+M Nr.
200 005 526



R+M Nr.	cable
200 005 435	1,200 mm
200 005 438	3,500 mm

Floater brass with hole.
Contact 1 A - 250 V.

R+M Nr.	⊙	mount	closed/open	℃	⟷	cable ↔
200 505 708	3/8" F	vertical	0.5/0.1	80	30 l/min	1,200 mm
200 505 711	3/8" F	vertical	0,5/0.1	80	30 l/min	3,600 mm





Floater ST-505 without hole

R+M Nr.
200 005 311



REED switch

R+M Nr.
200 005 438

Floater VA without hole. Contact 1 A - 250 V

R+M Nr.	⊙	mount	closed/open	℃	⟷	cable ↔
200 505 707	3/8" F	vertical	1.8/1.3	80	30 l/min	1,200 mm

Suttner flow switches

Spare parts flow switches



Floater ST-5 with hole

R+M Nr.
200 005 520



REED switch ST-5 & ST-505

R+M Nr.	↔ cable
200 005 435	1.200 mm
200 005 438	3.500 mm

ST-6 flow switches



3/8" M : 3/8" M. Horizontal or vertical mount. Cable 1,200 mm.
Contact 1 A - 250 V.
1.8 l closed. 1.4 l open.
Max. 310 bar / 30 l/min / 80 °C

R+M Nr.
200 006 700



REED switch ST-6.
Cable 1,200 mm

R+M Nr.
200 006 436



Floater ST-6

R+M Nr.
200 006 490

Functional principle of a flow switch

Without waterflow

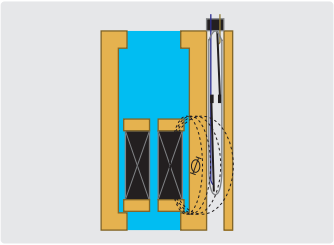

The floater is in resting position.
The contact is open.

With waterflow

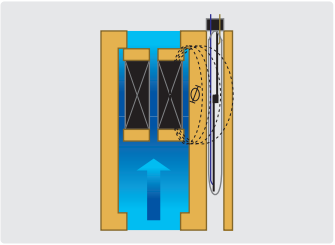

The floater is in working position.
The contact is closed by the magnetic floater.

ST-7 flow switches



3/8" F. Protection class IP65. Cable 1,200 mm. 10 A. 250 V. Inrush current 20 A (NC) and 15 A (NO). Max. 350 bar / 45 l/min / 80 °C

R+M Nr.	↩ switch-on points	
200 007 500	4.0 l/min	4.9 l closed. 3.5 l open
200 007 510	1.5 l/min	1.5 l closed. 0.8 l open

The ST-7 is a newly developed version of the flow switch having a completely new operating principle.
In this new development a robust and industrial micro switch is inserted instead of the usually supersensitive REED-contacts with low switching capacity.
This micro switch makes it possible to realize a significantly higher electrical output though having a longer working life.
The electrical and water-hydraulic components of the flow switch are completely separated.
The construction of the flow switch allows mounting the electrical parts independent of the hydraulic components within the series production process.
When fitting together chassis and switch box both parts of the flow switch are connected again.
Due to the mature engineering low switching points are realized in spite of maximum water quantities.
The pressure drop within the flow switch is only 1.5 bar at 30 l/min.

Spare parts flow switches ST-7



Repair-Kit floater ST-7

R+M Nr.	↩
200 007 497	4 l/min
200 007 499	1.5 l/min



Repair-Kit switch ST-7.
Cable 1,200 mm

R+M Nr.
200 007 498

Symbols ↔ length ↩ flow TYP type ○ thread ℃ temperature

High pressure gauges glycerine filled


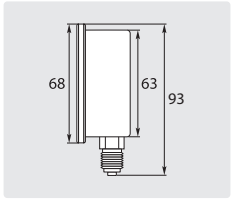

⌀ 63 mm. 1/4" M. Housing stainless steel.
Inlet at the bottom

R+M Nr.	pressure range
549 00	0 - 40 bar . 0 - 580 PSI
549 10	0 - 100 bar . 0 - 1.500 PSI
549 20	0 - 160 bar . 0 - 2.500 PSI
549 30	0 - 250 bar . 0 - 4.000 PSI
549 40	0 - 400 bar . 0 - 6.000 PSI
549 50	0 - 600 bar . 0 - 8.000 PSI


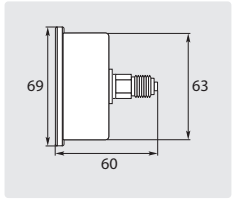

⌀ 63 mm. 1/4" M. Housing stainless steel.
Inlet at the back

R+M Nr.	pressure range
548 10	0 - 100 bar . 0 - 1,500 PSI
548 20	0 - 160 bar . 0 - 2,500 PSI
548 30	0 - 250 bar . 0 - 4,000 PSI
548 40	0 - 400 bar . 0 - 6,000 PSI


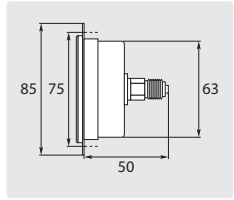

⌀ 63 mm. 1/4" M. With mounting ring.
Housing stainless steel. Inlet at the back

R+M Nr.	pressure range
549 90	0 - 250 bar . 0 - 4,000 PSI


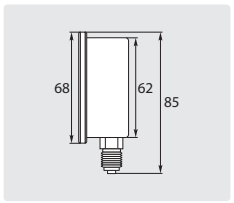

⌀ 63 mm. 1/4" M. Housing stainless steel.
Inlet at the bottom. Type WIKA

R+M Nr.	pressure range
549 102	0 - 100 bar . 0 - 1,500 PSI
549 202	0 - 160 bar . 0 - 2,500 PSI
549 302	0 - 250 bar . 0 - 4,000 PSI
549 402	0 - 400 bar . 0 - 6,000 PSI
549 502	0 - 600 bar . 0 - 8,000 PSI


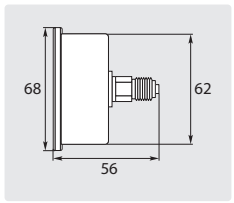

⌀ 63 mm. 1/4" M. Housing stainless steel.
Inlet at the back. Type WIKA

R+M Nr.	pressure range
548 102	0 - 100 bar . 0 - 1,500 PSI
548 202	0 - 160 bar . 0 - 2,500 PSI
548 302	0 - 250 bar . 0 - 4,000 PSI
548 402	0 - 400 bar . 0 - 6,000 PSI
548 631 000	0 - 1,000 bar . 0 - 15,000 PSI


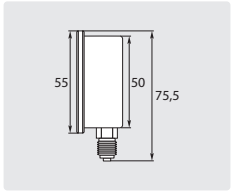

⌀ 50 mm. 1/4" M. Housing stainless steel.
Inlet at the bottom. Type WIKA

R+M Nr.	pressure range
549 352	0 - 250 bar . 0 - 4,000 PSI
549 452	0 - 400 bar . 0 - 6,000 PSI


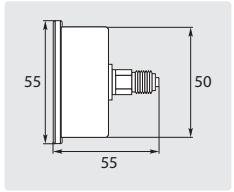

⌀ 50 mm. 1/4" M. Housing stainless steel.
Inlet at the back. Type WIKA

R+M Nr.	pressure range
548 352	0 - 250 bar . 0 - 4,000 PSI
548 432	0 - 400 bar . 0 - 6,000 PSI


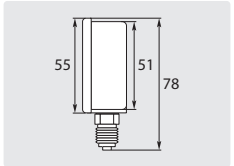

⌀ 50 mm. 1/4" M. Housing stainless steel.
Inlet at the bottom

R+M Nr.	pressure range
549 35	0 - 250 bar . 0 - 4,000 PSI
549 45	0 - 400 bar . 0 - 6,000 PSI


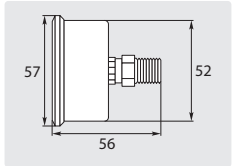

⌀ 50 mm. 1/4" M. Housing stainless steel.
Inlet at the back

R+M Nr.	pressure range
548 35	0 - 250 bar . 0 - 4,000 PSI
548 43	0 - 400 bar . 0 - 6,000 PSI


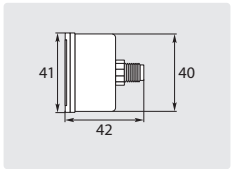

⌀ 40 mm. 1/8" M. Housing plastic.
Inlet at the back

R+M Nr.	pressure range
548 37	0 - 250 bar . 0 - 4,000 PSI

Connecting hoses



DN 2. Max. 250 bar / 65 °C

R+M Nr.	↔	⟲	⌖
495 261 040 5	405 mm	M12x1.5 F	M10x1 M



DN 2. Max. 250 bar / 65 °C

R+M Nr.	↔	⟲	⌖
495 252 050 0	500 mm	1/4" F	1/4" F
495 252 070 0	700 mm	1/4" F	1/4" F



DN 2. Max. 250 bar / 65 °C

R+M Nr.	↔	⟲	⌖
495 253 100 0	1,000 mm	1/4" F	1/4" F 90°

Fixing straps

for pressure gauges, except WIKA



R+M Nr.	TYP
548 50	⌀ 63 mm
548 55	⌀ 50 mm

Before setting the gauge under pressure please open the tip of the rubber plug.

High pressure solenoid valves closed in off-position

Danfoss VDHT



Stainless steel. Viton. Pressure range 0 - 160 bar. Without coil. Max. 90 °C

R+M Nr.	○	⟵
837 180 094	1/2"	60 l/min
837 180 092	3/8"	30 l/min

Danfoss solenoid coil

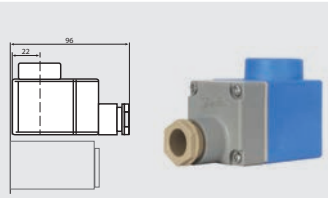

24 V / DC / 16 W

R+M Nr.
837 018 791 4

Rapa SV 04



1/4" F. NW 1.5 mm. Solenoid valve with connector. Pressure range 0 - 130 bar. Max. 90 °C

R+M Nr.	Ⓥ
832 01	24 V =
832 00	24 V ~ 50 Hz
832 10	230 V ~ 50 Hz

AK



1/4" F. NW 1.2 mm. Solenoid valve with connector. Pressure range 0 - 180 bar. Max. 90 °C

R+M Nr.	⟷	↕	Ⓥ
833 15	48 mm	109 mm	24 V ~ 50 Hz
833 00	48 mm	109 mm	230 V ~ 50 Hz

AK



1/4" F. NW 1.2 mm. Solenoid valve without connector. Pressure range 0 - 180 bar. Max. 90 °C

R+M Nr.	⟷	↕	Ⓥ
833 10	48 mm	109 mm	24 V =

Connector



R+M Nr.
833 50

Symbols ○ thread ↕ height ⟷ length Ⓥ voltage ⟵ flow TYP type ⊖ inlet ⊕ outlet ⌀ diameter

Pressure switches

Condor / Fanal



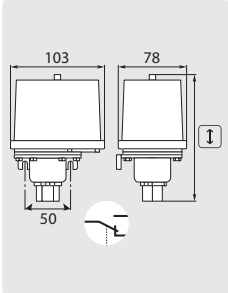

Contact 10 A - 380 V. Thread 3/8" F.
Max. 250 bar / 90 °C

R+M Nr.	TYP	P	↕
911 50	FF4-4	0.22 - 4 bar	110 mm
911 40	FF4-32	2 - 32 bar	110 mm
911 20	FF4-250	30 - 250 bar	140 mm

PR 5



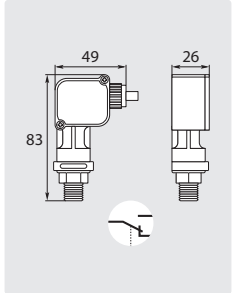

Contact 5 A - 250 V. Cable 950 mm. Thread 1/4" M.
Max. 250 bar / 90 °C

R+M Nr.	★	start-up pressure
912 515	blue	15 bar
912 525	red	25 bar
912 540	black	40 bar

Diaphragm pressure switches SW 27



Stainless steel. Contact 4 A - 24 V - 250 V. EPDM seals. Usable as dry running protection.
Max. 300 bar / 90 °C

R+M Nr.	○	P
913 186 203	1/4" M	0.5 - 5 bar
913 186 206	1/4" M	0.5 - 10 bar

Connector PG 9



Suitable for diaphragm pressure switch

R+M Nr.
913 118 002

Spare parts



Micro switches

R+M Nr.
912 00

When exchanging the pressure switch please check the accumulator and if necessary exchange it.

Example of use with two pressure switches

1 - Starting phase

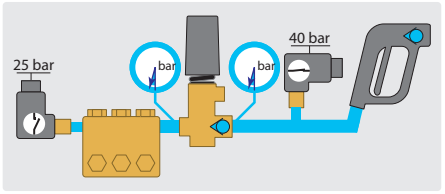

Contact of pressure switch (40 bar) is activated and by this way the cleaner can be started.

2 - High pressure phase

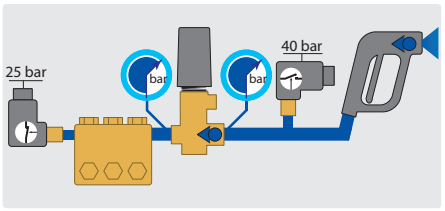

Reaching 25 bar the pressure switch (25 bar) changes the operating condition and secures the operation of the cleaner while pressure switch (40 bar) is deactivated.

3 - Stop phase

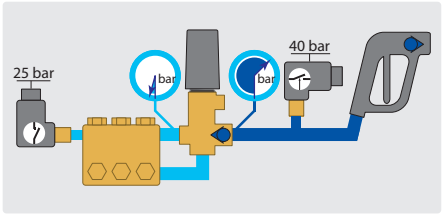

During the bypass phase water circulates in the pump without pressure.
The pressure switch (25 bar) opens and the cleaner stops. At the same time there is still high pressure between the regulation valve and the gun.
The high pressure cleaner starts again when operating the gun.

Pressure switches ST-7.1

- IP 65 protection class .
- Simultaneous N/O and N/C connection is possible.
- The design of the micro switch allows comparably high inrush current (20 Amps N/C, 15 Amps N/O).
- The electrical capacity of the switch is 10.1 Amps (resistive load).
- Available switch points are 25 and 40 bar.
- No ingress of towing water into the environment of the microswitch possible.



Contact 10.1 A - 250 VAC.
Cable 950 mm. Max. 300 bar / 90 °C. IP65

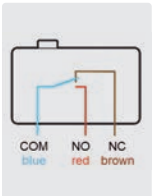

Contacts: red and brown = normally closed / red and blue = normally open.
When used with 2 pressure switches, the two blue cables serve as control lines.



R+M Nr.	P	★	○
200 007 800	40 bar	black	1/4" M
200 007 801	25 bar	red	1/4" M

Symbols ○ thread TYP type P pressure ★ colour ↕ height



Coin box easywash365+ including control box 84
Motor control easywash365+ 84
Motor protection switches 82
Ravel motors 83
Remote thermometers 82
Remote thermostats 82
Time hour meter 82

Motor protection switches

Type OKN



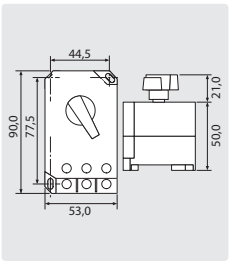



Housing for type OKN

R+M Nr.	working range
901 516	10.0 - 16.0 A
901 522	16.0 - 22.0 A
901 527	22.0 - 27.0 A

R+M Nr.	M
901 540	plastic

Type WIMEX



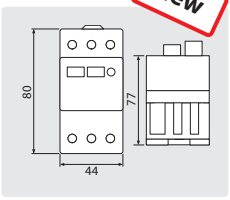



Housing for type WIMEX, IP55

R+M Nr.	working range
901 710	6.3 - 10.0 A
901 716	10.0 - 16.0 A
901 720	16.0 - 20.0 A
901 725	20.0 - 25.0 A

R+M Nr.	M
901 730	plastic

Time hour meter



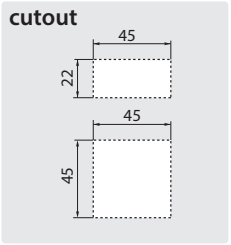

Meter with clip

R+M Nr.	V
915 102 4	24 V ~
915 122 0	230 V ~
915 140 0	400 V ~

Remote thermometers

With contact probe and adjustable knob



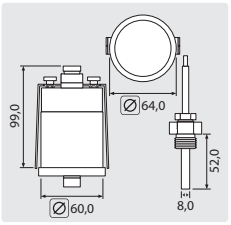

1/2" M. Contact 5 A - 250 V (AC1). Indication of temperature 0 - 120 °C

R+M Nr.	working range	tube length
910 20	0 - 80 °C	1,000 mm

Remote thermostats

Emerson 1536



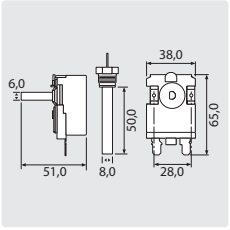

M14 x 1 M. Contact 16 A - 380 V (AC1)

R+M Nr.	working range	tube length
910 16	0 - 160 °C	1,550 mm

Probe with screw



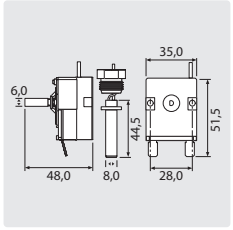

3/8" M. Contact 16 A - 380 V (AC1)

R+M Nr.	working range	tube length
910 12	30 - 150 °C	1,520 mm
910 13	0 - 152 °C	920 mm

Emerson 8654



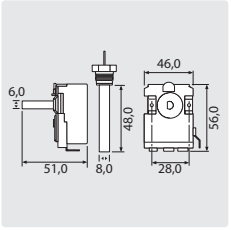

3/8" M. Contact 16 A - 380 V (AC1)

R+M Nr.	working range	tube length
910 15	30 - 150 °C	1,550 mm

Probe pocket PS1



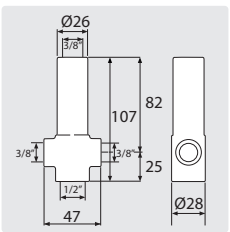

Brass. Max. 280 bar / 160° C

R+M Nr.
178 290 260 35

Ravel motors

Motor with hollow shaft



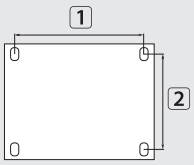

IP54. 1,400 r.p.m.

R+M Nr.	∅	hole size 1 x 2	TYP	V	A	KW
175 001 061	24	140 x 160 mm	H100	400	6,9	3
175 001 081	24	140 x 190 mm	H112	400	9,4	4
175 001 090	24	140 x 190 mm	H112	400	12,1	5,5
175 001 120	24	140 x 216 mm	H132S	400	15,4	7,5
175 001 143	24	178 x 216 mm	H132M	400	21,3	11

Motor with solid shaft



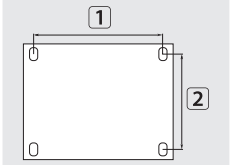

IP54. 1,400 r.p.m.

R+M Nr.	∅	hole size 1 x 2	TYP	V	A	KW
175 002 004	28	140 x 160 mm	H100	400	5,1	2,2
175 002 001	28	140 x 190 mm	H112	400	9,4	4
175 002 002	28	140 x 190 mm	H112	400	12,6	5,5
175 002 091	38	140 x 216 mm	B3 132S	400	16,8	7,5
175 002 087	38	210 x 254 mm	B3 160M	400	29	15

Flange for hollow shaft motor

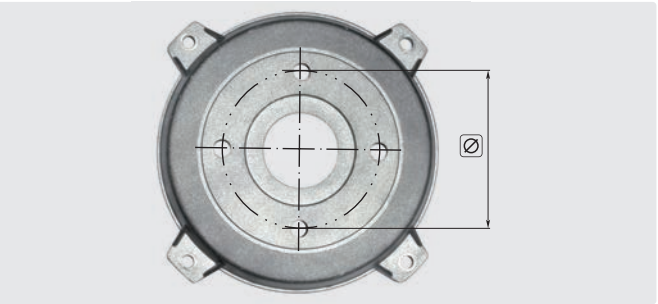

R+M Nr.	TYP	bolt-circle ∅
175 300 306 1	H 100	75 mm
175 300 307 4	H 112	75 mm
175 300 305 1	H 100	87 mm
175 300 305 2	H 112	87 mm

Further versions of Ravel motors are available on request!

Motors with internal flexible joint RVJ Series



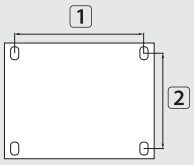

IP54. 1,400 r.p.m.

R+M Nr.	∅	hole size 1 x 2	TYP	V	A	KW
175 002 400	24	140 x 216 mm	H132S	400	15,4	7,5
175 002 401	24	178 x 216 mm	H132M	400	21,3	11
175 002 402	24	178 x 216 mm	H132M	400	17,8	9,2
175 002 570	24	140 x 216 mm	H112	400	12,1	5,5

Pump/motor assignment on page 42

Symbols M material A ampere V voltage ∅ diameter KW kilowatt TYP type shipment by truck

Motor control easywash365+



Motor control for the operation of motors with 4 - 7.5 kW power at 400 VAC, 50 Hz, IP 65. RAL 7035.
H x W x D 380 x 380 x 210 mm.
Supply: 400VAC, 50Hz, 3Ph / N / PE with main switch (cam switch) 25A. Control voltage conditioning 24VDC, 2.5A with backup fuse 2A.
Motor outlet with power contactor 7.5kW and wide-range motor protection switch 8-32A.
LOGO small control unit.
1 operating hours counter (IP 65) and 2 command and signaling devices built into the door

R+M Nr.	
920 001 380	14 kg

Coin box easywash365+ including control box

Coin box easywash365+ including control box



R+M coin box, mechanical, feat. money return, incl. control box, IP 66, RAL 7035 feat. 2 m supply cable with CEE-plug, 16 A, 400 VAC, 50 Hz, 3 PH/N/PE.
Control voltage processing 24 VAC, 20 VA with 2 automatic circuit breakers.
Motor output with power contactor 7.5 kW, wired to CEE add-on box.
Feat. a time relay for pulse stretching 0.05 s - 10 h.
Excl. control cable

R+M Nr.	money	coin box	control box
925 513 803	chip (profiled)	260 x 160 x 110	300 x 300 x 155
925 513 805	50 Cent	260 x 160 x 110	300 x 300 x 155
925 513 801	1 €	260 x 160 x 110	300 x 300 x 155
925 513 802	2 €	260 x 160 x 110	300 x 300 x 155

Control box easywash365+



Control box, IP 66, RAL 7035. H x W x D 300 x 300 s 155 mm. Feat. 2 m supply cable with CEE-plug 16 A, 400 VAC, 50 Hz, 3 Ph/N/PE.
Control voltage processing 24 VAC, 20 VA with 2 automatic circuit breakers.
Motor output with power contactor 7.5 kW, wired to CEE add-on box.
Feat. a time relay for pulse stretching 0.05 s - 10 h.
Excl. control cable

R+M Nr.	
925 510 000	9.6 kg

Control cable



5 wires, UV-resistant. Sold by metre.

R+M Nr.	TYP
925 510 001	5 G 1.5 mm^2

CEE Plug



400V / 16A / 3PNE. IP 44. With screw terminals up to a maximum of 2.5 mm^2

R+M Nr.
901 338 001

Symbols TYP type weight



Accessories fuel pumps 87
Burner flame controls 92
Burner motors 88
Coils 92-94
Connector 89
Fuel filter 88
Fuel nozzles 91
Fuel nozzles manufacturer comparison chart 91
Fuel pumps Danfoss 87
Fuel pumps Delta 86
Fuel pumps drive pegs 88
Fuel pumps SP 87
Fuel pumps Suntec 86
Fuel solenoid valves 88
Ignition cables 89
Ignition electrodes 90
Ignition transformers 89
Spare parts Suntec and Delta fuel pumps 86

Fuel pumps Suntec

Pumps with solenoid valve





Coil VM

R+M Nr.	V
827 90	24 V
827 95	230 V

Pump VM. Single line intake or double line intake. Pressure adjustable 7 - 14 bar

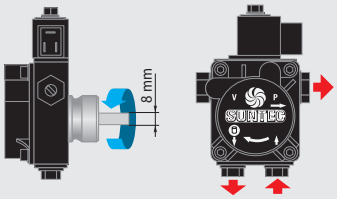

R+M Nr.	TYP	coil	hub
827 00	AS47C 1538	24 V	32 mm
827 10	AS47C 1538	230 V	32 mm

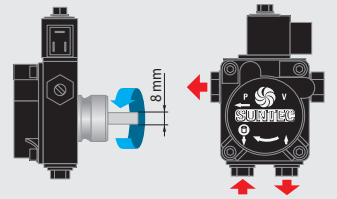

R+M Nr.	TYP	coil	hub
827 15	AS47D 1539	230 V	32 mm

Universal with solenoid valve. Left/right





Coil VU / A

R+M Nr.	V
824 94	24 V
824 95	230 V

Pump VU. Single line intake or double line intake. Cable 700 mm. Pressure adjustable 6 - 18 bar

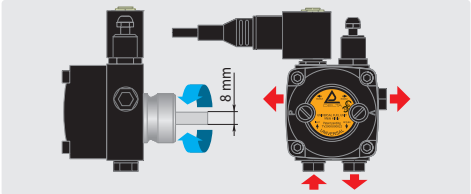

R+M Nr.	TYP	coil	hub
824 40	VU1LR2	24 V	32 mm
824 45	VU1LR2	230 V	32 mm

Fuel pumps Delta

Pumps with solenoid valve





Coil VU / A

R+M Nr.	V
824 94	24 V
824 95	230 V

Pump A. Single line intake or double line intake. Pressure adjustable 6 - 20 bar

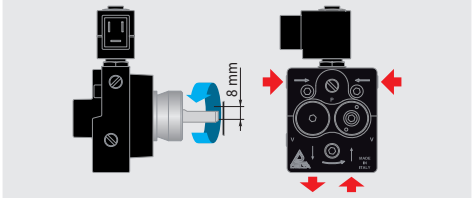

R+M Nr.	TYP	coil	hub
824 31	A1L2	24 V	32 mm
824 30	A1L2	230 V	32 mm

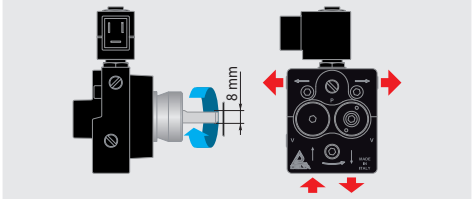

R+M Nr.	TYP	coil	hub
824 32	A1R2	24 V	32 mm
824 33	A1R2	230 V	32 mm

Pumps without solenoid valve



Pump A. Single line intake or double line intake. Pressure adjustable 6 - 20 bar

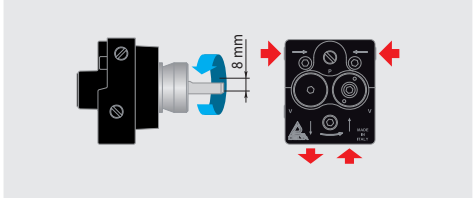

R+M Nr.	TYP	coil	hub
824 04	AD1L2	-	32 mm

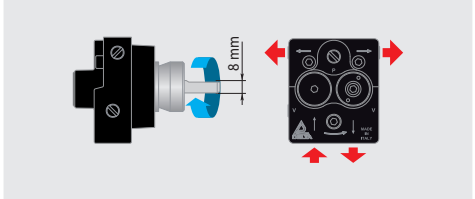

R+M Nr.	TYP	coil	hub
824 05	AD1R2	-	32 mm

Spare parts Suntec and Delta fuel pumps



Gasket for cover (round). Year of manufacture until 2001

R+M Nr.	TYP
827 992	Suntec



Filter element

R+M Nr.	TYP
827 50	Suntec
824 90	Delta
824 96	Delta A



Gasket for cover (square). Year of manufacture from 2001

R+M Nr.	TYP
827 993	Suntec



Gasket for cover

R+M Nr.	TYP
824 93	Delta

Symbols TYP type V voltage ↔ length ⌀ diameter

Fuel pumps Danfoss

Pumps with solenoid valve





Coil

R+M Nr.	V
826 00	24 V
826 10	230 V

Single line intake or double line intake.
Pressure adjustable 7 - 15 bar

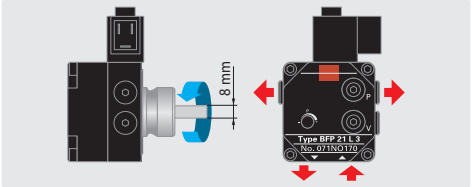

R+M Nr.	TYP	coil	hub
825 45 *	BFP 21 L3	24 V	32 mm
825 40 *	BFP 21 L3	230 V	32 mm

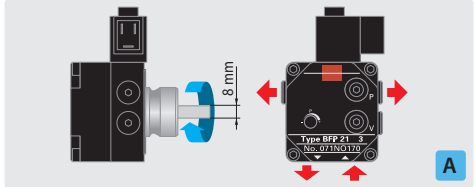

R+M Nr.	TYP	coil	hub
825 35 *	BFP 21 R3	24 V	32 mm
825 30 *	BFP 21 R3	230 V	32 mm

Spare parts Danfoss fuel pumps



Cartridge filter

R+M Nr.
825 01



Cartridge filter

R+M Nr.
825 00

Accessories fuel pumps

Check pressure gauges



1/8" M with o-ring sealing. Undamped ⌀ 40 mm.
Housing plastic.
Hose connection 500 mm

R+M Nr.	indication
547 105 0	0 - 16 bar

Cables with connector



R+M Nr.	↔
832 40	1050 mm

Fuel pumps SP

Pumps with solenoid valve



Double line intake.
Pressure adjustable 6 - 14 bar

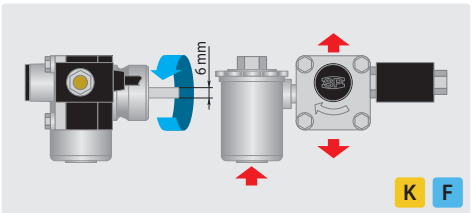

R+M Nr.	TYP	coil	hub
821 10	46L5316M	24 V	32 mm
821 20	46L5316M	230 V	32 mm

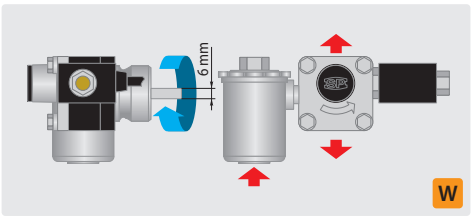

R+M Nr.	TYP	coil	hub
821 30	46L5416 M	24 V	32 mm
821 40	46L5416 M	230 V	32 mm

Pumps without solenoid valve



Double line intake.
Pressure adjustable 6 - 14 bar

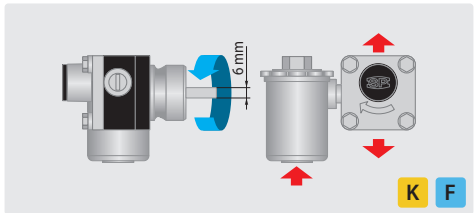

R+M Nr.	TYP	coil	hub
820 20	46L2386	-	32 mm

Attention!
Rotating direction always stated in view of the shaft.

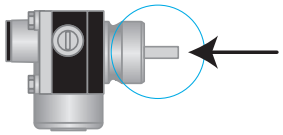

Filter complete



R+M Nr.
822 40

Membrane



R+M Nr.
822 15

Coil



R+M Nr.	V
821 024	24 V
821 220	230 V

Cartridge filter



R+M Nr.
822 50

* Since October 2017, all service pumps Diamond Series 2.0 have been manufactured and delivered with Danfoss DLC inside™ and long-life coil Diamond. All service pumps have been inspected and approved for operation with B10 (fuel oil with addition of 10 % of biodiesel).

Fuel pumps drive pegs

Coupling for shaft ⌀ 6 mm



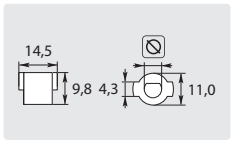

R+M Nr.	⌀
822 30	6 mm

Coupling for shaft ⌀ 8 mm short



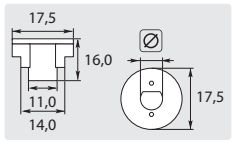

R+M Nr.	⌀
822 25	8 mm

Coupling for shaft ⌀ 8 mm long



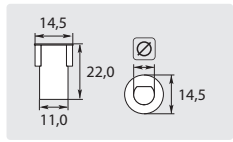

R+M Nr.	⌀
822 35	8 mm

Fuel solenoid valves

Rapa BV 01 without cable



NC. Normally closed. Max. 24 bar / 60 °C

R+M Nr.	○	coil
830 10	1/8" F	24 V
830 20	1/8" F	230 V
830 40	1/4" F	230 V

Spare coils Rapa



Rapa M13

R+M Nr.	V
830 70	230 V

Cable with connector



R+M Nr.	↔
832 40	1,050 mm

Burner motors

Motor with pump shaft 32 mm



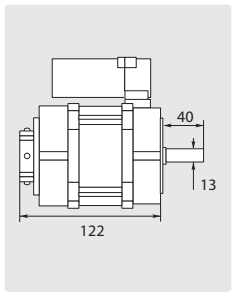

Output max. 150 W - 1.3 A. Cable 500 mm. Right or left rotation

R+M Nr.	V
811 03	230 V

Flange with pump shaft 32 mm



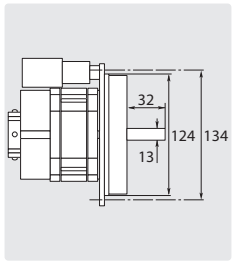

Output max. 110 W - 0.88 A. Cable 500 mm. Left rotation

R+M Nr.	V
810 00	230 V

Flange for burner motors



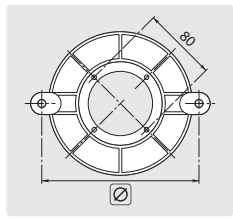

R+M Nr.	TYP	⌀
811 01	NEMA 1	172 mm
811 02	NEMA 2	184 mm

Cable connection for motor left and right

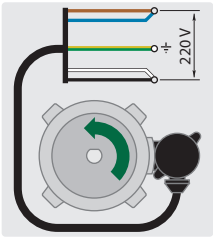

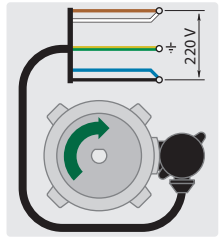

left rotation

C	function
brown+blue	phase
black+white	neutral
yellow/green	ground

right rotation

C	function
brown+white	phase
black+blue	neutral
yellow/green	ground

Fuel filter

Fuel filter



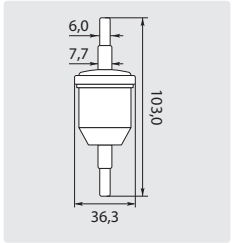

R+M Nr.
829 05

Symbols ⌀ diameter TYP type V voltage ○ thread ↔ length C colour

Ignition transformers

COFI without flange. Cable on side



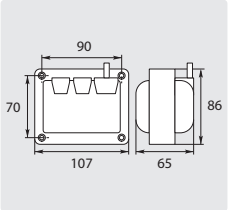

Connection: ignition cable with self-cutting screw. Output 2 x 4,000 V / 12 mA / 100 % ED

R+M Nr.	TYP	cable	V
805 00	812 C	350 mm	230 V

May & Christe with flange. Cable on top



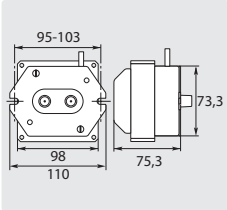

Output 2 x 5,000 V / 10 mA / 100 % ED

R+M Nr.	TYP	cable	V
800 10	Z10 100 E-45	400 mm	230 V

COFI without flange. Cable on side



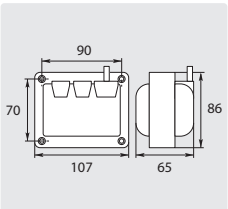

Connection: ignition cable with connector ⌀ 4 mm. Output 2 x 4,000 V / 12 mA / 100 % ED

R+M Nr.	TYP	cable	V
805 05	812 C	350 mm	230 V

May & Christe with flange. Cable on side



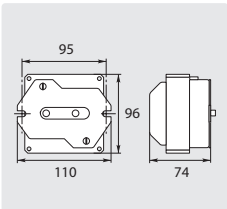

Output 2 x 5,000 V / 10 mA / 100 % ED

R+M Nr.	TYP	cable	V
800 20	Z10 100 E-1	400 mm	230 V

COFI without flange. Cable on side



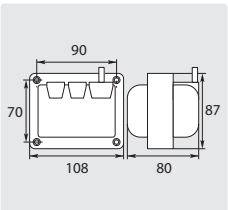

Connection: ignition cable with self-cutting screw. Output 2 x 5,000 V / 20 mA / 100 % ED

R+M Nr.	TYP	cable	V
805 40	1020 C	700 mm	230 V
805 50	1020 C	700 mm	400 V

COFI without flange. Cable on side



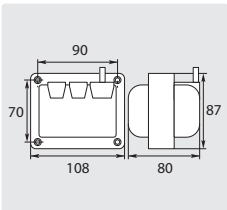

Connection: ignition cable with connector ⌀ 4 mm. Output 2 x 5,000 V / 20 mA / 100 % ED

R+M Nr.	TYP	cable	V
805 45	1020 C	700 mm	230 V
805 55	1020 C	700 mm	400 V

Connector



Double connector with cable

R+M Nr.	cable
852 14	700 mm



Universal

R+M Nr.
852 70



Angle blue. For Nr. 855 20, 855 40, 855 50

R+M Nr.
852 30

Ignition cables



Cable with connector. 6.3 mm

R+M Nr.	C
855 20	red 180 mm



Per metre

R+M Nr.	C
855 40	red

Ignition electrodes


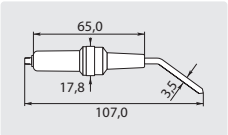

R+M Nr.	suitable for
852 10	Kärcher


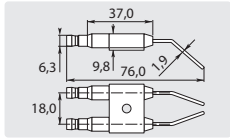

R+M Nr.	suitable for
852 12	Kärcher


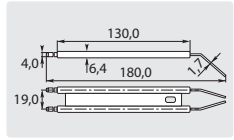

R+M Nr.	suitable for
124 408 0	Kränzle


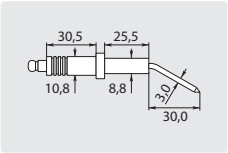

R+M Nr.	suitable for
851 30	SIAL


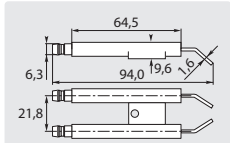

R+M Nr.	suitable for
850 60	Alto


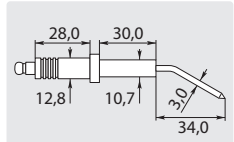

R+M Nr.	suitable for
851 35	SIRIO


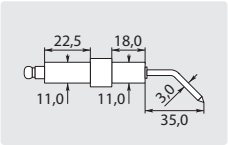

R+M Nr.	suitable for
851 10	LAVORWASH


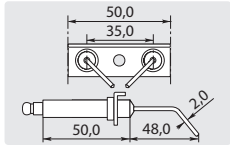

R+M Nr.	suitable for
851 55	Lavor


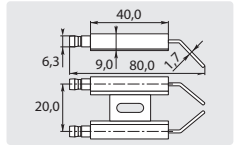

R+M Nr.	suitable for
851 60	Idromatic


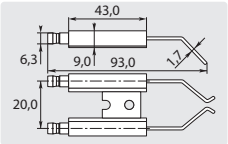

R+M Nr.	suitable for
851 65	Idromatic


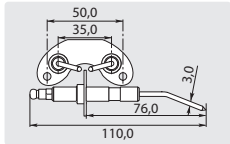

R+M Nr.	suitable for
851 00	PORTO



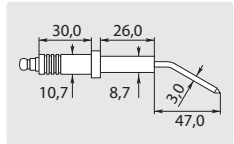

R+M Nr.	suitable for
852 15	MAER

Adjustment of electrodes

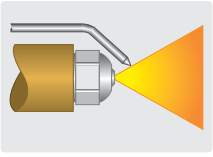

from side | from top

1 Electrodes have to be positioned close to the atomized spray of fuel without getting in touch with it (ends have to stay dry).
2 There has to be sufficient space between the electrodes and the fuel nozzle as well as the flame control to avoid a flash over of the ignition spark.

R+M high quality spare parts are obtained from well-established manufacturers. As a rule they are no original spare parts. The original order numbers and the indication of other information are exclusively for your guidance and furthermore they are not intended for the general use, e.g. invoices addressed to end users. In case of mentioning the original order numbers in your orders it can not be assumed that the products ordered are original spare parts. Original spare parts are supplied when they are especially offered as those in our catalogue or in other mailing pieces such as special offers or newsletters.

Fuel nozzles



Hollow (1 gal = 3.785 litres)

	Steinen (H)		Danfoss (H)		Delavan (A)	
	60°	80°	60°	80°	45°	
US gph	R+M Nr.	R+M Nr.	R+M Nr.	R+M Nr.	R+M Nr.	R+M Nr.
0.50 G				677 41		
0.75 G			675 11		679 19 *	
0.85 G	665 31		675 21	677 71		
1.00 G	665 41		675 31	677 81	679 201	
1.10 G			675 36	677 851		
1.25 G	665 51	668 01	675 41	677 91	679 202	
1.35 G	665 61	668 11	675 51			
1.50 G	665 71		675 61	678 11		
1.75 G	665 91		675 71	678 21		
2.00 G	666 01		675 81			
2.25 G	666 11	668 61	675 91	678 41		
2.50 G	666 21	668 71	676 01			

Half hollow (1 gal = 3.785 litres)

	Danfoss (B)		Delavan (W)	
	60°	80°	45°	
US gph	R+M Nr.	R+M Nr.	R+M Nr.	R+M Nr.
1.00 G	675 32	677 82		
1.25 G				
1.35 G	675 52		679 212 1	
1.50 G		678 12	679 213 1	
1.75 G			679 204 1*	
2.00 G	675 82			
2.25 G			679 217 1*	

Solid (1 gal = 3.785 litres)

	Steinen (S/ST)			Danfoss (S)		Delavan (B)	
	45°	60°	80°	60°	80°	45°	60°
US gph	R+M Nr.	R+M Nr.	R+M Nr.	R+M Nr.	R+M Nr.	R+M Nr.	R+M Nr.
0.50 G	660 42	665 10	667 60	674 90	677 40		679 10 *
0.60 G		665 11					
0.65 G	660 45	665 15	667 65	675 00	677 50		
0.75 G	660 46	665 20	667 70	675 10	677 60		
0.85 G	660 47	665 30	667 80	675 20	677 70		679 30 *
1.00 G	660 49	665 40	667 90	675 30	677 80		
1.10 G				675 35	677 85		
1.25 G	660 50	665 50	668 00	675 40	677 90	679 211 *	679 43
1.35 G		665 60	668 10	675 50	678 00		679 44
1.50 G	660 60	665 70	668 20	675 60	678 10	679 213	679 45
1.65 G	660 62	665 80	668 30			679 214	679 47
1.75 G	660 63	665 90	668 40	675 70	678 20		679 46
2.00 G	660 80	666 00	668 50	675 80	678 30		
2.25 G	660 85	666 10	668 60	675 90	678 40		679 49 *
2.50 G		666 20	668 70	676 00	678 50		
2.75 G		666 40	668 90	676 05	678 60		
3.00 G			669 00	676 15			
3.50 G		666 50					
4.00 G		666 60					

Packing units

Steinen	12 pieces
Danfoss	10 pieces
Delavan	12 pieces

Further nozzles in different packing units are available on request.

Fuel nozzles manufacturer comparison chart

		Steinen	Danfoss	Monarch	Delavan	Hago	Fluidics
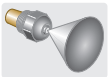	Solid	S/ST	S/SR	AR/R	B	ES/B/P	S/SF
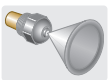	Hollow	H	H/HR	NS/PL	A	H	H/HF
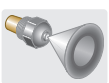	Half hollow	Q	B	PLS/PLP	W	SS	-

* limited stock

Burner flame controls

Landis & Gyr relay



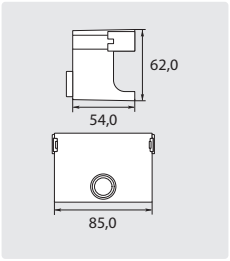

Voltage 220 - 240 V / 50 Hz. Scale 187 - 264 V.
Temperature -20 - +60 °C

R+M Nr.	safety time	TYP
842 25	10 s	LOA 24

Danfoss relay



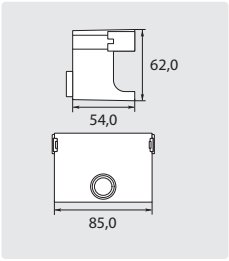

Voltage 220 - 240 V / 50 Hz. Scale 195 - 252 V.
Temperature -20 - +60 °C

R+M Nr.	safety time	TYP
840 14	10 s	OBC 82.10

Important

In case of using the series BHO 70 together with BHA 11/12 the new LDS has to be connected with the terminals 11 (blue) and 12 (black) of the BHA 11/12.

In case of replacing the series BHO 70 by BHO 64 which is already used with BHA 11/12 it is essential to choose the version of BHA 11/12 (1 October 2006) at which terminal 11 is added.

An alternative is to exchange the old Danfoss base part.

Socle Danfoss / Landis & Gyr



Socle with 12 connections

R+M Nr.
840 18



Front plate for socle

R+M Nr.
840 17

Photocell Danfoss



LDS 037H7057 with cable

R+M Nr.
840 19



Flange photocell

R+M Nr.
840 21



Tension ring

R+M Nr.
840 22

Coils

Suitable for Sirio



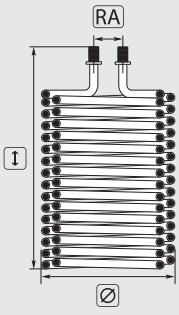

R+M Nr.	Suitable for hp cleaner	↕	Ø	RA	RØ
200 080 645	SKIPPER	550	280	215	17
200 080 640	MATCH BALL	460	280	215	17

Coils

Coils suitable for Kärcher



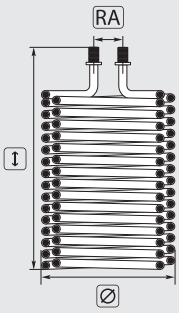

Manufacturer Nr.	R+M Nr.
4.680-063.0	200 080 512
4.680-077.0	200 080 502
4.680-097.0	200 080 522
4.680-114.0	200 080 114
4.680-123.0	200 080 123
4.680-126.0	200 080 126
4.680-127.0	200 080 502
4.680-135.0	200 080 542
4.680-145.0	200 080 145

R+M Nr.	Suitable for hp cleaner	↕	⌀	RA	R⌀	M
200 080 502	SB-HDWS1; SB-HDWS2; 500CI; 501C; 550C; 555CI; 555; 555C; 555CS; 557CI; 590C; 600C; 600CI; 600CS; 697CI; 698CSX; 790C; 790CS; 790Ci; 797CI; 798C; 798Ci; 801B; 840C; 890C; Farmer; SB-HDW; SB-HDWS1; SB-HDWS2; Weidner-Waschbär	400	277	57	17,2	steel
200 080 126	5/12C; 6/14C/CX; 501C; 550C; 551C; 558C/CSX; 698C; 798C/CSX; 990; 1000DE/BE; 1200DE; 2600; SB-HDW S/S2	435	277	57	17,2	steel
200 080 500	new 610; 580; 690; 750; 760; 800B; 800BE; 890; 990; 1000BE; 1000DE; 1200DE; SB-HDW-S; Farmer Super	455	277	57	17,2	stainless steel
200 080 512	610; 580; 690; 750; 760; 800B; 800BE; 890; 990; 1000BE; 1000DE; 1200DE; SB-HDW-S; Farmer Super	455	277	57	17,2	steel
200 080 522	650; 655; 695; 699; 745; 755; 795; 891ST; 895; 945; 995; 1291ST; HDS Super; 895S	510	277	57	17,2	steel
200 080 123	650-4M; 655; 695; 698; 699; 745; 755; 795; 798; 8/18-4; 845-4; 850-4; 895; 9/18-4M; 995; Super; SB-HDS695	480	277	57	17,2	steel
200 080 114	650-4M; 655; 695; 698; 699; 745; 755; 795; 798; 8/18-4; 845-4; 850-4; 895; 9/18-4M; 995; Super; SB-HDS695	480	277	57	17,2	stainless steel
200 080 542	7/11; 7/12-4M/MX; 7/16C/CX; 7/16-4C/CX; 8/17C/CX; 8/17-4M/MX; 8/18-4C/CX/M/MX; 9/14ST; 9/15; 9/17-4C/CX/M; 9/18-4M/MX; 11/18-4S; 12/14-4ST/ECO; 650 4M; 655M; 695M/ECO/S/SX; 850-4MX; 891ST; 895/M/MX/S/SX; 918; 995/M/MX/SX; 1195S/SX; 1291ST; Super/M/MX/SX	540	277	57	17,2	steel
200 080 145	10/20-4M/X	580	277	57	17,2	steel



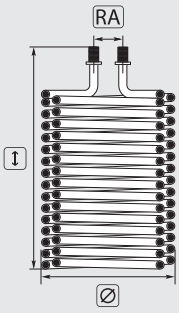

Manufacturer Nr.	R+M Nr.
4.680-070.0	200 080 532
4.680-098.0	200 080 532
4.680-144.0	200 080 144
4.680-146.0	200 080 146
4.680-084.0	200 080 552

R+M Nr.	Suitable for hp cleaner	↕	⌀	RA	R⌀	M
200 080 532	1210; 1250; 1290; 1390; 1000; 1195; 1295; 1291ST; 1150-4S	530	320	170	21.3	steel
200 080 144	12/18-4S/SX	560	320	170	17.2	steel
200 080 146	13/20-4S/SX	595	320	170	17.2	steel
200 080 552	1590	620	320	170	21.3	steel

Symbols TYP type RA pipe distance ↕ height ⌀ diameter R⌀ pipe diameter M material shipment by truck

Coils

Suitable for WAP



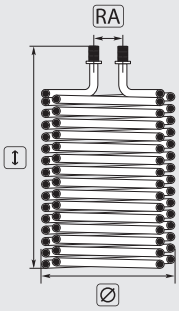

Manufacturer Nr.	R+M Nr.
41171	200 080 600

R+M Nr.	Suitable for hp cleaner	↕	⌀	RA	RØ
200 080 600	C / CS / DX bis 06/98	500	280	240	17.2

Suitable for Mazzoni



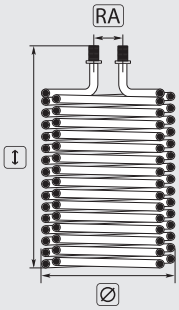

R+M Nr.	Suitable for hp cleaner	↕	⌀	RA	RØ
200 080 650	W5050	540	285	80	17

Suitable for Portotecnica



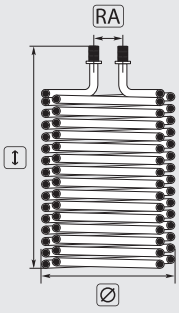

Manufacturer Nr.	R+M Nr.
LAFN06313	200 080 635

R+M Nr.	Suitable for hp cleaner	↕	⌀	RA	RØ
200 080 635	Faip HD 200 / Fire Box / Futura / Golden Jet / Mistral Jet Profi 2360T / Mistral Jet Profi 2960T / Mistral Jet Profi DS23660T / Mistral Jet Profi DS2575T / Mistral Jet Profi DS2960T	480	300	250	17

Further coils suitable for Portotecnica are available on request!

Symbols RA pipe distance ↕ height ⌀ diameter RØ pipe diameter shipment by truck



Adhesives & sealing materials....126
Bonded seals....121
Compression fittings (bicone ring system) 102
Couplings "B" 120
Distribution fittings 101
Double nipples....97
easywash365+ swivels....114
Elbow....98-99
Extension nipples 99
High pressure quick couplings 117-118
Hose adaptor 122-123
Hose connectors 122
Locknut....101
Mosmatic high RPM swivels DY-Series 116
Mosmatic high RPM swivels DY-Series / WDRS...116
Mosmatic quick screw swivel couplings....105
Mosmatic seal kits....116
Mosmatic swivels DGE / DGEI 115
Mosmatic swivels DGL....116
Mosmatic swivels DGS / DGV /DGK 115
Mosmatic swivels DGVI 115
Mosmatic swivels WDG 114
Plugs 101
Quick screw couplings....106-107, 110
Quick screw couplings ST-241....105
Quick screw couplings ST-740 and nipples ST-741 103
Quick screw couplings suitable for system 2000....109
Quick screw couplings US....109
Quick screw nipples 108
R+M swivels....117
Reduction double nipples 96
Reduction extension nipples....99
Reduction nipples.... 97, 123
Reduction sockets....96
Removable screw connections 103
Sockets 96
ST-247 coupling system.... 124-125
Suttner high pressure quick couplings ST-246....121
Suttner high pressure quick couplings ST-3100....120
Suttner high pressure quick couplings ST-45-250 KW 119
Suttner quick screw swivel couplings ST-44 104
Suttner swivels.... 111-112
Suttner swivels ST-320....113
Suttner swivels ST-322....113
Suttner ultra high pressure quick couplings ST-45-600....121
Swivel connectors....101
T-connections....100

Reduction sockets

Female thread : female thread



Brass

IG : IG	R+M Nr.	P	↕
1/8" : 1/4"	518 20	400 bar	26 mm
1/4" : 3/8"	518 60	400 bar	28 mm
1/4" : 1/2"			
3/8" : 1/2"			



Stainless steel

R+M Nr.	P	↕
040 001 023	400 bar	26 mm



Nickel-plated brass

R+M Nr.	P	↕
518 524	50 bar	24 mm
518 534	50 bar	26 mm

Sockets

Female thread : female thread



Hexagon. Brass

IG : IG	R+M Nr.	P	↕
1/8" : 1/8"	518 10	400 bar	22 mm
1/4" : 1/4"	518 30	400 bar	26 mm
3/8" : 3/8"	518 40	300 bar	26 mm
1/2" : 1/2"	518 50	250 bar	30 mm
3/4" : 3/4"	518 55	150 bar	36 mm



Hexagon. Stainless steel

R+M Nr.	P	↕
518 19	500 bar	22 mm
518 39	500 bar	25 mm
518 49	400 bar	26 mm
518 59	400 bar	34 mm
518 559	250 bar	36 mm



Hexagon. Zinc-plated steel

IG : IG	R+M Nr.	P	↕
1/4" : 1/4"	518 32	400 bar	25 mm



Round. Stainless steel

R+M Nr.	P	↕
519 009	500 bar	25 mm

Reduction double nipples

Male thread : male thread



Brass

AG : AG	R+M Nr.	P	↕
1/8" : 1/4"	570 20	400 bar	22 mm
1/8" : 3/8"	570 30	400 bar	23 mm
1/4" : 3/8"	570 50	400 bar	24 mm
1/4" : 1/2"	570 60	400 bar	27 mm
3/8" : 1/2"	570 80	400 bar	27 mm
3/8" : 3/4"			
1/2" : 3/4"	571 00	250 bar	34 mm
3/4" : 1"	571 20	150 bar	38 mm



Stainless steel

R+M Nr.	P	↕
570 29	500 bar	29 mm
570 39	500 bar	30 mm
570 59	500 bar	33 mm
570 69	500 bar	37 mm
570 89	500 bar	40 mm
571 09	400 bar	43 mm
571 29	250 bar	45 mm



Zinc-plated steel

R+M Nr.	P	↕
570 28	500 bar	28 mm
570 38	500 bar	30 mm
570 58	500 bar	32 mm
570 68	500 bar	35 mm
570 88	500 bar	37 mm
570 858	400 bar	39 mm
571 08	400 bar	40 mm
571 28	250 bar	46 mm

Symbols IG female thread AG male thread ↕ height P pressure

Double nipples

Male thread : male thread



Brass

AG : AG	R+M Nr.	P	↕
1/8" : 1/8"	570 10	400 bar	20 mm
1/4" : 1/4"	570 40	400 bar	23 mm
1/4" : 1/4"	570 45	400 bar	30 mm
3/8" : 3/8"	570 70	400 bar	25 mm
3/8" : 3/8"	570 71	400 bar	30 mm
1/2" : 1/2"	570 90	400 bar	30 mm
3/4" : 3/4"	571 10	250 bar	33 mm
1" : 1"	571 30	150 bar	32 mm



Stainless steel

R+M Nr.	P	↕
570 19	500 bar	25 mm
570 49	500 bar	29 mm
570 79	500 bar	35 mm
570 99	500 bar	42 mm
571 19	400 bar	44 mm
571 39	250 bar	43 mm



Zinc-plated steel

R+M Nr.	P	↕
570 18	500 bar	25 mm
570 48	500 bar	29 mm
570 78	500 bar	34 mm
570 98	500 bar	38 mm
571 18	400 bar	42 mm
571 38	250 bar	48 mm



Stainless steel

R+M Nr.	P	↕
570 892	315 bar	38 mm
570 999 2	200 bar	46 mm



Zinc-plated steel

R+M Nr.	P	↕
570 782	280 bar	35 mm
570 982	200 bar	43 mm

BSP-m : NPT-m
3/8" : 3/8"
1/2" : 1/2"

R+M Nr.	P	↕

Reduction nipples

Female thread : male thread



Round. Brass

IG : AG	R+M Nr.	P	↕
1/8" : 1/4"	575 11	400 bar	13 mm
1/8" : 3/8"			
1/8" : 1/2"			
1/4" : 3/8"			
1/4" : 1/2"			
3/8" : 1/2"			
3/8" : 3/4"			
1/2" : 3/4"			
3/4" : 1"			



Hexagon. Brass

R+M Nr.	P	↕
575 10	400 bar	13 mm
575 20	400 bar	14 mm
575 45	400 bar	20 mm
575 30	400 bar	14 mm
575 40	400 bar	20 mm
575 50	400 bar	20 mm
575 60	250 bar	20 mm
575 70	250 bar	20 mm
575 80	150 bar	23 mm



Hexagon. Stainless steel

R+M Nr.	P	↕
575 19	500 bar	18 mm
575 29	500 bar	18 mm
575 459	500 bar	18 mm
575 39	500 bar	20 mm
575 49	500 bar	25 mm
575 59	500 bar	23 mm
575 69	250 bar	24 mm
575 79	250 bar	27 mm
575 89	150 bar	27 mm



Hexagon. Zinc-plated steel

IG : AG	R+M Nr.	P	↕
1/8" : 1/4"	575 18	500 bar	18 mm
1/8" : 3/8"	575 28	500 bar	20 mm
1/4" : 3/8"	575 38	500 bar	20 mm
1/4" : 1/2"	575 48	500 bar	25 mm
1/4" : 3/4"	575 468	500 bar	27 mm
3/8" : 1/2"	575 58	500 bar	24 mm
3/8" : 3/4"	575 68	250 bar	27 mm
1/2" : 3/4"	575 78	250 bar	27 mm
1/2" : 1"	575 758	150 bar	30 mm

Elbow

Female thread : male thread


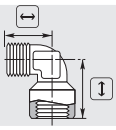

Brass

IG : AG
1/8" : 1/8"
1/4" : 1/4"
3/8" : 3/8"
1/2" : 1/2"

R+M Nr.	P	↔	↕
010 005 410	350 bar	29	29
010 005 400	350 bar	29	29


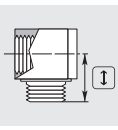

Brass (short version)

R+M Nr.	P	↕
572 00	250 bar	18 mm
572 10	250 bar	19 mm
572 20	250 bar	21 mm


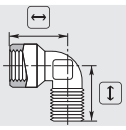

Brass

R+M Nr.	P	↔	↕
572 30	150 bar	26	24
572 35	150 bar	26	24
572 36	150 bar	34	31


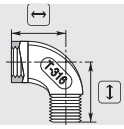

Stainless steel

IG : AG
1/4" : 1/4"
3/8" : 3/8"

R+M Nr.	P	↔	↕
579 15	150 bar	22	28
579 29	150 bar	23	31

Female thread : female thread


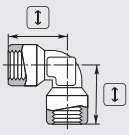

Brass

IG : IG
1/4" : 1/4"
3/8" : 3/8"
1/2" : 1/2"

R+M Nr.	P	↕
010 005 420	350 bar	29 mm
010 005 430	350 bar	29 mm


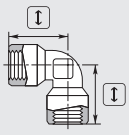

Nickel-plated brass

R+M Nr.	P	↕
572 40	150 bar	26 mm
572 50	150 bar	28 mm
572 51	150 bar	34 mm


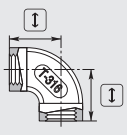

Stainless steel

R+M Nr.	P	↕
579 10	150 bar	19 mm
575 25	150 bar	25 mm


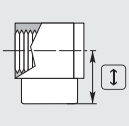

Brass (short version)

IG : IG
1/4" : 1/4"

R+M Nr.	P	↕
710 101 075	250 bar	19,5 mm

Elbow

Male thread : male thread



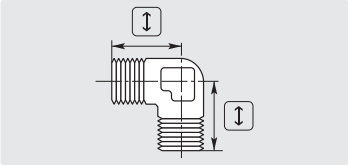
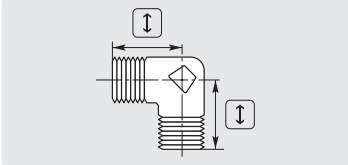

Brass

Nickel-plated brass

AG : AG	R+M Nr.	P	↕	R+M Nr.	P	↕
1/4" : 1/4"	010 005 440	350 bar	29 mm	572 60	150 bar	24 mm
3/8" : 3/8"	010 005 450	350 bar	29 mm	572 70	150 bar	27 mm
1/2" : 1/2"				572 80	150 bar	32 mm

Reduction extension nipples

Female thread : male thread




Brass

Stainless steel

IG : AG	R+M Nr.	P	↕	R+M Nr.	P	↕
1/4" : 1/8"	576 10	150 bar	25 mm	576 19	400 bar	25 mm
1/4" : 3/8"	576 40	250 bar	29 mm	576 49	400 bar	27 mm
3/8" : 1/4"	576 30	250 bar	26 mm	576 39	400 bar	26 mm
3/8" : 1/2"	576 65	250 bar	34 mm	576 659	400 bar	34 mm
1/2" : 3/8"	576 60	250 bar	32 mm	576 69	400 bar	32 mm
3/4" : 1/2"	576 70	250 bar	34 mm	576 79	400 bar	34 mm
1" : 1/2"				576 88	400 bar	49 mm
1" : 3/4"	576 90	150 bar	26 mm	576 900 9	250 bar	51 mm
1-1/4" : 3/4"				576 910 9	250 bar	55 mm

Extension nipples

Female thread : male thread




Brass

Stainless steel

IG : AG	R+M Nr.	P	↕	R+M Nr.	P	↕
1/4" : 1/4"	576 20	400 bar	28 mm	576 29	250 bar	26 mm
3/8" : 3/8"	576 50	250 bar	29 mm	576 59	250 bar	29 mm
3/8" : 3/8"	576 55	250 bar	40 mm			
1/2" : 1/2"	576 80	250 bar	34 mm	576 89	250 bar	34 mm

Symbols IG female thread AG male thread ↔ length ↕ height P pressure

T-connections

Female thread




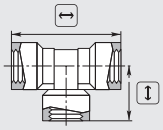
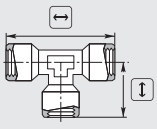
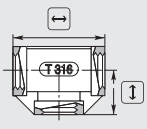

IG : IG
1/4" : 1/4"
3/8" : 3/8"
1/2" : 1/2"

Brass

R+M Nr.	P	↔	↕
010 005 480	350 bar	58	29

Brass

R+M Nr.	P	↔	↕
573 30	150 bar	51	25
573 32	150 bar	56	28
573 33	150 bar	70	35

Stainless steel

R+M Nr.	P	↔	↕
579 50	150 bar	39	20
579 60	150 bar	48	24
579 70	150 bar	52	26

Female thread : male thread



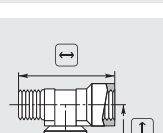
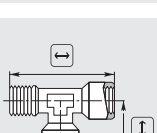

IG : AG
1/4" : 1/4"
3/8" : 3/8"
1/2" : 1/2"

Brass

R+M Nr.	P	↔	↕
010 005 470	350 bar	58	29

Nickel-plated brass

R+M Nr.	P	↔	↕
573 50	150 bar	49	26
573 60	150 bar	54	28
573 70	150 bar	67	32



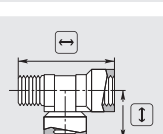

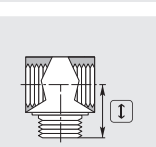

IG : AG
1/8" : 1/8"
1/4" : 1/4"
3/8" : 3/8"
3/8" F : M : 1/4" F

Brass

R+M Nr.	P	↔	↕
010 005 460	350 bar	58	29

Brass (T-block)

R+M Nr.	P	↔	↕
573 00	250 bar	16	16
573 10	250 bar	22	20
573 20	250 bar	27	22

Plugs

Male thread



Brass. With hexagon

AG
1/8"
1/4"
3/8"
1/2"
3/4"

R+M Nr.	P	↕
578 01	250 bar	11 mm
578 15	250 bar	13 mm
578 25	250 bar	15 mm
578 30	250 bar	18 mm
578 40	150 bar	24 mm



Brass. With hexagon

R+M Nr.	P	↕
578 00	250 bar	8 mm
578 10	250 bar	10 mm
010 000 365	250 bar	10 mm



Stainless steel. With hexagon

AG
1/8"
1/4"
1/2"

R+M Nr.	P	↕
578 09	250 bar	11 mm
578 309	250 bar	18 mm



Stainless steel. With hexagon

R+M Nr.	P	↕
578 109	250 bar	10 mm

Locknut



Nickel-plated brass

R+M Nr.	↕
574 638	5.5 mm

Distribution fittings

Cross



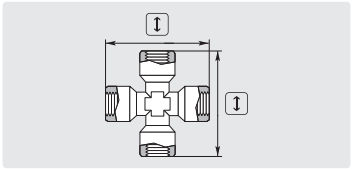

F. Nickel-plated brass

○
1/4"
3/8"
1/2"

R+M Nr.	P	↕
574 514	150 bar	51 mm

3-way



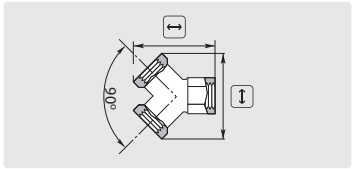

F. Nickel-plated brass

R+M Nr.	P	↔	↕
574 00	150 bar	32	36
574 10	150 bar	37	40
574 15	150 bar	45	53



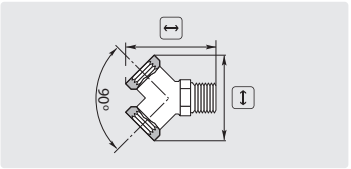

F : M. Nickel-plated brass

R+M Nr.	P	↔	↕
574 35	150 bar	42	40

Swivel connectors

Female thread : male thread



Zinc-plated steel

IG : AG
1/4" : 1/4"
3/8" : 3/8"
1/2" : 1/2"
1/2" : 3/8"

R+M Nr.	P	↕
582 03	350 bar	34 mm
582 04	350 bar	42 mm
582 02	200 bar	44 mm
582 01	350 bar	44 mm



Stainless steel

R+M Nr.	P	↕
582 039	350 bar	34 mm
582 049	350 bar	42 mm
582 029	200 bar	44 mm
582 019	350 bar	44 mm

Symbols IG female thread AG male thread ↔ length ↕ height P pressure

Compression fittings (bicone ring system)

Straight screw connectors



X-GE. Zinc-plated steel

R+M Nr.	TYP	AG : AG	↕
580 90	6 LL	M10 : 1/8"	20
580 95	6 L	M12 : 1/8"	23
580 98	6 L	M12 : 1/4"	28
580 99	8 L	M14 : 1/8"	24
581 00	8 L	M14 : 1/4"	29
581 05	8 L	M14 : 3/8"	31
581 10	10 L	M16 : 1/4"	30
581 20	10 L	M16 : 3/8"	28
581 25	10 L	M16 : 1/2"	34
581 50	12 L	M18 : 1/4"	31
581 60	12 L	M18 : 3/8"	28
581 55	12 L	M18 : 1/2"	31
581 141 21	14 S	M22 : 1/2"	41



X-GE. Stainless steel

R+M Nr.	TYP	AG : AG	↕
581 19	10 L	M16 : 1/4"	30
581 29	10 L	M16 : 3/8"	28
581 59	12 L	M18 : 1/4"	31
581 69	12 L	M18 : 3/8"	28
596 143 81	14 S	M22 : 3/8"	39
596 141 21	14 S	M22 : 1/2"	41

Straight screw connectors



X-GAI. Zinc-plated steel

R+M Nr.	TYP	IG : AG	↕
580 00	6 L	1/4" : M12	25
580 10	8 L	1/4" : M14	31
580 20	10 L	1/4" : M16	32
580 50	10 L	3/8" : M16	28
580 30	12 L	1/4" : M18	33
580 40	12 L	3/8" : M18	33



X-GAI. Stainless steel

R+M Nr.	TYP	IG : AG	↕
580 29	10 L	1/4" : M16	32
580 39	12 L	1/4" : M18	33

Nominal pressure according to DIN 2401

LL = light series
L = solid series
S = heavy duty series
Other connections are available on request.

TYP	Stainless steel	Zinc-plated steel
LL (4 - 8)	100 bar	100 bar
L (6 - 10)	315 bar	500 bar
L (12 - 18)	315 bar	400 bar
L (22 - 42)	160 bar	250 bar
S (6 - 10)	630 bar	800 bar
S (12 - 16)	490 bar	630 bar
S (20 - 38)	315 bar	420 bar

Double nipples / connectors



X-G. Zinc-plated steel

R+M Nr.	TYP	AG	↕
581 30	10 L	M16	27
581 70	12 L	M18	28



X-G. Stainless steel

R+M Nr.	TYP	AG	↕
581 79	12 L	M18	28

Elbows



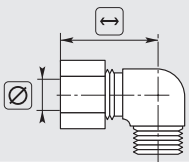

WE-R. Zinc-plated steel.
With nut & bicone ring

R+M Nr.	TYP	AG	Ø	↔
583 00	6 L	1/8"	6	28
583 20	12 L	3/8"	12	35
583 121 4	12 L	1/4"	12	35

Pipe pieces



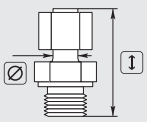

EG. Zinc-plated steel.
Nut & bicone ring premounted

R+M Nr.	TYP	○ : AG	Ø	↕
581 12	8 L	M14 : 1/4"	8	42
581 11	10 L	M16 : 1/4"	10	40
581 138 2	10 L	M16 : 3/8"	10	44
581 61	12 L	M18 : 3/8"	12	47
581 619*	12 L	M18 : 3/8"	12	47
581 13	12 L	M18 : 1/4"	12	47



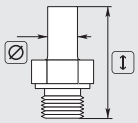

X-EG. Zinc-plated steel.
Without nut & bicone ring

R+M Nr.	○ : AG	Ø	↕
582 25	M18 : 3/8"	12	47

Bicone rings



Zinc-plated steel

R+M Nr.	TYP	Ø
584 102	L / S	10
584 122	L / S	12

Nut



Zinc-plated steel

R+M Nr.	TYP	○
584 101	10 L	M16
584 121	12 L	M18

* Stainless steel

Removable screw connections

Male thread : male thread



Stainless steel

AG : AG
1/2" : 1/2"
3/4" : 3/4"

R+M Nr.	P	
574 812 009	max. 150 bar	67
574 834 009	max. 150 bar	73

Quick screw couplings ST-740 and nipples ST-741

Quick screw couplings ST-740 and nipples ST-741



M24 F : M.
Max. 700 bar / 150 °C

⌀
3/8"
1/2"
M24

R+M Nr.
200 740 501
200 740 503



M24 F : M.
Max. 700 bar / 150 °C

R+M Nr.
200 740 601



M : M24 M.
Max. 700 bar / 150 °C

R+M Nr.
200 741 501
200 741 503



M24 M : M24 M.
Max. 700 bar / 150 °C

R+M Nr.
200 741 600



M24 F : F.
Max. 700 bar / 150 °C

⌀
1/4"
3/8"
M16x1

R+M Nr.
200 740 504
200 740 502
200 740 506



M24 F : F.
Max. 700 bar / 150 °C

R+M Nr.
200 740 604
200 740 602



F : M24 M.
Max. 700 bar / 150 °C

R+M Nr.
200 741 504
200 741 502

Seals



O-ring - ST-740

R+M Nr.
050 000 408



O-ring - ST-741

R+M Nr.
050 001 000



Back ring - ST-740

R+M Nr.
050 000 407

Symbols IG female thread AG male thread ↔ length ↕ height ○ thread ⌀ diameter TYP type P pressure

Suttner quick screw swivel couplings ST-44

Quick screw coupling : male thread



M22 F : M. Max. 400 bar / 150 °C

○	R+M Nr.	↕
1/4"	568 00	49 mm
3/8"	568 25	70 mm
1/2"	568 26	73 mm
M18	568 30	76 mm
M22	568 10	76 mm



M21 F : M. Max. 400 bar / 150 °C

R+M Nr.	↕
568 50	49 mm
568 70	46 mm



M22 F : M. Max. 200 bar

R+M Nr.	↕
200 044 510	49 mm



M22 F : M22 M. Stainless steel.
Max. 400 bar / 150 °C

○	R+M Nr.	↕
M22	568 19	56 mm

Quick screw coupling : female thread



M22 F : F. Max. 400 bar / 150 °C

○	R+M Nr.	↕
1/4"	568 15	67 mm
3/8"		



M22 F : F. Max. 400 bar / 150 °C

R+M Nr.	↕
568 20	68 mm



M21 F : F. Max. 400 bar / 150 °C

R+M Nr.	↕
568 80	67 mm

Seals ST-44



O-ring

R+M Nr.	VPE
050 000 651	1
568 009 100	100



U-ring

R+M Nr.
050 000 379



O-ring (back)

R+M Nr.	TYP
568 011	small
568 010	big



Back ring

R+M Nr.	VPE
050 001 511	1
568 008 100	100



Seal kit

R+M Nr.
568 001 1

Symbols ↕ height ○ thread VPE packing unit TYP type

Quick screw couplings ST-241

Quick screw couplings with internal o-ring



1/2" F : F. Max. 300 bar / 150 °C

⊙	R+M Nr.	↕
1/4"	200 241 500	52 mm
3/8"	200 241 520	52 mm
1/2"	200 241 540	53 mm



1/2" F : M. Max. 300 bar / 150 °C

R+M Nr.	↕
200 241 510	56 mm
200 241 530	56 mm
200 241 550	58 mm



F : 1/2" M. Max. 300 bar / 150 °C

⊙	R+M Nr.	↕
1/4"	200 241 700	34 mm
3/8"	200 241 720	34 mm
1/2"	200 241 740	36 mm



M : 1/2" M. Max. 300 bar / 150 °C

R+M Nr.	↕
200 241 710	38 mm
200 241 730	38 mm
200 241 750	40 mm



O-ring nipple

R+M Nr.	VPE
050 000 160	1
791 025 100	100

Mosmatic quick screw swivel couplings

Quick screw coupling : male thread



M22 F : M. Max. 250 bar / 120 °C

⊙	R+M Nr.	↕
1/4"	108 701 01	47 mm
3/8"	108 701 03	48 mm
M18	108 701 07	42 mm
M22	108 701 09	46 mm



M21 F : M. Max. 250 bar / 120 °C

R+M Nr.	↕
108 700 01	47 mm
108 700 03	48 mm
108 700 07	42 mm



O-ring Swivel MSM

R+M Nr.	VPE
790 35	1
790 351 00	100

Quick screw coupling : female thread



M22 F : F. Max. 250 bar / 120 °C

⊙	R+M Nr.	↕
1/4"	108 701 02	47 mm
3/8"	108 701 04	48 mm



M21 F : F. Max. 250 bar / 120 °C

R+M Nr.	↕
108 700 02	47 mm
108 700 04	48 mm

Quick screw couplings

Quick screw coupling : male thread



Standard M22 : M. Black.
Max. 400 bar / 150 °C

AG	R+M Nr.	↕
1/4"	561 40	49 mm
3/8"	561 60	46 mm
1/2"	561 66	50 mm
M16	561 80	51 mm
M18	561 90	47 mm
M21	561 98	49 mm
M22	561 95	60 mm



Standard M21 : M. Grey.
Max. 400 bar / 150 °C

R+M Nr.	↕
564 20	44 mm
564 40	45 mm
564 50	43 mm
564 62	49 mm
564 60	60 mm



Short M22 : M. Black.
Max. 400 bar / 150 °C

R+M Nr.	↕
560 30	28 mm



Short M21 : M. Grey.
Max. 400 bar / 150 °C

AG	R+M Nr.	↕
1/4"	563 20	27 mm
3/8"		



Short M22 : M. Stainless steel.
Max. 400 bar / 150 °C

R+M Nr.	↕
560 39	28 mm



M22 : M. Stainless steel.
Max. 500 bar

R+M Nr.	↕
561 49	48 mm
561 69	45 mm

Quick screw coupling : quick screw coupling

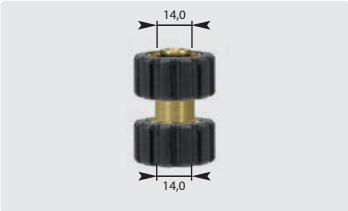

M22 F : M22 F.
Max. 400 bar / 150 °C

○	R+M Nr.	↕
	561 96	50 mm



M22 F : M21 F.
Max. 400 bar / 150 °C

R+M Nr.	↕
561 97	50 mm

Quick screw couplings

Quick screw coupling : female thread



Standard M22 : F. Black.
Max. 400 bar / 150 °C

IG	R+M Nr.	↕
1/8"	561 20	45 mm
1/4"	561 30	45 mm
3/8"	561 50	45 mm
1/2"	561 65	45 mm



Standard M21: F. Grey.
Max. 400 bar / 150 °C

R+M Nr.	↕
564 00	42 mm
564 10	41 mm
564 30	41 mm



Standard 1/2" : F. Blue.
Max. 400 bar / 150 °C

R+M Nr.	↕
561 10	43 mm



Short M22 : F. Black.
Max. 400 bar / 150 °C

IG	R+M Nr.	↕
1/8"	560 10	31 mm
1/4"	560 20	28 mm
3/8"		



M22 : F. Stainless steel.
Max. 500 bar

R+M Nr.	↕
561 39	45 mm
561 59	45 mm

Seals



O-ring. 10x2.2. Viton

R+M Nr.	VPE
790 24	1
790 241 00	100



Back ring

R+M Nr.	VPE
050 001 440	1
787 001 100	100



O-ring. 10x2. Perbunan

R+M Nr.	VPE
790 10	1
790 100	100



O-ring. 10x2. Viton

R+M Nr.	VPE
790 20	1
790 201 00	100



O-ring. 10x2.2. Perbunan

R+M Nr.	VPE
790 25	1
790 251 00	100

Symbols ⬡ thread IG female thread AG male thread ↕ height VPE packing unit

Quick screw nipples

Male thread : female thread



M22 M : F. Brass. Max. 400 bar

⬡
1/8"
1/4"
3/8"
1/2"
M16
M18
M22

R+M Nr.	↕
565 10	29
565 20	29
565 40	29
565 65	29
565 90 *	34
565 66	33



M21 M : F. Brass. Max. 400 bar

R+M Nr.	↕
567 10	30
567 20	29
567 40	29
567 60 *	30



1/2" M : F. Brass. Max. 400 bar

R+M Nr.	↕
567 80	29



M22 M : F. Brass. Long.
Max. 400 bar

⬡
1/4"
3/8"
1/2"

R+M Nr.	↕
565 251	40
565 401	40



M22 M : F. Brass. With hexagon.
Max. 400 bar

R+M Nr.	↕
565 80	38



M22 M : F. Stainless steel.
Max. 500 bar

R+M Nr.	↕
565 29	29
565 49	29
565 659	30

Quick screw nipples

Male thread : male thread



M22 M : M. Brass.
Max. 400 bar

⬡
1/4"
3/8"
1/2"

R+M Nr.	↕
565 30	29 mm
565 50	29 mm
565 60	29 mm



M22 M : M with cone (AGR). Brass.
Max. 400 bar

R+M Nr.	↕
565 301	31.5 mm
565 501	31.5 mm



M21 M : M. Brass.
Max. 400 bar

R+M Nr.	↕
567 30	32 mm
567 50	32 mm



M22 M : M. Brass. Long.
Max. 400 bar

⬡
1/4"
3/8"
1/2"

R+M Nr.	↕
565 311	40 mm
565 511	40 mm



M22 M : M. Stainless steel.
Max. 500 bar

R+M Nr.	↕
565 39	29 mm
565 59	29 mm
565 69	29 mm



M22 M : M. Stainless steel.
Max. 400 bar

R+M Nr.	↕
565 312 9	42 mm

* limited stock

Quick screw couplings suitable for system 2000



M22 F : M. Max. 400 bar / 150 °C

○	R+M Nr.	↕
1/4"	560 302	30 mm



M22 F : F. Max. 400 bar / 150 °C

R+M Nr.	↕
561 302	45 mm



M22 F : M. Max. 400 bar / 150 °C

R+M Nr.	↕
561 402	49 mm



M22 F : F. Max. 400 bar / 150 °C

○	R+M Nr.	↕
3/8"	561 502	47 mm



M22 F : M. Max. 400 bar / 150 °C

R+M Nr.	↕
561 602	50 mm

Quick screw couplings US

Quick screw couplings US



M22 F : F.
Max. 400 bar / 150 °C

○	R+M Nr.	↕
3/8" F	561 501	45 mm

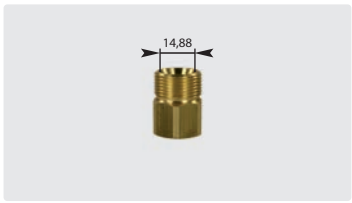

M22 : F.
Max. 400 bar / 150 °C

R+M Nr.	↕
565 402	29



M22 F : F.
Max. 400 bar / 150 °C

○	R+M Nr.	↕
1/4" M		
3/8" M	561 601	46 mm



M22 : M.
Max. 400 bar / 150 °C

R+M Nr.	↕
565 302	29

Seal



O-ring. Quick screw coupling US.
10.77 x 2.62. NBR 70

R+M Nr.	VPE
903 825 00	1
790 117 726 210 0	100

Symbols ↕ height ○ thread TYP type

Quick screw couplings

Quick screw couplings with long centric nipple



M22 F : F.
Max. 400 bar / 150 °C

○	R+M Nr.	↕
1/4"	561 31	36 mm
3/8"		



M22 M : M. Long.
Max. 400 bar / 150 °C

R+M Nr.	↕
565 311	40 mm
565 511	40 mm



M22 M : F. Long.
Max. 400 bar / 150 °C

○	R+M Nr.	↕
1/4"	565 251	40 mm
3/8"	565 401	40 mm



M22 M : 1/4" M. Long.
Max. 400 bar / 150 °C

R+M Nr.	↕
565 311 9	40 mm

QSC with hexagon centric nipple



M22 F : F.
Max. 400 bar / 150 °C

○	R+M Nr.	↕
1/4"	560 50	41 mm



M22 F : F. With hexagon.
Max. 400 bar / 150 °C

R+M Nr.	↕
565 80	38 mm

Symbols ↕ height ○ thread

Suttner swivels

ST-300 swivels



3/8" M : 3/8" F. Stainless steel / nickel-plated brass. Max. 275 bar / 90 °C

R+M Nr.	↕
200 300 010	45 mm



Repair kit

R+M Nr.
200 300 100



1/4" F : 3/8" F. Stainl. steel / nickel-plated brass. Max. 275 bar / 90 °C

R+M Nr.	↕
200 300 050	57 mm



Repair kit

R+M Nr.
200 300 100

ST-300 swivels



1/4" M : 1/4" F.
Brass.
Max. 275 bar / 90 °C

R+M Nr.	↕
200 300 040	44 mm

R+M Nr.

ST-301 swivels



1/4" F : 3/8" F. Stainless steel / brass.
Swivel with radial friction bearing.
Max. 350 bar / 90 °C

R+M Nr.	↕
200 301 050	58 mm



Repair kit

R+M Nr.
200 300 100

ST-301 swivels



1/4" F : M22 M. Stainless steel / brass.
Swivel with radial friction bearing.
Max. 350 bar / 90 °C

R+M Nr.	↕
200 301 060	62 mm



Repair kit

R+M Nr.
200 300 100

ST-310 swivels



1/4" F : 3/8" F.
Stainless steel.
Max. 350 bar / 90 °C

R+M Nr.	↕
200 310 000	57 mm



Repair kit

R+M Nr.
200 300 100

ST-310 swivels



3/8" M : 3/8" F. Stainless steel.
Max. 350 bar / 90 °C

R+M Nr.	↕
200 310 010	45 mm



Repair kit

R+M Nr.
200 300 100



1/2" M : 1/2" F. Stainless steel.
Max. 350 bar / 90 °C

R+M Nr.	↕
200 310 040	49 mm



Repair kit

R+M Nr.
200 300 100

Suttner swivels

ST-311 swivels



1/4" F : 3/8" F. Stainless steel.
Swivel with radial friction bearing.
Max. 350 bar / 90 °C

R+M Nr.	↕
200 311 050	58 mm



Repair kit

R+M Nr.
200 300 100



1/4" F : M22 M. Stainless steel.
Swivel with radial friction bearing.
Max. 350 bar / 90 °C

R+M Nr.	↕
200 311 060	58 mm



Repair kit

R+M Nr.
200 300 100

ST-340 swivels



1/2" M : 1/2" F. Stainless steel.
Max. 350 bar / 90 °C

R+M Nr.	↕
200 340 010	52 mm



Repair kit

R+M Nr.
200 340 100



1/4" F : 1/2" F. Stainless steel.
Max. 350 bar / 90 °C

R+M Nr.	↕
200 340 050	73 mm



Repair kit

R+M Nr.
200 340 100



1/2" M : 1/2" F. Brass.
Max. 250 bar / 90 °C

R+M Nr.	↕
200 340 510	52 mm



Repair kit

R+M Nr.
200 340 150



1/4" F : 1/2" F. Brass.
Max. 250 bar / 90 °C

R+M Nr.	↕
200 340 520	73 mm



Repair kit

R+M Nr.
200 340 100

ST-351 swivels



1/2" M : 1/2" F.
Max. 600 bar

R+M Nr.	↕
200 351 510	72 mm



Repair kit swivel ST-351

R+M Nr.
200 351 400

ST-350 swivels



3/8" M : 3/8" F. Stainless steel.
Max. 500 bar / 90 °C

R+M Nr.	↕
200 350 010	45 mm



Repair kit

R+M Nr.
200 300 120

ST-345 swivels



1/4" F : 1/4" M. 350 bar. Stainless

R+M Nr.
200 345 500



1/4" F : 1/4" M. 350 bar. Stainless.
easywash365+ blue

R+M Nr.
200 345 510



1/4" F : 1/4" M. 350 bar. Stainless.
RAL 5005

R+M Nr.
200 345 520



1/4" F : 1/4" M. 350 bar. Stainless

R+M Nr.
200 345 530

Suttner swivels ST-320

Completely stainless steel. Swivel with slide ring as sealing element. DN 6



3/8" F : 3/8" M.
Max. 400 bar / 30 r.p.m. / 90 °C

R+M Nr.	↕
200 320 500	48 mm



1/4" F : 1/4" M.
Max. 400 bar / 30 r.p.m. / 90 °C

R+M Nr.	↕
200 320 550	48 mm



3/8" F : 3/8" M.
Max. 400 bar / 30 r.p.m. / 90 °C

R+M Nr.	↕
200 320 502	48 mm



Repair kit swivels ST-320

R+M Nr.
200 320 490

Suttner swivels ST-322

Completely stainless steel. Swivel with slide ring as sealing element. Field of application: Hose reels



3/8" F : 3/8" M. DN 10.
Max. 400 bar / 30 r.p.m. / 90 °C

R+M Nr.	↕
200 322 500	65 mm



1/2" F : 3/8" M. DN 10.
Max. 300 bar / 30 r.p.m. / 90 °C

R+M Nr.	↕
200 322 510	65 mm



1/2" F : 1/2" M. DN 12.
Max. 300 bar / 30 r.p.m. / 90 °C

R+M Nr.	↕
200 322 520	67 mm



1/2" F : 1/2" M. DN 12.
Max. 300 bar / 30 r.p.m. / 90 °C

R+M Nr.	↕
200 322 522	68 mm



M28 M. DN 12.
For series R+M 434 - R+M 564.
Max. 300 bar / 30 r.p.m. / 90 °C

R+M Nr.	↕	⊂
200 322 523	79.5 mm	1/2" F
200 322 525	79.5 mm	3/8" F



Repair kit swivels ST-322

R+M Nr.
200 322 490

Symbols ↕ height ⊂ inlet

easywash365+ swivels

Housing nickel-plated brass. Axle stainless steel. Field of application: Ceiling booms in self-service car wash



1/4" F : 1/4" M. DN 7.
Max. 275 bar / 30 r.p.m. / 120 °C

R+M Nr.	↕
562 390 503	46 mm



3/8" F : 1/4" M. DN 7.
Max. 275 bar / 30 r.p.m. / 120 °C

R+M Nr.	↕
562 390 505	46 mm



3/8" F : 3/8" M. DN 7.
Max. 275 bar / 30 r.p.m. / 120 °C

R+M Nr.	↕
562 390 507	46 mm



Repair kit **easy**wash365+ swivels

R+M Nr.
750 140 2

easywash365+ swivels

Housing stainless steel / nickel-plated brass. Axle stainless steel. Maintenance-free. DN 6. Field of application: Swivels applicable to high pressure spray guns and hose connections, ceiling booms in self-service car wash



1/4" M : 1/4" F.
Max. 275 bar / 120 °C

R+M Nr.	↕	VPE
562 391 600	63 mm	1
562 391 601	63 mm	25



1/4" M : 3/8" F.
Max. 275 bar / 120 °C

R+M Nr.	↕	VPE
562 391 605	64 mm	1
562 391 606	64 mm	25



3/8" M : 1/4" F.
Max. 275 bar / 120 °C

R+M Nr.	↕	VPE
562 391 610	63 mm	1
562 391 611	63 mm	25



3/8" M : 3/8" F.
Max. 275 bar / 120 °C

R+M Nr.	↕	VPE
562 391 615	64 mm	1
562 391 616	64 mm	25



1/4" F : 1/4" F.
Max. 275 bar / 120 °C

R+M Nr.	↕	VPE
562 391 620	69 mm	1
562 391 621	69 mm	25



3/8" F : 3/8" F.
Max. 275 bar / 120 °C

R+M Nr.	↕	VPE
562 391 625	67 mm	1
562 391 626	67 mm	25



1/4" F : M18 M.
Max. 275 bar / 120 °C

R+M Nr.	↕	VPE
562 391 630	62 mm	1
562 391 631	62 mm	25



1/4" F : M14 M.
Max. 275 bar / 120 °C

R+M Nr.	↕	VPE
562 391 627	62 mm	1
562 391 628	62 mm	25

Mosmatic swivels WDG

Housing nickel-plated brass. Axle stainless steel. Field of application: Ceiling booms in self-service car wash



1/4" F : 1/4" M. DN 7.
Max. 150 bar / 30 r.p.m. / 90 °C

R+M Nr.	↕
750 140 11	46 mm



3/8" F : 1/4" M. DN 7.
Max. 150 bar / 30 r.p.m. / 90 °C

R+M Nr.	↕
750 140 1	46 mm



Repair kit
Mosmatic swivels WDG

R+M Nr.
750 140 2

Mosmatic swivels DGS / DGV /DGK

Housing stainless steel / nickel-plated brass. Axle stainless steel. DN 6. Rust-proof and maintenance-free. Field of application: Swivels applicable to high pressure spray guns and hose connections, ceiling booms in self-service car wash. Max. 275 bar / 30 r.p.m. / 120 °C



DGS. Double ball bearing system

R+M Nr.	⇦	⇨	↔
108 300 01	1/4" F	1/4" M	59 mm
108 300 02	1/4" F	1/4" F	62 mm
108 300 03	1/4" F	3/8" M	60 mm
108 300 04	1/4" F	3/8" F	63 mm
108 300 05	1/4" F	M14 M	57 mm
108 300 06	1/4" F	M16 M	57 mm
108 300 07	1/4" F	M18 M	57 mm
108 300 09	1/4" F	M22 M	61 mm
108 301 03	3/8" F	3/8" M	60 mm
108 301 04	3/8" F	3/8" F	63 mm
108 301 07	3/8" F	M18 M	57 mm
108 301 09	3/8" F	M22 M	61 mm



DGV. Single ball bearing system

R+M Nr.	⇦	⇨	↔
108 325 11	1/4" M	1/4" M	60 mm
108 325 12	1/4" M	1/4" F	63 mm
108 325 13	1/4" M	3/8" M	61 mm
108 325 18	1/4" M	M21 M	62 mm
108 325 21	3/8" M	1/4" M	60 mm
108 325 24	3/8" M	3/8" F	61 mm
108 325 32	3/8" M	1/4" F	63 mm
108 325 33	3/8" M	3/8" M	61 mm
108 325 34	3/8" M	3/8" F	63 mm
108 325 37	3/8" M	M18 M	58 mm
108 325 39	3/8" M	M22 M	62 mm
108 325 82	1/4" F	1/4" F	67 mm
108 325 87	1/4" F	M18 M	62 mm



DGK. Single ball bearing system

R+M Nr.	⇦	⇨	↔
108 320 31	1/4" M	DN 06	58 mm
108 320 33	1/4" F	DN 06	62 mm
108 321 32	3/8" M	DN 08	66 mm

Mosmatic swivels DGVI

Stainless steel. DN 6. Rust-proof and maintenance-free. Field of application: Swivels applicable to high pressure spray guns and hose connections. Max. 500 bar / 30 r.p.m. / 120 °C



R+M Nr.	⇦	⇨	↔
108 327 02	1/4" M*	1/4" F	54
108 327 24	3/8" M*	3/8" F	56
108 327 34	3/8" M	3/8" F	64
108 328 14	1/2" M	1/2" F	75



R+M Nr.	⇦	⇨	↔
108 327 81	1/4" F	1/4" M	64
108 327 83	1/4" F	3/8" M	65



R+M Nr.	⇦	⇨	↔
108 327 82	1/4" F	1/4" F	66
108 327 84	1/4" F	3/8" F	68



R+M Nr.	⇦	⇨	↔
108 327 87	1/4" F	M18 M	62
108 327 88	1/4" F	M21 M	66
108 327 89	1/4" F	M22 M	66

Mosmatic swivels DGE / DGEI

Stainless steel. Maintenance-free. Field of application: especially designed for high flow rates and low revolutions per minute as for example at automatic car wash plants. Max. 30 r.p.m. / 120 °C. DN 13 for 1/2". DN 25 for 1"



DGE 90°. Housing nickel-plated brass. Single ball bearing system. Rust-proof. Max. 275 bar

R+M Nr.	⇦	⇨	↔
108 348 23	1/2" F	1/2" M	91
108 348 25	1" F	1" M	113



DGE. Housing nickel-plated brass. Single ball bearing system. Rust-proof. Max. 275 bar

R+M Nr.	⇦	⇨	↔
108 348 03	1/2" F	1/2" M	80
108 348 05	1" F	1" M	90



DGEI. Housing stainless steel. Triple ball bearing system. Max. 350 bar

R+M Nr.	⇦	⇨	↔
108 347 03	1/2" F	1/2" M	80
108 347 05	1" F	1" M	95



DGEI 90°. Housing stainless steel. Triple ball bearing system. Max. 350 bar

R+M Nr.	⇦	⇨	↔
108 347 23	1/2" F	1/2" M	97
108 347 25	1" F	1" M	123

* conical

Symbols ↕ height ↔ length mm ⇨ outlet ⇦ inlet VPE packing unit

Mosmatic high RPM swivels DY-Series

Axle stainless steel. Housing nickel-plated brass. Triple ball bearing system. DN 6. Rust-proof and maintenance-free. Field of application: especially designed for high revolutions per minute and self-rotating applications. Max. 275 bar / 2000 r.p.m. / 120 °C



DYF.

R+M Nr.			
108 580 03	1/4" F	3/8" M	80
108 581 03	3/8" F	3/8" M	80
108 580 00	1/4" F	M12 M	66



DYF.

R+M Nr.			
108 584 01	3/8" F	1/4" M	84



DYG.

R+M Nr.			
108 570 03	1/4" F	3/8" M	80
108 571 03	3/8" F	3/8" M	80



DYL.

R+M Nr.			
108 560 03	1/4" F	3/8" M	80
108 561 03	3/8" F	3/8" M	80
108 561 04	3/8" F	3/8" F	80
108 560 01	1/4" F	1/4" F	79



DYL 90°

R+M Nr.			
108 563 03	1/4" F	3/8" M	84
108 563 01	1/4" F	1/4" M	84

Mosmatic seal kits



R+M Nr.	TYP
108 369 05	DY hard metal
108 369 01	DX ceramic

Mosmatic swivels DGL



Axle stainless steel. Housing nickel-plated brass. Triple ball bearing system. DN 6. Rust-proof and maintenance-free. Field of application: designed for self-spinning applications. Very low torque required.
Max. 275 bar / 1,000 r.p.m. / 30 °C.
Max. 275 bar / 30 r.p.m. / 120 °C

R+M Nr.			
108 311 03	3/8" F	3/8" M	66

Mosmatic high RPM swivels DY-Series / WDRS

Axle and housing stainless steel. Triple ball bearing system. Maintenance-free. DN 6 for 3/8". DN 13 for 1/2". DN 38 for 1.1/2"



DYCI. Triple ball bearing system. Field of application: especially designed for high revolutions per minute and self-rotating applications.
Max. 350 bar / 2,000 r.p.m. / 120 °C

R+M Nr.			
108 550 03	1/4" F	3/8" M	95
108 551 03	3/8" F	3/8" M	95



DYCI. Triple ball bearing system. Field of application: especially designed for high revolutions per minute and self-rotating applications.
Max. 350 bar / 2,000 r.p.m. / 120 °C

R+M Nr.			
108 552 53	M22	3/8" M	95



DYDI. Triple ball bearing system. Field of application: especially designed for high revolutions per minute and self-rotating applications.
Max. 500 bar / 2,000 r.p.m. / 120 °C

R+M Nr.			
108 552 63	M22	3/8" M	95



WDRS. Double ball bearing system. Field of application: especially designed for high flow rates, e.g. automatic car wash.
Max. 200 bar / 60 - 150 r.p.m. / 80 °C

R+M Nr.			
108 412 11	1/2" F	1/2" M	110
108 415 11	1.1/2" F	1.1/2" M	150

Axle and housing stainless steel. Quadruple ball bearing system. DN 6. Maintenance-free. Field of application: especially designed for high revolutions per minute and self-rotating applications. Max. 2,000 r.p.m. / 120 °C



DYT. Max. 350 bar

R+M Nr.			
108 590 03	1/4" F	3/8" M	107
108 591 01	3/8" F	1/4" M	109
108 591 03	3/8" F	3/8" M	109



DYT 90°. Max. 350 bar

R+M Nr.			
108 593 03	1/4" F	3/8" M	109
108 594 03	3/8" F	3/8" M	110



DYU. Max. 500 bar

R+M Nr.			
108 591 13	3/8" F	3/8" M	109



DYU 90°. Max. 500 bar

R+M Nr.			
108 594 13	3/8" F	3/8" M	110

R+M swivels



3/4" F : 3/4" M. DN 19.
Housing and axle stainless steel.
Max. 200 bar / 90 °C

R+M Nr.	↕
750 400 1	80 mm



Repair kit swivel 750 400 1

R+M Nr.
750 400 2



3/8" M : 3/8" F.
Brass.
Max. 220 bar / 90 °C

R+M Nr.	↕
562 50	39 mm



1/4" F : 3/8" M. DN 6.
Housing and axle stainless steel.
Max. 600 bar / 90 °C

R+M Nr.	↕
750 280 0	59 mm



Seal kit swivel 750 280 0

R+M Nr.
750 200 2



3/8" M : 1/4" F.
Brass.
Max. 220 bar / 90 °C

R+M Nr.	↕
562 60	39 mm

High pressure quick couplings

Couplings 25KB



Coupling : F. Nickel-plated brass. With valve.
Max. 35 bar / 100 °C

○	DN
1/4"	7.4
3/8"	7.4

R+M Nr.	↕
553 20	55 mm
553 30	54 mm

Plugs 25SB



Plug : F. ⌀ 12 mm.
Brass. With valve.
Max. 35 bar / 100 °C

R+M Nr.	↕
556 10	43 mm
556 30	43 mm

Back ring



TYP 25KF + 25KB

R+M Nr.
790 41

Symbols ↕ height ↔ length mm DN nominal diameter ○ thread ⌀ diameter ⮌ outlet ⮎ inlet TYP type

High pressure quick couplings

Couplings CEJN 322 and plug



Coupling : F.
Brass / steel, nickel-plated.
Max. 200 bar / 100 °C

⊙	DN
1/4"	7.4
3/8"	7.4

R+M Nr.	↕
552 001	48 mm
552 002	50 mm



Plug : F. ⌀ 12 mm.
Hardened steel, chemically nickel-plated / zinc-plated.
Max. 200 bar / 100 °C

R+M Nr.	↕
552 101	36 mm
552 102	38 mm



Plug : M. ⌀ 12 mm.
Hardened steel, chemically nickel-plated / zinc-plated and brass.
Max. 200 bar / 100 °C

R+M Nr.	↕
552 111	36 mm
552 112	38 mm

Couplings SP-20 250 bar and plug



Coupling : F. Brass.
Max. 250 bar / 100 °C

⊙	DN
1/4"	8.0
3/8"	8.0
1/2"	8.0

R+M Nr.	↕
550 10	41 mm
550 30	42 mm



Coupling : M. Brass.
Max. 250 bar / 100 °C

R+M Nr.	↕
550 20	43 mm



Plug : F. ⌀ 14.8 mm. Zinc-plated steel. Max. 250 bar / 100 °C

R+M Nr.	↕
551 11	40 mm
551 10	40 mm



Plug : M. ⌀ 14.8 mm. Zinc-plated steel. Max. 250 bar / 100 °C

⊙	DN
3/8"	8.0

R+M Nr.	↕
551 20	43 mm



O-ring. TYP SP-20. 13.1x2.6.
Max. 250 bar / 100 °C

R+M Nr.
790 60

Suttner high pressure quick couplings ST-45-250 KW

Couplings and plug ST-45-250 KW



Coupling : M.
Stainless steel.
Max. 250 bar / 150 °C

○	DN
1/4"	10
3/8"	10
1/2"	10
M22	10

R+M Nr.	↕
200 045 595	49 mm



Coupling : F.
Stainless steel.
Max. 250 bar / 150 °C

R+M Nr.	↕
200 045 570	41 mm
200 045 560	41 mm
200 045 550	41 mm
200 045 575	41 mm



Coupling : F.
Stainless steel.
Max. 250 bar / 150 °C

R+M Nr.	↕
200 045 565	43 mm
200 045 555	43 mm



Plug : F.
Hardened stainless steel.
Max. 250 bar / 150 °C

R+M Nr.	↕
040 005 482	38 mm



Plug : M.
Stainless steel.
Max. 250 bar / 150 °C

○	DN
1/4"	10
3/8"	10
1/2"	10

R+M Nr.	↕
557 206	44 mm



Plug : M.
Hardened stainless steel.
Max. 250 bar / 150 °C

R+M Nr.	↕
040 005 669	42 mm



Coupling : F.
Nickel-plated brass.
Max. 250 bar / 150 °C

R+M Nr.	↕
200 045 510	41 mm



Coupling : F.
Nickel-plated brass.
Max. 250 bar / 150 °C

R+M Nr.	↕
200 045 505	43 mm



Plug : F.
Zinc-plated steel.
Max. 250 bar / 150 °C

○	DN
3/8"	10
1/2"	10

R+M Nr.	↕
557 204	38 mm



Plug : F.
Stainless steel.
Max. 250 bar / 150 °C

R+M Nr.	↕
557 209	38 mm
557 29	45 mm



Plug : F.
Hardened stainless steel.
Max. 250 bar / 150 °C

R+M Nr.	↕
557 209 2	38 mm



O-ring. 20x2.5. EPDM

R+M Nr.	VPE
792 025 100	100



O-ring. 18x2.5. EPDM

R+M Nr.	VPE
791 825 100	100



Seal kit

R+M Nr.	M
557 104 11	EPDM
200 045 460	FKM



Plug : F.
Zinc-plated steel + brass.
Max. 250 bar / 150 °C

○	DN
M22	10

R+M Nr.	↕
557 205	73 mm



Coupling : M.
Nickel-plated brass + brass.
Max. 250 bar / 150 °C

R+M Nr.	↕
557 105	63 mm

Symbols ↕ height DN nominal diameter ○ thread VPE packing unit ⌀ diameter TYP type M material

Suttner high pressure quick couplings ST-3100

Couplings and plug ST-3100



Coupling : F. Stainless steel.
Max. 250 bar / 150 °C

⊙	DN	R+M Nr.	↕
1/4"	10	203 100 466	44 mm
3/8"	12	203 100 461	44 mm
1/2"	12	203 100 460	44 mm



Coupling : F. Stainless steel.
Max. 250 bar / 150 °C

R+M Nr.	↕
203 100 456	50 mm
203 100 455	50 mm



Coupling : M. Stainless steel.
60° cone. Max. 250 bar / 150 °C

R+M Nr.	↕
203 100 653	47 mm
203 100 474	50 mm
203 100 655	45 mm



Coupling : M. Stainless steel.
60° cone. Max. 250 bar / 150 °C

⊙	DN	R+M Nr.	↕
1/4"	10	203 100 652	53 mm
3/8"	12	203 100 473	55 mm
1/2"	12	203 100 656	54 mm



Plug : F. Stainless steel.
Max. 250 bar / 150 °C

R+M Nr.	↕
040 005 665	35 mm
040 005 667	41 mm
040 005 661	47 mm



Plug : M. Stainless steel. 60° cone.
Max. 250 bar / 150 °C

R+M Nr.	↕
040 005 668	47 mm
040 005 662	47 mm



Plug : F. Hardened stainless steel.
Max. 250 bar / 150 °C

⊙	DN	R+M Nr.	↕
1/4"	10	040 005 465	35 mm
3/8"	12	040 005 467	41 mm
1/2"	12	040 005 461	47 mm



Plug : M. Hardened stainless steel.
60° cone. Max. 250 bar / 150 °C

R+M Nr.
040 005 459
040 005 462



Plug : F. Stainless steel. For moulded handles. Max. 250 bar / 150 °C

R+M Nr.	↕
040 005 664	40 mm



Plug : F. Stainless steel + brass.
Max. 250 bar / 150 °C

⊙	DN	R+M Nr.	↕
M22	10	203 100 665	56 mm



Coupling : M. Stainless steel.
Max. 250 bar / 150 °C

R+M Nr.	↕
203 100 660	57 mm



O-ring. 15.1x2.7

R+M Nr.	VPE
551 502 42	1
791 512 710	100



O-ring. 18x2

R+M Nr.	VPE
551 502 43	1
791 821 00	100

Couplings "B"



Coupling : F. Stainless steel.
Max. 150 bar / 90 °C

⊙	DN	R+M Nr.	↕
1/2"	11	710 247 212 000	35 mm



Plug : M. Stainless steel.
Max. 150 bar / 90 °C

R+M Nr.	↕
710 247 112 100	44 mm



O-ring. 13x2

R+M Nr.
791 32

Suttner ultra high pressure quick couplings ST-45-600

Couplings and plug ST-45-600



Coupling : M. Stainless steel.
Max. 600 bar / 150 °C

⊙	DN
1/4"	8

R+M Nr.	↕
200 045 600	57 mm



Coupling : M. Stainless steel.
Max. 600 bar / 150 °C

R+M Nr.	↕
200 045 605	57 mm



Plug : F. Hardened stainless steel.
Max. 600 bar / 150 °C

R+M Nr.	↕
040 005 468	40 mm



O-ring. 11x1.5

R+M Nr.
050 000 020



Back ring. 11x14x1

R+M Nr.
050 001 430



O-ring. 10x2.5

R+M Nr.
050 000 160

Suttner high pressure quick couplings ST-246

Coupling and plug ST-246-8



Coupling : F. Stainless steel V2A.
Max. 350 bar / 100 °C

⊙	DN
1/2"	11

R+M Nr.	↕
710 246 412 000	41.0 mm



Plug : F. Hardened stainless steel.
Max. 350 bar / 100 °C

R+M Nr.	↕
710 246 312 001	43.7 mm



Plug : M. Hardened stainless steel.
Max. 350 bar / 100 °C

R+M Nr.	↕
710 246 312 101	45.2 mm

Coupling and plug ST-246-6



Coupling : F.
Stainless steel V2A.
Max. 350 bar / 100 °C

⊙	DN
3/8"	8.5
1/4"	6.0
M22 (CEL)	6.0

R+M Nr.	↕
710 246 238 000	37.8



Plug : F. Hardened stainless steel.
Max. 350 bar / 100 °C

R+M Nr.	↕
710 246 138 001	36.6
040 005 423	41.0



Plug : M.
Stainless steel.
Max. 350 bar / 100 °C

R+M Nr.	↕
040 005 424	42.5

Lip seal



NBR 75

R+M Nr.	⊙	TYP
710 005 004	1/2"	ST-246-8
710 005 003	3/8"	ST-246-6

Bonded seals



Bonded seals. Steel

R+M Nr.	⊙	VPE
788 881 4	1/4"	1
788 881 410 0	1/4"	100
788 883 8	3/8"	1
788 883 810 0	3/8"	100
788 881 2	1/2"	1
788 881 210 0	1/2"	100
788 881	1"	1



Bonded seals. Stainless steel

R+M Nr.	⊙	VPE
788 881 49	1/4"	1
788 881 491 00	1/4"	100
788 883 89	3/8"	1
788 883 891 00	3/8"	100
788 881 29	1/2"	1
788 881 291 00	1/2"	100

Functional principle of bonded seal

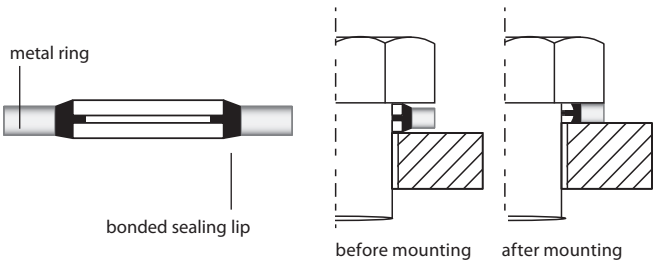

Symbols ↕ height DN nominal diameter ⊙ thread VPE packing unit TYP type

Hose connectors



M22 M. Standard. Brass.
Max. 400 bar

R+M Nr.
569 20



M21 M. Standard. Brass.
Max. 400 bar

R+M Nr.
569 10



1/2" M. Standard. Brass.
Max. 400 bar

R+M Nr.
569 30



M22 M. Standard. Stainless steel.
Max. 400 bar

R+M Nr.
569 29



M22 M. Solid version stainless steel.
Max. 500 bar

R+M Nr.
569 59



M22 M. DKOS stainless steel.
Max. 500 bar

R+M Nr.
593 142



M24 M. Stainless steel.
Max. 700 bar

R+M Nr.
200 741 600



W

M21 M : M22 M. Brass. Reduction.
Max. 400 bar

R+M Nr.
569 15



K

M22 M. Solid version. Brass.
Max. 400 bar

R+M Nr.
569 50



Rubber cover

R+M Nr.
569 60



K

M22 M. Solid version with rubber cover. Max. 400 bar

R+M Nr.
569 40



M22 M. Long with moulded handle.
Max. 280 bar

R+M Nr.
569 70



K

M22 M. Solid version stainless steel with rubber cover.
Max. 500 bar

R+M Nr.
569 49

Comparison chart of metric, bsp and trapezoidal thread

pipe		IG	AG
1/8"	(5x10)	8.566 mm	9.728 mm
1/4"	(8x13)	11.445 mm	13.157 mm
3/8"	(12x17)	14.950 mm	16.662 mm
1/2"	(15x21)	18.631 mm	20.955 mm
3/4"	(21x27)	24.117 mm	26.441 mm
1"	(26x34)	30.291 mm	33.249 mm
1.1/4"	(33x42)	38.952 mm	41.910 mm
1.1/2"	(40x49)	44.324 mm	47.803 mm
2"	(50x60)	56.656 mm	59.614 mm

metric	IG	AG
M12x1.5	10.38 mm	12 mm
M14x1.5	12.38 mm	14 mm
M16x1.5	14.38 mm	16 mm
M18x1.5	16.38 mm	18 mm
M21x1.5	19.38 mm	21 mm
M22x1.5	20.38 mm	22 mm
M24x1.5	22.38 mm	24 mm
M27x1.5	25.38 mm	27 mm
M30x1.5	28.38 mm	30 mm

trapezoidal	IG	AG
TR20	18.1 mm	20 mm
TR22	20.1 mm	22 mm

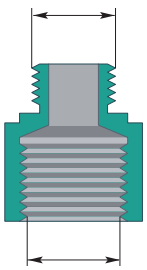

Hose adaptor



K

Plug 10 mm : M22 M.
Max. 210 bar

R+M Nr.	↕
316 951 0	190 mm



K

Plug 11 mm : M22 M.
Max. 400 bar

R+M Nr.	↕
316 961 1	190 mm



K

Plug 11 mm : M22 M.
Max. 400 bar

R+M Nr.	↕
316 961 2	145 mm
316 961 3	150 mm



K

M22 M : plug. Brass.
Max. 250 bar / 100 °C

R+M Nr.	↕
559 908 221	104 mm



Back ring

R+M Nr.	○
790 58	10 mm
790 59	11 mm



O-ring

R+M Nr.	○
790 55	10 mm
790 57	11 mm

Symbols IG female thread AG male thread ○ thread ↕ height ⌀ diameter VPE packing unit

Hose adapter



Plug coupling 10 mm : 3/8" M.
Max. 400 bar

R+M Nr.
559 910 1



Plug coupling 11 mm.
Max. 400 bar

R+M Nr.	⊙
559 911 12	1/2" M
559 911 38	3/8" M
559 911 22	M22 M
559 911 23	M22 F



M22 F : M22 M. K 2000. Brass.
Max. 400 bar

R+M Nr.
565 66



Plug 10 mm : M22 M.
Max. 250 bar

R+M Nr.
559 910 2



O-ring

R+M Nr.	⊙
790 55	10 mm



M24 M : M. Brass *.
Max. 400 bar

R+M Nr.	⊙
318 241 8	M18
318 242 1	M21



M27 M : M. Brass *.
Max. 400 bar

R+M Nr.	⊙
318 271 8	M18
318 272 1	M21



M24 M : 3/8" F. Brass *.
Max. 400 bar

R+M Nr.
318 24



M27 M : 3/8" F. Brass *.
Max. 400 bar

R+M Nr.
318 27



Copper washer. K 2000

R+M Nr.	⌀
781 519 1	18.8 mm



Back ring

R+M Nr.	⊙
790 58	10 mm



O-ring

R+M Nr.	⊙
791 42	M24



O-ring

R+M Nr.	⊙
903 598 00	M27



O-ring. 10x2.2. Perbunan

R+M Nr.	VPE
790 25	1
790 251 00	100



O-ring. 9.5x2

R+M Nr.	VPE
050 002 456	1

Reduction nipple

Female thread : male thread



Brass. Max. 400 bar

IG : AG	R+M Nr.
1/4" : M12x1	710 100 032
M12x1 : 1/4"	710 100 033

* not to be used with patented WAP / Venturi inserts



Matches with	Page
Lances	247
HP-gun	208
Hoses	134
Sewer cleaning hoses	178, 179
hydroblade®	305

ST-247 coupling system

The new high-pressure hose and lance coupling system ST-247 can be added to existing high-pressure cleaning systems and provides for quick and reliable changing of accessories without any annoying screwing and jamming.
Thanks to its intuitive operation and very sturdy design, it offers all advantages of a quick coupling system.
Being made of a high-quality combination of brass and stainless steel, it is perfectly suitable for use in professional or industrial environments such as agriculture and cleaning of large surfaces ranging from transporters to public places and outside surfaces.
Thanks to the plastic coating of the handwheels, the coupling system is ideally suited for hot-water applications.

ST-247 couplings



Brass. TR22 F.
Max. 400 bar / 150° C.

R+M Nr.
200 247 310



TR22 F. Brass.
Incl. 2 heat resistant caps.
Max. 400 bar / 150° C.

R+M Nr.
200 247 410



M22 F. Brass.
Incl. 1 heat resistant cap.
Max. 400 bar / 150° C.

R+M Nr.
200 247 420



ST-247. Brass.
Max. 310 bar / 45 l/min / 150 °C

R+M Nr.
200 247 255



ST-247 : 1/4" M.
Hardened stainless steel.
Max. 400 bar / 150° C.

R+M Nr.
200 247 110



ST-247 : 1/4 " F.
Hardened stainless steel.
Max. 400 bar / 150° C.

R+M Nr.
200 247 100



ST-247 : M22 M.
Hardened stainless steel.
Max. 400 bar / 150° C

R+M Nr.
200 247 125



ST-247 : TR22 M.
Brass/stainless steel.
Max. 400 bar / 150° C.

R+M Nr.
200 247 120

ST-247 coupling system

TR22 adapters (old : new)



TR22 M : M22 F QSC. Alternative to adapter 2+3.
Brass. Max. 400 bar / 150° C.

R+M Nr.
561 022 220



TR22 M : M22 F QSC. Brass. Swivel.
Alternative to adapter2+3.
Max. 400 bar / 150° C.

R+M Nr.
568 022 220



TR22 M : M 22 F QSC. Brass. Swivel.
Alternative to adapter 2+3.
Max. 400 bar / 150° C.

R+M Nr.
568 022 221



TR22 F : 3/8" F. Swivel. Brass.
Alternative to adapter 12.
Incl. 1 heat resistant cap.
Max. 400 bar / 150° C

R+M Nr.
200 301 110



TR22 F : M22 M. Swivel. Brass.
Alternative to adapter 12.
Incl. 1 heat resistant cap.
Max. 400 bar / 150° C

R+M Nr.
200 301 100



3/8" M : TR22 M.
Brass.
Max. 400 bar / 150° C.

R+M Nr.
010 003 041



TR22 F : TR22 M.
Brass.
Max. 400 bar / 150° C

R+M Nr.
200 247 250



TR22 F : 3/8" M.
Alternative to adapter 6.
Brass.
Max. 400 bar / 150° C

R+M Nr.
565 683



TR22 F. : 3/8" F.
Alternative to adapter 6.
Brass.
Max. 400 bar / 150° C

R+M Nr.
565 684



TR22 F : M22 M.
Alternative to adapter 6.
Brass.
Max. 400 bar / 150° C

R+M Nr.
565 681



TR22 F : Plug coupling Ø 11 mm. Brass/stainless steel.
Max. 400 bar / 150° C

R+M Nr.
565 688

TR20 adapters lances



TR20 F : M18 M.
Alternative to adapter 8. Brass.
Max. 400 bar / 150° C

R+M Nr.
565 686



TR20 F : 1/4" M.
Stainless steel.
Max. 400 bar / 150° C

R+M Nr.
565 685 19



1/4" F : TR20 M.
Alternative to adapter 7. Brass.
Max. 400 bar / 150° C

R+M Nr.
565 685



M18 IG : TR20 AG.
Alternative to adapter 7. Brass.
Max. 400 bar / 150° C

R+M Nr.
565 687

Hose connectors



TR22 M. Alternative to adapter 9.
Brass. Max. 400 bar

R+M Nr.
569 22



TR 22 M : M22 x 1,5 M. Alternative to adapter 1. Brass. Max. 400 bar

R+M Nr.
569 23

Wrench



R+M Nr.	SW
100 000 235	27

Adhesives & sealing materials

Retaining



TYP	R+M Nr.	C		℃	Nm *	function
83.21	954 50	green	50 ml	-55 – +175 °C	25 - 35	high strength retaining and locking approved as
83.21	954 55	green	250 ml	-55 – +175 °C	25 - 35	sealant or pure Oxygen BAM.
83.05	954 830 505 0	green	50 ml	-55 – +200 °C	25 - 35	high tenacity, extremely quick hardening,
83.05	954 830 525 0	green	250 ml	-55 – +200 °C	25 - 35	suitable for passive surfaces as galvanized steel and steel without activator

Threadsealing

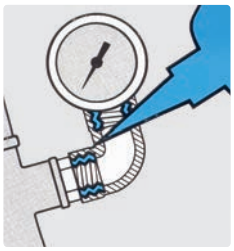

TYP	R+M Nr.	C		℃	Nm *	function
53.14	954 531 405 0	brown	50 ml	-55 – +150 °C	12 - 16	brown small diameter pneumatic and hydraulic fittings connection, DVGW approved for gas
58.11	954 581 105 0	yellow	50 ml	-55 – +150 °C	18 - 22	yellow pipe sealant approved for DWGV, WRAS and
58.11	954 581 125 0	yellow	250 ml	-55 – +150 °C	18 - 22	BAM. Low screwing friction
85.86	954 858 605 0	green	50 ml	-55 – +200 °C	25 - 35	green DIN-DVGW/KTW approved for gas and potable water. High temperature sealing +200 °C

Threadlocking

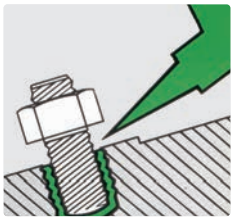

TYP	R+M Nr.	C		℃	Nm *	function
55.03	954 550 305 0	blue	50 ml	-55 – +150 °C	18 - 23	oil tolerant threadlock. DVGW/KTW approved. larger gap filling.
83.54	954 835 405 0	blue	50 ml	-55 – +150 °C	28 - 35	green studlocking general purpose high torque strength
54.03	954 540 350	blue	50 ml	-55– +150 °C	14 - 18	medium-tight screw locking device for protection of threads in case of a push, vibration and pressure

Liquid gasketing



TYP	R+M Nr.	C		℃	Nm *	function
58.14	954 581 407 5	orange	75 ml	-55 – +150 °C	5 - 8	orange general purpose flexible, small to medium size gear boxes sealing

Superglue

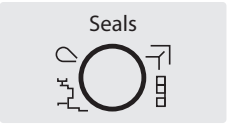

TYP	R+M Nr.	C		℃	setting time	function
43	954 430 20	green	20 ml	-55 – +80 °C	2 - 5 sec.	multi use instant adhesive. Bonds ceramic, fabrics, aluminium, leather and most plastics

* shear strength

Activator

TYP	R+M Nr.		function	fixture time
11	954 112 00	200 ml	for anerobic adhesives	30 - 60 seconds





Thread seal tape



R+M Nr.	VPE
954 00	1 reel
954 10	10 reels
954 25	250 reels

Grease for seals



R+M Nr.	
953 55	40 g

Threadsealing/threadlocking R+M



TYP	R+M Nr.	C		VPE	℃	Nm *	function
5353	954 535 302 2	green	1.8 gr.	20 pieces	-55 – +150 °C	40 - 50	high strength, for locking and sealing. High viscosity and high thixotrophy, allows for higher tolerances

Symbols ℃ temperature volume TYP type VPE packing unit C colour weight



blufood® - food hose 150
CARWASH COMFORT - the new hose wonder in self-service washing bays 144-145
CARWASH COMFORT - you are invited to experience our blue hose wonder in DN 8! 146
Crimp cartridges suitable for different hose models 173
Crimp nipples 169-172
Food high pressure hoses per metre 162
Food hoses 152
Foodjet - food hose with textile meshwork 151
Foodjet 1500 - food hose with textile meshwork 151
Galvanator - food hose 152
High pressure hoses 157
High pressure hoses for hose reels 142-143
High pressure hoses for self-service washing bays 147
High pressure hoses for special applications 153-155
High pressure hoses per metre 163-166
High pressure hoses per metre 1 ST 161
High pressure hoses per metre 1SN 158
High pressure hoses per metre 2 SC 160
High pressure hoses per metre 2 SC / 2 SN 159
High pressure hoses per metre 2 ST 161
High pressure hoses with smooth cover 129, 131, 133, 134,137-140
High pressure hoses with smooth cover - 500 bar 131
High pressure hoses with wrapped cover 128, 130, 132, 134, 136, 138-139
High pressure hoses with wrapped cover and smooth cover 135
Hobby high pressure hoses 141
Hose bend restrictor 166-168
Hose bend restrictor in wave design - showing your company logo! 168
Hose clamps 150
Hose fittings pre-assembled 174
Hose holder 175
Hose press 175
PUReClean365+® - food hose 148-149
Quick screws 172
Re-usable screw nipples 174
Ultra high pressure hoses 156

High pressure hoses with *wrapped* cover

Quick screw coupling : QSC			Quick screw coupling : QSC swivel			QSC : plug swivel	
M22 : M22	M22 : M22	M21 : M21	M22 : M22 swivel	M22 : M22 swivel	M21 : M21 swivel	M22 : ⌀ 11 swivel	M22 : ⌀ 11 swivel
							

Hoses with single wire braid and *wrapped* cover

TYP	DN	P	℃	↔	R+M Nr.	R+M Nr.	R+M Nr.	R+M Nr.	R+M Nr.	R+M Nr.	R+M Nr.	R+M Nr.
1SN	6	250 bar	150 °C	10 m	330 100 310		330 120 310	330 101 310		330 121 310		330 111 310
				15 m	330 100 315		330 120 315	330 101 315		330 121 315		330 111 315
				20 m	330 100 320		330 120 320	330 101 320		330 121 320		330 111 320
1SN	8	210 bar	150 °C	10 m	340 100 310	340 100 410	340 120 310	340 101 310	340 101 410	340 121 310	340 111 410	
				15 m	340 100 315	340 100 415	340 120 315	340 101 315	340 101 415	340 121 315	340 111 415	
				20 m	340 100 320	340 100 420	340 120 320	340 101 320	340 101 420	340 121 320	340 111 420	
1SN	8	315 bar	150 °C	10 m	343 100 310	343 100 410	343 120 310	343 101 310	343 101 410	343 121 310	343 111 410	
				15 m	343 100 315	343 100 415	343 120 315	343 101 315	343 101 415	343 121 315	343 111 415	
				20 m	343 100 320	343 100 420	343 120 320	343 101 320	343 101 420	343 121 320	343 111 420	
1SN	10	210 bar	150 °C	10 m	350 100 310	350 100 410	350 120 310	350 101 310	350 101 410	350 121 310		
				15 m	350 100 315	350 100 415	350 120 315	350 101 315	350 101 415	350 121 315		
				20 m	350 100 320	350 100 420	350 120 320	350 101 320	350 101 420	350 121 320		

Hoses with double wire braid and *wrapped* cover

TYP	DN	P	℃	↔	R+M Nr.	R+M Nr.	R+M Nr.	R+M Nr.	R+M Nr.	R+M Nr.	R+M Nr.	R+M Nr.
2SC	6	400 bar	150 °C	10 m	335 100 310		335 120 310	335 101 310		335 121 310		335 111 310
				15 m	335 100 315		335 120 315	335 101 315		335 121 315		335 111 315
				20 m	335 100 320		335 120 320	335 101 320		335 121 320		335 111 320
2SC	8	400 bar	150 °C	10 m	345 100 310	345 100 410	345 120 310	345 101 310	345 101 410	345 121 310	345 111 410	
				15 m	345 100 315	345 100 415	345 120 315	345 101 315	345 101 415	345 121 315	345 111 415	
				20 m	345 100 320	345 100 420	345 120 320	345 101 320	345 101 420	345 121 320	345 111 420	
2SC	10	400 bar	150 °C	10 m	355 100 310	355 100 410	355 120 310	355 101 310	355 101 410	355 121 310		
				15 m	355 100 315	355 100 415	355 120 315	355 101 315	355 101 415	355 121 315		
				20 m	355 100 320	355 100 420	355 120 320	355 101 320	355 101 420	355 121 320		

Hoses with single wire braid and *wrapped* thick cover

TYP	DN	P	℃	↔	R+M Nr.	R+M Nr.	R+M Nr.	R+M Nr.	R+M Nr.	R+M Nr.	R+M Nr.	R+M Nr.
1ST	8	210 bar	150 °C	10 m	340 200 310	340 200 410	340 220 310	340 201 310	340 201 410	340 221 310	340 211 410	
				15 m	340 200 315	340 200 415	340 220 315	340 201 315	340 201 415	340 221 315	340 211 415	
				20 m	340 200 320	340 200 420	340 220 320	340 201 320	340 201 420	340 221 320	340 211 420	
1ST	10	210 bar	150 °C	10 m	350 200 310	350 200 410	350 220 310	350 201 310	350 201 410	350 221 310		
				15 m	350 200 315	350 200 415	350 220 315	350 201 315	350 201 415	350 221 315		
				20 m	350 200 320	350 200 420	350 220 320	350 201 320	350 201 420	350 221 320		

All fittings are made out of zinc-plated steel. The hoses are also available with stainless steel fittings.
Please be so kind as to state the following on your order: R+M Nr. plus number:
7 = plug and crimp stainless steel **8** = plug stainless steel **9** = plug, crimp and connection stainless steel

Our hose assemblies are durably marked on the crimp in accordance with EN 853 / EN 856 / EN 855.

Symbols ⌀ diameter DN nominal diameter P pressure ℃ temperature ↔ length TYP type

High pressure hoses with *smooth* cover

Quick screw coupling : QSC			Quick screw coupling : QSC swivel			QSC : plug swivel	
M22 : M22		M21 : M21	M22 : M22 swivel		M21 : M21 swivel	M22 : ⌀ 11 swivel	M22 : ⌀ 11 swivel



Hoses with single wire braid and *smooth* cover

TYP	DN	P	℃	↔	R+M Nr.	R+M Nr.	R+M Nr.	R+M Nr.	R+M Nr.	R+M Nr.	R+M Nr.	R+M Nr.
Flexy	6	300 bar	100 °C	10 m	390 000 210		390 020 210	390 001 210		390 021 210		390 011 210
				15 m	390 000 215		390 020 215	390 001 215		390 021 215		390 011 215
				20 m	390 000 220		390 020 220	390 001 220		390 021 220		390 011 220

Hoses with single wire braid and *smooth* cover

TYP	DN	P	℃	↔	R+M Nr.	R+M Nr.	R+M Nr.	R+M Nr.	R+M Nr.	R+M Nr.	R+M Nr.	R+M Nr.
1SN	8	250 bar	150 °C	10 m	340 600 310	340 600 410	340 620 310	340 601 310	340 601 410	340 621 310	340 611 410	
				15 m	340 600 315	340 600 415	340 620 315	340 601 315	340 601 415	340 621 315	340 611 415	
				20 m	340 600 320	340 600 420	340 620 320	340 601 320	340 601 420	340 621 320	340 611 420	
1SN	10	210 bar	150 °C	10 m	350 600 310	350 600 410	350 620 310	350 601 310	350 601 410	350 621 310		
				15 m	350 600 315	350 600 415	350 620 315	350 601 315	350 601 415	350 621 315		
				20 m	350 600 320	350 600 420	350 620 320	350 601 320	350 601 420	350 621 320		

Hoses with double wire braid and *smooth* cover

TYP	DN	P	℃	↔	R+M Nr.	R+M Nr.	R+M Nr.	R+M Nr.	R+M Nr.	R+M Nr.	R+M Nr.	R+M Nr.
2SN	8	400 bar	150 °C	10 m	345 600 310	345 600 410	345 620 310	345 601 310	345 601 410	345 621 310	345 611 410	
				15 m	345 600 315	345 600 415	345 620 315	345 601 315	345 601 415	345 621 315	345 611 415	
				20 m	345 600 320	345 600 420	345 620 320	345 601 320	345 601 420	345 621 320	345 611 420	
2SN	10	400 bar	150 °C	10 m	355 600 310	355 600 410	355 620 310	355 601 310	355 601 410	355 621 310		
				15 m	355 600 315	355 600 415	355 620 315	355 601 315	355 601 415	355 621 315		
				20 m	355 600 320	355 600 420	355 620 320	355 601 320	355 601 420	355 621 320		

With effect from today - high pressure hoses with smooth cover in our range!

We are talking about an excellent high pressure hose with a very smooth surface having all positive features with the Flexy high pressure hose in common. The high pressure hose with smooth cover is characterized by the following features:

» a high grade of bending property by flexible structure and design

» is easily cleaned due to the smooth cover

» is easily pulled around any corner, does not get stuck!

» a low abrasion due to reduced friction

» particularly designed for the use on hose reels

The very clean, stain- and ozone-resistant, smooth surface can be easily cleaned and is branded with a durable printing which is vulcanized into the hose. By means of using a special rubber compound the hose`s flexibility was considerably improved.



High pressure hoses with *wrapped* cover

	QSC : plug swivel *			Quick screw coupling : male thread			QSC : female thread	
	M22 : ⌀ 10 (15.5)	M22 : ⌀ 10 (15.5)	M22 : ⌀ 10 (18.0)	M22 : M22	M22 : 3/8"	M21 : M27	M22 : 1/4"	M22 : 3/8"
								

Hoses with single wire braid and *wrapped* cover

TYP	DN	P	℃	↔	R+M Nr.	R+M Nr.	R+M Nr.	R+M Nr.	R+M Nr.	R+M Nr.	R+M Nr.	R+M Nr.
1SN	6	250 bar	150 °C	10 m		330 110 310	330 128 310	330 104 310	330 103 310		330 112 310	330 113 310
				15 m		330 110 315	330 128 315	330 104 315	330 103 315		330 112 315	330 113 315
				20 m		330 110 320	330 128 320	330 104 320	330 103 320		330 112 320	330 113 320
1SN	8	210 bar	150 °C	10 m	340 110 410			340 104 310	340 103 310	340 194 310	340 112 310	340 113 310
				15 m	340 110 415			340 104 315	340 103 315	340 194 315	340 112 315	340 113 315
				20 m	340 110 420			340 104 320	340 103 320	340 194 320	340 112 320	340 113 320
1SN	8	315 bar	150 °C	10 m	343 110 410			343 104 310	343 103 310		343 112 310	343 113 310
				15 m	343 110 415			343 104 315	343 103 315		343 112 315	343 113 315
				20 m	343 110 420			343 104 320	343 103 320		343 112 320	343 113 320
1SN	10	210 bar	150 °C	10 m				350 104 310	350 103 310			350 113 310
				15 m				350 104 315	350 103 315			350 113 315
				20 m				350 104 320	350 103 320			350 113 320

Hoses with double wire braid and *wrapped* cover

TYP	DN	P	℃	↔	R+M Nr.	R+M Nr.	R+M Nr.	R+M Nr.	R+M Nr.	R+M Nr.	R+M Nr.	R+M Nr.
2SC	6	400 bar	150 °C	10 m		335 110 310	335 128 310	335 104 310	335 103 310		335 112 310	335 113 310
				15 m		335 110 315	335 128 315	335 104 315	335 103 315		335 112 315	335 113 315
				20 m		335 110 320	335 128 320	335 104 320	335 103 320		335 112 320	335 113 320
2SC	8	400 bar	150 °C	10 m	345 110 410			345 104 310	345 103 310		345 112 310	345 113 310
				15 m	345 110 415			345 104 315	345 103 315		345 112 315	345 113 315
				20 m	345 110 420			345 104 320	345 103 320		345 112 320	345 113 320
2SC	10	400 bar	150 °C	10 m				355 104 310	355 103 310			355 113 310
				15 m				355 104 315	355 103 315			355 113 315
				20 m				355 104 320	355 103 320			355 113 320

Hoses with single wire braid and *wrapped* thick cover

TYP	DN	P	℃	↔	R+M Nr.	R+M Nr.	R+M Nr.	R+M Nr.	R+M Nr.	R+M Nr.	R+M Nr.	R+M Nr.
1ST	8	210 bar	150 °C	10 m	340 210 410			340 204 310	340 203 310		340 212 310	340 213 310
				15 m	340 210 415			340 204 315	340 203 315		340 212 315	340 213 315
				20 m	340 210 420			340 204 320	340 203 320		340 212 320	340 213 320
1ST	10	210 bar	150 °C	10 m				350 204 310	350 203 310			350 213 310
				15 m				350 204 315	350 203 315			350 213 315
				20 m				350 204 320	350 203 320			350 213 320

* not to be used for patented Kärcher guns.

All fittings are made out of zinc-plated steel. The hoses are also available with stainless steel fittings.
Please be so kind as to state the following on your order: R+M Nr. plus number:
7 = plug and crimp stainless steel **8** = plug stainless steel **9** = plug, crimp and connection stainless steel

Our hose assemblies are durably marked on the crimp in accordance with EN 853 / EN 856 / EN 855.

Symbols ⌀ diameter DN nominal diameter P pressure ℃ temperature ↔ length TYP type

High pressure hoses with *smooth* cover

	QSC : plug swivel *			Quick screw coupling : male thread			QSC : female thread	
	M22 : ⌀ 10 (15.5)	M22 : ⌀ 10 (15.5)	M22 : ⌀ 10 (18.0)	M22 : M22	M22 : 3/8"	M21 : M27	M22 : 1/4"	M22 : 3/8"
								

Hoses with single wire braid and *smooth* cover

TYP	DN	P	℃	↔	R+M Nr.	R+M Nr.	R+M Nr.	R+M Nr.	R+M Nr.	R+M Nr.	R+M Nr.	R+M Nr.
Flexy	6	300 bar	100 °C	10 m		390 010 210	390 028 210	390 004 210	390 003 210		390 012 210	390 013 210
				15 m		390 010 215	390 028 215	390 004 215	390 003 215		390 012 215	390 013 215
				20 m		390 010 220	390 028 220	390 004 220	390 003 220		390 012 220	390 013 220

Hoses with single wire braid and *smooth* cover

TYP	DN	P	℃	↔	R+M Nr.	R+M Nr.	R+M Nr.	R+M Nr.	R+M Nr.	R+M Nr.	R+M Nr.	R+M Nr.
1SN	8	250 bar	150 °C	10 m	340 610 410			340 604 310	340 603 310	340 694 310	340 612 310	340 613 310
				15 m	340 610 415			340 604 315	340 603 315	340 694 315	340 612 315	340 613 315
				20 m	340 610 420			340 604 320	340 603 320	340 694 320	340 612 320	340 613 320
1SN	10	210 bar	150 °C	10 m				350 604 310	350 603 310	350 694 310		350 613 310
				15 m				350 604 315	350 603 315	350 694 315		350 613 315
				20 m				350 604 320	350 603 320	350 694 320		350 613 320

Hoses with double wire braid and *smooth* cover

TYP	DN	P	℃	↔	R+M Nr.	R+M Nr.	R+M Nr.	R+M Nr.	R+M Nr.	R+M Nr.	R+M Nr.	R+M Nr.
2SN	8	400 bar	150 °C	10 m	345 610 410			345 604 310	345 603 310		345 612 310	345 613 310
				15 m	345 610 415			345 604 315	345 603 315		345 612 315	345 613 315
				20 m	345 610 420			345 604 320	345 603 320		345 612 320	345 613 320
2SN	10	400 bar	150 °C	10 m				355 604 310	355 603 310			355 613 310
				15 m				355 604 315	355 603 315			355 613 315
				20 m				355 604 320	355 603 320			355 613 320

Plastic hoses with single fabric braid

TYP	DN	P	℃	↔	R+M Nr.	R+M Nr.	R+M Nr.	R+M Nr.	R+M Nr.	R+M Nr.	R+M Nr.	R+M Nr.
Polya	6	160 bar	60 °C	8 m		460 010 208	460 028 208	460 004 208	460 003 208		460 012 208	460 013 208
				10 m		460 010 210	460 028 210	460 004 210	460 003 210		460 012 210	460 013 210
				15 m		460 010 215	460 028 215	460 004 215	460 003 215		460 012 215	460 013 215

High pressure hoses with *smooth* cover - 500 bar

	QSC : QSC		QSC : M thread		M thread : M thread	
	M22 : M22 stainless steel		M22 : 1/8" stainless steel	M22 : 1/4" stainless steel	1/4" : 1/4" stainless steel	
						

Hoses with double wire braid and *smooth* cover

TYP	DN	P	℃	↔	R+M Nr.	R+M Nr.	R+M Nr.	R+M Nr.	R+M Nr.	R+M Nr.
Flexy	6	500 bar	150 °C	10 m	338 000 310 9		424 300 010 9	424 301 010 9	424 344 010 9	
				15 m	338 000 315 9		424 300 015 9	424 301 015 9	424 344 015 9	
				20 m	338 000 320 9		424 300 020 9	424 301 020 9	424 344 020 9	

* not to be used for patented Kärcher guns.

High pressure hoses with *wrapped* cover

Female thread (DKOL)			Female thread (DKR)			Male thread (AGR)		
M16 : M16	M18 : M18	M22 : M22	1/4" : 1/4"	3/8" : 3/8"	1/2" : 1/2"	1/4" : 1/4"	3/8" : 3/8"	1/2" : 1/2"
10L : 10L	12L : 12L	15L : 15L						



Hoses with single wire braid and *wrapped* cover

TYP	DN	P	℃	↔	R+M Nr.	R+M Nr.	R+M Nr.	R+M Nr.	R+M Nr.	R+M Nr.	R+M Nr.	R+M Nr.	R+M Nr.
1SN	6	250 bar	150 °C	10 m	330 174 310	330 176 310		330 152 310	330 154 310		330 142 310	330 144 310	
				15 m	330 174 315	330 176 315		330 152 315	330 154 315		330 142 315	330 144 315	
				20 m	330 174 320	330 176 320		330 152 320	330 154 320		330 142 320	330 144 320	
1SN	8	210 bar	150 °C	10 m	340 174 310	340 176 310		340 152 310	340 154 310		340 142 310	340 144 310	
				15 m	340 174 315	340 176 315		340 152 315	340 154 315		340 142 315	340 144 315	
				20 m	340 174 320	340 176 320		340 152 320	340 154 320		340 142 320	340 144 320	
1SN	8	315 bar	150 °C	10 m	343 174 310	343 176 310		343 152 310	343 154 310		343 142 310	343 144 310	
				15 m	343 174 315	343 176 315		343 152 315	343 154 315		343 142 315	343 144 315	
				20 m	343 174 320	343 176 320		343 152 320	343 154 320		343 142 320	343 144 320	
1SN	10	210 bar	150 °C	10 m		350 176 310			350 154 310	350 156 310	350 142 310	350 144 310	350 146 310
				15 m		350 176 315			350 154 315	350 156 315	350 142 315	350 144 315	350 146 315
				20 m		350 176 320			350 154 320	350 156 320	350 142 320	350 144 320	350 146 320
1SN	12	180 bar	150 °C	10 m			360 100 310			360 156 310			360 146 310
				15 m			360 100 315			360 156 315			360 146 315
				20 m			360 100 320			360 156 320			360 146 320

Hoses with double wire braid and *wrapped* cover

TYP	DN	P	℃	↔	R+M Nr.	R+M Nr.	R+M Nr.	R+M Nr.	R+M Nr.	R+M Nr.	R+M Nr.	R+M Nr.	R+M Nr.
2SC	6	400 bar	150 °C	10 m	335 174 310	335 176 310		335 152 310	335 154 310		335 142 310	335 144 310	
				15 m	335 174 315	335 176 315		335 152 315	335 154 315		335 142 315	335 144 315	
				20 m	335 174 320	335 176 320		335 152 320	335 154 320		335 142 320	335 144 320	
2SC	8	400 bar	150 °C	10 m	345 174 310	345 176 310		345 152 310	345 154 310		345 142 310	345 144 310	
				15 m	345 174 315	345 176 315		345 152 315	345 154 315		345 142 315	345 144 315	
				20 m	345 174 320	345 176 320		345 152 320	345 154 320		345 142 320	345 144 320	
2SC	10	400 bar	150 °C	10 m		355 176 310			355 154 310	355 156 310	355 142 310	355 144 310	355 146 310
				15 m		355 176 315			355 154 315	355 156 315	355 142 315	355 144 315	355 146 315
				20 m		355 176 320			355 154 320	355 156 320	355 142 320	355 144 320	355 146 320
2SC	12	300 bar	150 °C	10 m						365 156 310			365 146 310
				15 m						365 156 315			365 146 315
				20 m						365 156 320			365 146 320

Hoses with single wire braid and *wrapped* thick cover

TYP	DN	P	℃	↔	R+M Nr.	R+M Nr.	R+M Nr.	R+M Nr.	R+M Nr.	R+M Nr.	R+M Nr.	R+M Nr.	R+M Nr.
1ST	8	210 bar	150 °C	10 m	340 274 310	340 276 310		340 252 310	340 254 310		340 242 310	340 244 310	
				15 m	340 274 315	340 276 315		340 252 315	340 254 315		340 242 315	340 244 315	
				20 m	340 274 320	340 276 320		340 252 320	340 254 320		340 242 320	340 244 320	
1ST	10	210 bar	150 °C	10 m		350 276 310			350 254 310	350 256 310	350 242 310	350 244 310	
				15 m		350 276 315			350 254 315	350 256 315	350 242 315	350 244 315	
				20 m		350 276 320			350 254 320	350 256 320	350 242 320	350 244 320	

Our hose assemblies are durably marked on the crimp in accordance with EN 853 / EN 856 / EN 855.

Symbols DN nominal diameter P pressure ℃ temperature ↔ length TYP type

High pressure hoses with *smooth* cover

	Female thread (DKOL)			Female thread (DKR)			Male thread (AGR)		
	M16 : M16	M18 : M18	M22 : M22	1/4" : 1/4"	3/8" : 3/8"	1/2" : 1/2"	1/4" : 1/4"	3/8" : 3/8"	1/2" : 1/2"
	10L : 10L	12L : 12L	15L : 15L						
									

Hoses with single wire braid and *smooth* cover

TYP	DN	P	℃	↔	R+M Nr.	R+M Nr.	R+M Nr.	R+M Nr.	R+M Nr.	R+M Nr.	R+M Nr.	R+M Nr.	R+M Nr.
Flexy	6	300 bar	100 °C	10 m	390 074 210	390 076 210		390 052 210	390 054 210		390 042 210	390 044 210	
				15 m	390 074 215	390 076 215		390 052 215	390 054 215		390 042 215	390 044 215	
				20 m	390 074 220	390 076 220		390 052 220	390 054 220		390 042 220	390 044 220	

Hoses with single wire braid and *smooth* cover

TYP	DN	P	℃	↔	R+M Nr.	R+M Nr.	R+M Nr.	R+M Nr.	R+M Nr.	R+M Nr.	R+M Nr.	R+M Nr.	R+M Nr.
1SN	8	250 bar	150 °C	10 m	340 674 310	340 676 310		340 652 310	340 654 310		340 642 310	340 644 310	
				15 m	340 674 315	340 676 315		340 652 315	340 654 315		340 642 315	340 644 315	
				20 m	340 674 320	340 676 320		340 652 320	340 654 320		340 642 320	340 644 320	
1SN	10	210 bar	150 °C	10 m		350 676 310	350 668 310		350 654 310	350 656 310	350 642 310	350 644 310	350 646 310
				15 m		350 676 315	350 668 315		350 654 315	350 656 315	350 642 315	350 644 315	350 646 315
				20 m		350 676 320	350 668 320		350 654 320	350 656 320	350 642 320	350 644 320	350 646 320

Hoses with double wire braid and *smooth* cover

TYP	DN	P	℃	↔	R+M Nr.	R+M Nr.	R+M Nr.	R+M Nr.	R+M Nr.	R+M Nr.	R+M Nr.	R+M Nr.	R+M Nr.
2SN	8	400 bar	150 °C	10 m	345 674 310	345 676 310		345 652 310	345 654 310		345 642 310	345 644 310	
				15 m	345 674 315	345 676 315		345 652 315	345 654 315		345 642 315	345 644 315	
				20 m	345 674 320	345 676 320		345 652 320	345 654 320		345 642 320	345 644 320	
2SN	10	400 bar	150 °C	10 m		355 676 310	355 668 310		355 654 310	355 656 310	355 642 310	355 644 310	355 646 310
				15 m		355 676 315	355 668 315		355 654 315	355 656 315	355 642 315	355 644 315	355 646 315
				20 m		355 676 320	355 668 320		355 654 320	355 656 320	355 642 320	355 644 320	355 646 320

All fittings are made out of zinc-plated steel. The hoses are also available with stainless steel fittings.
Please be so kind as to state the following on your order: R+M Nr. plus number:
7 = plug and crimp stainless steel **8** = plug stainless steel **9** = plug, crimp and connection stainless steel

High pressure hoses with *smooth* cover

	Quick screw couplings : quick screw couplings	QSC : plug swivel	QSC : plug
	M22 : M22	M22 : M22 swivel	M22 : ⌀ 11 swivel	M22 : ⌀ 10 (15.5)
				

Hoses with single wire braid and *smooth* cover

TYP	DN	P	℃	↔	R+M Nr.	R+M Nr.	R+M Nr.	R+M Nr.
Flexy	6	300 bar	100 °C	10 m	390 000 321 0	390 001 121 0	390 011 321 0	390 010 321 0
				15 m	390 000 321 5	390 001 121 5	390 011 321 5	390 010 321 5
				20 m	390 000 322 0	390 001 122 0	390 011 322 0	390 010 322 0
1SN	8	250 bar	150 °C	10 m	340 600 321 0	340 601 121 0	340 611 321 0	340 610 321 0
				15 m	340 600 321 5	340 601 121 5	340 611 321 5	340 610 321 5
				20 m	340 600 322 0	340 601 122 0	340 611 322 0	340 610 322 0
1SN	8	315 bar	150 °C	10 m	343 600 321 0	343 601 121 0	343 611 321 0	343 610 321 0
				15 m	343 600 321 5	343 601 121 5	343 611 321 5	343 610 321 5
				20 m	343 600 322 0	343 601 122 0	343 611 322 0	343 610 322 0
1SN	10	210 bar	150 °C	10 m	350 600 321 0	350 601 121 0		
				15 m	350 600 321 5	350 601 121 5		
				20 m	350 600 322 0	350 601 122 0		

Hoses with double wire braid and *smooth* cover

TYP	DN	P	℃	↔	R+M Nr.	R+M Nr.	R+M Nr.	R+M Nr.
2SN	8	400 bar	150 °C	10 m	345 600 321 0	345 601 121 0	345 611 321 0	
				15 m	345 600 321 5	345 601 121 5	345 611 321 5	
				20 m	345 600 322 0	345 601 122 0	345 611 322 0	
2SN	10	400 bar	150 °C	10 m	355 600 321 0			
				15 m	355 600 321 5			
				20 m	355 600 322 0			

High pressure hoses with *wrapped* cover

	plug : plug			
	ST-247 : ⌀ 11 swivel	ST-247 : ST-247		
		stainless steel		
				

Hoses with double wire braid and *wrapped* cover

TYP	DN	P	℃	↔	R+M Nr.	R+M Nr.	R+M Nr.	R+M Nr.
2SC	8	400 bar	150 °C	10 m	345 115 551 0	345 114 851 0	347 114 851 0	346 114 851 0
				15 m	345 115 551 5	345 114 851 5	347 114 851 5	346 114 851 5
				20 m	345 115 552 0	345 114 852 0	347 114 852 0	346 114 852 0

Our hose assemblies are durably marked on the crimp in accordance with EN 853 / EN 856 / EN 855.

Symbols ⌀ diameter DN nominal diameter P pressure ℃ temperature ↔ length TYP type

High pressure hoses with *wrapped* cover and *smooth* cover

Quick screw couplings		Plug & crimp st. steel		QSC : QSC swivel		QSC : plug swivel *	
M22 : M22	M21 : M21	M22 : M22	M21 : M21	M22 : M22 swivel	M21 : M21 swivel	M22 : ⌀ 10	M22 : ⌀ 11 swivel



Hoses with single wire braid and *wrapped* cover

TYP	DN	P	℃	↔	R+M Nr.	R+M Nr.	R+M Nr.	R+M Nr.	R+M Nr.	R+M Nr.	R+M Nr.	R+M Nr.
1SN	6	250 bar	150 °C	10 m	331 100 610	331 120 610	331 100 610 7	331 120 610 7	331 101 610	331 121 610	331 110 610	331 111 610
				15 m	331 100 615	331 120 615	331 100 615 7	331 120 615 7	331 101 615	331 121 615	331 110 615	331 111 615
				20 m	331 100 620	331 120 620	331 100 620 7	331 120 620 7	331 101 620	331 121 620	331 110 620	331 111 620
1SN	8	210 bar	150 °C	10 m	341 100 610	341 120 610	341 100 610 7	341 120 610 7	341 101 610	341 121 610	341 110 610	341 111 610
				15 m	341 100 615	341 120 615	341 100 615 7	341 120 615 7	341 101 615	341 121 615	341 110 615	341 111 615
				20 m	341 100 620	341 120 620	341 100 620 7	341 120 620 7	341 101 620	341 121 620	341 110 620	341 111 620
1SN	10	210 bar	150 °C	10 m	351 100 610	351 120 610	351 100 610 7	351 120 610 7	351 101 610	351 121 610		
				15 m	351 100 615	351 120 615	351 100 615 7	351 120 615 7	351 101 615	351 121 615		
				20 m	351 100 620	351 120 620	351 100 620 7	351 120 620 7	351 101 620	351 121 620		

Hoses with single wire braid and *wrapped* thick cover

TYP	DN	P	℃	↔	R+M Nr.	R+M Nr.	R+M Nr.	R+M Nr.	R+M Nr.	R+M Nr.	R+M Nr.	R+M Nr.
1ST	8	210 bar	150 °C	10 m	341 200 610	341 220 610	341 200 610 7	341 220 610 7	341 201 610	341 221 610	341 210 610	341 211 610
				15 m	341 200 615	341 220 615	341 200 615 7	341 220 615 7	341 201 615	341 221 615	341 210 615	341 211 615
				20 m	341 200 620	341 220 620	341 200 620 7	341 220 620 7	341 201 620	341 221 620	341 210 620	341 211 620
1ST	10	210 bar	150 °C	10 m	351 200 610	351 220 610	351 200 610 7	351 220 610 7	351 201 610	351 221 610		
				15 m	351 200 615	351 220 615	351 200 615 7	351 220 615 7	351 201 615	351 221 615		
				20 m	351 200 620	351 220 620	351 200 620 7	351 220 620 7	351 201 620	351 221 620		

Hoses with double wire braid and *wrapped* cover

TYP	DN	P	℃	↔	R+M Nr.	R+M Nr.	R+M Nr.	R+M Nr.	R+M Nr.	R+M Nr.	R+M Nr.	R+M Nr.
2SC	8	400 bar	150 °C	10 m	346 100 610	346 120 610	346 100 610 7	346 120 610 7	346 101 610	346 121 610	346 110 610	346 111 610
				15 m	346 100 615	346 120 615	346 100 615 7	346 120 615 7	346 101 615	346 121 615	346 110 615	346 111 615
				20 m	346 100 620	346 120 620	346 100 620 7	346 120 620 7	346 101 620	346 121 620	346 110 620	346 111 620
2SC	10	400 bar	150 °C	10 m	356 100 610	356 120 610	356 100 610 7	356 120 610 7	356 101 610	356 121 610		
				15 m	356 100 615	356 120 615	356 100 615 7	356 120 615 7	356 101 615	356 121 615		
				20 m	356 100 620	356 120 620	356 100 620 7	356 120 620 7	356 101 620	356 121 620		

Hoses with single wire braid and *smooth* cover

TYP	DN	P	℃	↔	R+M Nr.	R+M Nr.	R+M Nr.	R+M Nr.	R+M Nr.	R+M Nr.	R+M Nr.	R+M Nr.
1SN	10	210 bar	150 °C	10 m	351 600 610	351 620 610	351 600 610 7	351 620 610 7	351 601 610	351 621 610		
				15 m	351 600 615	351 620 615	351 600 615 7	351 620 615 7	351 601 615	351 621 615		
				20 m	351 600 620	351 620 620	351 600 620 7	351 620 620 7	351 601 620	351 621 620		

Hoses with double wire braid and *smooth* cover

TYP	DN	P	℃	↔	R+M Nr.	R+M Nr.	R+M Nr.	R+M Nr.	R+M Nr.	R+M Nr.	R+M Nr.	R+M Nr.
2SN	8	400 bar	150 °C	10 m	346 600 610	346 620 610	346 600 610 7	346 620 610 7	346 601 610	346 621 610	346 610 610	346 611 610
				15 m	346 600 615	346 620 615	346 600 615 7	346 620 615 7	346 601 615	346 621 615	346 610 615	346 611 615
				20 m	346 600 620	346 620 620	346 600 620 7	346 620 620 7	346 601 620	346 621 620	346 610 620	346 611 620
2SN	10	400 bar	150 °C	10 m	356 600 610	356 620 610	356 600 610 7	356 620 610 7	356 601 610	356 621 610		
				15 m	356 600 615	356 620 615	356 600 615 7	356 620 615 7	356 601 615	356 621 615		
				20 m	356 600 620	356 620 620	356 600 620 7	356 620 620 7	356 601 620	356 621 620		

* not to be used for patented Kärcher guns.

All fittings are made out of zinc-plated steel. The hoses are also available with stainless steel fittings.
Please be so kind as to state the following on your order: R+M Nr. plus number:
7 = plug and crimp stainless steel **8** = plug stainless steel **9** = plug, crimp and connection stainless steel

High pressure hoses with *wrapped* cover



Hoses with single wire braid and *wrapped* cover

TYP	DN	P	℃	↔	Female thread (DKOL) M16 : M16 10L : 10L	Female thread (DKOL) M18 : M18 12L : 12L	Female thread (DKOL) M22 : M22 15L : 15L	Female thread (DKR) 3/8" : 3/8"	Female thread (DKR) 1/2" : 1/2"	Female thread (DKR) 3/4" : 3/4"	Male thread (AGR) 3/8" : 3/8"	Male thread (AGR) 1/2" : 1/2"
1SN	6	250 bar	150 °C	10 m	331 174 610	331 176 610			331 156 610		331 144 610	
				15 m	331 174 615	331 176 615		331 154 615	331 156 615		331 144 615	
				20 m	331 174 620	331 176 620		331 154 620	331 156 620		331 144 620	
1SN	8	210 bar	150 °C	10 m	341 174 610	341 176 610		341 154 610			341 144 610	
				15 m	341 174 615	341 176 615		341 154 615			341 144 615	
				20 m	341 174 620	341 176 620		341 154 620			341 144 620	
1SN	10	210 bar	150 °C	10 m		351 176 610		351 154 610	351 156 610		351 144 610	351 146 610
				15 m		351 176 615		351 154 615	351 156 615		351 144 615	351 146 615
				20 m		351 176 620		351 154 620	351 156 620		351 144 620	351 146 620
1SN	12	180 bar	150 °C	10 m			361 100 610		361 156 610			361 146 610
				15 m			361 100 615		361 156 615			361 146 615
				20 m			361 100 620		361 156 620			361 146 620
1SN	16	130 bar	150 °C	20 m						371 158 020		
				25 m						371 158 025		
				30 m						371 158 030		

Hoses with single wire braid and *wrapped* thick cover

TYP	DN	P	℃	↔	Female thread (DKOL) M16 : M16 10L : 10L	Female thread (DKOL) M18 : M18 12L : 12L	Female thread (DKOL) M22 : M22 15L : 15L	Female thread (DKR) 3/8" : 3/8"	Female thread (DKR) 1/2" : 1/2"	Female thread (DKR) 3/4" : 3/4"	Male thread (AGR) 3/8" : 3/8"	Male thread (AGR) 1/2" : 1/2"
1ST	8	210 bar	150 °C	10 m	341 274 610	341 276 610		341 254 610			341 244 610	
				15 m	341 274 615	341 276 615		341 254 615			341 244 615	
				20 m	341 274 620	341 276 620		341 254 620			341 244 620	
1ST	10	210 bar	150 °C	10 m		351 276 610		351 254 610	351 256 610		351 244 610	351 246 610
				15 m		351 276 615		351 254 615	351 256 615		351 244 615	351 246 615
				20 m		351 276 620		351 254 620	351 256 620		351 244 620	351 246 620
1ST	12	180 bar	150 °C	10 m			361 200 610		361 256 610			361 246 610
				15 m			361 200 615		361 256 615			361 246 615
				20 m			361 200 620		361 256 620			361 246 620

Hoses with double wire braid and *wrapped* cover.

TYP	DN	P	℃	↔	Female thread (DKOL) M16 : M16 10L : 10L	Female thread (DKOL) M18 : M18 12L : 12L	Female thread (DKOL) M22 : M22 15L : 15L	Female thread (DKR) 3/8" : 3/8"	Female thread (DKR) 1/2" : 1/2"	Female thread (DKR) 3/4" : 3/4"	Male thread (AGR) 3/8" : 3/8"	Male thread (AGR) 1/2" : 1/2"
2SC	8	400 bar	150 °C	10 m	346 174 610	346 176 610		346 154 610			346 144 610	
				15 m	346 174 615	346 176 615		346 154 615			346 144 615	
				20 m	346 174 620	346 176 620		346 154 620			346 144 620	
2SC	10	400 bar	150 °C	10 m		356 176 610		356 154 610	356 156 610		356 144 610	356 146 610
				15 m		356 176 615		356 154 615	356 156 615		356 144 615	356 146 615
				20 m		356 176 620		356 154 620	356 156 620		356 144 620	356 146 620
2SC	12	300 bar	150 °C	10 m			366 100 610		366 156 610			366 146 610
				15 m			366 100 615		366 156 615			366 146 615
				20 m			366 100 620		366 156 620			366 146 620

All fittings are made out of zinc-plated steel. The hoses are also available with stainless steel fittings.
Please be so kind as to state the following on your order: R+M Nr. plus number:
7 = plug and crimp stainless steel **8** = plug stainless steel **9** = plug, crimp and connection stainless steel

Symbols ⌀ diameter DN nominal diameter P pressure ℃ temperature ↔ length TYP type

High pressure hoses with *smooth* cover

Female thread (DKOL)			Female thread (DKR)			Male thread (AGR)	
M16 : M16	M18 : M18	M22 : M22	3/8" : 3/8"	1/2" : 1/2"		3/8" : 3/8"	1/2" : 1/2"
10L : 10L	12L : 12L	15L : 15L					



Hoses with single wire braid and *smooth* cover

TYP	DN	P	℃	↔	R+M Nr.	R+M Nr.	R+M Nr.	R+M Nr.	R+M Nr.	R+M Nr.	R+M Nr.	R+M Nr.
1SN	10	210 bar	150 °C	10 m		351 676 610		351 654 610				351 646 610
				15 m		351 676 615		351 654 615				351 646 615
				20 m		351 676 620		351 654 620				351 646 620
1SN	12	180 bar	150 °C	10 m			361 668 610		361 656 610			361 646 610
				15 m			361 668 615		361 656 615			361 646 615
				20 m			361 668 620		361 656 620			361 646 620

Hoses with double wire braid and *smooth* cover

TYP	DN	P	℃	↔	R+M Nr.	R+M Nr.	R+M Nr.	R+M Nr.	R+M Nr.	R+M Nr.	R+M Nr.	R+M Nr.
2SN	8	400 bar	150 °C	10 m	346 674 610	346 676 610		346 654 610			346 644 610	
				15 m	346 674 615	346 676 615		346 654 615			346 644 615	
				20 m	346 674 620	346 676 620		346 654 620			346 644 620	
2SN	10	400 bar	150 °C	10 m		356 676 610		356 654 610	356 656 610		356 644 610	356 646 610
				15 m		356 676 615		356 654 615	356 656 615		356 644 615	356 646 615
				20 m		356 676 620		356 654 620	356 656 620		356 644 620	356 646 620

High pressure hoses with *smooth* cover

Quick screw couplings : quick screw couplings				QSC : plug swivel	
M22 : M22		M22 : M22 swivel		M22 : ⌀ 11 swivel	
	Plug & crimp stainless steel		Plug & crimp stainless steel		Plug & crimp stainless steel

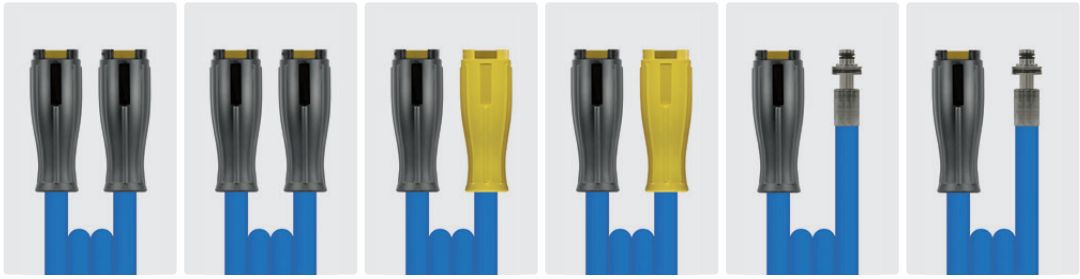

Hoses with single wire braid and *smooth* cover

TYP	DN	P	℃	↔	R+M Nr.	R+M Nr.	R+M Nr.	R+M Nr.	R+M Nr.	R+M Nr.
1SN	10	210 bar	150 °C	10 m	351 600 321 0	351 600 321 07	351 601 121 0	351 601 121 07		
				15 m	351 600 321 5	351 600 321 57	351 601 121 5	351 601 121 57		
				20 m	351 600 322 0	351 600 322 07	351 601 122 0	351 601 122 07		

Hoses with double wire braid and *smooth* cover

TYP	DN	P	℃	↔	R+M Nr.	R+M Nr.	R+M Nr.	R+M Nr.	R+M Nr.	R+M Nr.
2SN	8	400 bar	150 °C	10 m	346 600 321 0	346 600 321 07	346 601 121 0	346 601 121 07	346 611 321 0	346 611 321 07
				15 m	346 600 321 5	**346 600 321 57**	346 601 121 5	346 601 121 57	346 611 321 5	346 611 321 57
				20 m	346 600 322 0	346 600 322 07	346 601 122 0	346 601 122 07	346 611 322 0	346 611 322 07
2SN	10	400 bar	150 °C	10 m	356 600 321 0	**356 600 321 07**				
				15 m	356 600 321 5	356 600 321 57				
				20 m	356 600 322 0	**356 600 322 07**				

Our hose assemblies are durably marked on the crimp in accordance with EN 853 / EN 856 / EN 855.

High pressure hoses with *wrapped* cover

QSC : QSC		Plug & crimp st. steel		QSC : QSC swivel		QSC : plug swivel*	
M22 : M22	M21 : M21	M22 : M22	M21 : M21	M22 : M22 swivel	M21 : M21 swivel	M22 : ⌀ 10	M22 : ⌀ 11 swivel
							

Hoses with single wire braid and *wrapped* cover

TYP	DN	P	℃	↔	R+M Nr.	R+M Nr.	R+M Nr.	R+M Nr.	R+M Nr.	R+M Nr.	R+M Nr.	R+M Nr.
1SN	6	250 bar	150 °C	10 m	332 100 510	332 120 510	332 100 510 7	332 120 510 7	332 101 510	332 121 510	332 110 510	332 111 510
				15 m	332 100 515	332 120 515	332 100 515 7	332 120 515 7	332 101 515	332 121 515	332 110 515	332 111 515
				20 m	332 100 520	332 120 520	332 100 520 7	332 120 520 7	332 101 520	332 121 520	332 110 520	332 111 520
1SN	8	210 bar	150 °C	10 m	342 100 510	342 120 510	342 100 510 7	342 120 510 7	342 101 510	342 121 510	342 110 510	342 111 510
				15 m	342 100 515	342 120 515	342 100 515 7	342 120 515 7	342 101 515	342 121 515	342 110 515	342 111 515
				20 m	342 100 520	342 120 520	342 100 520 7	342 120 520 7	342 101 520	342 121 520	342 110 520	342 111 520
1SN	10	210 bar	150 °C	10 m	352 100 510	352 120 510	352 100 510 7	352 120 510 7	352 101 510	352 121 510		
				15 m	352 100 515	352 120 515	352 100 515 7	352 120 515 7	352 101 515	352 121 515		
				20 m	352 100 520	352 120 520	352 100 520 7	352 120 520 7	352 101 520	352 121 520		

Hoses with double wire braid and *wrapped* cover

TYP	DN	P	℃	↔	R+M Nr.	R+M Nr.	R+M Nr.	R+M Nr.	R+M Nr.	R+M Nr.	R+M Nr.	R+M Nr.
2SC	8	400 bar	150 °C	10 m	347 100 510	347 120 510	347 100 510 7	347 120 510 7	347 101 510	347 121 510	347 110 510	347 111 510
				15 m	347 100 515	347 120 515	347 100 515 7	347 120 515 7	347 101 515	347 121 515	347 110 515	347 111 515
				20 m	347 100 520	347 120 520	347 100 520 7	347 120 520 7	347 101 520	347 121 520	347 110 520	347 111 520
2SC	10	400 bar	150 °C	10 m	357 100 510	357 120 510	357 100 510 7	357 120 510 7	357 101 510	357 121 510		
				15 m	357 100 515	357 120 515	357 100 515 7	357 120 515 7	357 101 515	357 121 515		
				20 m	357 100 520	357 120 520	357 100 520 7	357 120 520 7	357 101 520	357 121 520		

High pressure hoses with *smooth* cover

QSC : QSC		Plug & crimp st. steel		QSC : QSC swivel		QSC : plug swivel*	
M22 : M22	M21 : M21	M22 : M22	M21 : M21	M22 : M22 swivel	M21 : M21 swivel	M22 : ⌀ 10	M22 : ⌀ 11 swivel
							

Hoses with double wire braid and smooth cover

TYP	DN	P	℃	↔	R+M Nr.	R+M Nr.	R+M Nr.	R+M Nr.	R+M Nr.	R+M Nr.	R+M Nr.	R+M Nr.
2SN	8	400 bar	150 °C	10 m	347 600 510	347 620 510	347 600 510 7	347 620 510 7	347 601 510	347 621 510	347 610 510	347 611 510
				15 m	347 600 515	347 620 515	347 600 515 7	347 620 515 7	347 601 515	347 621 515	347 610 515	347 611 515
				20 m	347 600 520	347 620 520	347 600 520 7	347 620 520 7	347 601 520	347 621 520	347 610 520	347 611 520
2SN	10	400 bar	150 °C	10 m	357 600 510	357 620 510	357 600 510 7	357 620 510 7	357 601 510	357 621 510		
				15 m	357 600 515	357 620 515	357 600 515 7	357 620 515 7	357 601 515	357 621 515		
				20 m	357 600 520	357 620 520	357 600 520 7	357 620 520 7	357 601 520	357 621 520		

* not to be used for patented Kärcher guns.

Symbols ⌀ diameter DN nominal diameter P pressure ℃ temperature ↔ length TYP type

High pressure hoses with *wrapped* cover

	Female thread (DKOL)		Female thread (DKR)		Male thread (AGR)			
	M16 : M16	M18 : M18	3/8" : 3/8"	1/2" : 1/2"	3/8" : 3/8"	1/2" : 1/2"		
	10L : 10L	12L: 12L						
								

Hoses with single wire braid and *wrapped* cover

TYP	DN	P	℃	↔	R+M Nr.	R+M Nr.	R+M Nr.	R+M Nr.	R+M Nr.	R+M Nr.	R+M Nr.	R+M Nr.
1SN	6	250 bar	150 °C	10 m	332 174 510	332 176 510	332 154 510		332 144 510			
				15 m	332 174 515	332 176 515	332 154 515		332 144 515			
				20 m	332 174 520	332 176 520	332 154 520		332 144 520			
1SN	8	210 bar	150 °C	10 m	342 174 510	342 176 510	342 154 510		342 144 510			
				15 m	342 174 515	342 176 515	342 154 515		342 144 515			
				20 m	342 174 520	342 176 520	342 154 520		342 144 520			
1SN	10	210 bar	150 °C	10 m		352 176 510	352 154 510	352 156 510	352 144 510	352 146 510		
				15 m		352 176 515	352 154 515	352 156 515	352 144 515	352 146 515		
				20 m		352 176 520	352 154 520	352 156 520	352 144 520	352 146 520		

Hoses with double wire braid and *wrapped* cover

TYP	DN	P	℃	↔	R+M Nr.	R+M Nr.	R+M Nr.	R+M Nr.	R+M Nr.	R+M Nr.	R+M Nr.	R+M Nr.
2SC	8	400 bar	150 °C	10 m	347 174 510	347 176 510	347 154 510		347 144 510			
				15 m	347 174 515	347 176 515	347 154 515		347 144 515			
				20 m	347 174 520	347 176 520	347 154 520		347 144 520			
2SC	10	400 bar	150 °C	10 m		357 176 510	357 154 510	357 156 510	357 144 510	357 146 510		
				15 m		357 176 515	357 154 515	357 156 515	357 144 515	357 146 515		
				20 m		357 176 520	357 154 520	357 156 520	357 144 520	357 146 520		

High pressure hoses with *smooth* cover

	Female thread (DKOL)		Female thread (DKR)		Male thread (AGR)			
	M16 : M16	M18 : M18	3/8" : 3/8"	1/2" : 1/2"	3/8" : 3/8"	1/2" : 1/2"		
	10L : 10L	12L: 12L						
								

Hoses with double wire braid and smooth cover

TYP	DN	P	℃	↔	R+M Nr.	R+M Nr.	R+M Nr.	R+M Nr.	R+M Nr.	R+M Nr.	R+M Nr.	R+M Nr.
2SN	8	400 bar	150 °C	10 m	347 674 510	347 676 510	347 654 510		347 644 510			
				15 m	347 674 515	347 676 515	347 654 515		347 644 515			
				20 m	347 674 520	347 676 520	347 654 520		347 644 520			
2SN	10	400 bar	150 °C	10 m		357 676 510	357 654 510	357 656 510	357 644 510	357 646 510		
				15 m		357 676 515	357 654 515	357 656 515	357 644 515	357 646 515		
				20 m		357 676 520	357 654 520	357 656 520	357 644 520	357 646 520		

Our hose assemblies are durably marked on the crimp in accordance with EN 853 / EN 856 / EN 855.

All fittings are made out of zinc-plated steel. The hoses are also available with stainless steel fittings.
Please be so kind as to state the following on your order: R+M Nr. plus number:
7 = plug and crimp stainless steel **8** = plug stainless steel **9** = plug, crimp and connection stainless steel

High pressure hoses with *smooth* cover

					Quick screw couplings : quick screw couplings				QSC : plug swivel	
					M22 : M22		M22 : M22 swivel		M22 : ⌀ 11 swivel	
						Plug & crimp stainless steel		Plug & crimp stainless steel		Plug & crimp stainless steel
										
Hoses with double wire braid and *smooth* cover										
TYP	DN	P	℃	↔	R+M Nr.	R+M Nr.	R+M Nr.	R+M Nr.	R+M Nr.	R+M Nr.
2SN	8	400 bar	150 °C	10 m	347 600 321 0	347 600 321 07	347 601 121 0	347 601 121 07	347 611 321 0	347 611 321 07
				15 m	347 600 321 5	347 600 321 57	347 601 121 5	347 601 121 57	347 611 321 5	347 611 321 57
				20 m	347 600 322 0	347 600 322 07	347 601 122 0	347 601 122 07	347 611 322 0	347 611 322 07
2SN	10	400 bar	150 °C	10 m	357 600 321 0	357 600 321 07				
				15 m	357 600 321 5	357 600 321 57				
				20 m	357 600 322 0	357 600 322 07				

Our hose assemblies are durably marked on the crimp in accordance with EN 853 / EN 856 / EN 855.

All fittings are made out of zinc-plated steel. The hoses are also available with stainless steel fittings.
Please be so kind as to state the following on your order: R+M Nr. plus number:
7 = plug and crimp stainless steel **8** = plug stainless steel **9** = plug, crimp and connection stainless steel

Hobby high pressure hoses

Quick screw coupling : male thread / plug | **f thread** | **m thread**

1/2" : ⌀ 8	M22 : ⌀ 10 (18.0)	M22 : ⌀ 10 (15.5)	M22 : M22	M22 : ⌀ 8.8	⌀ 8.8 : ⌀ 8.8	1/4" : 1/4"	1/4" : 1/4"
							

Hoses with single wire braid and *smooth* cover

TYP	DN	P	℃	↔	R+M Nr.	R+M Nr.	R+M Nr.	R+M Nr.	R+M Nr.	R+M Nr.	R+M Nr.	R+M Nr.
Flexy	6	300 bar	100 °C	8 m	390 033 208	390 028 208		390 000 208	390 010 520 8	390 010 420 8	390 052 208	390 042 210
				9 m		390 028 209	390 010 209		390 010 520 9	390 010 420 9		
				10 m	390 033 210	390 028 210	390 010 210	390 000 210	390 010 521 0	390 010 421 0	390 052 210	
				15 m	390 033 215	390 028 215	390 010 215	390 000 215	390 010 521 5	390 010 421 5	390 052 215	390 042 215
				20 m	390 033 220	390 028 220	390 010 220	390 000 220	390 010 522 0	390 010 422 0	390 052 220	390 042 220

Plastic hoses with single fabric braid

TYP	DN	P	℃	↔	R+M Nr.	R+M Nr.	R+M Nr.	R+M Nr.	R+M Nr.	R+M Nr.	R+M Nr.	R+M Nr.
Polya	6	160 bar	60 °C	8 m	460 033 208	460 028 208	460 010 208	460 000 208	460 010 520 8	460 010 420 8	460 052 208	460 042 208
				9 m		460 028 209	460 010 209		460 010 520 9	460 010 420 9		
				10 m	460 033 210	460 028 210	460 010 210	460 000 210	460 010 521 0	460 010 421 0	460 052 210	460 042 210
				15 m	460 033 215	460 028 215	460 010 215	460 000 215	460 010 521 5	460 010 421 5	460 052 215	460 042 215
				20 m				460 000 220	460 010 522 0	460 010 422 0		

Symbols ⌀ diameter DN nominal diameter P pressure ℃ temperature ↔ length TYP type

High pressure hoses for hose reels



Hoses with single wire braid and *smooth* cover

TYP	DN	P	℃	↔	⌀ 11 : ⌀ 11 swivel swivel	⌀ 14 : ⌀ 8	⌀ 13,9 : 3/8"		⌀ 13,9 : ⌀ 8		M22 : M22 Brass	
					R+M Nr.	R+M Nr.	R+M Nr.	R+M Nr.	R+M Nr.	R+M Nr.	R+M Nr.	R+M Nr.
Flexy	6	300 bar	100 °C	10 m		390 035 210				390 010 281 0		
				15 m	390 036 815	390 035 215		390 010 081 5		390 010 281 5		

Hoses with single wire braid and wrapped cover

TYP	DN	P	℃	↔	R+M Nr.	R+M Nr.	R+M Nr.	R+M Nr.	R+M Nr.	R+M Nr.	R+M Nr.	R+M Nr.
1SN	6	250 bar	150 °C	10 m	330 136 810				330 110 281 0			
				15 m	330 136 815		330 110 081 5		330 110 281 5			
1SN	8	210 bar	150 °C	20 m							340 100 820 1	
				30 m							340 100 830 1	

Hoses with double wire braid and *wrapped* cover

TYP	DN	P	℃	↔	R+M Nr.	R+M Nr.	R+M Nr.	R+M Nr.	R+M Nr.	R+M Nr.	R+M Nr.	R+M Nr.
2SC	6	400 bar	150 °C	10 m	335 136 810							
				15 m	335 136 815							
				20 m	335 136 820							
2SC	8	400 bar	150 °C	10 m	345 136 810							
				15 m	345 136 815							
				20 m	345 136 820						345 100 820 1	346 100 820 1
				30 m							345 100 830 1	
				40 m							345 100 840 1	

Symbols ⌀ diameter DN nominal diameter P pressure ℃ temperature ↔ length TYP type

High pressure hoses for hose reels



Hoses with single wire braid and wrapped cover

TYP	DN	P	℃	↔	R+M Nr.	R+M Nr.	R+M Nr.	R+M Nr.	R+M Nr.	R+M Nr.
1SN	6	250 bar	150 °C	15 m	330 113 381 5			330 107 815		
1SN	8	210 bar	150 °C	15 m	340 113 381 5					
1SN	8	250 bar	150 °C	15 m		340 601 815 1				
				20 m	R+M Nr.	340 601 820 1				

Hose with single wire braid and *smooth* cover

TYP	DN	P	℃	↔	R+M Nr.	R+M Nr.	R+M Nr.	R+M Nr.	R+M Nr.	R+M Nr.
flexy	6	300 bar	100 °C	10 m			390 007 810			
				15 m	390 013 381		390 007 815			

Hoses with double wire braid and *smooth* cover

TYP	DN	P	℃	↔	R+M Nr.	R+M Nr.	R+M Nr.	R+M Nr.	R+M Nr.	R+M Nr.
2SN	8	400 bar	150 °C	15 m		345 601 815 1			345 616 815	
				20 m		345 601 820 1			345 616 820	
				30 m					345 616 830	

Hoses with double wire braid and *wrapped* cover

TYP	DN	P	℃	↔	R+M Nr.	R+M Nr.	R+M Nr.	R+M Nr.	R+M Nr.	R+M Nr.
2SC	10	400 bar	150 °C	20 m						355 115 332 0

Our hose assemblies are durably marked on the crimp in accordance with EN 853 / EN 856 / EN 855.

All fittings are made out of zinc-plated steel. The hoses are also available with stainless steel fittings.
Please be so kind as to state the following on your order: R+M Nr. plus number:
7 = plug and crimp stainless steel **8** = plug stainless steel **9** = plug, crimp and connection stainless steel

CARWASH COMFORT - the new hose wonder in self-service washing bays







- High standard of easy and comfortable use in combination with spraying equipment, e.g. brush lance
- Light weight, 92 g/m at DN 6. More than half in weight in comparison to an usual self-service hose
- Chemically resistant, smooth interior made out of PES
- Transparent surface made out of a thermoplastic elastomer, depending on colour: CCBL, CCRT, CCGR, CCGE, CCGN
- Oil-, UV-, ozone-resistant and weatherproof
- Flexible in case of low temperatures: -40 °C – +60 °C, -40 °F – +140 °F
- High-tensile polyester reinforcing, working pressure of up to 200 bar with a fourfold guarantee that the hose does not burst
- Outer diameter 12 mm at DN 6
- Burst pressure > 800 bar

1/4" : 1/4"



Female thread (DKR)

R+M Nr.	↔
461 052 603 5	3.5 m
461 052 603 7	3.7 m
461 052 604	4.0 m
461 052 604 2	4.2 m
461 052 604 5	4.5 m
461 052 604 7	4.7 m
461 052 605	5.0 m
461 052 605 5	5.5 m
461 052 606	6.0 m



Female thread (DKR)

R+M Nr.	↔
462 052 303 5	3.5 m
462 052 303 7	3.7 m
462 052 304	4.0 m
462 052 304 2	4.2 m
462 052 304 5	4.5 m
462 052 304 7	4.7 m
462 052 305	5.0 m
462 052 305 5	5.5 m
462 052 306	6.0 m

3/8" : 3/8"



Female thread (DKR)

R+M Nr.	↔
461 054 603 5	3.5 m
461 054 603 7	3.7 m
461 054 604	4.0 m
461 054 604 2	4.2 m
461 054 604 5	4.5 m
461 054 604 7	4.7 m
461 054 605	5.0 m
461 054 605 5	5.5 m
461 054 606	6.0 m



Female thread (DKR)

R+M Nr.	↔
462 054 303 5	3.5 m
462 054 303 7	3.7 m
462 054 304	4.0 m
462 054 304 2	4.2 m
462 054 304 5	4.5 m
462 054 304 7	4.7 m
462 054 305	5.0 m
462 054 305 5	5.5 m
462 054 306	6.0 m

M14 : M14



Female thread (DKOL)

R+M Nr.	↔
461 072 603 5	3.5 m
461 072 603 7	3.7 m
461 072 604	4.0 m
461 072 604 2	4.2 m
461 072 604 5	4.5 m
461 072 604 7	4.7 m
461 072 605	5.0 m
461 072 605 5	5.5 m
461 072 606	6.0 m



Female thread (DKOL)

R+M Nr.	↔
462 072 303 5	3.5 m
462 072 303 7	3.7 m
462 072 304	4.0 m
462 072 304 2	4.2 m
462 072 304 5	4.5 m
462 072 304 7	4.7 m
462 072 305	5.0 m
462 072 305 5	5.5 m
462 072 306	6.0 m

M18 : M18



Female thread (DKOL)

R+M Nr.	↔
461 076 603 5	3.5 m
461 076 603 7	3.7 m
461 076 604	4.0 m
461 076 604 2	4.2 m
461 076 604 5	4.5 m
461 076 604 7	4.7 m
461 076 605	5.0 m
461 076 605 5	5.5 m
461 076 606	6.0 m



Female thread (DKOL)

R+M Nr.	↔
462 076 303 5	3.5 m
462 076 303 7	3.7 m
462 076 304	4.0 m
462 076 304 2	4.2 m
462 076 304 5	4.5 m
462 076 304 7	4.7 m
462 076 305	5.0 m
462 076 305 5	5.5 m
462 076 306	6.0 m

3/8" : 3/8"



Male thread (AGR)

R+M Nr.	↔
461 044 603 5	3.5 m
461 044 603 7	3.7 m
461 044 604	4.0 m
461 044 604 2	4.2 m
461 044 604 5	4.5 m
461 044 604 7	4.7 m
461 044 605	5.0 m
461 044 605 5	5.5 m
461 044 606	6.0 m



Male thread (AGR)

R+M Nr.	↔
462 044 303 5	3.5 m
462 044 303 7	3.7 m
462 044 304	4.0 m
462 044 304 2	4.2 m
462 044 304 5	4.5 m
462 044 304 7	4.7 m
462 044 305	5.0 m
462 044 305 5	5.5 m
462 044 306	6.0 m

Our hose assemblies are durably marked on the crimp in accordance with EN 853 / EN 856 / EN 855.

CARWASH COMFORT - the new hose wonder in self-service washing bays

1/4" : 1/4"



Female thread (DKR)

R+M Nr.	↔
463 052 703 5	3.5 m
463 052 703 7	3.7 m
463 052 704	4.0 m
463 052 704 2	4.2 m
463 052 704 5	4.5 m
463 052 704 7	4.7 m
463 052 705	5.0 m
463 052 705 5	5.5 m
463 052 706	6.0 m



Female thread (DKR)

R+M Nr.	↔
464 052 303 5	3.5 m
464 052 303 7	3.7 m
464 052 304	4.0 m
464 052 304 2	4.2 m
464 052 304 5	4.5 m
464 052 304 7	4.7 m
464 052 305	5.0 m
464 052 305 5	5.5 m
464 052 306	6.0 m



Female thread (DKR)

R+M Nr.	↔
465 052 303 5	3.5 m
465 052 303 7	3.7 m
465 052 304	4.0 m
465 052 304 2	4.2 m
465 052 304 5	4.5 m
465 052 304 7	4.7 m
465 052 305	5.0 m
465 052 305 5	5.5 m
465 052 306	6.0 m

3/8" : 3/8"



Female thread (DKR)

R+M Nr.	↔
463 054 703 5	3.5 m
463 054 703 7	3.7 m
463 054 704	4.0 m
463 054 704 2	4.2 m
463 054 704 5	4.5 m
463 054 704 7	4.7 m
463 054 705	5.0 m
463 054 705 5	5.5 m
463 054 706	6.0 m



Female thread (DKR)

R+M Nr.	↔
464 054 303 5	3.5 m
464 054 303 7	3.7 m
464 054 304	4.0 m
464 054 304 2	4.2 m
464 054 304 5	4.5 m
464 054 304 7	4.7 m
464 054 305	5.0 m
464 054 305 5	5.5 m
464 054 306	6.0 m



Female thread (DKR)

R+M Nr.	↔
465 054 303 5	3.5 m
465 054 303 7	3.7 m
465 054 304	4.0 m
465 054 304 2	4.2 m
465 054 304 5	4.5 m
465 054 304 7	4.7 m
465 054 305	5.0 m
465 054 305 5	5.5 m
465 054 306	6.0 m

M14 : M14



Female thread (DKOL)

R+M Nr.	↔
463 072 703 5	3.5 m
463 072 703 7	3.7 m
463 072 704	4.0 m
463 072 704 2	4.2 m
463 072 704 5	4.5 m
463 072 704 7	4.7 m
463 072 705	5.0 m
463 072 705 5	5.5 m
463 072 706	6.0 m



Female thread (DKOL)

R+M Nr.	↔
464 072 303 5	3.5 m
464 072 303 7	3.7 m
464 072 304	4.0 m
464 072 304 2	4.2 m
464 072 304 5	4.5 m
464 072 304 7	4.7 m
464 072 305	5.0 m
464 072 305 5	5.5 m
464 072 306	6.0 m



Female thread (DKOL)

R+M Nr.	↔
465 072 303 5	3.5 m
465 072 303 7	3.7 m
465 072 304	4.0 m
465 072 304 2	4.2 m
465 072 304 5	4.5 m
465 072 304 7	4.7 m
465 072 305	5.0 m
465 072 305 5	5.5 m
465 072 306	6.0 m

M18 : M18



Female thread (DKOL)

R+M Nr.	↔
463 076 703 5	3.5 m
463 076 703 7	3.7 m
463 076 704	4.0 m
463 076 704 2	4.2 m
463 076 704 5	4.5 m
463 076 704 7	4.7 m
463 076 705	5.0 m
463 076 705 5	5.5 m
463 076 706	6.0 m



Female thread (DKOL)

R+M Nr.	↔
464 076 303 5	3.5 m
464 076 303 7	3.7 m
464 076 304	4.0 m
464 076 304 2	4.2 m
464 076 304 5	4.5 m
464 076 304 7	4.7 m
464 076 305	5.0 m
464 076 305 5	5.5 m
464 076 306	6.0 m



Female thread (DKOL)

R+M Nr.	↔
465 076 303 5	3.5 m
465 076 303 7	3.7 m
465 076 304	4.0 m
465 076 304 2	4.2 m
465 076 304 5	4.5 m
465 076 304 7	4.7 m
465 076 305	5.0 m
465 076 305 5	5.5 m
465 076 306	6.0 m

3/8" : 3/8"



Male thread (AGR)

R+M Nr.	↔
463 044 703 5	3.5 m
463 044 703 7	3.7 m
463 044 704	4.0 m
463 044 704 2	4.2 m
463 044 704 5	4.5 m
463 044 704 7	4.7 m
463 044 705	5.0 m
463 044 705 5	5.5 m
463 044 706	6.0 m



Male thread (AGR)

R+M Nr.	↔
464 044 303 5	3.5 m
464 044 303 7	3.7 m
464 044 304	4.0 m
464 044 304 2	4.2 m
464 044 304 5	4.5 m
464 044 304 7	4.7 m
464 044 305	5.0 m
464 044 305 5	5.5 m
464 044 306	6.0 m



Male thread (AGR)

R+M Nr.	↔
465 044 303 5	3.5 m
465 044 303 7	3.7 m
465 044 304	4.0 m
465 044 304 2	4.2 m
465 044 304 5	4.5 m
465 044 304 7	4.7 m
465 044 305	5.0 m
465 044 305 5	5.5 m
465 044 306	6.0 m

Symbols ↔ length

CARWASH COMFORT - you are invited to experience our blue hose wonder in DN 8!

High-tensile polyester reinforcing, working pressure of up to 200 bar. DN 8. -40 °C – +60 °C, -40 °F – +140 °F

1/4" : 1/4"	3/8" : 3/8"	M14 : M14	M18 : M18	3/8" : 3/8"
				
Female thread (DKR)	Female thread (DKR)	Female thread (DKOL)	Female thread (DKOL)	Male thread (AGR)
471 052 603 5 3.5 m	471 054 603 5 3.5 m	471 072 603 5 3.5 m	471 076 603 5 3.5 m	471 044 603 5 3.5 m
471 052 603 7 3.7 m	471 054 603 7 3.7 m	471 072 603 7 3.7 m	471 076 603 7 3.7 m	471 044 603 7 3.7 m
471 052 604 4.0 m	471 054 604 4.0 m	471 072 604 4.0 m	471 076 604 4.0 m	471 044 604 4.0 m
471 052 604 2 4.2 m	471 054 604 2 4.2 m	471 072 604 2 4.2 m	471 076 604 2 4.2 m	471 044 604 2 4.2 m
471 052 604 5 4.5 m	471 054 604 5 4.5 m	471 072 604 5 4.5 m	471 076 604 5 4.5 m	471 044 604 5 4.5 m
471 052 604 7 4.7 m	471 054 604 7 4.7 m	471 072 604 7 4.7 m	471 076 604 7 4.7 m	471 044 604 7 4.7 m
471 052 605 5.0 m	471 054 605 5.0 m	471 072 605 5.0 m	471 076 605 5.0 m	471 044 605 5.0 m
471 052 605 5 5.5 m	471 054 605 5 5.5 m	471 072 605 5 5.5 m	471 076 605 5 5.5 m	471 044 605 5 5.5 m
471 052 606 6.0 m	471 054 606 6.0 m	471 072 606 6.0 m	471 076 606 6.0 m	471 044 606 6.0 m
				
Female thread (DKR)	Female thread (DKR)	Female thread (DKOL)	Female thread (DKOL)	Male thread (AGR)
471 405 230 35 3.5 m	471 405 430 35 3.5 m	471 407 230 35 3.5 m	471 407 630 35 3.5 m	471 404 430 35 3.5 m
471 405 230 37 3.7 m	471 405 430 37 3.7 m	471 407 230 37 3.7 m	471 407 630 37 3.7 m	471 404 430 37 3.7 m
471 405 230 4 4.0 m	471 405 430 4 4.0 m	471 407 230 4 4.0 m	471 407 630 4 4.0 m	471 404 430 4 4.0 m
471 405 230 42 4.2 m	471 405 430 42 4.2 m	471 407 230 42 4.2 m	471 407 630 42 4.2 m	471 404 430 42 4.2 m
471 405 230 45 4.5 m	471 405 430 45 4.5 m	471 407 230 45 4.5 m	471 407 630 45 4.5 m	471 404 430 45 4.5 m
471 405 230 47 4.7 m	471 405 430 47 4.7 m	471 407 230 47 4.7 m	471 407 630 47 4.7 m	471 404 430 47 4.7 m
471 405 230 5 5.0 m	471 405 430 5 5.0 m	471 407 230 5 5.0 m	471 407 630 5 5.0 m	471 404 430 5 5.0 m
471 405 230 55 5.5 m	471 405 430 55 5.5 m	471 407 230 55 5.5 m	471 407 630 55 5.5 m	471 404 430 55 5.5 m
471 405 230 6 6.0 m	471 405 430 6 6.0 m	471 407 230 6 6.0 m	471 407 630 6 6.0 m	471 404 430 6 6.0 m
				
Female thread (DKR)	Female thread (DKR)	Female thread (DKOL)	Female thread (DKOL)	Male thread (AGR)
471 205 230 35 3.5 m	471 205 430 35 3.5 m	471 207 230 35 3.5 m	471 207 630 35 3.5 m	471 204 430 35 3.5 m
471 205 230 37 3.7 m	471 205 430 37 3.7 m	471 207 230 37 3.7 m	471 207 630 37 3.7 m	471 204 430 37 3.7 m
471 205 230 4 4.0 m	471 205 430 4 4.0 m	471 207 230 4 4.0 m	471 207 630 4 4.0 m	471 204 430 4 4.0 m
471 205 230 42 4.2 m	471 205 430 42 4.2 m	471 207 230 42 4.2 m	471 207 630 42 4.2 m	471 204 430 42 4.2 m
471 205 230 45 4.5 m	471 205 430 45 4.5 m	471 207 230 45 4.5 m	471 207 630 45 4.5 m	471 204 430 45 4.5 m
471 205 230 47 4.7 m	471 205 430 47 4.7 m	471 207 230 47 4.7 m	471 207 630 47 4.7 m	471 204 430 47 4.7 m
471 205 230 5 5.0 m	471 205 430 5 5.0 m	471 207 230 5 5.0 m	471 207 630 5 5.0 m	471 204 430 5 5.0 m
471 205 230 55 5.5 m	471 205 430 55 5.5 m	471 207 230 55 5.5 m	471 207 630 55 5.5 m	471 204 430 55 5.5 m
471 205 230 6 6.0 m	471 205 430 6 6.0 m	471 207 230 6 6.0 m	471 207 630 6 6.0 m	471 204 430 6 6.0 m

High pressure hoses for self-service washing bays

Hoses with single wire braid and wrapped cover. 1SN. Nominal diameter 6. Max. 210 bar /150 °C

1/4" : 1/4"



Female thread (DKR)

R+M Nr.	↔
331 152 803 5	3.5 m
331 152 804 2	4.2 m
331 152 805	5.0 m

3/8" : 3/8"



Female thread (DKR)

R+M Nr.	↔
331 154 803 5	3.5 m
331 154 804 2	4.2 m
331 154 805	5.0 m

1/4" : 1/4"



Female thread (DKR)

R+M Nr.	↔
331 152 603 5	3.5 m
331 152 604	4.0 m
331 152 604 2	4.2 m
331 152 605 5	5.5 m

M14 : M14



Female thread (DKOL) VA

R+M Nr.	↔
331 172 803 59	3.5 m
331 172 804 29	4.2 m
331 172 804 79	4.7 m

M14 : M14



Female thread (DKOL)

R+M Nr.	↔
331 172 803 5	3.5 m
331 172 804	4.0 m
331 172 805	5.0 m

M22 : 10 ⌀ swivel



QSC - swivel disc plug

R+M Nr.	↔
330 117 303 5	3.5 m
330 117 304	4.0 m
330 117 304 2	4.2 m
330 117 310	10.0 m



QSC - swivel disc plug

R+M Nr.	↔
331 117 303 5	3.5 m
331 117 304	4.0 m
331 117 304 2	4.2 m
331 117 305	5.0 m
331 117 310	10.0 m

Further high pressure hoses suitable for self-service washing bays are available on request.

Symbols ↔ length

PUReClean365+® - food hose

PUReClean365+® - Food hose according to (EG) 1935/2004, (EU) 10/2011 and (EG) 2023/2006. Designed for industrial foam applications

- » Field of application: foam hose and pre-spraying hose in the food industry. Suitable for contact with liquid food products
- » Suitable for water and water mixes of usual cleaning detergents
- » PVC hose with three layers and a smooth surface
- » Increased 1-layer rot-proof textile mesh.
- » **About 20 % lighter and more flexible than comparable hose types**



PUReClean365+® 40

Female thread DKR 1/2"

-20 °C - +70 °C. Fittings stainless steel



R+M Nr.	↔
476 056 602 59	2.5 m
476 056 610 9	10.0 m
476 056 615 9	15.0 m
476 056 620 9	20.0 m
476 056 625 9	25.0 m
476 056 630 9	30.0 m
476 056 635 9	35.0 m
476 056 640 9	40.0 m

Male thread (AGR) 1/2"



R+M Nr.	↔
476 046 602 59	2.5 m
476 046 610 9	10.0 m
476 046 615 9	15.0 m
476 046 620 9	20.0 m
476 046 625 9	25.0 m
476 046 630 9	30.0 m
476 046 635 9	35.0 m
476 046 640 9	40.0 m

PUReClean365+® 40 per metre

R+M Nr.	DN	↔		P 20 °C	P 70 °C	BP 20 °C	
303 660 40	12	10 - 100 m	4.5	100 bar	45 bar	≥ 250 bar	0.25 kg

PUReClean365+® 100

Female thread DKR 1/2"

-20 °C - +100 °C. Fittings stainless steel



R+M Nr.	↔
477 056 602 59	2.5 m
477 056 610 9	10.0 m
477 056 615 9	15.0 m
477 056 620 9	20.0 m
477 056 625 9	25.0 m
477 056 630 9	30.0 m
477 056 635 9	35.0 m
477 056 640 9	40.0 m

Male thread (AGR) 1/2"



R+M Nr.	↔
477 046 602 59	2.5 m
477 046 610 9	10.0 m
477 046 615 9	15.0 m
477 046 620 9	20.0 m
477 046 625 9	25.0 m
477 046 630 9	30.0 m
477 046 635 9	35.0 m
477 046 640 9	40.0 m

PUReClean365+® 100 per metre

R+M Nr.	DN	↔		P 20 °C	P 100 °C	BP 20 °C	
303 661 00	12	10 - 100 m	4.5	40 bar	18 bar	≥ 200 bar	0.25 kg

PUReClean365+® 40



R+M Nr.	↔
476 356 402 59	2.5 m
476 356 410 9	10.0 m
476 356 415 9	15.0 m
476 356 420 9	20.0 m
476 356 425 9	25.0 m
476 356 430 9	30.0 m
476 356 435 9	35.0 m
476 356 440 9	40.0 m



R+M Nr.	↔
476 346 402 59	2.5 m
476 346 410 9	10.0 m
476 346 415 9	15.0 m
476 346 420 9	20.0 m
476 346 425 9	25.0 m
476 346 430 9	30.0 m
476 346 435 9	35.0 m
476 346 440 9	40.0 m

PUReClean365+® 40 per metre

R+M Nr.	DN	↔		P 20 °C	P 70 °C	BP 20 °C	
303 660 41	12	10 - 100 m	4.5	100 bar	45 bar	≥ 250 bar	0.25 kg

Symbols ↔ length DN nominal diameter P pressure wall thickness BP burst pressure weight

PUReClean365+® - food hose

PUReClean365+® 40

Female thread DKR 1/2"

-20 °C - +70 °C. Fittings stainless steel



R+M Nr.	↔
476 456 202 59	2.5 m
476 456 210 9	10.0 m
476 456 215 9	15.0 m
476 456 220 9	20.0 m
476 456 225 9	25.0 m
476 456 230 9	30.0 m
476 456 235 9	35.0 m
476 456 240 9	40.0 m

Male thread (AGR) 1/2"



R+M Nr.	↔
476 446 202 59	2.5 m
476 446 210 9	10.0 m
476 446 215 9	15.0 m
476 446 220 9	20.0 m
476 446 225 9	25.0 m
476 446 230 9	30.0 m
476 446 235 9	35.0 m
476 446 240 9	40.0 m

Female thread DKR 1/2"

-20 °C - +70 °C. Fittings stainless steel



R+M Nr.	↔
476 256 702 59	2.5 m
476 256 710 9	10.0 m
476 256 715 9	15.0 m
476 256 720 9	20.0 m
476 256 725 9	25.0 m
476 256 730 9	30.0 m
476 256 735 9	35.0 m
476 256 740 9	40.0 m

Male thread (AGR) 1/2"



R+M Nr.	↔
476 246 702 59	2.5 m
476 246 710 9	10.0 m
476 246 715 9	15.0 m
476 246 720 9	20.0 m
476 246 725 9	25.0 m
476 246 730 9	30.0 m
476 246 735 9	35.0 m
476 246 740 9	40.0 m

PUReClean365+® 40 per metre

R+M Nr.	DN	↔		P 20 °C	P 70 °C	BP 20 °C	
303 660 42	12	10 - 100 m	4.5	100 bar	45 bar	≥ 250 bar	0.25 kg

PUReClean365+® 40 per metre

R+M Nr.	DN	↔		P 20 °C	P 70 °C	BP 20 °C	
303 660 43	12	10 - 100 m	4.5	100 bar	45 bar	≥ 250 bar	0.25 kg

Screw fittings for **PURe**Clean365+®



1/2" M with 60° cone. Stainless steel.
Max. 50 bar

R+M Nr.	DN
329 412 129	12



1/2" F with 60° cone. Stainless steel.
Max. 50 bar

R+M Nr.	DN
329 512 129	12



1/2" F. Stainless steel. Max. 50 bar. Flat sealing

R+M Nr.	DN
329 612 129	12

blufood® - food hose

blufood® - Food hose according to (EC)2002/72, (EU) 10/2011, (EG) 1935/2004 and (EG) 2023/2006. Designed for industrial foam applications
» Field of application: foam hose and pre-spraying hose in the food industry. Suitable for contact with liquid food products
» Suitable for water and water mixes of usual cleaning detergents
» PVC hose with five layers and a smooth surface
» Reinforcing by twofold textile meshwork
» -20 °C - +70 °C

Female thread DKR 1/2"



Fittings stainless steel

R+M Nr.	↔
475 056 602 59	2.5 m
475 056 610 9	10.0 m
475 056 615 9	15.0 m
475 056 620 9	20.0 m
475 056 625 9	25.0 m
475 056 630 9	30.0 m
475 056 635 9	35.0 m
475 056 640 9	40.0 m

Male thread (AGR) 1/2"



Fittings stainless steel

R+M Nr.	↔
475 046 602 59	2.5 m
475 046 610 9	10.0 m
475 046 615 9	15.0 m
475 046 620 9	20.0 m
475 046 625 9	25.0 m
475 046 630 9	30.0 m
475 046 635 9	35.0 m
475 046 640 9	40.0 m

ST-3100 Coupling : Plug



Coupling ST-3100 : plug ST-3100

R+M Nr.	↔
475 012 262 09	20 m
475 012 262 59	25 m
475 012 263 09	30 m

blufood® per metre

R+M Nr.	DN	↔		P 20 °C	P 70 °C	BP 20 °C	
303 70	12	10 -100 m	5	50 bar	30 bar	≥ 240 bar	0.32 kg
303 700 019	19	10 - 60 m	6	40 bar	15 bar	≥ 200 bar	0.61 kg

Made out of plastics intended to come into contact with foodstuffs according to Regulation (EC) No. 1935/2004.
Especially designed for applications in the food industry.

Screw fittings for blufood®



1/2" M with 60° cone. Stainless steel.
Max. 50 bar

R+M Nr.	DN
329 012 129	12



1/2" F with 60° cone. Stainless steel.
Max. 50 bar

R+M Nr.	DN
329 112 129	12



1/2" F. Stainless steel.
Max. 50 bar.
Flat sealing

R+M Nr.	DN
329 312 129	12

Fittings for blufood®



Detachable fitting.
3/4" F. Stainless steel.
Max. 15 bar

R+M Nr.	DN
574 734 009	19



Hose barb 3/4" M.
60° cone. Stainless steel.
Max. 15 bar

R+M Nr.	DN
711 341 909	19

Hose clamps

Heavy duty clamp

Heavy duty clamp completely stainless steel X5CrNi1810. According to DIN 1.4301/AISI 304







Clamp with hexagon bolt. W4. ↕ 20 mm

R+M Nr.	VPE	⌀
736 029 401	1	29 - 31 mm

R+M Nr.	VPE	⌀
736 032 401	1	32 - 35 mm

Symbols ↔ length DN nominal diameter P pressure wall thickness BP burst pressure weight ⌀ diameter VPE packing unit

Foodjet - food hose with textile meshwork

Foodjet - High pressure hose according to DIN EN 854. Particularly resistant to animal and poultry fats

» Field of application: cleaning hose designed for the poultry processing industry
» Suitable for: oil, water, water-in-oil emulsion and water mixes with up to 50 % detergent
» Surface synthetic rubber. Particularly abrasion-, oil-, ozone-resistant and weatherproof.
» Interior synthetic, oil-resistant rubber
» 1 tight textile meshwork
» **Max. 80 bar**. Burst pressure > 240 bar.
-40 °C - +150 °C

Female thread DKR | **Male thread (AGR)** | **Male thread (AGR) : DKR**

1/2" : 1/2"





Fittings stainless steel

R+M Nr.	↔
490 056 002 59	2.5 m
490 056 010 9	10.0 m
490 056 015 9	15.0 m
490 056 020 9	20.0 m
490 056 025 9	25.0 m
490 056 030 9	30.0 m
490 056 035 9	35.0 m
490 056 040 9	40.0 m

Fittings stainless steel

R+M Nr.	↔
490 046 002 59	2.5 m
490 046 010 9	10.0 m
490 046 015 9	15.0 m
490 046 020 9	20.0 m
490 046 025 9	25.0 m
490 046 030 9	30.0 m
490 046 035 9	35.0 m
490 046 040 9	40.0 m

Fittings stainless steel

R+M Nr.	↔
490 057 002 59	2.5 m
490 057 610 9	10.0 m
490 057 615 9	15.0 m
490 057 620 9	20.0 m
490 057 625 9	25.0 m
490 057 630 9	30.0 m
490 057 635 9	35.0 m
490 057 640 9	40.0 m

Foodjet per metre

DN 12

R+M Nr.	↔
303 60	10 - 95 m

Foodjet 1500 - food hose with textile meshwork

Foodjet 1500 - High pressure hose according to DIN EN 854. Particularly resistant to animal and poultry fats

» Field of application: cleaning hose designed for the poultry processing industry
» Suitable for: oil, water, water-in-oil emulsion and water mixes with up to 50 % detergent
» Surface synthetic rubber. Particularly abrasion-, oil-, ozone-resistant and weatherproof.
» Interior synthetic, oil-resistant rubber
» 1 tight textile meshwork
» **Max. 125 bar.** Burst pressure > 375 bar.
-40 °C - +150 °C

Female thread DKR | **Male thread (AGR)** | **Male thread (AGR) : DKR**

1/2" : 1/2"





Fittings stainless steel

R+M Nr.	↔
490 445 660 259	2.5 m
490 445 661 09	10.0 m
490 445 661 59	15.0 m
490 445 662 09	20.0 m
490 445 662 59	25.0 m
490 445 663 09	30.0 m
490 445 663 59	35.0 m
490 445 664 09	40.0 m

Fittings stainless steel

R+M Nr.	↔
490 444 660 259	2.5 m
490 444 661 09	10.0 m
490 444 661 59	15.0 m
490 444 662 09	20.0 m
490 444 662 59	25.0 m
490 444 663 09	30.0 m
490 444 663 59	35.0 m
490 444 664 09	40.0 m

Fittings stainless steel

R+M Nr.	↔
490 445 760 259	2.5 m
490 445 761 09	10.0 m
490 445 761 59	15.0 m
490 445 762 09	20.0 m
490 445 762 59	25.0 m
490 445 763 09	30.0 m
490 445 763 59	35.0 m
490 445 764 09	40.0 m

Fittings zinc-plated steel

R+M Nr.	↔
490 445 660 25	2.5 m
490 445 661 0	10.0 m
490 445 661 5	15.0 m
490 445 662 0	20.0 m
490 445 662 5	25.0 m
490 445 663 0	30.0 m
490 445 663 5	35.0 m
490 445 664 0	40.0 m

Fittings zinc-plated steel

R+M Nr.	↔
490 444 660 25	2.5 m
490 444 661 0	10.0 m
490 444 661 5	15.0 m
490 444 662 0	20.0 m
490 444 662 5	25.0 m
490 444 663 0	30.0 m
490 444 663 5	35.0 m
490 444 664 0	40.0 m

Fittings zinc-plated steel

R+M Nr.	↔
490 445 760 25	2.5 m
490 445 761 0	10.0 m
490 445 761 5	15.0 m
490 445 762 0	20.0 m
490 445 762 5	25.0 m
490 445 763 0	30.0 m
490 445 763 5	35.0 m
490 445 764 0	40.0 m

Foodjet 1500 per metre

DN 12

R+M Nr.	↔
303 601 500	70 - 100 m

Galvanator - food hose

Interior synthetic rubber. Resistant to usual detergents. Very temperature-resistant. Double zinc-plated steel wire braid. Surface special synthetic rubber. **Resistant to poultry fats.** Non Marking (soot free). Field of application: poultry farms, slaughterhouses, fishing, bakeries etc. Not suitable for swimming baths, standard and industrial cleaning applications.

The advantages of the zinc-plated steel braids become obvious when effecting a salt water test. The Galvanator has been soaked in a 5 % salt water solution at 45 °C for 48 hours.



Quick screw couplings			QSC: QSC	Female thread (DKR)		M (AGR)
M22 : M22			M22 : M22 swivel	1/2" : 1/2"		3/8" : 3/8"
						
Nipple & crimp VA	Stainless steel	Zinc-plated steel	Nipple & crimp VA	Stainless steel	Zinc-plated steel	Stainless steel

Hoses with double wire braid made out of zinc-plated steel and wrapped cover

TYP	DN	P	℃	↔	R+M Nr.	R+M Nr.	R+M Nr.	R+M Nr.	R+M Nr.	R+M Nr.	R+M Nr.
Galvanator	10	350 bar	121 °C	10 m	359 100 410 7	359 100 410 9	359 100 410	359 101 410 7	359 156 410 9	359 156 410	359 144 410 9
				15 m	359 100 415 7	359 100 415 9	359 100 415	359 101 415 7	359 156 415 9	359 156 415	359 144 415 9
				20 m	359 100 420 7	359 100 420 9	359 100 420	359 101 420 7	359 156 420 9	359 156 420	359 144 420 9
				25 m	359 100 425 7	359 100 425 9	359 100 425	359 101 425 7	359 156 425 9	359 156 425	359 144 425 9
				30 m	359 100 430 7	359 100 430 9	359 100 430	359 101 430 7	359 156 430 9	359 156 430	359 144 430 9
				35 m	359 100 435 7	359 100 435 9	359 100 435	359 101 435 7	359 156 435 9	359 156 435	359 144 435 9
				40 m	359 100 440 7	359 100 440 9	359 100 440	359 101 440 7	359 156 440 9	359 156 440	359 144 440 9

Food hoses

- Interior synthetic rubber. Very temperature-resistant. Resistant to usual detergents.
- Surface special synthetic rubber. Non marking (soot free). Resistant to animal fats.
- **Field of application:** slaughterhouses, fishing, bakeries etc. Not suitable for swimming baths, poultry fat, standard and industrial cleaning applications.

Quick screw couplings			
M22 : M22			M22 : M22 swivel
			
Nipple & crimp VA	Stainless steel	Zinc-pl. steel	Nipple & crimp VA

Hoses with double wire braid and wrapped cover

TYP	DN	P	℃	↔	R+M Nr.	R+M Nr.	R+M Nr.	R+M Nr.
2SC	8	400 bar	150 °C	10 m	349 100 410 7	349 100 410 9	349 100 410	349 101 121 07
				15 m	349 100 415 7	349 100 415 9	349 100 415	349 101 121 57
				20 m	349 100 420 7	349 100 420 9	349 100 420	349 101 122 07
2SC	10	400 bar	150 °C	10 m	381 100 410 7	381 100 410 9	381 100 410	
				15 m	381 100 415 7	381 100 415 9	381 100 415	
				20 m	381 100 420 7	381 100 420 9	381 100 420	

Other lengths or connections are available on request.

All fittings are made out of zinc-plated steel. The hoses are also available with stainless steel fittings.
Please be so kind as to state the following on your order: R+M Nr. plus number:
7 = plug and crimp stainless steel **8** = plug stainless steel **9** = plug, crimp and connection stainless steel

Symbols DN nominal diameter P pressure ℃ temperature ↔ length TYP type BP burst pressure VPE packing unit

High pressure hoses for special applications

Superball

» High pressure cleaning hose with double steel wire braids for hot water
» Equipped with assembled protection balls which simplify the hose`s application
» Lower friction, easy to pull the hose around any corner, does not get stuck, free water flow under the hose is guaranteed, a very clean and hygienic cleaning hose
» Increased durability due to lower abrasive wear. Ideal for cleaning swimming baths
» -40 °C - +150 °C

QSC : QSC	Male thread (AGR)
M22 : M22	3/8" : 3/8"







Hose assemblies

TYP	DN	P	BP	℃	↔	R+M Nr.	R+M Nr.
2SN	10	400 bar	>1,400 bar	150 °C	25 m	356 600 625 10	356 644 625 10



Superball-Sliding Balls

For high pressure cleaning hose outer- ∅ 19 mm. Set consisting of 1 sliding ball with 2 stainless steel screws.
Outer- ∅ 34 mm

R+M Nr.	Set-VPE	for Hose-- ↔
329 190 100	10	5 m
329 190 240	24	10 m
329 190 370	37	15 m
329 190 490	49	20 m
329 190 610	61	25 m

powershield365+®

» Ideal for cleaning applications on rough floors which need to be cleaned by very non-abrasive hoses.
» Compact hose with corrosion-protected steel wire.
» Interior and surface synthetic rubber.
» Very abrasion-resistant UHMPE-coating
» Particularly abrasion-, oil-, ozone-resistant and weatherproof.
» Considerably increased durability compared to usual high pressure hoses.
» MSHA-permission
» -40 °C - +100 °C

QSC: QSC	QSC: QSC Stainl. steel	Male thread (AGR)	Male thread Stainl. steel
M22 : M22		3/8" : 3/8"	1/2" : 1/2"



Hose assemblies

TYP	DN	P	BP	℃	↔	R+M Nr.	R+M Nr.	R+M Nr.	R+M Nr.
2SC	8	400 bar	>1,600 bar	100 °C	10 m	345 500 310	345 500 310 9	345 544 310	
					15 m	345 500 315	345 500 315 9	345 544 315	
					20 m	345 500 320	345 500 320 9	345 544 320	
					25 m	345 500 325	345 500 325 9	345 544 325	
					30 m	345 500 330	345 500 330 9	345 544 330	
					35 m	345 500 335	345 500 335 9	345 544 335	
2SC	10	375 bar	>1,500 bar	100 °C	10 m	355 500 310	355 500 310 9	355 544 310	
					15 m	355 500 315	355 500 315 9	355 544 315	
					20 m	355 500 320	355 500 320 9	355 544 320	
					25 m	355 500 325	355 500 325 9	355 544 325	
					30 m	355 500 330	355 500 330 9	355 544 330	
					35 m	355 500 335	355 500 335 9	355 544 335	
2SC	12	310 bar	>1,240 bar	100 °C	10 m	365 500 310			365 546 310 9
					15 m	365 500 315			365 546 315 9
					20 m	365 500 320			365 546 320 9
					25 m	365 500 325			365 546 325 9
					30 m	365 500 330			365 546 330 9
					35 m	365 500 335			365 546 335 9

High pressure hoses for special applications

easyfarm365+ high pressure hose for the agriculture





» Especially developed for the use in the agriculture
» For the professional cot and machine cleaning.
» Considerably longer working life in comparison to common high pressure hoses
» Ideal for the use on rough floors under hardest conditions
» Transparent surface made out of thermoplastic elastomer
» Oil-, UV-, ozone-resistant and weatherproof
» Brass-plated wire braid for high stability
» Excellent ease of use and high safety
» -40 °C - +120 °C. -40 °F - +250 °F





TYP	DN	P	℃	↔	Female thread (DKR) 3/8" : 3/8" R+M Nr.	Female thread (DKR) 1/2" : 1/2" R+M Nr.	Male thread (AGR) 3/8" : 3/8" R+M Nr.	Male thread (AGR) 1/2" : 1/2" R+M Nr.	Male thread (AGR) : Female thread (DKR) 3/8" : 3/8" R+M Nr.	Male thread (AGR) : Female thread (DKR) 1/2" : 1/2" R+M Nr.	QSC : QSC M22 : M22 R+M Nr.	QSC : plug swivel M22 : ⌀ 11 swivel R+M Nr.
easyfarm365+	8	250 bar	120 °C	10 m	348 201 543 10		348 201 443 10		348 201 558 10		348 201 003 10	348 201 113 10
				15 m	348 201 543 15		348 201 443 15		348 201 558 15		348 201 003 15	348 201 113 15
				20 m	348 201 543 20		348 201 443 20		348 201 558 20		348 201 003 20	348 201 113 20
				25 m	348 201 543 25		348 201 443 25		348 201 558 25		348 201 003 25	348 201 113 25
				30 m	348 201 543 30		348 201 443 30		348 201 558 30		348 201 003 30	348 201 113 30
				40 m	348 201 543 40		348 201 443 40		348 201 558 40		348 201 003 40	348 201 113 40
				50 m	348 201 543 50		348 201 443 50		348 201 558 50		348 201 003 50	348 201 113 50
easyfarm365+	10	275 bar	120 °C	10 m	354 201 543 10	354 201 563 10	354 201 443 10	354 201 463 10	354 201 558 10	354 201 578 10	354 201 003 10	354 201 113 10
				15 m	354 201 543 15	354 201 563 15	354 201 443 15	354 201 463 15	354 201 558 15	354 201 578 15	354 201 003 15	354 201 113 15
				20 m	354 201 543 20	354 201 563 20	354 201 443 20	354 201 463 20	354 201 558 20	354 201 578 20	354 201 003 20	354 201 113 20
				25 m	354 201 543 25	354 201 563 25	354 201 443 25	354 201 463 25	354 201 558 25	354 201 578 25	354 201 003 25	354 201 113 25
				30 m	354 201 543 30	354 201 563 30	354 201 443 30	354 201 463 30	354 201 558 30	354 201 578 30	354 201 003 30	354 201 113 30
				40 m	354 201 543 40	354 201 563 40	354 201 443 40	354 201 463 40	354 201 558 40	354 201 578 40	354 201 003 40	354 201 113 40
				50 m	354 201 543 50	354 201 563 50	354 201 443 50	354 201 463 50	354 201 558 50	354 201 578 50	354 201 003 50	354 201 113 50
easyfarm365+	12	180 bar	120 °C	20 m		363 201 563 20		363 201 463 20		363 201 578 20	363 201 003 20	
				25 m		363 201 563 25		363 201 463 25		363 201 578 25	363 201 003 25	
				30 m		363 201 563 30		363 201 463 30		363 201 578 30	363 201 003 30	
				40 m		363 201 563 40		363 201 463 40		363 201 578 40	363 201 003 40	
				50 m		363 201 563 50		363 201 463 50		363 201 578 50	363 201 003 50	
				60 m		363 201 563 60		363 201 463 60		363 201 578 60	363 201 003 60	
				80 m		363 201 563 80		363 201 463 80		363 201 578 80	363 201 003 80	

Symbols ⌀ diameter DN nominal diameter P pressure ℃ temperature ↔ length TYP type shipment by truck

High pressure hoses for special applications

greyflex – high pressure hose

- Ideal field of application: food and beverage industry, fish farming and swimming pools
- Plug, crimp and connection stainless steel
- Excellent ease of use, extremely light weight and flexible in case of low temperatures
- Smooth and stain-resistant surface made out of thermoplastic elastomer
- Ideal for the use on rough floors due to high abrasion resistance
- Grease, oil-, UV-, ozone-resistant and weatherproof
- Brass-plated wire braid
- Suitable for working pressures of max. 275 bar. DN 10. -40 °C - +120 °C, -40 °F - +248 °F







TYP	DN	P	°C	↔	Female thread (DKR) 3/8" : 3/8" R+M Nr.	Female thread (DKR) 1/2" : 1/2" R+M Nr.	Male thread (AGR) 3/8" : 3/8" R+M Nr.	Male thread (AGR) 1/2" : 1/2" R+M Nr.	Male thread (AGR) : Female thread (DKR) 3/8" : 3/8" R+M Nr.	Male thread (AGR) : Female thread (DKR) 1/2" : 1/2" R+M Nr.	QSC : QSC M22 : M22 R+M Nr.	QSC : plug swivel M22 : ⌀ 11 swivel R+M Nr.
greyflex	8	250 bar	120 °C	10 m	342 201 545 109		342 201 445 109	342 201 465 109	342 201 555 109	342 201 578 109	342 201 005 109	342 201 115 109
				15 m	342 201 545 159		342 201 445 159	342 201 465 159	342 201 555 159	342 201 578 159	342 201 005 159	342 201 115 159
				20 m	342 201 545 209		342 201 445 209	342 201 465 209	342 201 555 209	342 201 578 209	342 201 005 209	342 201 115 209
				25 m	342 201 545 259		342 201 445 259	342 201 465 259	342 201 555 259	342 201 578 259	342 201 005 259	342 201 115 259
				30 m	342 201 545 309		342 201 445 309	342 201 465 309	342 201 555 309	342 201 578 309	342 201 005 309	342 201 115 309
greyflex	10	275 bar	120 °C	10 m	352 201 545 109	352 201 565 109	352 201 445 109	352 201 465 109	352 201 555 109	352 201 578 109	352 201 005 109	352 201 115 109
				15 m	352 201 545 159	352 201 565 159	352 201 445 159	352 201 465 159	352 201 555 159	352 201 578 159	352 201 005 159	352 201 115 159
				20 m	352 201 545 209	352 201 565 209	352 201 445 209	352 201 465 209	352 201 555 209	352 201 578 209	352 201 005 209	352 201 115 209
				25 m	352 201 545 259	352 201 565 259	352 201 445 259	352 201 465 259	352 201 555 259	352 201 578 259	352 201 005 259	352 201 115 259
				30 m	352 201 545 309	352 201 565 309	352 201 445 309	352 201 465 309	352 201 555 309	352 201 578 309	352 201 005 309	352 201 115 309

Ultra high pressure hoses

Hoses with double wire braid and wrapped cover. Type 2SC. Nominal diameter 10. Safety factor 3.5. Fittings stainless steel. Max. 150 °C

Female thread (DKOS)

M22 : M22



maxpressure. Type 2SC.
Max. 500 bar

R+M Nr.	↔
358 177 310 9	10 m
358 177 315 9	15 m
358 177 320 9	20 m
358 177 330 9	30 m



Type 2SC.
Max. 500 bar

R+M Nr.	↔
364 177 310 9	10 m
364 177 315 9	15 m
364 177 320 9	20 m
364 177 330 9	30 m

Male thread (AGR)

3/8" : 3/8"



maxpressure. Type 2SC.
Max. 500 bar

R+M Nr.	↔
358 144 310 9	10 m
358 144 315 9	15 m
358 144 320 9	20 m
358 144 330 9	30 m



Type 2SC.
Max. 500 bar

R+M Nr.	↔
364 144 310 9	10 m
364 144 315 9	15 m
364 144 320 9	20 m
364 144 330 9	30 m

Quick screw couplings

M22 : M22



maxpressure. Type 2SC.
Max. 500 bar

R+M Nr.	↔
358 100 310 9	10 m
358 100 315 9	15 m
358 100 320 9	20 m
358 100 330 9	30 m



Type 2SC.
Max. 500 bar

R+M Nr.	↔
364 100 310 9	10 m
364 100 315 9	15 m
364 100 320 9	20 m
364 100 330 9	30 m

Hoses with double wire braid and wrapped cover. Nominal diameter 10.
Fittings stainless steel. Max. 150 °C

Quick screw couplings

M24 : M24



maxpressure. 2SC.
Max. 500 bar

R+M Nr.	↔
358 197 310 9	10 m
358 197 315 9	15 m
358 197 320 9	20 m
358 197 330 9	30 m



2SC.
Max. 500 bar

R+M Nr.	↔
364 197 310 9	10 m
364 197 315 9	15 m
364 197 320 9	20 m
364 197 330 9	30 m



2SN.
Max. 600 bar

R+M Nr.	↔
368 697 610 9	10 m
368 697 615 9	15 m
368 697 620 9	20 m
368 697 630 9	30 m

Hoses with double wire braid and wrapped cover. Nominal diameter 10.
Fittings stainless steel. Max. 150 °C

Quick screw couplings : male thread

M24 : M24



maxpressure. 2SC.
Max. 500 bar

R+M Nr.	↔
358 114 431 09	10 m
358 114 431 59	15 m
358 114 432 09	20 m
358 114 433 09	30 m



2SC.
Max. 500 bar

R+M Nr.	↔
364 114 471 09	10 m
364 114 471 59	15 m
364 114 472 09	20 m
364 114 473 09	30 m

R+M Nr.	↔

Hoses with double wire braid and smooth cover. Nominal diameter 6.
Fittings stainless steel. Max. 150 °C

Quick screw couplings / male thread (AGR)

M22 : M22



maxpressure. flexy 500.
Max. 500 bar

R+M Nr.	↔
338 000 310 9	10 m
338 000 315 9	15 m
338 000 320 9	20 m
338 000 330 9	30 m

M22 : 1/8"



flexy 500.
Max. 500 bar

R+M Nr.	↔
424 300 010 9	10 m
424 300 015 9	15 m
424 300 020 9	20 m
424 300 030 9	30 m

1/4" : 1/4"



flexy 500.
Max. 500 bar

R+M Nr.	↔
424 344 010 9	10 m
424 344 015 9	15 m
424 344 020 9	20 m
424 344 030 9	30 m

High pressure hoses

Quick screw couplings

M22 : M22	M22 : M22 plug VA	M22 : M22 swivel
		

Hoses with single wire braid and wrapped cover

TYP	DN	P	℃	↔	R+M Nr.	R+M Nr.	R+M Nr.
1SN	8	315 bar	150 °C	10 m	344 100 710	344 100 710 8	344 101 710
				15 m	344 100 715	344 100 715 8	344 101 715
				20 m	344 100 720	344 100 720 8	344 101 720

Symbols DN nominal diameter P pressure ℃ temperature ↔ length TYP type

High pressure hoses per metre 1SN

» Interior synthetic rubber
» Very temperature-resistant
» Resistant to usual detergents
» **Single wire braid**
» Surface synthetic rubber
» Abrasion-, oil-, ozone-resistant and weatherproof
» -40 °C - +150 °C
» DIN EN 853

1SN black - wrapped cover



Field of application: suitable for versatile, universal applications such as industrial plants, agriculture, petrol stations etc.

R+M Nr.	TYP	DN	⌀	P	BP	℃
301 00	1SN	6	13.0	250 bar	≥840 bar	-40 °C - +150 °C
301 10	1SN	8	14.7	210 bar	≥840 bar	-40 °C - +150 °C
301 15	1SN	8	14.7	315 bar	≥1,260 bar	-40 °C - +150 °C
302 10	1SN	10	16.8	210 bar	≥840 bar	-40 °C - +150 °C
302 15	1SN	12	20.0	180 bar	≥720 bar	-40 °C - +150 °C

1SN black - smooth cover



Field of application: suitable for versatile, universal applications such as industrial plants, agriculture, petrol stations etc.

R+M Nr.	TYP	DN	⌀	P	BP	℃
301 11	1SN	8	15,2	250 bar	≥840 bar	-40 °C - +150 °C
301 151	1SN	8	15,0	315 bar	≥1,000 bar	-40 °C - +150 °C
302 120 1	1SN	10	16,9	210 bar	≥840 bar	-40 °C - +150 °C

1SN blue - wrapped cover



Non Marking (soot free). **Field of application:** suitable for versatile, universal applications such as self service car wash, swimming baths, offices and plants being equipped with e.g. tiles or special flooring

R+M Nr.	TYP	DN	⌀	P	BP	℃
301 07	1SN	6	13.0	250 bar	≥840 bar	-40 °C - +150 °C
301 45	1SN	8	14.7	210 bar	≥840 bar	-40 °C - +150 °C
301 16	1SN	8	14.7	315 bar	≥1,260 bar	-40 °C - +150 °C
302 45	1SN	10	16.8	210 bar	≥840 bar	-40 °C - +150 °C
302 90	1SN	12	20.0	180 bar	≥720 bar	-40 °C - +150 °C
303 16	1SN	16	23.2	130 bar	≥520 bar	-40 °C - +150 °C

1SN blue - smooth cover



Non Marking (soot free). **Field of application:** suitable for versatile, universal applications such as self service car wash, swimming baths, offices and plants being equipped with e.g. tiles or special flooring

R+M Nr.	TYP	DN	⌀	P	BP	℃
301 072	1SN	6	13.0	250 bar	≥900 bar	-40 °C - +150 °C
302 452	1SN	10	17.5	210 bar	≥720 bar	-40 °C - +150 °C
302 902	1SN	12	20.8	180 bar	≥640 bar	-40 °C - +150 °C

1SN grey - wrapped cover



Non Marking (soot free). **Field of application:** suitable for versatile, universal applications such as self service car wash, swimming baths, offices and plants being equipped with e.g. tiles or special flooring

R+M Nr.	TYP	DN	⌀	P	BP	℃
301 06	1SN	6	13.0	250 bar	≥840 bar	-40 °C - +150 °C
301 46	1SN	8	14.7	210 bar	≥840 bar	-40 °C - +150 °C
302 46	1SN	10	16.8	210 bar	≥840 bar	-40 °C - +150 °C

1SN red - wrapped cover



Non Marking (soot free). **Field of application:** industrial plants, offices and plants. Red colour for warning at hot water installations or for avoiding trips and falls / protection against being run over

R+M Nr.	TYP	DN	⌀	P	BP	℃
301 18	1SN	8	15.0	315 bar	≥1,260 bar	-40 °C - +150 °C

Symbols DN nominal diameter ⌀ diameter TYP type P pressure BP burst pressure ℃ temperature

High pressure hoses per metre 2 SC / 2 SN

» Interior synthetic rubber
» Very temperature-resistant
» Resistant to usual cleaning agents
» **Double wire braid**
» Surface synthetic rubber
» Abrasion-, oil-, ozone-resistant and weatherproof
» -40 °C - +150 °C
» DIN EN 853 / 857

2SC blue - wrapped cover



DIN EN 857. Non Marking (soot free). **Field of application:** suitable for versatile, universal applications such as self service car wash, swimming baths, offices and plants being equipped with e.g. tiles or special flooring

R+M Nr.	TYP	DN	∅	P	BP	℃
302 95	2SC	12	20.0	300 bar	≥1,200 bar	-40 °C - +150 °C

2SN blue - smooth cover



DIN EN 853. Non Marking (soot free). **Field of application:** suitable for versatile, universal applications such as self service car wash, swimming baths, offices and plants being equipped with e.g. tiles or special flooring

R+M Nr.	TYP	DN	∅	P	BP	℃
302 052	2SN	8	16.7	400 bar	≥1,600 bar	-40 °C - +150 °C
302 653	2SN	10	18.9	400 bar	≥1,600 bar	-40 °C - +150 °C

2SN grey - smooth cover



DIN EN 853. Non Marking (soot free). **Field of application:** suitable for versatile, universal applications such as self service car wash, swimming baths, offices and plants being equipped with e.g. tiles or special flooring

R+M Nr.	TYP	DN	∅	P	BP	℃
302 062	2SN	8	16.7	400 bar	≥1,600 bar	-40 °C - +150 °C
302 662	2SN	10	18.9	400 bar	≥1,600 bar	-40 °C - +150 °C

2SC black - wrapped cover



DIN EN 857. **Field of application:** suitable for versatile, universal applications such as industrial plants, agriculture, petrol stations etc.

R+M Nr.	TYP	DN	∅	P	BP	℃
302 81	2SC	12	20.0	300 bar	≥1,200 bar	-40 °C - +150 °C

2SN black - smooth cover



DIN EN 853. **Field of application:** suitable for versatile, universal applications such as industrial plants, agriculture, petrol stations etc.

R+M Nr.	TYP	DN	∅	P	BP	℃
301 52	2SN	8	16.7	400 bar	≥1,600 bar	-40 °C - +150 °C
302 52	2SN	10	18.9	400 bar	≥1,600 bar	-40 °C - +150 °C

2SC black - wrapped cover



DIN EN 857. **Field of application:** suitable for versatile, universal applications such as industrial plants, agriculture, petrol stations etc.

R+M Nr.	TYP	DN	∅	P	BP	℃
301 02	2SC	6	13.2	400 bar	≥1,600 bar	-40 °C - +150 °C
301 50	2SC	8	14.5	400 bar	≥1,400 bar	-40 °C - +150 °C
302 50	2SC	10	16.8	400 bar	≥1,320 bar	-40 °C - +150 °C

maxpressure ®



DIN EN 857. Black. Wrapped cover. **Field of application:** suitable for versatile, universal applications such as industrial plants, agriculture, petrol stations etc.

R+M Nr.	TYP	DN	∅	P	BP	℃
302 551	2SC	10	17.5	500 bar	≥1,500 bar	-40 °C - +150 °C

High pressure hoses per metre 2 SC

» Interior synthetic rubber
» Very temperature-resistant
» Resistant to usual detergents
» **Double wire braid**
» Surface synthetic rubber
» Non Marking (soot free)
» Abrasion-, oil-, ozone-resistant and weatherproof
» DIN EN 857. -40 °C - +150 °C

2SC blue - wrapped cover



Field of application: suitable for versatile, universal applications such as self service car wash, swimming baths, offices and plants being equipped with e.g. tiles or special flooring

R+M Nr.	TYP	DN	⌀	P	BP	℃
302 05	2SC	8	14.5	400 bar	≥1,400 bar	-40 °C - +150 °C
302 65	2SC	10	16.8	400 bar	≥1,320 bar	-40 °C - +150 °C

2SC grey - wrapped cover



Field of application: suitable for versatile, universal applications such as self service car wash, swimming baths, offices and plants being equipped with e.g. tiles or special flooring

R+M Nr.	TYP	DN	⌀	P	BP	℃
302 06	2SC	8	14.5	400 bar	≥1,400 bar	-40 °C - +150 °C
302 66	2SC	10	16.8	400 bar	≥1,320 bar	-40 °C - +150 °C

2SC red - wrapped cover



Field of application: industrial plants, offices and plants. Red colour for warning at hot water installations or for avoiding trips and falls / protection against being run over

R+M Nr.	TYP	DN	⌀	P	BP	℃
302 56	2SC	10	17.7	500 bar	≥1,700 bar	-40 °C - +150 °C

2SC green - wrapped cover



Field of application: industrial plants, offices and plants

R+M Nr.	TYP	DN	⌀	P	BP	℃
302 60	2SC	10	17.7	400 bar	≥1,600 bar	-40 °C - +150 °C

High pressure hoses per metre 2 SC

» Interior synthetic rubber
» Very temperature-resistant
» Resistant to usual detergents
» **Double wire braid**
» **Surface special synthetic rubber**
» Non Marking (soot free)
» **Resistant to animal fats, not resistant to poultry fats**
» DIN EN 857. -40 °C - +150 °C

2SC yellow - wrapped cover



Field of application: slaughterhouses, fishing, bakeries etc. Not suitable for swimming baths, standard and industrial cleaning applications. The hoses should be cleaned with hot water but not with any solvents or chemicals as this makes them harden and unserviceable

R+M Nr.	TYP	DN	⌀	P	BP	℃
302 08	2SC	8	15.3	400 bar	≥1,600 bar	-40 °C - +150 °C
302 68	2SC	10	17.7	400 bar	≥1,600 bar	-40 °C - +150 °C

Please note that the hose dimensions given may vary within the DIN.
Hose sold by the metre may be supplied only in production lengths, otherwise cut costs will arrise.

High pressure hoses per metre 1 ST

» Interior synthetic rubber
» Very temperature-resistant
» Resistant to usual detergents
» **Single wire braid**
» Surface synthetic rubber
» Abrasion-, oil-, ozone-resistant and weatherproof
» -40 °C - +150 °C
» DIN EN 853

1ST black - wrapped thick cover



Field of application: suitable for versatile, universal applications such as industrial plants, agriculture, petrol stations etc.

R+M Nr.	TYP	DN	⌀	P	BP	℃
301 20	1ST	8	17.5	210 bar	≥840 bar	-40 °C - +150 °C
302 20	1ST	10	19.8	210 bar	≥840 bar	-40 °C - +150 °C

1ST blue - wrapped thick cover



Non Marking (soot free). **Field of application:** suitable for versatile, universal applications such as self service car wash, swimming baths, offices and plants being equipped with e.g. tiles or special flooring

R+M Nr.	TYP	DN	⌀	P	BP	℃
301 40	1ST	8	17.5	210 bar	≥840 bar	-40 °C - +150 °C
302 40	1ST	10	19.8	210 bar	≥840 bar	-40 °C - +150 °C
302 70	1ST	12	23.0	180 bar	≥720 bar	-40 °C - +150 °C

High pressure hoses per metre 2 ST

» Interior synthetic rubber
» Very temperature-resistant
» Resistant to usual detergents
» **Double wire braid**
» Surface synthetic rubber
» Abrasion-, oil-, ozone-resistant and weatherproof
» -40 °C - +150 °C
» DIN EN 853

2ST black - wrapped thick cover



Field of application: suitable for versatile, universal applications such as industrial plants, agriculture, petrol stations etc.

R+M Nr.	TYP	DN	⌀	P	BP	℃
301 35	2ST	8	19.1	400 bar	≥1,600 bar	-40 °C - +150 °C
302 35	2ST	10	21.4	330 bar	≥1,320 bar	-40 °C - +150 °C

2ST blue - wrapped thick cover



Non Marking (soot free). **Field of application:** suitable for versatile, universal applications such as self service car wash, swimming baths, offices and plants being equipped with e.g. tiles or special flooring

R+M Nr.	TYP	DN	⌀	P	BP	℃
302 36	2ST	10	21.4	330 bar	≥1,320 bar	-40 °C - +150 °C

Symbols DN nominal diameter ⌀ diameter TYP type P pressure BP burst pressure ℃ temperature

Food high pressure hoses per metre

» Food hose according to (EG) 1935/2004, (EU) 10/2011 and (EG) 2023/2006 » **Increased 1-layer rot-proof textile mesh**
» Suitable for: water and water mixes of usual cleaning detergents
» Especially designed for industrial foam cleaning applications
» Threefold coated PVC hose with a flush surface

PUReClean365+® 40 / PUReClean365+® 100



Field of application: foam hose and pre-spraying hose for the food industry.
Suitable for the contact with liquid food products

R+M Nr.	TYP	↔	DN	⌀	P 20 °C	P 70 °C	BP 20 °C	℃
303 660 40	40	10 - 100 m	12	21.6	100 bar	45 bar	≥ 250 bar	-10 °C - + 70 °C
303 661 00	100	10 - 100 m	12	21.6	40 bar	18 bar	≥ 200 bar	-10 °C - +100 °C



R+M Nr.	TYP	↔	DN	⌀	P 20 °C	P 70 °C	BP 20 °C	℃
303 660 41	40	10 - 100 m	12	21.6	100 bar	45 bar	≥ 250 bar	-10 °C - + 70 °C



R+M Nr.	TYP	↔	DN	⌀	P 20 °C	P 70 °C	BP 20 °C	℃
303 660 42	40	10 - 100 m	12	21.6	100 bar	45 bar	≥ 250 bar	-10 °C - + 70 °C



R+M Nr.	TYP	↔	DN	⌀	P 20 °C	P 70 °C	BP 20 °C	℃
303 660 43	40	10 - 100 m	12	21.6	100 bar	45 bar	≥ 250 bar	-10 °C - + 70 °C

» Food hose according to (EC)2002/72, (EU) 10/2011, (EG) 1935/2004 and (EG) 2023/2006.
» Especially designed for industrial foam cleaning applications
» Fivefold coated PVC hose with a flush surface

» **Twofold textile meshwork**
» Suitable for: water and water mixes of usual cleaning detergents

blufood®



Field of application: foam hose and pre-spraying hose for the food industry.
Suitable for the contact with liquid food products

R+M Nr.	TYP	DN	⌀	P 20 °C	P 70 °C	BP 20 °C	℃
303 70	blufood	12	22	50 bar	30 bar	≥ 240 bar	-20 °C - +70 °C
303 700 019	blufood	19	31	40 bar	15 bar	≥ 200 bar	-20 °C - +70 °C

Symbols DN nominal diameter ⌀ diameter TYP type P pressure BP burst pressure ℃ temperature ↔ length

High pressure hoses per metre

Foodjet



» High pressure hose according to DIN EN 854
» **Particularly resistant to animal and poultry fats**
» Surface synthetic rubber
» **Interior synthetic, oil-resistant rubber, tight textile meshwork.**
» Suitable for: oil, water, water-in-oil emulsion and water mixes with up to 50 % detergent
» Particularly abrasion-, oil-, ozone-resistant and weatherproof

Field of application: cleaning hose designed for the poultry processing industry

R+M Nr.	TYP	DN	⌀	P	BP	℃
303 60	Foodjet	12	19.7	80 bar	240	-40 °C - +150 °C



R+M Nr.	TYP	DN	⌀	P	BP	℃
303 601 500	Foodjet 1500	12	21.8	125 bar	375	-40 °C - +150 °C

greyflex



» Especially developed to meet highest requirements to hygiene and ergonomics
» Smooth surface made out of thermoplastic elastomer
» **Brass-plated wire braid, fabric braid, high-tensile polyester meshwork and PES-interior very resistant to detergents**
» Suitable for: oil, water, water-oil emulsion and water-detergent mixture.
» Particularly abrasion-, UV-, grease-, oil-, ozone-resistant and weatherproof
» extremely light weight and flexible in case of low temperatures
» Roll at 100 m

Field of application: Food and beverage industry, fish farming and swimming pools

R+M Nr.	TYP	DN	⌀	P	BP	℃
300 201 108	greyflex	8	15,2	250 bar	1.000	-40 °C - +120 °C
300 201 110	greyflex	10	17,4	275 bar	1.100	-40 °C - +120 °C

easyfarm365+



» Especially developed for the use in the agriculture
» Excellent ease of use and high safety
» Smooth transparent surface made out of thermoplastic elastomer
» **Brass-plated wire braid, fabric braid, high-tensile polyester meshwork and PES-interior very resistant to detergents**
» Suitable for: oil, water, water-oil emulsion and water-detergent mixture
» Particularly abrasion-, UV-, oil-, ozone-resistant and weatherproof
» Ideal for the use on rough floors under hardest conditions
» Roll at 100 m

Field of application: Professional cot and machine cleaning in the agriculture

R+M Nr.	TYP	DN	⌀	P	BP	℃
300 201 408	**easy**farm365+	8	15.1	250 bar	1,000	-40 °C - +120 °C
300 201 410	**easy**farm365+	10	17.4	275 bar	1,100	-40 °C - +120 °C
300 201 412	**easy**farm365+	12	20.8	180 bar	720	-40 °C - +120 °C

Please note that the hose dimensions given may vary within the DIN.
Hose sold by the metre may be supplied only in production lengths, otherwise cut costs will arrise.

High pressure hoses per metre

Ultra high pressure hose



» Interior synthetic rubber
» Very temperature-resistant
» Resistant to usual detergents
» **Double wire braid**
» Surface synthetic rubber
» Abrasion-, oil-, ozone-resistant and weatherproof
» DIN EN 1829-2

Field of application: suitable for versatile, universal applications such as industrial plants, agriculture, petrol stations etc.

R+M Nr.	TYP	DN	∅	P	BP	℃
302 54	2SN/DIN EN 853	10	18.7	600 bar	1,500 bar	-40 °C - +150 °C

powershield365+®



» Interior synthetic rubber
» **Corrosion-protected steel wire**
» Surface synthetic rubber
» Very abrasion-resistant UHMPE-coating
» Abrasion-, oil-, ozone-resistant and weatherproof.
» Ideal for cleaning applications on rough floors which must be very non-abrasive
» Considerably increased durability compared to usual hp hoses
» MSHA-permission

Field of application: Highly abrasion charged application areas, e.g. underground coal mining.

R+M Nr.	TYP	DN	∅	P	BP	℃
302 278	1SN/DIN EN 853	10	16.7	210 bar	> 840 bar	-40 °C - +100 °C
302 178	1SN/DIN EN 853	12	19.9	180 bar	> 720 bar	-40 °C - +100 °C
301 578	2SC/DIN EN 857	8	14.5	400 bar	>1,600 bar	-40 °C - +100 °C
302 578	2SC/DIN EN 857	10	16.5	375 bar	>1,500 bar	-40 °C - +100 °C
302 878	2SC/DIN EN 857	12	19.9	310 bar	>1,240 bar	-40 °C - +100 °C

Galvanator



» Interior synthetic rubber
» Resistant to usual detergents
» Very temperature-resistant
» **Double steel zinc plated wire braid**
» Surface special synthetic rubber
» **Resistant to poultry fats**
» Non Marking (soot free)

Field of application: Poultry farms, slaughterhouses, fishing, bakeries etc. Not suitable for swimming baths, standard and industrial cleaning applications. The hoses should be cleaned with hot water but not with any solvents or chemicals as this makes them harden and unserviceable

R+M Nr.	TYP	DN	∅	P	BP	℃
302 67	Galvanator	10	18.0	350 bar	≥ 1,400 bar	-29 °C - +121 °C

Symbols DN nominal diameter ∅ diameter TYP type P pressure BP burst pressure ℃ temperature

High pressure hoses per metre

CARWASH COMFORT



» Special PES interior very resistant to detergents
» High-tensile polyester reinforcing
» Transparent and thermoplastic surface made out of polyurethane
» Oil-, UV-, ozone-resistant and weatherproof
» Light weight and flexible in case of low temperatures
» DN 8 ideally used at foam lances, excellent bending behaviour
» DN 8: roll at 100 m
» DN 6: roll at 200 m

Field of application: self-service washing bays

R+M Nr.	TYP	DN	⌀	P	BP	℃
300 100 6	blue	6	12.0	200 bar	>800 bar	-40 °C - +60 °C
300 110 6	grey	6	12.0	200 bar	>800 bar	-40 °C - +60 °C
300 120 6	red	6	12.0	200 bar	>800 bar	-40 °C - +60 °C
300 140 6	green	6	12.0	200 bar	>800 bar	-40 °C - +60 °C
300 150 6	yellow	6	12.0	200 bar	>800 bar	-40 °C - +60 °C
300 100 8	blue	8	15.0	200 bar	>800 bar	-40 °C - +60 °C
300 120 8	red	8	15.0	200 bar	>800 bar	-40 °C - +60 °C
300 140 8	green	8	15.0	200 bar	>800 bar	-40 °C - +60 °C

Plastic



» Interior polyethylene
» **Polyester inlay free of rotting, high-tensile**
» PVC-surface
» Limited oil-resistance
» Roll at 400 m

Field of application: Semi-professional hp cleaning & pipe cleaning

R+M Nr.	TYP	DN	⌀	P	BP	℃
304 01	black	5	9.9	120 bar	≥440 bar	-20 °C - 60 °C



» Interior polyethylene
» **Polyester inlay free of rotting, high-tensile**
» PVC-surface
» Limited oil-resistance
» Roll at 400 m

Field of application: Semi-professional hp cleaning & pipe cleaning

R+M Nr.	TYP	DN	⌀	P	BP	℃
304 10	black	5	10.4	200 bar	≥800 bar	-30 °C - 60 °C



» Interior polyethylene
» **Polyester inlay free of rotting, high-tensile**
» PVC-surface
» Limited oil-resistance
» Roll at 400 m

Field of application: Semi-professional hp cleaning & pipe cleaning

R+M Nr.	TYP	DN	⌀	P	BP	℃
300 01	black	6	11.6	160 bar	≥640 bar	-20 °C - 65 °C

blupur



» Interior polyethylene
» **Polyester inlay free of rotting, high-tensile**
» PVC-surface
» Limited oil-resistance
» Roll at 400 m. * Roll at 100 m

Field of application: Semi-professional hp cleaning & pipe cleaning

R+M Nr.	TYP	DN	⌀	P	BP	℃
304 15	blupur	5	10.3	200 bar	≥800 bar	-40 °C - 60 °C
304 18*	blupur	8	13.0	180 bar	≥640 bar	-20° C - 60° C

Please note that the hose dimensions given may vary within the DIN.
Hose sold by the metre may be supplied only in production lengths, otherwise cut costs will arrise.

High pressure hoses per metre

R+M 1 / Bronze



» Interior polyester / elastomer
» Very elastic version
» **Single wire braid**
» Surface polyurethane

Field of application: Semi-professional hp cleaning & pipe cleaning

R+M Nr.	TYP	DN	⌀	P	BP	℃
304 20	R+M 1	4	9.2	300 bar	≥ 1,000 bar	-40 °C - +98 °C

Flexy



» Interior synthetic rubber
» Very elastic version
» **Single wire braid, * double wire braid**
» Surface synthetic rubber
» Abrasion-, oil-resistant and weatherproof

Field of application: Professional hp cleaning & pipe cleaning

R+M Nr.	TYP	DN	⌀	P	BP	℃
300 95	Flexy 300	6	10.8	300 bar	≥ 800 bar	-40 °C - +100 °C
300 97 *	Flexy 500	6	14.5	600 bar	≥ 2,000 bar	-40 °C - +150 °C

Sliding Balls Superball / Suttner

For high pressure cleaning hose outer-⌀ 12 / 15,8 / 17,5 / 18 mm. Set consisting of 1 sliding ball with 2 stainless steel screws. Outer-⌀ 34 mm







R+M Nr.	C	TYP	for Hose-⌀	Set-VPE	for Hose-↔
329 191 240	blue	Suttner	12	24	10 m
329 191 370	blue	Suttner	12	37	15 m
329 191 490	blue	Suttner	12	49	20 m
329 191 610	blue	Suttner	12	61	25 m
329 192 240	orange	Suttner	15,8	24	10 m
329 192 370	orange	Suttner	15,8	37	15 m
329 192 490	orange	Suttner	15,8	49	20 m
329 192 610	orange	Suttner	15,8	61	25 m
329 193 240	red	Suttner	17,5	24	10 m
329 193 370	red	Suttner	17,5	37	15 m
329 193 490	red	Suttner	17,5	49	20 m
329 193 610	red	Suttner	17,5	61	25 m
329 190 240	orange	Superball	19	24	10 m
329 190 370	orange	Superball	19	37	15 m
329 190 490	orange	Superball	19	49	20 m
329 190 610	orange	Superball	19	61	25 m

Hose bend restrictor

Hose bend restrictor - elastomer, short

Special material which is substantially more UV- and ozone-resistant than usual rubber. Conical fit

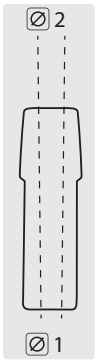



Black



Blue



Grey

DN	⌀ 1	⌀ 2	R+M Nr.	R+M Nr.	R+M Nr.
6	15,1	15,5	308 50	308 51	308 53

Packing units

Hose bend restrictor - elastomer	175 pieces
Hose bend restrictor - elastomer short	350 pieces

Hose bend restrictor

Hose bend restrictor - elastomer

Special material which is substantially more UV- and ozone-resistant than usual rubber.

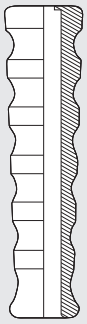

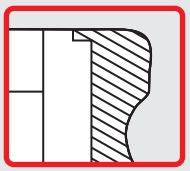

The lip that engages behind the holder avoids any loosening.



DN	⌀
6	15.5 mm
8	19.5 mm
10	20.5 mm
12	23.5 mm
12	23.5 mm **blufood**

Further colours of the hose bend restrictor are available on request.

	Black	Blue	Blue	Grey	Yellow	Red
	R+M Nr.	R+M Nr.	R+M Nr.	R+M Nr.	R+M Nr.	R+M Nr.
6	308 505		308 515			
8	308 605		309 055	309 005	308 805	308 855
10	308 705	309 156 06	309 155	309 105	308 905	308 955
12	308 765		309 165		309 185	309 175
			309 166 01*			

Special material which is substantially more UV- and ozone-resistant than usual rubber. Conical fit

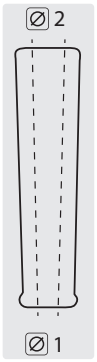



DN	⌀ 1	⌀ 2	Black	Grey	Blue	Yellow
			R+M Nr.	R+M Nr.	R+M Nr.	R+M Nr.
8	15.6	18.2	308 60	309 00	309 05	308 80
10	19.4	20.5	308 70	309 10	309 15	308 90
12	22.5	25.0	308 76		309 16	

Packing units

Hose bend restrictor - elastomer	175 pieces
Hose bend restrictor - elastomer short	350 pieces

Special material which is substantially more UV- and ozone-resistant than usual rubber. Conical fit

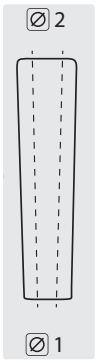



DN	⌀ 1	⌀ 2	Blue	Yellow	Red	Green	Grey
			R+M Nr.	R+M Nr.	R+M Nr.	R+M Nr.	R+M Nr.
12	22.5	25.0	020 000 710	020 000 718	020 000 716	020 000 719	020 000 717

* FDA-Compliant and 1935/2004 / EC (food contact safe plastics)

Symbols DN nominal diameter ⌀ diameter TYP type P pressure BP burst pressure ℃ temperature VPE packing unit C colour ↔ length

Hose bend restrictor

Hose bend restrictor - plastic



Black

R+M Nr.	⌀
308 52	13.5 mm

Cartridge for plugs



For plugs placed at the gun

R+M Nr.	DN
316 960 6	6
316 960 8	8

Hose protection



PVC

R+M Nr.	VPE	⌀	⌀
308 491 620	per metre	20 mm	16 mm
308 491 621	roll at 20 m	20 mm	16 mm

Hose bend restrictor - plastic / spiral



Spiral black

R+M Nr.	⌀
308 55	13.2 mm



Spiral blue

R+M Nr.	⌀
308 551	13.2 mm



Spiral red

R+M Nr.	⌀
308 552	13.2 mm

Packing units

Hose bend restrictor - plastic	500 pieces
Hose bend restrictor - plastic / spiral	400 pieces

Hose bend restrictor in wave design - showing your company logo!

We offer you the possibility to combine your personal spray guns ST-2300 and ST-2600 with your individual hose bend restrictor, this is possible from 525 pieces. You are invited to choose your favourite colour of your hose bend restrictor and to think about what you would like to have written on it or which logo you would like to see on it. It is really up to you as you can give free rein to your creativity! The lettering on the two fields is solely determined by you. By means of labelling your personal hose bend restrictor you succeed in enhancing the product itself and also in making your company and brand better known.

The hose bend restrictor very bendable and also flexible at low temperature is equipped with a lip that engages behind the crimp cartridge and avoids any loosening. It is characterized by a very smooth surface structure, oil and abrasion resistance.

The black and yellow versions are recommended to be used for outdoor applications. The blue and grey hose bend restrictor is especially designed for being used inside as for example in the food industry. It is generally phthalate-free, resistant to chemicals as well as chlorine- and grease resistant in all colours.

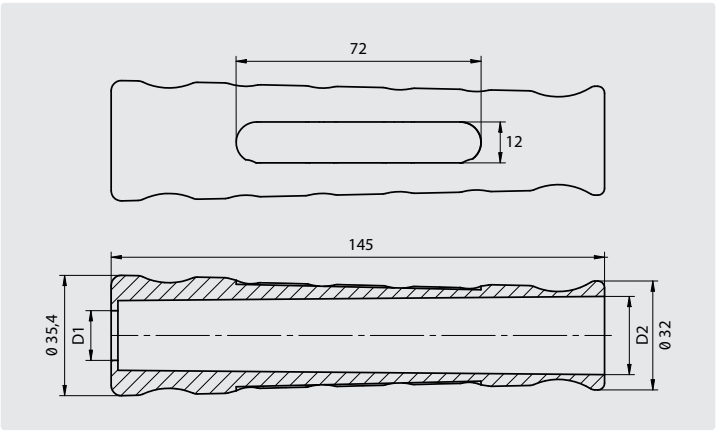

colour	colour-number	nominal diameter	D1	D2
red	1040	DN 8	14.6	21.7
		DN 10	14.6	23.0
		DN 12	21.0	26.6
		DN 12 *	21.0	26.5
black	660	DN 8	14.6	21.7
		DN 10	14.6	23.0
		DN 12	21.0	26.6
		DN 12 *	21.0	26.5
blue	1010	DN 8	14.6	21.7
		DN 10	14.6	23.0
		DN 12	21.0	26.6
		DN 12 *	21.0	26.5
grey	1020	DN 8	14.6	21.7
		DN 10	14.6	23.0
		DN 12	21.0	26.6
		DN 12 *	21.0	26.5
yellow	1030	DN 8	14.6	21.7
		DN 10	14.6	23.0
		DN 12	21.0	26.6
		DN 12 *	21.0	26.5



* hose bend restrictor for blufood

Symbols DN nominal diameter ○ thread VPE packing unit ⌀ diameter

Crimp nipples

Nipples with cone, metric thread DKOL / DKOS








DN	○		Zinc-plated steel R+M Nr.	Stainless steel R+M Nr.	90°. Zinc-pl. steel R+M Nr.	90°. Stainless steel R+M Nr.	45°. Zinc-pl. steel R+M Nr.	45°. Stainless steel R+M Nr.
6	M12 x 1.5	(6L)	316 45	316 459	316 452	316 452 9		
6	M14 x 1.5	(8L)	316 46	316 469	316 462			
6	M16 x 1.5	(10L)	316 49	316 499	316 041 61		316 041 62	
6	M18 x 1.5	(12L)	316 60	316 69	316 041 81		316 041 82	
8	M14 x 1.5	(8L)	316 140 8					
8	M16 x 1.5	(10L)	316 50	316 59	316 51	316 519		
8	M18 x 1.5	(12L)	316 70	316 79	316 71	316 719	316 72	
8	M18 x 1.5	(10S)	316 180 82	316 180 829	316 180 83	316 739		
10	M16 x 1.5	(10L)		316 161 09				
10	M18 x 1.5	(12L)	316 80	316 89	316 061 81	316 819	316 82	316 829
10	M20 x 1.5	(12S)		317 449				
10	M22 x 1.5	(15L)	316 221 0	316 221 09	316 73		316 74	
10	M22 x 1.5	(14S)	317 710	317 710 9		316 221 019		
10	M24 x 1.5	(16S)		316 241 09				
12	M18 x 1.5	(12L)	316 181 2				316 181 21	
12	M22 x 1.5	(15L)	317 40	317 49	317 45	317 492	317 44	
12	M24 x 1.5	(16S)	317 46	316 746 9				
12	M26 x 1.5	(18L)						
16	M22 x 1.5	(15L)	316 221 6					
16	M26 x 1.5	(18L)	316 261 6					
16	M30 x 2	(20S)	316 301 6		316 301 69			
20	M30 x 2	(22L)		316 302 09				
25	M36 x 2	(28L)	316 362 5		316 362 590		316 362 545	

Nipples with cone, pipe thread DKR / AGR









DN	○	Zinc-plated steel R+M Nr.	Stainless steel R+M Nr.	45°. Zinc-pl. steel R+M Nr.	90°. Zinc-pl. steel R+M Nr.	90°. Stainless steel R+M Nr.	Zinc-plated steel R+M Nr.	Stainless steel R+M Nr.
4	1/4"	316 05						
5	1/8"	315 95					315 11	
6	1/8"							315 069
6	1/4"	316 10	316 19	316 12	316 11	316 119	315 20	315 29
6	3/8"	316 15	316 16		316 151		315 46	315 469
6	1/2"	316 18						
8	1/4"	316 00	316 09				315 30	315 39
8	3/8"	316 20	316 29	316 22	316 21	316 219	315 50	315 59
8	1/2"	316 105 08	316 105 09					
10	1/4"						315 45	315 459
10	3/8"	316 30	316 25		316 31	316 319	315 60	315 69
10	1/2"	316 40	316 409		316 41	316 419	315 61	315 619
12	3/8"	316 38	316 381 2				315 080 6	315 080 69
12	1/2"	316 42	316 429	316 080 81	316 43	316 439	315 65	315 66
12	3/4"	316 081 2	316 081 29					
16	1/2"		316 449					315 64
16	3/4"	316 48	316 489		316 101 21		315 67	315 679
20	3/4"	316 342 0	316 342 9		316 101 20	316 342 29	315 68	315 689
20	1"		316 121 69					
25	3/4"	316 47					315 161 2	
25	1"	316 161 6	316 161 69				315 161 6	

Crimp nipples

Nipples with cone, metric thread CEL



Zinc-plated steel



Stainless steel

DN	⌀		R+M Nr.	R+M Nr.
6	M12 x 1.5	(6L)		
6	M14 x 1.5	(8L)	316 461	
6	M16 x 1.5	(10L)		
6	M18 x 1.5	(12L)	315 806	
8	M14 x 1.5	(8L)		
8	M16 x 1.5	(10L)	315 70	
8	M18 x 1.5	(12L)	315 808	315 809
8	M18 x 1.5	(10S)		
10	M16 x 1.5	(10L)		
10	M18 x 1.5	(12L)	315 80	315 800 9
10	M20 x 1.5	(12S)		
10	M22 x 1.5	(15L)	315 85	315 859
10	M22 x 1.5	(14S)		
10	M24 x 1.5	(16S)		
12	M18 x 1.5	(12L)	315 812	
12	M22 x 1.5	(15L)		315 869
12	M24 x 1.5	(16S)		
12	M26 x 1.5	(18L)	315 826 120	
16	M22 x 1.5	(15L)		
16	M26 x 1.5	(18L)		
16	M30 x 2	(20S)		
20	M30 x 2	(22L)	315 90	315 909
25	M36 x 2	(28L)		

Double crimp nipples



Zinc-plated steel

R+M Nr.	DN
318 506	6
318 508	8
318 510	10
318 513	12
318 516	16

Nipples, pipe thread RR



Brass. O-ring



Stainless steel



Stainless steel.
Flat sealing

DN	⌀	R+M Nr.	R+M Nr.	R+M Nr.
4	1/8"		315 03	
5	1/8"	315 10		
6	1/8"	315 06		
6	1/4"	315 00		
8	1/4"			315 393
8	3/8"			315 593
10	3/8"			315 693
12	1/2"			315 663



AGR = pipe male thread
CEL = male threads for connection pieces 24°, universal sealing head and cutting ring
DKOL = conical nipple with O-ring, light series
DKOS = conical nipple with O-ring, heavy series
DKR = conical nipple with pipe thread
RR = for sewer cleaning hoses

Symbols DN nominal diameter ⌀ thread ⌀ diameter

Crimp nipples

Crimp nipples

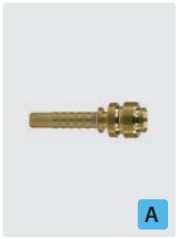

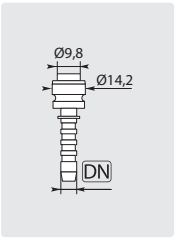

X-TRA.
Brass

R+M Nr.	DN
317 521 6	6



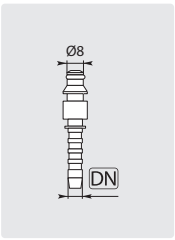

Plug.
Brass

R+M Nr.	DN
317 520 6	6

Crimp nipples



Brass. Swivel

R+M Nr.	DN
316 951 9	6



Brass

R+M Nr.	DN
200 000 092	6

Crimp nipples with pipe pieces



Zinc-plated steel. BEL - BES

DN	Ø	R+M Nr.
6	08	316 65
6	10	316 61
6	12	316 62
8	12	316 612 08
10	15	316 63

Crimp nipples premounted



ST-44.
Stainless steel.
M22 F swivel

R+M Nr.	DN
317 25	6
317 20	8
317 30	10



ST-44.
Stainless steel.
M21 F swivel

R+M Nr.	DN
317 26	6
317 21	8
317 31	10



M22 F. Brass.
Crimp nipple zinc-plated steel
Type 01

R+M Nr.	DN
316 902 2	6
317 002 2	8
317 102 2	10



M22 F. Stainless steel.
Screw nut stainless steel
Type 02

R+M Nr.	DN
316 902 29	6
317 002 29	8
317 102 29	10



1/2" F. Brass.
Crimp nipple stainless steel.
Type 01

R+M Nr.	DN
316 901 2	6
317 001 2	8
317 101 2	10



M22 F. Brass.
Crimp nipple stainless steel.
US-Version 14.88.
Type 05

R+M Nr.	DN
317 606	6
317 608	8
317 610	10



M22 F. 90°.
Zinc-plated steel.
Type 01

R+M Nr.	DN
317 02	6
317 01	8
317 03	10



ST-740.
M24 x 1.5

R+M Nr.	DN
317 102 49	10



ST-740.
M24 x 1.5

R+M Nr.	DN
040 001 980	10

Crimp nipples with quick screw coupling



» Hard PVC cover in yellow / black
» Brass screw nut
» Stainless steel swivel



QSC. M22.
Crimp nipple zinc-plated steel

R+M Nr.	DN
200 088 516	6
200 088 518	8
200 088 520	10



QSC. M22. Swivel.
Crimp nipple stainless steel

R+M Nr.	DN
200 088 506	6
200 088 508	8
200 088 510	10

Crimp nipples with swivel



1/4" M. Stainless steel. Single ball bearing.
Max. 275 bar / 120 °C

R+M Nr.	DN
108 320 31	6



3/8" M. Stainless steel. Single ball bearing.
Max. 275 bar / 120 °C

R+M Nr.	DN
108 321 32	8



1/4" F. Stainless steel. Single ball bearing.
Max. 275 bar / 120 °C

R+M Nr.	DN
108 320 33	6

Crimp nipples with quick screw coupling for hose reels



QSC. M22. Screw nut brass.
Crimp nipple stainless steel

R+M Nr.	DN
317 062 209	6
317 082 209	8

Crimp nipples



For quick screw.
Zinc-plated steel.
Type 01

R+M Nr.	DN
100 001 942	6
100 001 940	8
100 001 944	10

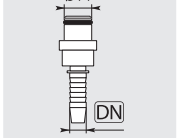

For quick screw.
Stainless steel.
Type 02

R+M Nr.	DN
040 001 942	6
040 001 940	8
040 001 944	10
040 001 945	12



For quick screw.
Zinc-plated steel.
Type 01

R+M Nr.	DN
317 00	8
317 10	10



Crimp nipples

Crimp nipples



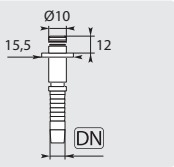

Plug.
Zinc-plated steel.
Type 03 & 04

R+M Nr.	DN
316 95	6
316 98	8



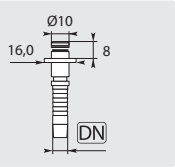

Plug.
Brass.
Type 03

R+M Nr.	DN
316 951 6	6



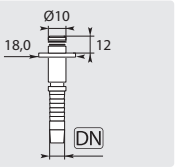

Plug.
Zinc-plated steel. Type 03 & 04

R+M Nr.	DN
316 951 8	6



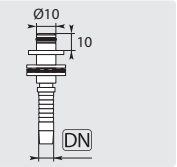

Swivel ⌀ 10 mm.
Stainless steel.
Type 03 & 04

R+M Nr.	DN
316 93	6



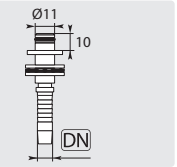

Swivel ⌀ 11 mm.
Stainless steel.
Type 03 & 04

R+M Nr.	DN
316 94	6
316 96	8
316 961 0	10



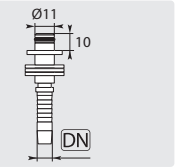

Swivel ⌀ 11 mm.
Stainless steel.
Type 03 & 04

R+M Nr.	DN
316 961	8

Crimp nipples

Crimp nipples



1/4" F.
Stainless steel

R+M Nr.	DN
314 79	6
314 89	8
314 99	10

Seal kits crimp nipples



O-ring. Type 01

R+M Nr.	VPE
790 10	1
790 100	100



O-ring. Viton.
Type 02

R+M Nr.	VPE
790 20	1
790 201 00	100



O-ring. Type 03

R+M Nr.	TYP	
790 55	10 mm	
790 57	11 mm	



Back ring. Type 04

R+M Nr.	TYP	
790 58	10 mm	
790 59	11 mm	



O-ring. Type 05

R+M Nr.
791 032 4

Seal kit ST-44



R+M Nr.
568 001 1

Quick screws

Quick screw for crimp nipples

» M22 F.
» Stainless steel.
» Max. 500 bar





R+M Nr.	⌀
319 209	16.4



R+M Nr.	⌀
319 219	16.4



R+M Nr.	⌀
319 269	16.4



R+M Nr.	⌀
319 259	16.4



HEX 24

R+M Nr.	⌀
040 000 824	16.4

Quick screw for crimp nipples

» Brass.
» Max. 400 bar





M22 F

R+M Nr.	⌀
319 20	16.4



M22 F

R+M Nr.	⌀
319 21	16.4



M22 F

R+M Nr.	⌀
319 26	16.4



M22 F

R+M Nr.	⌀
319 25	16.4



M22 F. HEX 24

R+M Nr.	⌀
010 000 721	16.4



M22 F

R+M Nr.	⌀
319 201	17.3



M21 F

R+M Nr.	⌀
200 042 154	16.4



M21 F

R+M Nr.	⌀
319 10	16.4



M22 F

R+M Nr.	⌀
319 231	17.3

Quick screw for crimp nipples

» Zinc-plated steel.
» Max. 400 bar



M22 x 1.5 F

R+M Nr.	⌀
319 28	16.3

Crimp cartridges suitable for different hose models

Plastic

DN	R+M Nr.	hoses	TYP	⌀	↕	M
5	310 10	RR-120	ns	11.2 mm	17 mm	zinc-plated steel
5	310 10	RR-200	ns	11.2 mm	17 mm	zinc-plated steel
6	310 20	6-160	ns	13.3 mm	25 mm	zinc-plated steel
5	310 10	blupur	ns	11.2 mm	17 mm	zinc-plated steel
6	310 20	CARWASH COMFORT	ns	13.3 mm	25 mm	zinc-plated steel
6	310 209	CARWASH COMFORT	ns	13.3 mm	25 mm	stainless steel
8	310 807 08	CARWASH COMFORT	ns	15.3 mm	30 mm	zinc-plated steel
12	313 301	blufood	ns	23.0 mm	34 mm	zinc-plated steel
12	313 329	blufood	ns	23.0 mm	34 mm	stainless steel
12	313 329	**PURe**Clean365+®	ns	23.0 mm	34 mm	stainless steel





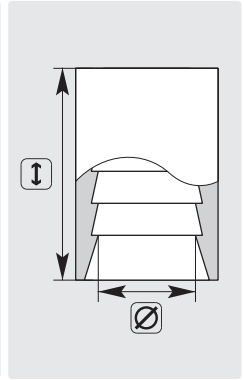

1ST

DN	R+M Nr.	hoses	TYP	⌀	↕	M
8	312 10	1ST	s	14.0 mm	31 mm	zinc-plated steel
8	312 19	1ST	s	14.0 mm	31 mm	stainless steel
10	313 10	1ST	s	16.6 mm	32 mm	zinc-plated steel
10	313 19	1ST	s	16.6 mm	32 mm	stainless steel
12	313 30	1ST	s	20.5 mm	34 mm	zinc-plated steel
12	313 39	1ST	s	19.4 mm	34 mm	stainless steel
16	313 40	1ST	s	24.0 mm	37 mm	zinc-plated steel
16	313 49	1ST	s	24.0 mm	37 mm	stainless steel
20	314 00	1ST	s	27.1 mm	43 mm	zinc-plated steel
20	313 59	1ST	s	27.8 mm	43 mm	stainless steel

1SC / 1SN

DN	R+M Nr.	hoses	TYP	⌀	↕	M
6	312 05	1SC compact	s	12.3 mm	31 mm	zinc-plated steel
6	312 00	1SN	s	13.2 mm	30 mm	zinc-plated steel
6	312 001	1SN	ns	14.4 mm	31 mm	zinc-plated steel
6	312 09	1SN	s	13.1 mm	30 mm	stainless steel
8	312 10	1SN 210 bar	s	14.0 mm	31 mm	zinc-plated steel
8	312 101	1SN 210 bar	ns	16.0 mm	30 mm	zinc-plated steel
8	312 19	1SN 210 bar	s	14.0 mm	31 mm	stainless steel
8	312 191	1SN 210 bar	ns	17.8 mm	31 mm	stainless steel
8	312 10	1SN 315 bar	s	14.0 mm	31 mm	zinc-plated steel
8	312 101	1SN 315 bar	ns	16.0 mm	30 mm	zinc-plated steel
8	312 19	1SN 315 bar	s	14.0 mm	31 mm	stainless steel
8	312 191	1SN 315 bar	ns	17.8 mm	31 mm	stainless steel
10	313 10	1SN	s	16.6 mm	32 mm	zinc-plated steel
10	313 101	1SN	ns	18.3 mm	32 mm	zinc-plated steel
10	313 19	1SN	s	16.6 mm	32 mm	stainless steel
10	313 191	1SN	ns	20.0 mm	34 mm	stainless steel
10	313 192	1SN	ns	19.6 mm	32 mm	stainless steel
12	313 30	1SN	s	20.5 mm	34 mm	zinc-plated steel
12	313 39	1SN	s	19.4 mm	34 mm	stainless steel
12	313 319	1SN	ns	22.7 mm	34 mm	stainless steel
16	313 40	1SN	s	24.0 mm	37 mm	zinc-plated steel
16	313 401	1SN	ns	26.0 mm	37 mm	zinc-plated steel
16	313 49	1SN	s	24.0 mm	37 mm	stainless steel
20	314 00	1SN	s	27.1 mm	43 mm	zinc-plated steel
20	313 59	1SN	s	27.8 mm	43 mm	stainless steel
20	313 69	1SN	ns	30.3 mm	42 mm	stainless steel
25	313 601	1SN	ns	36.8 mm	50 mm	zinc-plated steel
25	313 659	1SN	ns	39.0 mm	48 mm	stainless steel

2ST / 2SN

DN	R+M Nr.	hoses	TYP	⌀	↕	M
6	312 04	2ST / 2SN	s	14.2 mm	30 mm	zinc-plated steel
8	312 20	2ST / 2SN	s	15.7 mm	30 mm	zinc-plated steel
8	312 29	2ST / 2SN	s	15.7 mm	30 mm	stainless steel
8	312 201	2SN	ns	17.5 mm	30 mm	zinc-plated steel
10	313 192	2SN	ns	19.6 mm	32 mm	stainless steel
10	313 192	2ST	s	19.6 mm	32 mm	stainless steel
10	313 20	2ST / 2SN	s	18.1 mm	32 mm	zinc-plated steel
10	313 29	2ST / 2SN	s	18.0 mm	32 mm	stainless steel
10	313 201	2SN	ns	18.0 mm	32 mm	zinc-plated steel
12	313 35	2ST / 2SN	s	22.0 mm	34 mm	zinc-plated steel
12	313 359	2ST / 2SN	s	21.0 mm	35 mm	stainless steel
20	313 69	2SN	ns	30.3 mm	42 mm	stainless steel
20	313 69	2ST	s	30.3 mm	42 mm	stainless steel
25	313 601	2SN	ns	36.8 mm	50 mm	zinc-plated steel
25	313 659	2SN	ns	39.0 mm	48 mm	stainless steel
25	313 659	2ST	s	39.0 mm	48 mm	stainless steel

2SC

DN	R+M Nr.	hoses	TYP	⌀	↕	M
6	312 00	2SC	s	13.2 mm	30 mm	zinc-plated steel
6	312 09	2SC	s	13.1 mm	30 mm	stainless steel
8	312 10	2SC	s	14.0 mm	31 mm	zinc-plated steel
8	312 19	2SC	s	14.0 mm	31 mm	stainless steel
10	313 10	2SC	s	16.6 mm	32 mm	zinc-plated steel
10	313 19	2SC	s	16.6 mm	32 mm	stainless steel
10	313 192	2SC	ns	19.6 mm	32 mm	stainless steel
12	313 39	2SC	s	19.4 mm	34 mm	stainless steel
20	313 69	2SC	ns	30.3 mm	42 mm	stainless steel
25	313 659	2SC	ns	39.0 mm	48 mm	stainless steel

R+M

DN	R+M Nr.	hoses	TYP	⌀	↕	M
4	310 05	R+M 1 Bronze	ns	10.3 mm	12 mm	zinc-plated steel
6	310 20	Flexy 300	ns	13.3 mm	25 mm	zinc-plated steel
6	310 209	Flexy 300	ns	13.3 mm	25 mm	stainless steel
6	312 09	Flexy 500	ns	13.1 mm	30 mm	stainless steel
10	313 10	Galvanator	s	16.5 mm	32 mm	zinc-plated steel
10	313 19	Galvanator	s	16.6 mm	32 mm	stainless steel
10	313 15	2SC 500 bar	s	18.3 mm	34 mm	zinc-plated steel
10	313 29	2SN 500 bar	s	18.0 mm	32 mm	stainless steel
10	313 19	2SC 500 bar	s	16.6 mm	32 mm	stainless steel
12	313 301	Foodjet	ns	23.0 mm	34 mm	zinc-plated steel
12	313 319	Foodjet	ns	22.7 mm	34 mm	stainless steel

s = to skive, ns = not to skive

Symbols DN nominal diameter ⌀ diameter ↕ height M material TYP type VPE packing unit

Re-usable screw nipples

Re-usable screw nipples, BSP thread

» Zinc-plated steel





DN	○	R+M Nr.	TYP	R+M Nr.	TYP
6	1/4"	328 05	DKR		
8	3/8"	328 20	DKR	328 10	AGR
10	3/8"	328 40	DKR	328 30	AGR
12	1/2"	328 46	DKR	328 45	AGR

Re-usable screw nipples with metric thread

» Zinc-plated steel







DN	○	R+M Nr.	TYP	R+M Nr.	TYP	R+M Nr.	TYP
6	M14 x 1.5	328 48	DKOL				
8	M16 x 1.5	328 60	DKOL	328 50	CEL		
8	M22 x 1.5					320 60	QSC
10	M18 x 1.5	328 80	DKOL	328 70	CEL		

Screw cartridges



» Zinc-plated steel
» Not to skive

Hose with single wire braid - SAE 100

R+M Nr.	DN	hose
327 05	6	1SN 06
327 15	8	1SN 08
327 35	10	1SN 10
327 55	12	1SN 12

Hose with double wire braid - DIN standard

R+M Nr.	DN	hose
327 25	8	2SN 08
327 45	10	2SN 10

Screw fittings for blufood®



1/2" M with 60° cone. Stainless steel. Max. 50 bar

R+M Nr.	DN
329 012 129	12



1/2" F with 60° cone. Stainless steel. Max. 50 bar

R+M Nr.	DN
329 112 129	12



DKR 1/2" flat sealing. Stainless steel. Max. 50 bar.

R+M Nr.	DN
329 312 129	12

Screw fittings for PUReClean365+®



1/2" M with 60° cone. Stainless steel. Max. 50 bar

R+M Nr.	DN
329 412 129	12



1/2" F with 60° cone. Stainless steel. Max. 50 bar

R+M Nr.	DN
329 512 129	12



1/2" F. Stainless steel. Max. 50 bar. Flat sealing

R+M Nr.	DN
329 612 129	12

Hose fittings pre-assembled

suitable for blufood and **PURe**Clean365+®



AGR 1/2". Stainless steel. Max. 150 bar

R+M Nr.	DN
315 665	12





DKR 1/2". Stainless steel. Max. 150 bar

R+M Nr.	DN
316 429 5	12



Hose holder

Hose holder



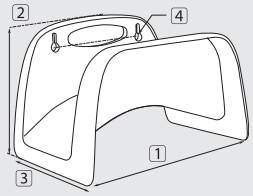

R+M Nr.	M	holding capacity	1	2	3	4
110 00	plastic	1/2" = 40 m / 3/4" = 30 m	260	170	170	140

Hose holder aluminium



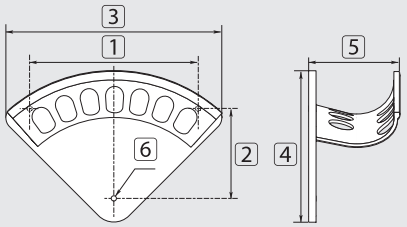

R+M Nr.	TYP	holding capacity	1	2	3	4	5	6
110 01	S	1/4" = 30 m / 3/8" = 20 m	155	77	188	145	70	⌀ 5.5
110 02	M	3/8" = 30 m / 1/2" = 20 m	255	107	266	200	108	⌀ 6.0
110 03	L	1/2" = 30 m / 3/4" = 20 m	272	145	348	255	143	⌀ 8.0
110 031	XL	3/4" = 30 m / 1" = 20 m	366	162	417	307	187	⌀ 10.0



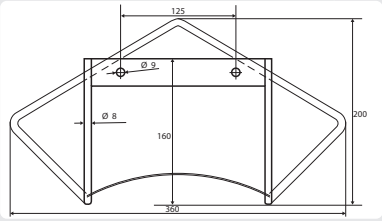

Holding capacity 1/2" = 40 m / 3/4" = 30 m. Hole size 125 mm. W x H x D = 360 x 200 x 170 mm

R+M Nr.	M
110 06	polished stainless steel, 1.4301

Hose holder



Holder with hooks. Suitable for scaffolding

R+M Nr.	M
110 10	zinc-plated steel

Hose press



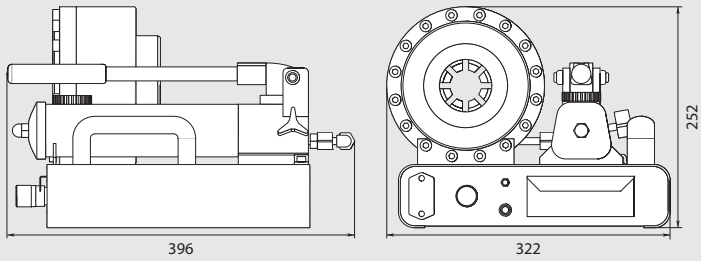

R+M Nr.	pressing jaws incl.
300 0	5 sets (12 - 27 mm)

The P16 HP hose press is an innovative, high quality machine which is especially designed for the assembly and repair of hose lines. The handling of the press is easily learnt. Fundamental features of the P16 HP:

» access to press head on both sides
» compact model
» two-stage hand pump
» variable adjustment of press measures
» check of press measures by signal light
» carrying handle
» integrated drawer in the housing for storing the pressing jaws

Spare pressing jaws

TYP	press area	R+M Nr.
P16 HP-10 *	10 - 12 mm	300 001 0
P16 HP-12	12 - 14 mm	300 001 2
P16 HP-14	14 - 16 mm	300 001 4
P16 HP-16	16 - 19 mm	300 001 6
P16 HP-19	19 - 23 mm	300 001 9
P16 HP-23	23 - 27 mm	300 002 3
P16 HP-27 *	27 - 31 mm	300 002 7
P16 HP-31 *	31 - 36 mm	300 003 1

Technical specifications

length of basic jaws	64 mm
max. opening diameter	min. press diameter + 20 mm
press performance	2-steel wire hose up to DN 25
press area	⌀ 10 - 45 mm
max. press power	720 kN
power	3.62 cm³ / 0.90 cm³
pressure	14 bar / 630 bar
weight (without oil)	20 kg

* pressing jaws excluded

Symbols ⌀ diameter M material TYP type shipment by truck DN nominal diameter ○ thread



Coupling-system ST-245 190
Crimp nipples 182
Drain jet extension 192
Driver for rotating nozzles 194
Egg-type Nozzles 197
Egg-type Radial-Nozzles 197
High pressure hoses with smooth cover - 500 bar 180
HYDRO-Excavation Nozzles 196
Hydro-Excavation-Nozzle ST-458 196
Jetter Valves 192
Long Cast Nozzle 198
Milling Type Nozzles ST-49 187
Mini-nozzles for sewer cleaning 186
Nozzle Inserts 194
Reduction nipple 182
Rotating nozzle adaptor 191
Rotating nozzles with drivers 194
Sewer cleaning hose assemblies 178-181
Sewer cleaning hose assemblies with mini-nozzle 180
Sewer cleaning nozzles 195
Small plough jet nozzle 191
ST-33 high Pressure Filter 182
ST-49 Ball type nozzle, 20° 189
ST-49 Ball type nozzle, 30° 188
ST-49 nozzles for sewer cleaning 185-186
ST-49.2 Rotating nozzles 193
ST-49.2 VIBRA Rotating nozzles 193
ST-540 foot valves 182
ST-71 hose reel with sewer cleaning hose 182
Sting extension 192
Suttner mini rotating nozzles for sewer cleaning ST-49.3 184
Suttner nozzles for sewer cleaning ST-49 183
Suttner rotating nozzles for sewer cleaning ST-49.1 184
Tip cleaner 192
Towing-Eye Kit ST-49 192

Sewer cleaning hose assemblies

without nozzle

QSC : male thread + O-ring			Plug : male thread + O-ring				
M22 : 1/8"	M22 : 1/4"	M21 : 1/8"	KW : 1/8"	KW : 1/4"	KW : 1/8"	K : 1/8"	K : 1/8"
							

Hoses with single wire braid and *smooth* cover

TYP	DN	P	℃	↔	R+M Nr.	R+M Nr.	R+M Nr.	R+M Nr.	R+M Nr.	R+M Nr.	R+M Nr.	R+M Nr.
Flexy	6	300 bar	100 °C	10 m	420 300 010	420 301 010	420 315 010	420 335 010	420 336 010	420 330 010	420 345 010	
				15 m	420 300 015	420 301 015	420 315 015	420 335 015	420 336 015	420 330 015	420 345 015	
				20 m	420 300 020	420 301 020	420 315 020	420 335 020	420 336 020	420 330 020	420 345 020	
				25 m	420 300 025	420 301 025	420 315 025	420 335 025	420 336 025	420 330 025	420 345 025	
				30 m	420 300 030	420 301 030	420 315 030	420 335 030	420 336 030	420 330 030	420 345 030	

Plastic hoses with single fabric braid

TYP	DN	P	℃	↔	R+M Nr.	R+M Nr.	R+M Nr.	R+M Nr.	R+M Nr.	R+M Nr.	R+M Nr.	R+M Nr.
Polya	5	200 bar	20 °C	10 m	410 000 010		410 015 010	410 035 010		410 030 010		410 045 010
				15 m	410 000 015		410 015 015	410 035 015		410 030 015		410 045 015
				20 m	410 000 020		410 015 020	410 035 020		410 030 020		410 045 020
				25 m	410 000 025		410 015 025	410 035 025		410 030 025		410 045 025
				30 m	410 000 030		410 015 030	410 035 030		410 030 030		410 045 030
Polya	5	120 bar	20 °C	10 m	400 000 010		400 015 010	400 035 010		400 030 010		400 045 010
				15 m	400 000 015		400 015 015	400 035 015		400 030 015		400 045 015
				20 m	400 000 020		400 015 020	400 035 020		400 030 020		400 045 020
				25 m	400 000 025		400 015 025	400 035 025		400 030 025		400 045 025
				30 m	400 000 030		400 015 030	400 035 030		400 030 030		400 045 030

without nozzle

Plug : M + O-ring	M : M + O-ring		M thread + O-rings	
ST-247 : 1/8"	M22 : 1/8"	M22 : 1/4"	1/8" : 1/8"	1/4" : 1/4"
				

As required our sewer cleaning hoses have a safety clearance marking directly on the hose which is placed 0.5 m of the nozzle.



Hoses with single wire braid and *smooth* cover

TYP	DN	P	℃	↔	R+M Nr.	R+M Nr.	R+M Nr.	R+M Nr.	R+M Nr.
Flexy	6	300 bar	100 °C	10 m	420 361 010	420 310 010	420 311 010	420 340 010	420 342 010
				15 m	420 361 015	420 310 015	420 311 015	420 340 015	420 342 015
				20 m	420 361 020	420 310 020	420 311 020	420 340 020	420 342 020
				25 m	420 361 025	420 310 025	420 311 025	420 340 025	420 342 025
				30 m	420 361 030	420 310 030	420 311 030	420 340 030	420 342 030

Plastic hoses with single fabric braid

TYP	DN	P	℃	↔	R+M Nr.	R+M Nr.	R+M Nr.	R+M Nr.	R+M Nr.
Polya	5	200 bar	20 °C	10 m		410 010 010		410 040 010	
				15 m		410 010 015		410 040 015	
				20 m		410 010 020		410 040 020	
				25 m		410 010 025		410 040 025	
				30 m		410 010 030		410 040 030	
Polya	5	120 bar	20 °C	10 m		400 010 010		400 040 010	
				15 m		400 010 015		400 040 015	
				20 m		400 010 020		400 040 020	
				25 m		400 010 025		400 040 025	
				30 m		400 010 030		400 040 030	

Sewer cleaning hose assemblies

with nozzle

					Quick screw couplings		Plug					M thread
					M22 : 1/8"	M21 : 1/8"	KW : 1/8"	KW : 1/8"	K : 1/8"		ST-247 : 1/8"	M22 : 1/8"
					 K	 W	 A	 A	 K	 K		 Kr
Hoses with single wire braid and *smooth* cover												
TYP	DN	P	℃	↔	R+M Nr.	R+M Nr.	R+M Nr.	R+M Nr.	R+M Nr.	R+M Nr.	R+M Nr.	R+M Nr.
Flexy	6	300 bar	100 °C	10 m	420 302 010	420 317 010	420 337 010	420 332 010	420 347 010		420 363 010	420 312 010
				15 m	420 302 015	420 317 015	420 337 015	420 332 015	420 347 015		420 363 015	420 312 015
				20 m	420 302 020	420 317 020	420 337 020	420 332 020	420 347 020		420 363 020	420 312 020
				25 m	420 302 025	420 317 025	420 337 025	420 332 025	420 347 025		420 363 025	420 312 025
				30 m	420 302 030	420 317 030	420 337 030	420 332 030	420 347 030		420 363 030	420 312 030
Plastic hoses with single fabric braid												
TYP	DN	P	℃	↔	R+M Nr.	R+M Nr.	R+M Nr.	R+M Nr.	R+M Nr.	R+M Nr.	R+M Nr.	R+M Nr.
Polya	5	200 bar	20 °C	8 m	410 002 008	410 017 008	410 037 008	410 032 008		410 047 008		410 012 008
				10 m	410 002 010	410 017 010	410 037 010	410 032 010		410 047 010		410 012 010
				15 m	410 002 015	410 017 015	410 037 015	410 032 015		410 047 015		410 012 015
				20 m	410 002 020	410 017 020	410 037 020	410 032 020		410 047 020		410 012 020
				25 m	410 002 025	410 017 025	410 037 025	410 032 025		410 047 025		410 012 025
				30 m	410 002 030	410 017 030	410 037 030	410 032 030		410 047 030		410 012 030
				40 m	410 002 040	410 017 040	410 037 040	410 032 040		410 047 040		410 012 040
Polya	5	120 bar	20 °C	10 m	400 002 010	400 017 010	400 037 010	400 032 010		400 047 010		400 012 010
				15 m	400 002 015	400 017 015	400 037 015	400 032 015		400 047 015		400 012 015
				20 m	400 002 020	400 017 020	400 037 020	400 032 020		400 047 020		400 012 020
				25 m	400 002 025	400 017 025	400 037 025	400 032 025		400 047 025		400 012 025
				30 m	400 002 030	400 017 030	400 037 030	400 032 030		400 047 030		400 012 030

without nozzle

					QSC : male thread		M : M	Plug KW : M thread		M : M	with nozzle	rotating nozzle
					M22 : 1/8"	M21 : 1/8"	1/8" : 1/8"	KW : 1/8"			Plug KW	
					 K	 W		 A			 A	 A
Plastic hoses with single wire braid												
TYP	DN	P	℃	↔	R+M Nr.	R+M Nr.	R+M Nr.	R+M Nr.	R+M Nr.	R+M Nr.	R+M Nr.	R+M Nr.
R+M 1	4	300 bar	99 °C	10 m	411 000 010	411 015 010	411 040 010	411 035 010		411 010 010	411 037 010	411 038 010
				15 m	411 000 015	411 015 015	411 040 015	411 035 015		411 010 015	411 037 015	411 038 015
				20 m	411 000 020	411 015 020	411 040 020	411 035 020		411 010 020	411 037 020	411 038 020
				25 m	411 000 025	411 015 025	411 040 025	411 035 025		411 010 025	411 037 025	411 038 025
				30 m	411 000 030	411 015 030	411 040 030	411 035 030		411 010 030	411 037 030	411 038 030

Symbols DN nominal diameter P pressure ℃ temperature ↔ length TYP type

Sewer cleaning hose assemblies



Plastic hoses with single fabric braid

TYP	DN	P	℃	↔	with nozzle Male thread M22 : 1/8" R+M Nr.	without nozzle M thread + O-ring M22 : 1/8" R+M Nr.	without nozzle M thread + O-ring 1/8" : 1/8" R+M Nr.
Polya	5	200 bar	20 °C	8 m	412 012 008	412 010 008	412 040 008
				10 m	412 012 010	412 010 010	412 040 010
				15 m	412 012 015	412 010 015	412 040 015
				20 m	412 012 020	412 010 020	412 040 020
				25 m	412 012 025	412 010 025	412 040 025
				30 m	412 012 030	412 010 030	412 040 030
				40 m	412 012 040	412 010 040	412 040 040



Hoses with single wire braid and *smooth* cover

TYP	DN	P	℃	↔	with nozzle QSC M22 : 1/8" R+M Nr.	no nozzle QSC : m + O-ring M22 : 1/8" R+M Nr.
Flexy	6	300 bar	100 °C	10 m	420 302 321 0	420 300 321 0
				15 m	420 302 321 5	420 300 321 5
				20 m	420 302 322 0	420 300 322 0
				25 m	420 302 322 5	420 300 322 5
				30 m	420 302 323 0	420 300 323 0

High pressure hoses with *smooth* cover - 500 bar



Hoses with double wire braid and *smooth* cover

TYP	DN	P	℃	↔	without nozzle Fittings stainless steel QSC : Male thread M22 : 1/8" R+M Nr.	without nozzle Fittings stainless steel QSC : Male thread M22 : 1/4" R+M Nr.	without nozzle Fittings stainless steel M thread : M thread 1/4" : 1/4" R+M Nr.
Flexy	6	500 bar	150 °C	10 m	424 300 010 9	424 301 010 9	424 344 010 9
				15 m	424 300 015 9	424 301 015 9	424 344 015 9
				20 m	424 300 020 9	424 301 020 9	424 344 020 9

Sewer cleaning hose assemblies with mini-nozzle



R+M Nr.	DN	D	P	℃	↔
495 334 000 5	2	03	350 - 500 bar	60 °C	0.5 m
495 334 002 0	2	03	350 - 500 bar	60 °C	2.0 m
495 334 005 0	2	03	350 - 500 bar	60 °C	5.0 m
495 334 008 0	2	03	350 - 500 bar	60 °C	8.0 m
495 334 010 0	2	03	350 - 500 bar	60 °C	10.0 m
495 334 015 5	2	03	350 - 500 bar	60 °C	15.5 m
495 334 020	2	03	350 - 500 bar	60 °C	20.0 m
495 334 025	2	03	350 - 500 bar	60 °C	25.0 m

Heat exchangers in thermal power stations or conveyor pipes in the food industry are often sewers of 10 to 12 mm in diameter. In order to clean them effectively from the inside a device for sewer cleaning with small diameters and high pressures is required.

We have also in this case the best possible solution for you!

"small" as desired and "powerful" with great performance.

We are talking about the new mini-device for sewer cleaning. Being only 9 mm in diameter the nozzle withstands the working pressure of up to 500 bar. Completely sensational or what do you think? The nozzle for sewer cleaning is made out of stainless steel and equipped with three jet outlets to the back and one forward.

The mini-nozzle for sewer cleaning is supplied with a black plastic hose with a nominal diameter of 2 and assembled with 1/8" M. The device is so suitable for all common high pressure cleaner.

Sewer cleaning hose assemblies

sewerclean365+ **PU-sewer cleaning hose**

» cut- and abrasion-resistant
» extremely long operating life
» highly tearproof by two-fold braid of aramid fibres and polyurethane surface
» good swimming features
» ageing resistant and weather-resistant surface
» -40 °C - +60 °C, -40 °F - +140 °F





DKR : M

1/2" : 1/2"



All hoses are supplied together with a test certificate according to EN 10204.3.1.1.

DN	P	⌀	⌀	BP	↔	R+M Nr.
12	275 bar	12.7 mm	23.4 mm	840 bar	40 m	432 457 120 040
					60 m	432 457 120 060
					80 m	432 457 120 080
					100 m	432 457 120 100
					120 m	432 457 120 120

sewerstar365+ **rubber-sewer cleaning hose**

» highly abrasion-resistant with an extremely long operating life
» high flexibility by especially developed rubber compound
» extremely abrasion-resistant, ageing resistant and weather-resistant surface
» easy handling by low weight
» excellent pressure resistance and tensile strength
» very low bending radius
» wire braid for high stability
» interior and surface are made out of NBR/SBR
» -40 °C - +150 °C, -40 °F – +302 °F





DKR : M

1/2" : 1/2"



3/8" : 3/8"



3/8" : 1/4"



DN	P	⌀	⌀	BP	↔	R+M Nr.	R+M Nr.	R+M Nr.
08	500 bar	7.9 mm	15.0 mm	1,260 bar	40 m		432 558 080 040	432 556 080 040
					80 m		432 558 080 080	432 556 080 080
10	280 bar	9.8 mm	16.9 mm	740 bar	40 m	432 557 100 040	432 558 100 040	
					60 m	432 557 100 060	432 558 100 060	
					80 m	432 557 100 080	432 558 100 080	
					100 m	432 557 100 100	432 558 100 100	
					120 m	432 557 100 120	432 558 100 120	
12	250 bar	12.7 mm	22.6 mm	640 bar	40 m	432 557 120 040		
					60 m	432 557 120 060		
					80 m	432 557 120 080		
					100 m	432 557 120 100		
					120 m	432 557 120 120		

Symbols DN nominal diameter ⌀ internal diameter ⌀ diameter P pressure BP burst pressure ℃ temperature shipment by truck D nozzle

ST-71 hose reel with sewer cleaning hose



The ST-71 hose reel is equipped with a 15 m Flexy sewer cleaning hose DN 6. The frame of the reel is made out of stainless steel and the reel is made out of plastic.

The space-saving and orderly solution can either be hung up at the wall or refitted in high pressure cleaner.

The hose can be used as extension of high pressure hoses or as sewer cleaning hose.

Max. 300 bar / 100 °C

R+M Nr.	⟲	⟳
200 071 615	1/4" M	M22 M
200 071 620	1/8" M	M22 M
200 071 625	M22 F	M22 M
200 071 626	M22 F swivel	M22 M

ST-540 foot valves



Incl. HP-gun ST-2605. Material housing powder-coated steel.
Rubber feet.
Max. 350 bar / 45 l/min / 150 °C

R+M Nr.	⟲	⟳
200 540 500	1/4" M	3/8" F



Incl. HP-gun ST-2750. Material housing powder-coated steel.
Rubber feet.
Max. 500 bar / 30 l/min / 150 °C

R+M Nr.	⟲	⟳
200 540 550	1/4" M	3/8" F



Incl. HP-gun ST-2750. Material housing powder-coated steel.
Rubber feet.
Max. 500 bar / 30 l/min / 150 °C

R+M Nr.	⟲	⟳
200 540 560	M22 M	M22 M

ST-33 high Pressure Filter



Brass with stainless steel filter. Bidirectional.
Max. 400 bar / 40 l/min. / 150 °C

R+M Nr.	↕	○	○
200 033 855	45.6 mm	1/4" M	1/4"F

Crimp nipples

Stainless steel. Flat sealing

R+M Nr.	DN	○
315 393	8	1/4"
315 593	8	3/8"
315 693	10	3/8"
315 663	12	1/2"





Reduction nipple



Stainless steel. 500 bar

R+M Nr.	⟲	⟳
040 002 207	1/4" F	1/8" M

Protective clothing is shown on the pages 537-538.

Symbols D nozzle DN nominal diameter ⟲ outlet ⟳ inlet ⌀ diameter ○ thread ↕ height

Suttner nozzles for sewer cleaning ST-49

Nozzles without centric hole

With 3 or 4 rear jets (45°) for maximum thrust and simultaneously, a flushing away of the waste material. Stainless steel.
Max. 250 bar



1/8" F. ⌀ 15 mm. Stainless steel



1/4" F. ⌀ 19 mm. Stainless steel



3/8" F. ⌀ 24 mm. Stainless steel

D	R+M Nr.	R+M Nr.	R+M Nr.
035	650 01	651 05	
04	650 05	651 04	
045	650 00	651 00	
05		651 08	
055	650 09	651 16	
06	650 10	651 10	
07			651 84
090	650 40	651 40	
12		651 48	

Nozzles with centric hole

Cleaning of clogged pipes. With centric front jet and 3 or 4 rear jets (45°).
Front jet for penetrating of completely clogged pipes and frozen pipelines, rear jets for flushing away of the waste material.
Stainless steel. Max. 250 bar



1/8" F. ⌀ 15 mm. Stainless steel



1/4" F. ⌀ 19 mm. Stainless steel



3/8" F. ⌀ 24 mm. Stainless steel

D	R+M Nr.	R+M Nr.	R+M Nr.
035			
04	122 370 170	651 14	651 88
045		651 12	
05	650 60	651 13	
055	650 50	651 15	651 87
06	650 55	651 18	
065	650 56		651 89
075	650 20	651 20	
08			651 86
090		651 25	
10	650 30	651 30	651 85
11		651 46	
12			651 83
15			651 82
20			651 81

Suttner rotating nozzles for sewer cleaning ST-49.1

Rotating nozzles ST-49.1 without centric hole



1/8" F. ⌀ 19 mm. Max. 250 bar

D	R+M Nr.
04	
045	200 049 825
05	200 049 830
055	200 049 835
06	200 049 840
07	200 049 845
08	200 049 850
090	
10	
12	
15	
20	



1/4" F. ⌀ 19 mm. Max. 250 bar

R+M Nr.	R+M Nr.	R+M Nr.
200 049 794		
200 049 795		
200 049 800		
200 049 805		
200 049 810		
200 049 815		
200 049 820		
	651 61 *	
200 049 821		
200 049 822		651 62 **
200 049 823		
200 049 824		



3/8" F. ⌀ 24 mm. Max. 250 bar

R+M Nr.
200 049 860
200 049 870
200 049 880
200 049 890
200 049 891
200 049 892
200 049 893
200 049 894
200 049 895

ST-49.1 with centric hole



3/8"F. ⌀ 24 mm. Max. 250 bar

D	R+M Nr.
10	200 049 896
12	200 049 897
15	200 049 898
18	200 049 899

Suttner mini rotating nozzles for sewer cleaning ST-49.3

1/8“ F. Nozzle with thrust. ⌀ 12 mm.
Ideal for cleaning or flushing out pipes as well as adjoining lateral pipes at any angle. Small pump capacities required, only.
2 rotating radial jets (90°) to the pipe wall for best cleaning results.
2 rotating rear jets (45°) for forward thrust and flushing away of the waste material.
Suitable for pipes from 14 - 50 mm.
Hardened stainless steel.
Max. 500 bar

Applications:
» Cleaning of deposits
» Cleaning of grease, fat and organic deposits
» To clean heat exchangers



R+M Nr.	D
200 049 950	05
200 049 970	07



* Two side jets
** Additional two side jets and three front jets. Reduced thrust, only.

Symbols D nozzle ⌀ diameter inlet rear jets flow

ST-49 nozzles for sewer cleaning

Sewer cleaning nozzles with male thread



Due to its conical front design this is the ideal solution to make its way through tight bends and traps. Ideal for hobby and semi-professional use. rear jets for maximum thrust. Nozzle drillings as stepped bore for protection against mechanical impact.
Outside ⌀ 15 mm.
Brass.
Max. 210 bar / 16 l/min

R+M Nr.		D	
121 000 360	1/4" M	035	3



Due to its conical front design this is the ideal solution to make its way through tight bends and traps. rear jets for maximum thrust and high cleaning impact. Front jet to blast through roots and scale or de-icing. Nozzle drillings as stepped bore for best protection against mechanical impact.
Outside ⌀ 15 mm.
Stainless steel.
Max. 350 bar / 17 l/min

R+M Nr.		D	
121 160 360	1/4" M	040	3



Due to its conical front design this is the ideal solution to make its way through tight bends and traps. rear jets for maximum thrust and best wall coverage. Front jet to blast through roots and scale or de-icing. Nozzle drillings as stepped bore for best protection against mechanical impact.
Outside ⌀ 17 mm.
Stainless steel.
Max. 350 bar / 25 l/min

R+M Nr.		D	
123 160 860	3/8" M	060	8



Compact and heavy construction with rear jets.
For standard cleaning and desilting applications.
Outside ⌀ 25 mm. Stainless steel.
Max. 500 bar / 40 l/min

R+M Nr.		D	
120 000 312	1/2" M	080	3



Drain cleaning nozzle suitable for use on most van and trailer mounted cleaning machines. rear jets for higher thrust.
Front jet to blast through roots and scale or de-icing.
Conical head for tight bends and offsets.
Outside ⌀ 24.2 mm. Stainless steel. Max. 500 bar / 45 l/min

R+M Nr.		D	
120 110 410	1/2" M	090	4 (30°)

Sewer cleaning nozzles with female thread



Due to its very compact design this is the ideal solution for tight elbows. rear jets for maximum thrust and powerful cleaning impact.
*Front jet to blast through roots and scale or de-icing.
1/8" F. Outside ⌀ 15 mm.
Hardened stainless steel.
Max. 500 bar

R+M Nr.	D		
120 155 375*	035	17 l/min	3
120 000 655	055	30 l/min	6
120 155 655*	055	35 l/min	6



Due to its very compact design this is the ideal solution for tight elbows. rear jets for maximum thrust and powerful cleaning impact.
Front jet to blast through roots and scale or de-icing.
Outside ⌀ 22 mm.
Hardened stainless steel.
Max. 500 bar / 30 l/min.

R+M Nr.		D	
120 163 391	1/4" F	050	3



Due to its very compact design this is the ideal solution for tight elbows. rear jets for maximum thrust and best wall coverage.
Outside ⌀ 22 mm.
Hardened stainless steel.
Max. 500 bar / 30 l/min

R+M Nr.		D	
120 000 675	1/4" F	060	6



Due to its conical front design this is the ideal solution to make its way through tight bends and traps. rear jets for maximum thrust and powerful cleaning impact.
Front jet to blast through roots and scale or de-icing.
Outside ⌀ 22 mm.
Hardened stainless steel.
Max. 500 bar / 25 l/min

R+M Nr.		D	
120 163 390	1/4" F	045	3
120 163 397	1/4" F	065	6
120 163 398	1/4" F	080	6

ST-49 nozzles for sewer cleaning

Sewer cleaning nozzles with female thread

Hydro Mole

With its 3 very strong concentrated forward jets the Hydro Mole will tear through almost any kind of blockage.
Front jets to blast thru roots and scale or for de-icing.

Nozzle drilling as stepped bore for best protection against mechanical impact.
Made of wear-resistant, hardened stainless steel.



Outside ⌀ 22 mm.
Hardened stainless steel.
Max. 500 bar / 35 l/min.

R+M Nr.	G	D
120 460 385	1/4" F	070



Outside ⌀ 22 mm.
Hardened stainless steel.
Max. 500 bar / 32 l/min.

R+M Nr.	G	D
120 163 392	1/4" F	065



Outside ⌀ 25 mm.
Hardened stainless steel.
Max. 500 bar / 32 l/min.

R+M Nr.	G	D
120 163 393	3/8" F	065

Grease ball



rear jets for extreme thrust and highest wall coverage of the pipe. Designed for the ability to clean grease off the sidewall of pipes but has proven to be great on root chokes, too. Completely spherical shape.
Nozzle drilling as stepped bore for best protection against mechanical impact.
Hardened stainless steel.
Max. 500 bar

R+M Nr.	G	D	
120 000 860	1/4" F	080	8 (0,6 mm)

Root rat



Equipped with rear jets for maximum thrust and 3 additional nozzles (45°) right behind its nose for better cleaning results and wall coverage the nozzle has proven to be ideal on root chokes.
Hardened stainless steel.
Max. 500 bar / 30 l/min

R+M Nr.	G	D	
120 155 672	1/4" F	060	3 (30°)

Mini-nozzles for sewer cleaning

Heat exchangers in thermal power stations or conveyor pipes in the food industry are often sewers of 10 to 12 mm in diameter. In order to clean them effectively from the inside a device for sewer cleaning with small diameters and high pressures is required.

Being only 9.8 mm in diameter the nozzle withstands the working pressure of up to 500 bar.
Together with our R+M 1 / Bronze hose (30420) the complete sewer cleaning unit will be rated up to 300 bar and 100° C



Crimp nipple.
DN 4.
M7 M.
Stainless steel.
Max. 500 bar

R+M Nr.	↔
040 001 946	22



M7 F. rear jets for maximum thrust and powerful cleaning impact.
Outside ⌀ 9.8 mm.
Stainless steel.
Max. 500 bar

R+M Nr.	D	
120 000 380	030	3
120 001 380	065	3



M7 F. rear jets for maximum thrust. Additional 3 side jets (90°) for powerful cleaning impact and optimal wall coverage.
Outside ⌀ 9.8 mm. Stainless steel.
Max. 500 bar

R+M Nr.	D	
120 373 373	065	3

Milling Type Nozzles ST-49

With its 3 to 4 very strong concentrated forward jets and the sharp cutting edges the milling type nozzles will tear through almost any kind of blockage. The sharp edges cut, break and penetrate through every kind of blockage. Made out of wear-resistant, hardened stainless steel.
All nozzles are equipped with replaceable hardened stainless steel rear and centric front jets. Due to this feature the efficiency is considerably higher compared to those nozzles with drilled holes and the service life is several times longer.
Max. 300 / 350 bar

Applications:
» Penetration of completely clogged pipes
» Opening of root masses
» Opening of frozen pipelines
» Hydraulic thrust boring flushing operations



Functional principle





350 bar. 1/4" F. ↔ 50 mm, ⌀ = 25 mm, 0.13 kg.
For tubes > 30 mm.
Lateral front jets 0.5 mm drilled

R+M Nr.	D	Front	
649 010 234 045	045	3	4
649 010 234 050	050	3	4
649 010 234 055	055	3	4
649 010 244 060	060	4	4
649 010 244 070	070	4	4
649 010 244 080	080	4	4
649 010 244 085	085	4	4
649 010 244 100	100	4	4
649 010 244 120	120	4	4
649 010 244 150	150	4	4
649 010 244 200	200	4	4



350 bar. 3/8" F. ↔ 55 mm, ⌀ = 28 mm, 0.13 kg.
For tubes > 50 mm.
Lateral front jets with hardened stainless steel nozzle inserts

R+M Nr.	D	Front	
649 010 336 055	055	3	6
649 010 346 070	070	4	6
649 010 346 080	080	4	6
649 010 346 100	100	4	6
649 010 346 120	120	4	6
649 010 346 150	150	4	6
649 010 346 200	200	4	6
649 010 346 250	250	4	6
649 010 346 270	270	4	6



350 bar. 1/2" F. ↔ 68 mm, ⌀ = 31 mm, 0.17 kg.
For tubes > 60 mm
Lateral front jets with hardened stainless steel nozzle inserts

R+M Nr.	D	Front	
649 010 446 100	100	4	6
649 010 446 120	120	4	6
649 010 446 150	150	4	6
649 010 446 200	200	4	6
649 010 446 250	250	4	6
649 010 446 270	270	4	6
649 010 446 310	310	4	6
649 010 446 495	495	4	6
649 010 446 580	580	4	6



300 bar. 3/4" F. ↔ 80 mm, ⌀ = 38 mm, 0.29 kg.
For tubes > 60 mm
Lateral front jets with hardened stainless steel nozzle inserts

R+M Nr.	D	Front	
649 010 546 120	120	4	6
649 010 546 150	150	4	6
649 010 546 180	180	4	6
649 010 546 200	200	4	6
649 010 546 250	250	4	6
649 010 546 270	270	4	6
649 010 546 310	310	4	6
649 010 546 450	450	4	6
649 010 546 495	495	4	6



300 bar. 1" F. ↔ 100 mm, ⌀ = 50 mm, 0.64 kg.
For tubes > 100 mm
Lateral front jets with hardened stainless steel nozzle inserts

R+M Nr.	D	Front	
649 010 549 120	120	4	9
649 010 549 150	150	4	9
649 010 549 180	180	4	9
649 010 549 200	200	4	9
649 010 549 265	265	4	9
649 010 549 285	285	4	9
649 010 549 345	345	4	9
649 010 549 445	445	4	9
649 010 549 545	545	4	9

Symbols D nozzle ⇦ inlet ⌀ diameter ↔ length mm weight rear jets

ST-49 Ball type nozzle, 30°

Made out of wear-resistant, hardened stainless steel provided with front jet insert or blind plug (interchangeable). Angle of jet is 30°, sturdy wall thickness, long service life and a minimum of wear and tear. All nozzles are provided with hardened stainless steel inserts. Due to this feature the efficiency is considerably higher compared with those nozzles with drilled holes and the service life is several times longer.
Max. 500 bar

Applications:
- » Suitable for removal of sludge deposits
- » Desilting of pipes
- » Opening of frozen pipelines





1/4" F.
Outside ⌀ 25 mm.
rear jets, with front jet

R+M Nr.	D	
649 030 216 060	060	6
649 030 216 080	080	6
649 030 216 100	100	6
649 030 216 120	120	6
649 030 216 150	150	6
649 030 216 200	200	6



3/8" F.
Outside ⌀ 30 mm.
rear jets, with front jet

R+M Nr.	D	
649 030 314 060	060	4
649 030 314 080	080	4
649 030 314 100	100	4
649 030 314 120	120	4
649 030 314 150	150	4
649 030 314 200	200	4



3/8" F.
Outside ⌀ 30 mm.
rear jets, with front jet

R+M Nr.	D	
649 030 316 060	060	6
649 030 316 080	080	6
649 030 316 100	100	6
649 030 316 120	120	6
649 030 316 150	150	6
649 030 316 200	200	6



1/2" M. MR cone.
Outside ⌀ 30 mm.
rear jets, with front jet

R+M Nr.	D	
649 040 416 060	060	6
649 040 416 080	080	6
649 040 416 100	100	6
649 040 416 120	120	6
649 040 416 150	150	6
649 040 416 200	200	6



1/2" F.
Outside ⌀ 30 mm.
rear jets, with front jet

R+M Nr.	D	
649 030 416 060	060	6
649 030 416 080	080	6
649 030 416 100	100	6
649 030 416 120	120	6
649 030 416 150	150	6
649 030 416 200	200	6
649 030 416 315	315	6



3/4" F.
Outside ⌀ 38 mm.
rear jets, with front jet

R+M Nr.	D	
649 030 516 100	100	6
649 030 516 120	120	6
649 030 516 150	150	6
649 030 516 170	170	6
649 030 516 200	200	6
649 030 516 250	250	6



1" F.
Outside ⌀ 48 mm.
rear jets, with front jet

R+M Nr.	D	
649 030 618 120	120	8
649 030 618 150	150	8
649 030 618 170	170	8
649 030 618 210	210	8
649 030 618 260	260	8
649 030 618 315	315	8
649 030 618 390	390	8



M22x1.5 M.
Outside ⌀ 25 mm.
rear jets

R+M Nr.	D	
120 000 833*	090	6



TR22 M**.
Outside ⌀ 25 mm.
rear jets

R+M Nr.	D	
120 000 832	090	6

** thread coated with microencapsulated thread locking fluid
* stainless steel

Symbols D nozzle ⌀ diameter rear jets

ST-49 Ball type nozzle, 20°

Made out of stainless steel provided with front jet insert or blind plug (interchangeable). Angle of jet is 20°, sturdy wall thickness, long service life and a minimum of wear and tear. All nozzles are provided with hardened stainless steel inserts. Due to this feature the efficiency is considerably higher compared with those nozzles with drilled holes and the service life is several times longer.
Max. 500 bar

Applications:
» Suitable for removal of sludge deposits
» Desilting of pipes
» Opening of frozen pipelines





1/4" F.
Outside ⌀ 25 mm.
rear jets

R+M Nr.	D	
649 090 206 060	060	6
649 090 206 080	080	6
649 090 206 100	105	6
649 090 206 120	120	6
649 090 206 160	160	6
649 090 206 200	200	6



1/4" F.
Outside ⌀ 25 mm.
rear jets, with front jet

R+M Nr.	D	
649 090 216 060	060	6
649 090 216 080	080	6
649 090 216 100	100	6
649 090 216 120	120	6
649 090 216 150	150	6
649 090 216 200	200	6



3/8" F.
Outside ⌀ 30 mm.
rear jets

R+M Nr.	D	
649 090 306 060	060	6
649 090 306 080	080	6
649 090 306 100	105	6
649 090 306 120	120	6
649 090 306 160	160	6
649 090 306 200	200	6



3/8" F.
Outside ⌀ 30 mm.
rear jets, with front jet

R+M Nr.	D	
649 090 316 060	060	6
649 090 316 080	080	6
649 090 316 100	100	6
649 090 316 120	120	6
649 090 316 150	150	6
649 090 316 200	200	6

Jet angle INFO



30° = more efficient wall cleaning

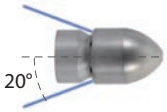

20° = better traction

Coupling-system ST-245

Nipple ST-245



1/4" M.
Stainless steel.
Max. 350 bar

R+M Nr.	↔
040 005 447	27.5



1/4" M.
Stainless steel.
Max. 350 bar

R+M Nr.	↔
040 005 446	33.5



1/4" M. Stainless steel. Max. 350 bar.
For wear cone

R+M Nr.		↔
040 005 445	**3**	42.0

4

Suitable for all 1/4" F nozzles for sewer cleaning.



ST-245 Coupling / wear cone ST-245



R+M Nr.		
200 245 500	**1**	1/4" F



R+M Nr.		
200 245 510	**1**	3/8" M



Stainless steel.
For 040 005 445

R+M Nr.	
040 005 431	**2**



POM. Red.
For 040 005 445

R+M Nr.	
020 005 432	**2**



POM. Black.
For 040 005 445

R+M Nr.	
020 005 431	**2**

Symbols outlet inlet ↔ length

Small plough jet nozzle

For 2 fan jets 1/4" M NPT



Fitted with two rear facing fan jets the small plough jet nozzle is great for desilting drains and sewers. The heavy forged brass construction keeps the jet firmly planted in the base of the pipe where the silt deposits collect and blasts them back towards the manhole.
Width approx. 72 mm. Weight 1.5 kg.
Max. 420 bar / 150° C / 80 l/min.
1/4"-nozzles need to be assembled under 45° to achieve best cleaning results. Select nozzle size according to pressure and flow rate of the machine.

R+M Nr.		
010 000 399	1/2" F	2 x 1/4" F NPT

For 2 ST-357 rotating nozzles



Fitted with two rear facing ST-357 rotating nozzles the small plough jet nozzle is the ideal solution for desilting drains and sewers.
The heavy forged brass construction keeps the jet firmly planted in the base of the pipe where the silt deposits collect and blasts them back towards the manhole.
Width approx. 88 mm. Weight 2.5 kg.
Max. 350 bar / 90° C / 80 l/min.
Select rotor nozzle size symmetric according to pressure and flow rate of the machine.

R+M Nr.		
200 049 410	3/8" F	2 x 1/4" M

Our rotating nozzles are on page 283.

Rotating nozzle adaptor

Designed for connecting the ST-357 rotating nozzle to a sewer cleaning hose. Hardened stainless steel body with extra sharp edges.
Max. 400 bar

For ST-357 rotating nozzle



R+M Nr.		
200 049 405	1/4" F	1/4" M

Possible jet configurations

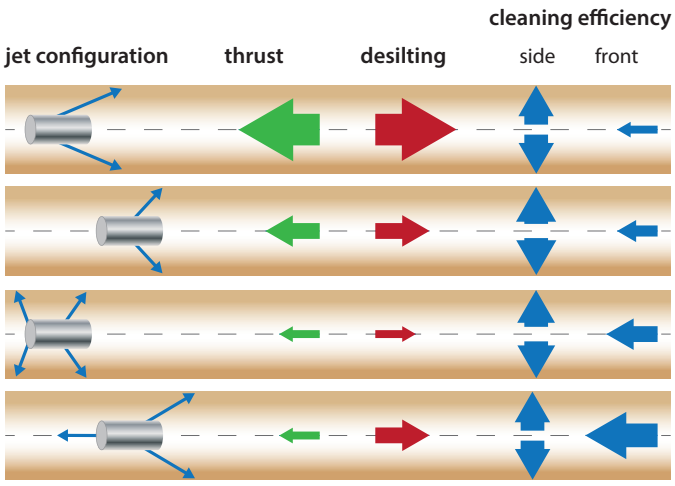

Jetter Valves



Jetter valves are special valve assemblies which allow to shut off one particular intake valve.
The jetter valve cuts off the flow of one of the three pistons of the jetter pump. Due to this the pump starts pulsating which causes significant vibrations at the nozzle and an increased cleaning effect at a reduced flow rate (approx. -1/3 of the full flow rate of the pump).
Jetter valves create vibrations to help the hose sliding around tight bends in small lines.
Jetter valves should not be combined with pulsation dampers in one jetter unit.
Pulsation can be started or stopped by a lever or hand wheel at the jetter valve.

R+M Nr.	TYP
170 402 35	XT, XM
170 401 61	RK
170 402 36	XW

Tip cleaner



High speed steel (HSS) with aluminium shaft.
↔ 42 mm

R+M Nr.	∅
200 049 042	0.5

Drain jet extension

Lance with female thread

1/4" M : 1/4" F BSP.
Drain jet extension for cleaning pipes and shafts of large diameter to prevent reversal in direction of travel.
Max. 400 bar



R+M Nr.	↔	M
070 000 097	100 mm	stainless steel
070 000 098	150 mm	stainless steel
070 000 099	200 mm	stainless steel
070 000 095	250 mm	stainless steel
070 000 101	350 mm	stainless steel

Towing-Eye Kit ST-49



For M5 nozzle bodies

R+M Nr.	∅
200 049 015	0,5



Sting extension



Hardened stainless steel.
For M5 nozzle bodies

R+M Nr.	○
040 075 090	M5 M



Functional principle



Symbols ∅ diameter TYP type ↔ length M material

ST-49.2 Rotating nozzles

Stainless steel. Brazen rotating body. Excellent cleaning by rotating nozzle jets. Exchangeable inserts included.

Excellent pulling power by min. 4 rear jets specially placed. Pressure max. 350 bar.



1/4" F. rear jets. 3 side jets.
Outside ⌀ 30 mm.
317 g.

R+M Nr.	D		↔
649 050 234 060	060	4	69 mm
649 050 234 080	080	4	69 mm
649 050 234 105	105	4	69 mm
649 050 234 130	130	4	69 mm
649 050 234 150	150	4	69 mm
649 050 234 200	200	4	69 mm



3/8" F. rear jets. 3 side jets.
Outside ⌀ 30 mm.
307 g.

R+M Nr.	D		↔
649 050 334 080	080	4	69 mm
649 050 334 105	105	4	69 mm
649 050 334 130	130	4	69 mm
649 050 334 150	150	4	69 mm
649 050 334 200	200	4	69 mm
649 050 334 250	250	4	69 mm



1/2" F. rear jets. 3 side jets.
Outside ⌀ 38 mm.
585 g.

R+M Nr.	D		↔
649 050 435 100	100	5	84 mm
649 050 435 120	120	5	84 mm
649 050 435 150	150	5	84 mm
649 050 435 200	200	5	84 mm
649 050 435 250	250	5	84 mm
649 050 435 300	300	5	84 mm



3/4" F. rear jets. 3 side jets.
Outside ⌀ 38 mm.
554 g.

R+M Nr.	D		↔
649 050 536 130	130	6	84 mm
649 050 536 150	150	6	84 mm
649 050 536 200	200	6	84 mm
649 050 536 250	250	6	84 mm
649 050 536 300	300	6	84 mm
649 050 536 375	375	6	84 mm

ST-49.2 VIBRA Rotating nozzles

Stainless steel. Brazen rotating body. Excellent cleaning by rotating nozzle jets and vibration for the reduction of the friction between hose and pipe wall. Exchangeable inserts included.

Excellent pulling power by min. 4 rear jets specially placed. Pressure max. 350 bar.



1/4" F. rear jets. 3 side jets.
Outside ⌀ 30 mm.
314 g.

R+M Nr.	D		↔
649 070 234 060	060	4	69 mm
649 070 234 080	080	4	69 mm
649 070 234 105	105	4	69 mm
649 070 234 130	130	4	69 mm
649 070 234 150	150	4	69 mm
649 070 234 200	200	4	69 mm



3/8" F. rear jets. 3 side jets.
Outside ⌀ 30 mm.
305 g.

R+M Nr.	D		↔
649 070 334 080	080	4	69 mm
649 070 334 105	105	4	69 mm
649 070 334 130	130	4	69 mm
649 070 334 150	150	4	69 mm
649 070 334 200	200	4	69 mm
649 070 334 250	250	4	69 mm



1/2" F. rear jets. 3 side jets.
Outside ⌀ 38 mm.
580 g.

R+M Nr.	D		↔
649 070 435 100	100	5	84 mm
649 070 435 130	130	5	84 mm
649 070 435 150	150	5	84 mm
649 070 435 200	200	5	84 mm
649 070 435 250	250	5	84 mm
649 070 435 300	300	5	84 mm



3/4" F. rear jets. 3 side jets.
Outside ⌀ 38 mm.
550 g.

R+M Nr.	D		↔
649 070 536 130	130	6	84 mm
649 070 536 150	150	6	84 mm
649 070 536 200	200	6	84 mm
649 070 536 250	250	6	84 mm
649 070 536 300	300	6	84 mm
649 070 536 375	375	6	84 mm

Functional principle



Rotating nozzles with drivers

Rotor nozzle driver and rotor nozzles are the perfect combination for drilling through blockages with its rotary forward facing jet. Driven up to the blockage by 6 powerful rear facing hardened stainless steel nozzles the high speed forward facing spinning jet creates a cone shape that has enough cutting force to blast through roots and scale. It is also ideal for cutting up and shredding tissue and fat deposits

new



ST-357.1. Max. 250 bar / 100 °C

R+M Nr.	D	G
649 140 216 065	065	1/4" F
649 140 216 085	085	1/4" F
649 140 216 095	095	1/4" F
649 140 216 110	110	1/4" F
649 140 216 120	120	1/4" F
649 140 216 130	130	1/4" F
649 140 216 140	140	1/4" F

R+M Nr.	D	G
649 140 316 100	100	3/8" F
649 140 316 135	135	3/8" F
649 140 316 145	145	3/8" F
649 140 316 160	160	3/8" F
649 140 316 180	180	3/8" F
649 140 316 200	200	3/8" F
649 140 316 235	235	3/8" F

new



ST-458.1. Max. 400 bar / 100 °C

R+M Nr.	D	G
649 160 316 125	125	3/8" F
649 160 316 145	145	3/8" F
649 160 316 160	160	3/8" F
649 160 316 180	180	3/8" F
649 160 316 200	200	3/8" F
649 160 316 235	235	3/8" F
649 160 316 250	250	3/8" F

R+M Nr.	D	G
649 160 416 150	150	1/2" F
649 160 416 170	170	1/2" F
649 160 416 195	195	1/2" F
649 160 416 215	215	1/2" F
649 160 416 240	240	1/2" F
649 160 416 275	275	1/2" F
649 160 416 300	300	1/2" F

Functional principle



Nozzle Inserts



Full jet. 500 bar.
Hex for allen key 2.5 mm.
Hardened stainless steel

R+M Nr.	TYP	hole-⌀	nozzle size
040 075 000	M5	plug	0
040 075 005	M5	0.50 mm	0066
040 075 006	M5	0.60 mm	0085
040 075 007	M5	0.70 mm	0117
040 075 008	M5	0.75 mm	0133
040 075 009	M5	0.80 mm	0161
040 075 010	M5	1.00 mm	0237
040 075 012	M5	1.10 mm	0293
040 075 015	M5	1.30 mm	0458
040 075 020	M5	1.90 mm	0885

Driver for rotating nozzles



Hardened stainless steel. 6 M5 threads for nozzle inserts (see table below)

R+M Nr.	G	R	for	P
040 075 200	1/4" F	1/4" M	ST-357/ST-456	350 bar
040 075 205	3/8" F	1/4" M	ST-357/ST-456	350 bar
040 075 210	3/8" F	1/4" M	ST-458/ST-559	500 bar
040 075 215	1/2" F	1/4" M	ST-458/ST-559	500 bar

Nozzle configuration

Nozzle inserts for sewer cleaning nozzles and nozzle driver have to be installed **symmetrically.**

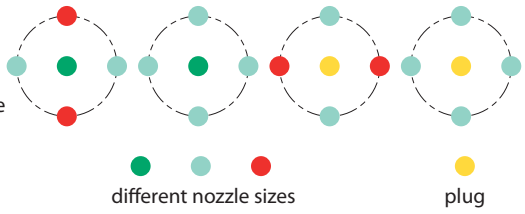

Sewer cleaning nozzles

Rotating nozzles RT . 1,000 bar



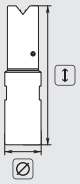

TYP	↕	⌀	⚖
RT 100	50	12	35 g

Stainless steel. Rotating body hp-bronze. Compact model, universally applicable. Extreme cleaning performance, removes hard deposits.
Pressure max. 1,000 bar

R+M Nr.	TYP	⟵	○	side jet	front jet
652 710 006	RT 100	6 l/100 bar	1/8" F	2	2
652 710 014	RT 100	14 l/100 bar	1/8" F	2	2

Rotating nozzles RH . 1,000 bar



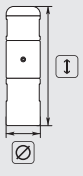

TYP	↕	⌀	⚖
RH 100	63	12	42 g

Stainless steel. Rotating body hp-bronze. Compact model, universally applicable. Extreme cleaning performance, removes hard deposits.
Pressure max. 1,000 bar

R+M Nr.	TYP	⟵	○	side jet
652 810 006	RH 100	6 l/100 bar	1/8" F	2
652 810 010	RH 100	10 l/100 bar	1/8" F	2
652 810 014	RH 100	14 l/100 bar	1/8" F	2

Cone shape nozzles LK . 500 bar *



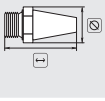

TYP	↕	⌀	⚖
LK 200	57	17	60 g
LK 400	65	24	200 g
LK 500	75	32	300 g
LK 600	90	41	500 g

Stainless steel. Extremely high impact force. Long reach.
Pressure max. 500 bar. Applications: cleaning of shafts.
Delivery time of approx. 3 - 4 weeks

R+M Nr.	TYP	orifice ⌀	○
652 400 01	LK 200	2 - 5 mm	1/4" M
652 400 02	LK 400	3 - 6 mm	1/2" M
652 400 03	LK 500	3 - 7 mm	3/4" M
652 400 04	LK 600	4 - 8 mm	1" M

Nozzle inserts solid stream VS . 500 bar





TYP	↕	⬡
VS 200	6	2.5
VS 300	8	3.0
VS 400	10	4.0

Stainless steel.
Pressure max. 500 bar

R+M Nr.	TYP	orifice ⌀	○
652 600 02	VS 200	0.6 - 2.0 mm	M6
652 600 03	VS 300	0.6 - 2.5 mm	M8
652 600 04	VS 400	0.6 - 3.8 mm	M10

*** When placing an order, please state flow rate + pressure!**

Symbols TYP type ○ thread R pipe ⟵ flow ⚖ weight ⌀ diameter ↔ length mm ⟃ inlet ⟄ outlet ↕ height

HYDRO-Excavation Nozzles

In all geological areas fast and effective:
» Areas difficult to access
» Safe removal of contaminated material
» 50 percent faster than usual digging by hand



Hardened stainless steel.
3 x lateral front jets 15 °and centric front jet.
Max. 500 bar /100 °C

R+M Nr.	⇆	D
649 130 413 060	1/2" F	060
649 130 413 090	1/2" F	090
649 130 413 120	1/2" F	120

Principle of operation HYDRO-Excavation Nozzle

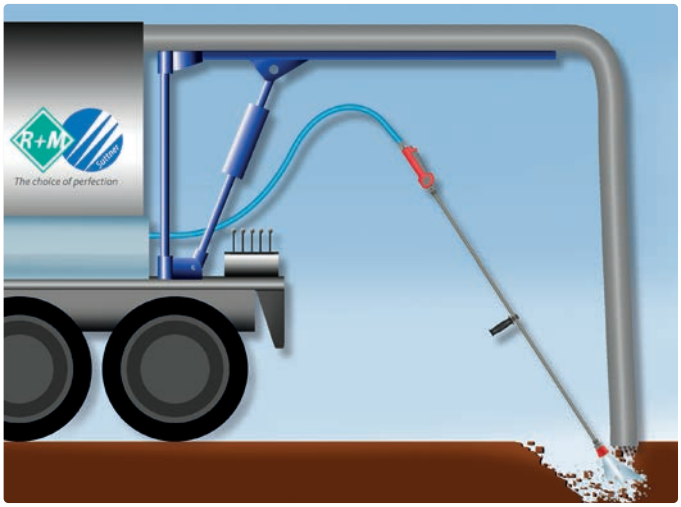

Hydro-Excavation-Nozzle ST-458

Particularly durable, powerful and effective in all geological soil types:
» Overmoulding of the rotor nozzle at the outlet with an extension to reduce contamination of the ceramic parts of the nozzle
» For areas difficult to access
» Safe removal of contaminated soil material
» Max. 400 bar / 100° C



R+M Nr.	⇆	D
200 458 983	1/2" F	035
200 458 984	1/2" F	04
200 458 985	1/2" F	045
200 458 986	1/2" F	05
200 458 987	1/2" F	055
200 458 988	1/2" F	06
200 458 990	1/2" F	07
200 458 981	1/2" F	08
200 458 991	1/2" F	09
200 458 992	1/2" F	100

Repair Kit





R+M Nr.
200 458 235
200 458 240
200 458 245
200 458 250
200 458 255
200 458 260
200 458 270
200 458 280
200 458 290
200 458 210

R+M Nr.
200 458 190
200 458 110

Symbols TYP type ○ thread R pipe ⟷ flow ⚖ weight ⌀ diameter ↔ length mm ⇆ inlet ↕ height

Egg-type Radial-Nozzles

Best performing and most durable design for higher efficiency.
These are light and agile used as a great all around nozzle with replaceable inserts. They include a forward jet.
The egg-type radial nozzle is wear resistant and cost competitive. Great for sanitary applications. With unrivaled cleaning power on heavy encrusted grease and sludge, hardened stainless steel body and replaceable nozzle inserts for longer life.

The ideal tool for the toughest applications of hard grease and scale that may be encrusted on the interior wall of the pipe.
Material: Hardened stainless steel.
Max. 500 bar / 150 °C



1/4" F. 6x 75° 3x 30° +1x 0°.
25-70 l/min. For R ⌀ 75-150 mm.
Outside ⌀ 30 mm. 223 g.

R+M Nr.	D	↔
649 110 219 065	065	50
649 110 219 080	080	50
649 110 219 100	100	50
649 110 219 120	120	50
649 110 219 150	150	50
649 110 219 200	200	50



3/8" F. 6x 75° 3x 30° +1x 0°.
30-100 l/min. For R ⌀ 100-200 mm.
Outside ⌀ 35 mm. 314 g.

R+M Nr.	D	↔
649 110 319 065	065	55
649 110 319 080	080	55
649 110 319 100	100	55
649 110 319 120	120	55
649 110 319 150	150	55
649 110 319 200	200	55



1/2" F. 6x 75° 3x 30° +1x 0°.
80-140 l/min. For R ⌀ 120-250 mm.
Outside ⌀ 40 mm. 630 g.

R+M Nr.	D	↔
649 110 419 080	080	70
649 110 419 100	100	70
649 110 419 120	120	70
649 110 419 150	150	70
649 110 419 200	200	70
649 110 419 250	250	70



3/4" F. 6x 75° 3x 30° +1x 0°.
100-250 l/min. For R ⌀ 150-300 mm.
Outside ⌀ 50 mm. 1,367 g.

R+M Nr.	D	↔
649 110 519 100	100	100
649 110 519 120	120	100
649 110 519 150	150	100
649 110 519 200	200	100
649 110 519 250	250	100
649 110 519 310	310	100

Egg-type Nozzles

Best performing and most durable design for higher efficiency.
These are light and agile used as a great all around nozzle with replaceable inserts. They include a forward jet. The egg-type nozzle is wear resistant and cost competitive. Great for sanitary applications.

Threaded inserts can easily be serviced/replaced for longer life span.
Material: Hardened stainless steel.
Max. 500 bar / 150 °C



1/4" F. 6x 75° +1x 0°.
20-50 l/min. For R ⌀ 50-100 mm. Outside ⌀ 30 mm.
127 g.

R+M Nr.	D	↔
649 120 216 065	065	40
649 120 216 080	080	40
649 120 216 100	100	40
649 120 216 120	120	40
649 120 216 150	150	40
649 120 216 200	200	40



3/8" F. 6x 75° +1x 0°.
25-70 l/min. For R ⌀ 75-150 mm. Outside ⌀ 35 mm.
207 g.

R+M Nr.	D	↔
649 120 316 065	065	50
649 120 316 080	080	50
649 120 316 100	100	50
649 120 316 120	120	50
649 120 316 150	150	50
649 120 316 200	200	50



1/2" F. 6x 75° +1x 0°.
30-100 l/min. For R ⌀ 100-200 mm. Outside ⌀ 40 mm.
281 g.

R+M Nr.	D	↔
649 120 416 080	080	55
649 120 416 100	100	55
649 120 416 120	120	55
649 120 416 150	150	55
649 120 416 200	200	55
649 120 416 250	250	55



3/4" F. 6x 75° +1x 0°.
30-100 l/min. For R ⌀ 120-250 mm. Outside ⌀ 50 mm.
567 g.

R+M Nr.	D	↔
649 120 516 100	100	70
649 120 516 120	120	70
649 120 516 150	150	70
649 120 516 200	200	70
649 120 516 250	250	70
649 120 516 315	315	70



1" F. 8x 75° +1x 0°.
100-250 l/min. For R ⌀ 150-300 mm. Outside ⌀ 62 mm.
1,265 g.

R+M Nr.	D	↔
649 120 618 100	100	100
649 120 618 120	120	100
649 120 618 150	150	100
649 120 618 210	210	100
649 120 618 260	260	100
649 120 618 320	320	100

Long Cast Nozzle

» Stainless steel
» Applications: cleaning of shafts
» Extremely high impact force
» Long reach
» Nozzle protection
» Max. 500 bar / 150 °C



R+M Nr.	⌀	⇦
040 001 963	5 mm	3/4" M



Industrial high-flow gun ST-3500, lance 500 mm with side handle.
Long Cast Nozzle.
Max. 350 bar / 200 l/min / 150 °C

Application:
» Man hole cleaning
» Paper Industry. Removal of snow balls during fibre jetting
» Cleaning Tasks in Off-Shore or Marine Applications

R+M Nr.	↔	⇦
203 500 560	750 mm	1/2" F swivel

Symbols ⇦ inlet ↔ length ⌀ diameter



Adapter for lances 238
Create your individual Suttner spray gun 233
Create your individual Suttner vented handle 234
easyfarm365+ 209
easywash365+ handles by Suttner 230
easywash365+ lance swivels ST-345 by Suttner 230
easywash365+ spray guns by Suttner 226
easywash365+ spray guns with swivels running in ball bearings by Suttner 227
Gun exit connections 235
Gun extensions 237
Gun extensions with handle 238
Half lance exit connections 236
Half-shell kits: Makeover of your gun 232
High pressure spray guns 231
Insulations for lances 238
kommunal365+ 223
Longcast nozzle 224-225
Low pressure pre-spraying unit 231
R+M EcoLine No. ONE. 213
ST-2750 - the lightweight among the 500 bar spray guns 222-223
ST-3500 high-flow spray guns 224
ST-540 foot valves 231
ST-550 foot valves 231
Suttner 500 bar ultra high pressure guns 221
Suttner 600 bar ultra high pressure guns 219-220
Suttner foam guns 215, 217-218
Suttner high pressure spray guns 200-212, 223-224, 229
Suttner high pressure spray guns for self-service car wash 228
Suttner spray guns 215-216
Suttner steam guns. 214
Wall mount 217, 236

Suttner high pressure spray guns










Spray gun:	ST-860D	ST-4000	ST-1200	ST-1200	ST-3240	ST-3225	ST-3100	ST-2725
Max. pressure	20 bar	20 bar	24 bar	24 bar	310 bar	24,5 / 60 bar	60 bar	80 bar
Max. flow	30 l/min	50 l/min	100 l/min	100 l/min	120 l/min	120 l/min	100 l/min	80 l/min
Max. temperature	200 °C	200 °C	50 °C	50 °C	100 °C	100 °C	150 °C	150 °C
Inlet	front	front	rear	rear	linear	linear	rear	rear
Swivel at inlet	–	–	–	–	☐	■	☐	☐
Chemical resistance	very high	–	–	–	high	high	high	high
Freeze stop version	–	–	–	–	–	–	–	–
Weep version	–	☐	–	–	–	–	–	–
LTF technology	–	–	–	–	■	■	–	■
Material valve housing	brass	aluminium	brass	stainless steel	stainless steel	stainless steel	stainless steel	stainless steel
Material valve	special material	PEEK / stainless steel	brass / stainless steel	stainless steel	PEEK / stainless steel	PEEK / stainless steel	PEEK / stainless steel	PEEK / stainless steel
Food safe	–	–	–	–	–	■	■	■
One-piece valve kit	–	–	–	–	–	–	–	–
Quick coupling ⟲	–	–	–	–	☐	☐	☐	☐
Quick coupling ⟳	–	–	–	–	–	–	–	–
Progressive closing	–	–	–	–	☐	☐	■	■
Private label	☐	☐	–	–	☐	☐	☐	☐
Swivel at outlet	–	–	–	–	–	–	–	–
Catalogue page	19 / 214	19 / 214	16	16	224	215, 325, 331, 332	217	217










Spray gun:	ST-2720	ST-810 ND	ST-3300	kommunal365+	ST-810 HD	ST-860	ST-1100	R+M EcoLine ONE
Max. pressure	125 bar	140 bar	150 bar	150 bar	210 bar	210 bar	250 bar	250 bar
Max. flow	80 l/min	30 l/min	100 l/min	80 l/min	30 l/min	30 l/min	30 l/min	45 l/min
Max. temperature	150 °C	80 °C	150 °C	150 °C	150 °C	100 °C	150 °C	150 °C
Inlet	rear	front	rear	rear	front	front	rear	rear
Swivel at inlet	☐	–	☐	☐	–	–	☐	–
Chemical resistance	high	high	high	–	–	high	–	–
Freeze stop version	–	–	–	–	–	–	–	–
Weep version	–	–	–	–	–	–	☐	–
LTF technology	■	–	–	–	–	–	–	–
Material valve housing	stainless steel	brass	stainless steel	brass	brass	brass	brass	brass
Material valve	PEEK / stainless steel	POM / stainless steel	stainless steel	brass / stainless steel	stainless steel	PEEK / stainless steel	brass / stainless steel	brass / stainless steel
Food safe	–	–	■	–	–	–	–	–
One-piece valve kit	–	–	–	–	–	–	–	■
Quick coupling ⟲	☐	–	☐	–	–	–	☐	☐
Quick coupling ⟳	–	–	–	–	–	–	–	–
Progressive closing	–	–	–	–	–	–	–	–
Private label	☐	–	–	☐	–	☐	–	–
Swivel at outlet	–	–	–	–	–	–	–	–
Catalogue page	216, 217	17, 231	218, 324	223, 481	210	17, 210, 214	211 / 228	213

Symbols ■ standard ☐ optional ⟲ outlet ⟳ inlet

Suttner high pressure spray guns










Spray gun:	easyfarm365+	ST-1500	ST-2000	ST-601	ST-3500	easywash365+	ST-2300	ST-2600
Max. pressure	250 bar	275 bar	275 bar	275 bar	350 bar	310 bar	310 bar	310 bar
Max. flow	60 l/min	45 l/min	45 l/min	45 l/min	200 l/min	45 l/min	45 l/min	45 l/min
Max. temperature	150 °C	150 °C	150 °C	150 °C	150 °C	150 °C	150 °C	150 °C
Inlet	rear	rear	rear	linear	rear	rear	rear	rear
Swivel at inlet	☐	☐	☐	–	☐	■	☐	☐
Chemical resistance	high	☐	☐	☐	–	–	–	–
Freeze stop version	–	☐	–	☐	–	☐	☐	☐
Weep version	–	☐	–	☐	–	☐	☐	☐
LTF technology	■	–	–	–	–	■	–	■
Material valve housing	brass	brass	brass	brass	stainless steel	brass	brass	brass
Material valve	PEEK / stainless steel	brass / stainless steel	brass / stainless steel	brass / stainless steel	stainless steel	brass / stainless steel	brass / stainless steel	brass / stainless steel
Food safe	–	–	–	–	–	–	–	–
One-piece valve kit	–	■	■	–	–	■	■	■
Quick coupling	■	☐	☐	–	–	☐	☐	☐
Quick coupling	–	–	–	–	–	–	–	☐
Progressive closing	–	–	–	–	–	–	–	–
Private label	☐	–	–	–	☐	☐	☐	☐
Swivel at outlet	-	–	–	–	–	☐	☐	☐
Catalogue page	207, 209, 478	212, 229	223	229	224, 484	226, 227	228, 416, 202, 204, 206	203, 205-208, 228










Spray gun:	ST-2700	ST-2315	ST-2605	ST-2615	ST-2635	ST-2715	ST-2750	ST-3600
Max. pressure	310 bar	350 bar	350 bar	350 bar	400 bar	350 bar	500 bar	600 bar
Max. flow	45 l/min	45 l/min	45 l/min	45 l/min	35 l/min	45 l/min	30 l/min	80 l/min
Max. temperature	150 °C	150 °C	150 °C	150 °C	150 °C	150 °C	150 °C	150 °C
Inlet	rear	rear	rear	rear	rear	rear	rear	rear
Swivel at inlet	☐	☐	☐	☐	■	–	☐	☐
Chemical resistance	–	high	–	high	–	high	–	–
Freeze stop version	–	–	–	–	–	–	–	–
Weep version	–	–	–	–	–	–	–	–
LTF technology	■	–	■	■	■	■	■	–
Material valve housing	stainless steel	brass	brass	brass	brass	stainless steel	stainless steel	stainless steel
Material valve	stainless steel	stainless steel / ceramic	brass / stainless steel	ceramic / stainless steel	carbide / stainless steel	ceramic / stainless steel	stainless steel / carbide	stainless steel
Food safe	■	–	–	–	–	■	–	–
One-piece valve kit	☐	■	■	■	■	■	■	☐
Quick coupling	☐	☐	☐	☐	☐	–	–	☐
Quick coupling	–	–	–	–	–	–	–	–
Progressive closing	–	–	–	–	–	–	–	–
Private label	☐	☐	☐	☐	☐	☐	☐	☐
Swivel at outlet	–	–	–	–	–	–	–	–
Catalogue page	215-216, 322	208	208	208	209, 485	214, 318	222, 373	219-222, 370

Suttner high pressure spray guns

ST-2300



Professional gun.
Max. 310 bar / 45 l/min / 150 °C

R+M Nr.	⟲	⟳
202 300 500	1/4" F	3/8" F



Professional gun.
Max. 310 bar / 45 l/min / 150 °C

R+M Nr.	⟲	⟳
202 300 550	1/4" F	3/8" F swivel



Professional gun.
Max. 310 bar / 45 l/min / 150 °C

R+M Nr.	⟲	⟳
202 300 520	1/4" F	M22 M



Professional gun.
Max. 310 bar / 45 l/min / 150 °C

R+M Nr.	⟲	⟳
202 300 553	1/4" F	M22 M swivel



Professional gun.
Max. 310 bar / 45 l/min / 150 °C

R+M Nr.	⟲	⟳
202 300 730	M21 M	M21 M



Professional gun.
Max. 310 bar / 45 l/min / 150 °C

R+M Nr.	⟲	⟳
202 300 760	M22 F	M22 M



Professional gun with insulated outlet suitable for lances with swivel screw coupling.
Max. 310 bar / 45 l/min / 150 °C

R+M Nr.	⟲	⟳
202 300 710	M22 M	M22 M



Professional gun with insulated outlet suitable for lances with swivel screw coupling.
Max. 310 bar / 45 l/min / 150 °C

R+M Nr.	⟲	⟳
202 300 720	M22 M	M22 M swivel



Professional gun with lance swivel ST-345.
Max. 310 bar / 45 l/min / 150 °C

R+M Nr.	⟲	⟳
202 300 801	1/4" F swivel	3/8" F swivel



Professional gun with Variopress. Variopress regulates the water quantity and serves for the adjustment of pressure.
Max. 310 bar / 45 l/min / 150 °C

R+M Nr.	⟲	⟳
202 300 810	1/4" F	3/8" F



Professional gun with Variopress. Variopress regulates the water quantity and serves for the adjustment of pressure.
Max. 310 bar / 45 l/min / 150 °C

R+M Nr.	⟲	⟳
202 300 830	M22 M	M22 M swivel



Professional gun with Variopress and coupling KW. Variopress regulates the water quantity and serves for the adjustment of pressure.
Max. 310 bar / 45 l/min / 150 °C

R+M Nr.	⟲	⟳
202 300 631	coupling KW	3/8" F

Symbols ⟲ outlet ⟳ inlet

Suttner high pressure spray guns

ST-2600



Professional gun with patented LTF technology.
Max. 310 bar / 45 l/min / 150 °C

R+M Nr.		
202 600 500	1/4" F	3/8" F



Professional gun with patented LTF technology.
Max. 310 bar / 45 l/min / 150 °C

R+M Nr.		
202 600 550	1/4" F	3/8" F swivel



Professional gun with patented LTF technology.
Max. 310 bar / 45 l/min / 150 °C

R+M Nr.		
202 600 520	1/4" F	M22 M



Professional gun with patented LTF technology.
Max. 310 bar / 45 l/min / 150 °C

R+M Nr.		
202 600 553	1/4" F	M22 M swivel



Professional gun with patented LTF technology.
Max. 310 bar / 45 l/min / 150 °C

R+M Nr.		
202 600 730	M21 M	M21 M



Professional gun with patented LTF technology.
Max. 310 bar / 45 l/min / 150 °C

R+M Nr.		
202 600 760	M22 F	M22 M



Professional gun with patented LTF technology and insulated outlet suitable for lances with swivel screw coupling.
Max. 310 bar / 45 l/min / 150 °C

R+M Nr.		
202 600 710	M22 M	M22 M



Professional gun with patented LTF technology and insulated outlet suitable for lances with swivel screw coupling.
Max. 310 bar / 45 l/min / 150 °C

R+M Nr.		
202 600 720	M22 M	M22 M swivel



Professional gun with lance swivel ST-345.
Max. 310 bar / 45 l/min / 150 °C

R+M Nr.		
202 600 801	1/4" F swivel	3/8" F swivel



Professional gun with patented LTF technology and Variopress. Variopress regulates the water quantity and serves for the adjustment of pressure. Max. 310 bar / 45 l/min / 150 °C

R+M Nr.		
202 600 810	1/4" F	3/8" F



Professional gun with patented LTF technology and Variopress. Variopress regulates the water quantity and serves for the adjustment of pressure. Max. 310 bar / 45 l/min / 150 °C

R+M Nr.		
202 600 830	M22 M	M22 M swivel



Professional gun with patented LTF technology and Variopress and coupling KW. Variopress regulates the water quantity and serves for the adjustment of pressure. Max. 310 bar / 45 l/min / 150 °C

R+M Nr.		
202 600 632	coupling KW	3/8" F swivel

Suttner high pressure spray guns

ST-2300



Professional gun with coupling KW.
Max. 310 bar / 45 l/min / 150 °C

R+M Nr.	⟲	⟳
202 300 560	coupling KW	3/8" F



Professional gun with extension ST-9.1 260 mm and coupling KW.
Max. 310 bar / 45 l/min / 150 °C

R+M Nr.	⟲	⟳
202 300 681	coupling KW	3/8" F



Professional gun with coupling KW.
Max. 310 bar / 45 l/min / 150 °C

R+M Nr.	⟲	⟳
202 300 570	coupling KW	3/8" F swivel



Professional gun with extension ST-9.1 260 mm and coupling KW.
Max. 310 bar / 45 l/min / 150 °C

R+M Nr.	⟲	⟳
202 300 682	coupling KW	3/8" F swivel



Professional gun with coupling KW.
Max. 310 bar / 45 l/min / 150 °C

R+M Nr.	⟲	⟳
202 300 605	coupling KW	M22 M swivel



Professional gun with extension ST-9.1 260 mm and coupling KW.
Max. 310 bar / 45 l/min / 150 °C

R+M Nr.	⟲	⟳
202 300 684	coupling KW	M22 M

Coupling KW

Spare coupling for ST-2300 / ST-2600 with coupling KW



R+M Nr.
202 300 301



R+M Nr.
202 300 306



R+M Nr.
202 300 304



R+M Nr.
202 300 303

Plug KW



Plug KW : 1/4" F

R+M Nr.
040 001 255

O-ring



O-ring for coupling KW

R+M Nr.
050 000 248

Symbols ⟲ outlet ⟳ inlet

Suttner high pressure spray guns

ST-2600



Professional gun with patented LTF technology. Gun with extension ST-9.1 260 mm and coupling KW.
Max. 310 bar / 45 l/min / 150 °C

R+M Nr.		
202 600 581	coupling KW	3/8" F



Professional gun with patented LTF technology. Gun with extension ST-9.1 260 mm and coupling KW.
Max. 310 bar / 45 l/min / 150 °C

R+M Nr.		
202 600 582	coupling KW	3/8" F swivel



Professional gun with patented LTF technology. Gun with extension ST-9.1 260 mm and coupling KW.
Max. 310 bar / 45 l/min / 150 °C

R+M Nr.		
202 600 684	coupling KW	M22 M

ST-345 lance swivel



1/4" F : 3/8" F

R+M Nr.
200 301 050



1/4" F : M22 M

R+M Nr.
200 301 060



Repair kit ST-301

R+M Nr.
200 300 100

Valves complete



ST-2300 / ST-2600

R+M Nr.
202 300 490

ST-345 lance swivel





1/4" F : 1/4" M. Lance swivel for spray guns ST-2300 / ST-2600

R+M Nr.
200 345 500



Professional gun with patented LTF technology and coupling KW.
Max. 310 bar / 45 l/min / 150 °C

R+M Nr.		
202 600 540	coupling KW	3/8" F



Professional gun with patented LTF technology and coupling KW.
Max. 310 bar / 45 l/min / 150 °C

R+M Nr.		
202 600 545	coupling KW	3/8" F swivel



Professional gun with patented LTF technology and coupling KW.
Max. 310 bar / 45 l/min / 150 °C

R+M Nr.		
202 600 625	coupling KW	M22 M swivel

LTF - Low Trigger Force 90 % reduced holding force and 40 % reduced trigger force against usual market guns.

Suttner high pressure spray guns

ST-2300



IP Kr

Professional gun with extension ST-9.1 350 mm and M22 F. Max. 310 bar / 45 l/min / 150 °C

R+M Nr.		
202 300 860	M22 F	M22 M



IP Kr

Professional gun with extension ST-9.9 370 mm and M22 F. Max. 310 bar / 45 l/min / 150 °C

R+M Nr.		
202 300 701	M22 F	M22 M swivel

Valves complete



202 300 860 and
202 300 701

R+M Nr.
202 300 490

ST-2600



LTF

IP Kr

Professional gun with patented LTF technology. Gun with extension ST-9.1 350 mm and M22 F.
Max. 310 bar / 45 l/min / 150 °C

R+M Nr.		
202 600 860	M22 F	M22 M



LTF

IP Kr

Professional gun with patented LTF technology. Gun with extension ST-9.9 370 mm and M22 F.
Max. 310 bar / 45 l/min / 150 °C

R+M Nr.		
202 600 701	M22 F	M22 M swivel

Valves complete



202 600 860 and
202 600 701

R+M Nr.
202 300 490

Suttner high pressure spray guns

ST-2300



Professional gun with extension 340 mm and M22 F. Max. 310 bar / 45 l/min / 150 °C

R+M Nr.	⟲	⟳
202 300 640	M22 F	M22 M swivel

Valves complete



202 300 640

R+M Nr.
202 300 490

ST-2300



Professional gun with extension 340 mm and M22 F. Max. 310 bar / 45 l/min / 150 °C

R+M Nr.	⟲	⟳
202 300 685	M22 F	3/8" M

Valves complete



202 300 645

R+M Nr.
202 315 490

Symbols ⟲ outlet ⟳ inlet

Suttner high pressure spray guns

ST-2315



Professional gun. Ceramic ball, chemically resistant valve and acid-resistant stain. steel sealing seat. Designed for applications e.g. in the prewash of vehicles.
Max. 350 bar / 45 l/min / 150 °C

R+M Nr.	⟲	⟳
202 315 500	1/4" F	3/8" F



Professional gun. Ceramic ball, chemically resistant valve and acid-resistant stain. steel sealing seat. Designed for applications e.g. in the prewash of vehicles.
Max. 350 bar / 45 l/min / 150 °C

R+M Nr.	⟲	⟳
202 315 550	1/4" F	3/8" F swivel

ST-2600



Professional gun with patented LTF technology.
Max. 310 bar / 45 l/min / 150 °C

R+M Nr.	⟲	⟳
202 600 560	1/4" F	3/8" F

ST-2600



Professional gun with patented LTF technology. Coupling ST-247 stainless steel.
Max. 310 bar / 45 l/min / 150 °C

R+M Nr.	⟲	⟳
202 600 747	ST-247 swivel	ST-247 swivel

ST-2605



Professional gun with patented LTF technology.
Max. 350 bar / 45 l/min / 150 °C

R+M Nr.	⟲	⟳
202 605 500	1/4" F	3/8" F stainless steel

ST-2615



Professional gun. Ceramic ball, chemically resistant valve and acid-resistant stainless steel sealing seat. Designed for applications e.g. in the prewash of vehicles.
Max. 350 bar / 45 l/min / 150 °C

R+M Nr.	⟲	⟳
202 615 500	1/4" F	3/8" F

ST-2615



Professional gun. Ceramic ball, chemically resistant valve and acid-resistant stainless steel sealing seat. Designed for applications e.g. in the prewash of vehicles.
Max. 350 bar / 45 l/min / 150 °C

R+M Nr.	⟲	⟳
202 615 550	1/4" F	3/8" F swivel



Professional gun. Ceramic ball, chemically resistant valve and acid-resistant stainless steel sealing seat. Designed for applications e.g. in the construction industry, road works or mining.
Max. 350 bar / 45 l/min / 150 °C

R+M Nr.	⟲	⟳
202 615 615	1/4" F	3/8" F swivel



Professional gun. Ceramic ball, chemically resistant valve and acid-resistant stainless steel sealing seat. Designed for applications e.g. in the construction industry, road works or mining.
Max. 350 bar / 45 l/min / 150 °C

R+M Nr.	⟲	⟳
202 615 525	coupling KW	3/8" F swivel

Symbols ⟲ outlet ⟳ inlet

Suttner high pressure spray guns

ST-2635 Industrial



Professional gun. Patented valve kit. Especially wear-resistant ball made out of carbide.
Max. 400 bar / 35 l/min / 150 °C

R+M Nr.			Swivel	Trigger
202 635 550	1/4" F	3/8" F swivel	ST-311	black
202 635 555	1/4“ F	3/8" F swivel	ST-303	grey



Professional gun with coupling KW. Patented valve kit. Especially wear-resistant ball made out of carbide. Max. 400 bar / 35 l/min / 150 °C

R+M Nr.			Swivel	Trigger
202 635 570	Coupling KW	3/8" F swivel	ST-311	black
202 635 575	Coupling KW	3/8" F swivel	ST-303	grey



Professional gun with insulated outlet suitable for lances with swivel screw coupling. Patented valve kit. Especially wear-resistant ball made out of carbide. Swivel made out of stainless steel.
Max. 400 bar / 35 l/min / 150 °C

R+M Nr.		
202 635 720	M22 M	M22 M swivel

ST-311 swivel



1/4" F : 3/8" F

R+M Nr.
200 311 050



1/4" F : M22 M

R+M Nr.
200 311 060



Repair kit ST-311

R+M Nr.
200 300 100

easyfarm365+



Professional gun with coupling KW.
Max. 250 bar / 60 l/min / 150 °C

R+M Nr.		
202 620 655	coupling KW	1/2" F swivel



Professional gun with coupling ST-3100.
Max. 250 bar / 60 l/min / 150 °C

R+M Nr.		
202 620 650	coupling ST-3100	1/2" F swivel

ST-340 swivel



1/4" F : 1/2" F

R+M Nr.
200 340 520



Repair kit ST-340

R+M Nr.
200 340 150

Valves complete



ST-2315, ST-2615

R+M Nr.
202 315 490



ST-2600

R+M Nr.
202 300 490



ST-2605

R+M Nr.
202 300 490



ST-2635 Industrial

R+M Nr.
202 300 492



easyfarm365+

R+M Nr.
202 620 491

LTF - Low Trigger Force 90 % reduced holding force and 40 % reduced trigger force against usual market guns.

LTF+ - Low Trigger Force + 90 % reduced holding force and 55 % reduced trigger force against usual market guns.

Suttner high pressure spray guns

ST-810



Max. 210 bar / 30 l/min / 150 °C

R+M Nr.	⟲	⟳
200 810 740	M22 M	M22 M



Gun with extension 340 mm and M22 F. Max. 210 bar / 30 l/min / 150 °C

R+M Nr.	⟲	⟳
200 810 750	M22 F	M22 M



Max. 210 bar / 30 l/min / 150 °C

R+M Nr.	⟲	⟳
200 810 530	1/4" F	1/4" F

ST-810



Valve complete

R+M Nr.
200 810 492

ST-860



Gun with PEEK piston.
Max. 210 bar / 30 l/min / 100 °C

R+M Nr.	⟲	⟳
200 860 500	1/4" F	1/4" F



Gun with PEEK piston.
Max. 210 bar / 30 l/min / 100 °C

R+M Nr.	⟲	⟳
200 860 520	M22 M	M22 M

ST-860



Valve complete

R+M Nr.
200 860 490

Symbols ⟲ outlet ⟳ inlet ↔ length

Suttner high pressure spray guns

ST-1100



Professional gun.
Max. 210 bar / 25 l/min / 150 °C

R+M Nr.		
201 100 500	1/4" F	3/8" F



Professional gun.
Max. 210 bar / 25 l/min / 150 °C

R+M Nr.		
201 100 540	1/4" F	3/8" F swivel



Professional gun.
Max. 210 bar / 25 l/min / 150 °C

R+M Nr.		
201 100 545	M22 M	M22 M



Professional gun. Weep version.
Max. 210 bar / 25 l/min / 150 °C

R+M Nr.		
201 100 535	1/4" F	3/8" F



Professional gun. Weep version.
Max. 210 bar / 25 l/min / 150 °C

R+M Nr.		
201 100 530	1/4" F	3/8" F swivel



Professional gun ST-1100 with coupling KW.
Max. 210 bar / 25 l/min / 150 °C

R+M Nr.		
201 100 560	coupling KW	3/8" F



Professional gun without valve.
Max. 210 bar / 25 l/min / 150 °C

R+M Nr.		
201 100 570	1/4" F	3/8" F swivel



Professional gun with extension 340 mm,
max. 210 bar / 25 l/min / 150 °C.
Inlet / outlet M22 F. Hose: 6 - 160 (polyester interior), max. 160 bar / 20 °C

R+M Nr.	hose	
201 100 700	6 - 160	8 m

Professional gun with extension 340 mm,
max. 210 bar / 25 l/min / 150 °C.
Inlet / outlet M22 F. Hose: Flexy (single wire braid), max. 300 bar / 100 °C

R+M Nr.	hose	
201 100 710	Flexy	8 m



Professional gun with extension 340 mm and M22 F.
Max. 210 bar / 25 l/min / 150 °C

R+M Nr.		
201 100 522	M22 F	3/8" F



Professional gun with extension 340 mm and M22 F.
Max. 210 bar / 25 l/min / 150 °C

R+M Nr.		
201 100 523	M22 F	M22 M

Suttner high pressure spray guns

ST-1500



Professional gun.
Max. 275 bar / 45 l/min / 150 °C

R+M Nr.	⟲	⟳
201 500 500	1/4" F	3/8" F



Professional gun.
Max. 275 bar / 45 l/min / 150 °C

R+M Nr.	⟲	⟳
201 500 560	1/4" F	3/8" F swivel



Professional gun.
Max. 275 bar / 45 l/min / 150 °C

R+M Nr.	⟲	⟳
201 500 550	1/4" F	M22 M



Professional gun.
Max. 275 bar / 45 l/min / 150 °C

R+M Nr.	⟲	⟳
201 500 545	M22 M	M22 M



Professional gun.
Max. 275 bar / 45 l/min / 150 °C

R+M Nr.	⟲	⟳
201 500 760	M22 F	M22 M



Professional gun. Freeze stop version.
Max. 275 bar / 45 l/min / 150 °C

R+M Nr.	⟲	⟳
201 500 580	1/4" F	3/8" F



Professional gun. Freeze stop version.
Max. 275 bar / 45 l/min / 150 °C

R+M Nr.	⟲	⟳
201 500 581	1/4" F	3/8" F swivel



Professional gun. Weep version.
Max. 275 bar / 45 l/min / 150 °C

R+M Nr.	⟲	⟳
201 500 620	1/4" F	3/8" F



Professional gun without valve.
Max. 275 bar / 45 l/min / 150 °C

R+M Nr.	⟲	⟳
201 500 750	1/4" F	3/8" F

ST-300 swivel



1/4" F : 3/8" F. ST-1500

R+M Nr.
200 300 050

Repair kit



Repair kit ST-300

R+M Nr.
200 300 100



ST-1100. Swivel

R+M Nr.
200 300 100

Seal kit



ST-1100

R+M Nr.
201 100 401

Valves complete



ST-1500

R+M Nr.
202 000 044



ST-1500 weep

R+M Nr.
202 000 045



ST-1500 freeze stop

R+M Nr.
202 000 101

Symbols ⟲ outlet ⟳ inlet

R+M EcoLine No. ONE

R+M EcoLine No. ONE



Professional gun R+M EcoLine No. ONE.
Max. 250 bar / 45 l/min / 150 °C

R+M Nr.		
507 001 500	1/4" F	3/8" F



Professional gun R+M EcoLine No. ONE.
Max. 250 bar / 45 l/min / 150 °C

R+M Nr.		
507 001 550	1/4" F	M22 M



Professional gun R+M EcoLine No. ONE.
Max. 250 bar / 45 l/min / 150 °C

R+M Nr.		
507 001 580	M22 M	M22 M



Professional gun R+M EcoLine No. ONE.
Max. 250 bar / 45 l/min / 150 °C

R+M Nr.		
507 001 590	M22 M	10 mm



Professional gun R+M EcoLine No. ONE.
Max. 250 bar / 45 l/min / 150 °C

R+M Nr.		
507 001 591	M22 M	11 mm



Professional gun R+M EcoLine No. ONE with coupling KW. Max. 250 bar / 45 l/min / 150 °C

R+M Nr.		
507 001 560	coupling KW	3/8" F
507 001 562	coupling KW	M22 M

R+M EcoLine No. ONE ergonomic design - innovative - reliable

R+M EcoLine No. ONE



Professional gun R+M EcoLine No. ONE with lance 900 mm zinc-plated steel, insulation ST-28 Cool & Compact 300 mm and nozzle protector ST-10 without nozzle. Max. 250 bar / 45 l/min / 150 °C

R+M Nr.		
507 001 790	1/4" F NPT	3/8" F



Professional gun R+M EcoLine No. ONE with lance 900 mm zinc-plated steel, insulation ST-28 Cool & Compact 300 mm and nozzle protector without tip. Max. 250 bar / 45 l/min / 150 °C

R+M Nr.		
507 001 951	nozzle protector	M22 M

Valve complete



R+M Nr.
202 000 044

Piston rod

R+M Nr.
201 000 900

ST-300 swivel



3/8" M : 3/8" F

R+M Nr.
200 300 010



Repair kit ST-300

R+M Nr.
200 300 100

Suttner steam guns

The steam guns of the series ST-4000 and ST-860D are the ideal solution for cleaning tasks with steam. Both series are designed for a medium temperature of up to 200 °C and for a working pressure of max. 20 bar. By means of a specifically produced valve housing with 3/4" F made out of aluminium the ST-4000 is suitable for extremely high flow rates. The ST-860D is unbeatable in case of small and medium flow rates.

Apart from being enormously resistant to high temperatures the sealing copolymer is suitable for all liquids based on mineral oil as well as for inorganic acids, alkaline solutions, alcohol and anti-corrosion liquids based on amines and seawater or on their mixtures.

The fact that the hose connection is positioned in the front of the gun positively effects the professional handling with the gun as well as the heat radiation close to hand and body.

ST-860D steam gun



Professional steam gun ST-860D.
Max. 20 bar / 200 °C

R+M Nr.		
200 860 550	1/4" F	1/4" F

ST-860D steam gun with lance



Professional steam gun with lance stainless steel 400 mm, vented handle ST-9.1 220 mm and nozzle protector ST-12 without nozzle. Max. 20 bar / 200 °C

R+M Nr.		
200 860 555	nozzle protector ST-12	1/4" F

ST-4000 steam guns with lance



Professional steam gun with lance stainless steel, vented handle ST-9 380 mm and steam low pressure nozzle made out of stainless steel. Max. 20 bar / 200 °C

R+M Nr.		
204 000 500	500 mm	3/4" F
204 000 520	1,000 mm	3/4" F

ST-4000 steam gun weep version with lance



Professional steam gun ST-4000 weep version with lance stainless steel, vented handle ST-9 380 mm and steam low pressure nozzle made out of stainless steel. Max. 20 bar / 200 °C

R+M Nr.		
204 000 560	1,000 mm	3/4" F

Suttner foam guns

ST-3225 HP



LTF

Professional hp gun with progressive closing system and coupling ST-3100. Stainless steel. Field of application: foam and rinsing applications in the food industry etc. Industry standard.
Max. 60 bar / 120 l/min / 100 °C

R+M Nr.	⟲	⟳
203 225 550	coupling ST-3100	1/2" F swivel



LTF

Professional hp gun with progressive closing system. Stainless steel. Field of application: foam and rinsing applications in the food industry etc. Industry standard.
Max. 60 bar / 120 l/min / 100 °C

R+M Nr.	⟲	⟳
203 225 545	1/2" F	1/2"F swivel



LTF

Professional hp gun with coupling ST-3100. Stainless steel. Field of application: foam and rinsing applications in the food industry etc. Industry standard.
Max. 60 bar / 120 l/min / 100 °C

R+M Nr.	⟲	⟳
203 225 540	coupling ST-3100	1/2" F swivel

ST-3225 LP



LTF

Professional gun with progressive closing system, locking in opened position and coupling ST-3100. Stainless steel. Field of application: foam and rinsing applications in the food industry etc. Industry standard.
Max. 24.5 bar / 120 l/min / 100 °C

R+M Nr.	⟲	⟳
203 225 650	coupling ST-3100	1/2" F swivel



LTF

Professional gun with progressive closing system and locking in opened position.
Stainless steel. Field of application: foam and rinsing applications in the food industry etc. Industry standard.
Max. 24.5 bar / 120 l/min / 100 °C

R+M Nr.	⟲	⟳
203 225 645	1/2" F	1/2" F swivel



LTF

Professional gun with locking in opened position and coupling ST-3100.
Stainless steel. Field of application: foam and rinsing applications in the food industry etc. Industry standard.
Max. 24.5 bar / 120 l/min / 100 °C

R+M Nr.	⟲	⟳
203 225 640	coupling ST-3100	1/2" F swivel

Suttner spray guns

ST-2700 KW



LTF

Professional gun with patented LTF technology. Stainless steel. Gun with coupling KW.
Max. 310 bar / 45 l/min / 150 °C

R+M Nr.	⟲	⟳
202 700 560	coupling KW	3/8" F

ST-2700 KW



LTF

Professional gun with patented LTF technology. Stainless steel. Gun with coupling KW.
Max. 310 bar / 45 l/min / 150 °C

R+M Nr.	⟲	⟳
202 700 575	coupling KW	3/8" F swivel

ST-2700 KW



LTF

Professional gun with patented LTF technology. Stainless steel. Gun with coupling KW.
Max. 310 bar / 45 l/min / 150 °C

R+M Nr.	⟲	⟳
202 700 565	coupling KW	M22 M

Symbols ⟲ outlet ⟳ inlet ↔ length

Suttner spray guns

ST-2700



Professional gun with patented LTF technology.
Stainless steel.
Gun for industrial cleaning applications.
Max. 310 bar / 45 l/min / 150 °C

R+M Nr.	⟲	⟳
202 700 500	1/4" F	3/8" F

ST-2715



Professional gun with patented LTF technology.
Stainless steel. Ceramic ball, chemically resistant valve and acid-resistant stainless steel sealing seat. Gun for industrial cleaning applications with abrasive mediums.
Max. 350 bar / 45 l/min / 150 °C

R+M Nr.	⟲	⟳
202 715 500	1/4" F	3/8" F



Professional gun with patented LTF technology.
Stainless steel. Ceramic ball, chemically resistant valve and acid-resistant stainless steel sealing seat. Gun for industrial cleaning applications with abrasive mediums.
Max. 350 bar / 45 l/min / 150 °C

R+M Nr.	⟲	⟳
202 715 580	M22 M	M22 M swivel

ST-2720



Professional gun with patented LTF technology.
Stainless steel.
Particularly designed for high flow rates.
Suitable for e.g. municipal cleaning applications.
Max. 125 bar / 80 l/min / 150 °C

R+M Nr.	⟲	⟳
202 720 500	1/4" F	3/8" F

Made out of plastics intended to come into contact with food-stuffs according to Regulation (EC) No. 1935/2004.
Especially designed for applications in the food industry.

Valves complete



ST-2700

R+M Nr.
202 700 490



ST-2715. Ceramic ball

R+M Nr.
202 700 445



ST-2720

R+M Nr.
202 710 490



ST-2725

R+M Nr.
202 725 490

ST-340 swivel



1/4" F : 1/2" F

R+M Nr.
200 340 050



Repair kit ST-340

R+M Nr.
200 340 100

Coupling KW







Spare coupling for ST-2700 with coupling KW

R+M Nr.
202 700 301



Spare coupling for ST-2700 with coupling KW

R+M Nr.
202 700 306

LTF - Low Trigger Force 90 % reduced holding force and 40 % reduced trigger force against usual market guns.

Symbols ⟲ outlet ⟳ inlet

Suttner foam guns

ST-2725 with coupling ST-3100



Professional gun with patented LTF technology and progressive closing system. Gun with coupling ST-3100. Field of application: foam and rinsing applications in the food industry etc. Stainless steel. Chemically resistant valve piston stainless steel. PEEK piston. Max. 80 bar / 80 l/min / 150 °C

R+M Nr.		
202 725 550	coupling ST-3100	1/2" F swivel

ST-2725



Professional gun with patented LTF technology and progressive closing system. Field of application: foam and rinsing applications in the food industry etc. Stainless steel. Chemically resistant valve piston stainless steel. PEEK piston.
Max. 80 bar / 80 l/min / 150 °C

R+M Nr.		
202 725 535	1/2" F	1/2" F swivel

ST-2720



Professional gun with patented LTF technology. Stainless steel. Suitable for e.g. huge water amounts in the food industry. PEEK valve cone enables use in low pressure.
Max. 125 bar / 80 l/min / 150 °C

R+M Nr.		
202 720 530	3/8" F	1/2" F

ST-2720 with coupling ST-3100



Professional gun with patented LTF technology. Gun with coupling ST-3100. Stainless steel. Suitable for e.g. huge water amounts in the food industry. PEEK valve cone enables use in low pressure.
Max. 125 bar / 80 l/min / 150 °C

R+M Nr.		
202 720 550	coupling ST-3100	1/2" F swivel

ST-2620



Professional gun with patented LTF technology. Gun with insulated stainless steel lance 300 mm and nozzle 50° 200. Gun brass. Lance stainless steel.
Field of application: foam applications in the prewash of vehicles etc.
Max. 125 bar / 80 l/min / 150 °C

R+M Nr.		
202 620 910	nozzle 50° 200	1/2" F swivel

Wall mount



Stainless steel. Wall mount for Suttner high pressure guns with lance or twin lance

R+M Nr.
040 002 055

Made out of plastics intended to come into contact with foodstuffs according to Regulation (EC) No. 1935/2004. Especially designed for applications in the food industry.

LTF - Low Trigger Force 90 % reduced holding force and 40 % reduced trigger force against usual market guns.

Suttner foam guns

ST-3100



Professional gun with progressive closing system. Gun with coupling ST-3100. Stainless steel. Field of application: foam and rinsing applications in the food industry etc. Industry standard.
Max. 60 bar / 100 l/min / 150 °C

R+M Nr.	⟲	⟜
203 100 805	coupling ST-3100	1/2" F swivel



Professional gun with progressive closing system. Stainless steel. Field of application: foam and rinsing applications in the food industry etc. Industry standard.
Max. 60 bar / 100 l/min / 150 °C

R+M Nr.	⟲	⟜
203 100 840	3/8" F	1/2" F



Professional gun with progressive closing system. Gun with coupling ST-3100. Stainless steel. Field of application: foam and rinsing applications in the food industry etc. Industry standard.
Max. 60 bar / 100 l/min / 150 °C

R+M Nr.	⟲	⟜
203 100 810	coupling ST-3100	1/2" F

ST-3100



Professional gun with progressive closing system. Gun with coupling ST-3100. Stainless steel. Field of application: foam and rinsing applications in the food industry etc. Industry standard.
Max. 60 bar / 100 l/min / 150 °C

R+M Nr.	⟲	⟜
203 100 820	coupling ST-3100	1/2" F

ST-340



1/2" M : 1/2" F

R+M Nr.
200 340 010

Repair kit ST-340

R+M Nr.
200 340 100

ST-3100



Seal kit

R+M Nr.
203 100 400

ST-3300



Seal kit

R+M Nr.
203 300 490

ST-3300



Professional high-flow gun. Gun with coupling ST-45. Stainless steel. Field of application: foam and rinsing applications in the food industry etc.
Max. 150 bar / 100 l/min / 150 °C

R+M Nr.	⟲	⟜
203 300 500	coupling ST-45	1/2" F



Professional high-flow gun. Stainless steel. Field of application: foam and rinsing applications in the food industry etc.
Max. 150 bar / 100 l/min / 150 °C

R+M Nr.	⟲	⟜
203 300 510	1/2" F	1/2" F

Symbols ⟲ outlet ⟜ inlet ↔ length

Suttner 600 bar ultra high pressure guns

ST-3600



Professional ultra high pressure gun.
Max. 600 bar / 80 l/min / 150 °C

R+M Nr.		
203 600 545	1/4" F	1/2" F



Professional ultra high pressure gun.
Max. 600 bar / 80 l/min / 150 °C

R+M Nr.		
203 600 550	1/2" F	1/2" F



Professional ultra high pressure gun.
Max. 600 bar / 80 l/min / 150 °C

R+M Nr.		
203 600 570	1/2" F	1/2" F swivel



Professional ultra high pressure gun with coupling ST-45. Max. 600 bar / 80 l/min / 150 °C

R+M Nr.		
203 600 655	coupling ST-45	3/8" F



Professional ultra high pressure gun with coupling ST-45. Max. 600 bar / 80 l/min / 150 °C

R+M Nr.		
203 600 650	coupling ST-45	1/2" F



ST-3900 shoulder supports. New European Union guidelines imperatively prescribe the use of shoulder supports for cleaning applications exceeding an operating reaction force of 150 N. Variably adjustable ST-3900. Swiveling coupling. Suitable for guns ST-3600 / ST-3500.

R+M Nr.	telescope	
203 900 500	340 - 500 mm	505 - 675 mm

ST-351 swivel



1/2" M : 1/2" F.
Max. 600 bar

R+M Nr.
200 351 510



Repair kit swivel ST-351

R+M Nr.
200 351 400

Seal kits ST-740



O-ring

R+M Nr.
050 000 408



Back ring

R+M Nr.
050 000 407

Seal kits ST-3600



R+M Nr.
203 600 490

Suttner 600 bar ultra high pressure guns

ST-3600



Professional ultra high pressure gun with extension ST-9.1 380 mm and quick screw coupling ST-740. Max. 600 bar / 80 l/min / 150 °C

R+M Nr.	⟲	⟳
203 600 532	M24 F	M24 M swivel



Professional ultra high pressure gun with extension ST-9.1 380 mm and quick screw coupling ST-740. Max. 600 bar / 80 l/min / 150 °C

R+M Nr.	⟲	⟳
203 600 530	M24 F	M24 M

Ultra high pressure lances



M24 M. Lance 400 mm with nozzle protector ST-10 without nozzle. Lance for ultra high pressure guns with extension ST-9. Max. 600 bar / 150 °C

R+M Nr.	⟲	⟳
203 600 470	1/4" F NPT	M24 M

Symbols ⟲ outlet ⟳ inlet ↔ length

Suttner 500 bar ultra high pressure guns

ST-3600



Professional ultra high pressure gun.
Max. 500 bar / 80 l/min / 150 °C

R+M Nr.		
203 600 556	M22 F	M22 M



Professional ultra high pressure gun.
Max. 500 bar / 80 l/min / 150 °C

R+M Nr.		
203 600 555	1/4" F	M22 M



ST-3900 shoulder supports. New European Union guidelines imperatively prescribe the use of shoulder supports for cleaning applications exceeding an operating reaction force of 150 N. Variably adjustable ST-3900. Swiveling coupling. Suitable for guns ST-3600 / ST-3500.

R+M Nr.	telescope	
203 900 500	340 - 500 mm	505 - 675 mm



Professional ultra high pressure gun with extension ST-9 380 mm, grip and M22 F. Max. 500 bar / 80 l/min / 150 °C

R+M Nr.		
203 600 535	M22 F	M22 M

Ultra high pressure lance



M22 M. Lance 335 mm with nozzle protector ST-10 without nozzle. Lance for ultra high pressure guns with extension ST-9. Max. 500 bar / 150 °C

R+M Nr.		
200 000 231	1/4" F NPT	M22 M

Seal kit ST-3600



R+M Nr.
203 600 490

ST-2750 - the lightweight among the 500 bar spray guns

ST-2750



Professional ultra high pressure gun with patented LTF.
Max. 500 bar / 30 l/min / 150 °C

R+M Nr.	⟲	⟳
202 750 500	1/4" F	3/8" F



Professional ultra high pressure gun with patented LTF.
Max. 500 bar / 30 l/min / 150 °C

R+M Nr.	⟲	⟳
202 750 535	M22 F	M22 M



Professional ultra high pressure gun with patented LTF. Gun with insulated outlet suitable for lances with swivel screw coupling.
Max. 500 bar / 30 l/min / 150 °C

R+M Nr.	⟲	⟳
202 750 570	M22 M	M22 M



Professional ultra high pressure gun with extension ST-9.1 240 mm and quick screw coupling ST-740.
Max. 500 bar / 30 l/min / 150 °C

R+M Nr.	⟲	⟳
202 750 610	M24 F	3/8" F

Valve complete



ST-2750

R+M Nr.
202 750 495

LTF - Low Trigger Force 90 % reduced holding force and 40 % reduced trigger force against usual market guns.



Professional ultra high pressure gun with extension ST-9.1 340 mm and quick screw coupling ST-740.
Max. 500 bar / 30 l/min / 150 °C

R+M Nr.	⟲	⟳
202 750 620	M24 F	3/8" F

Ultra high pressure lance

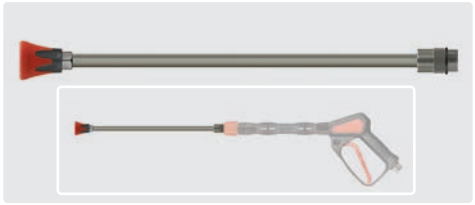

M24 M. Lance 400 mm with nozzle protector ST-10 without nozzle. Lance for ultra high pressure guns with extension ST-9.1.
Max. 600 bar / 150 °C

R+M Nr.	⟲	⟳
203 600 470	1/4" F NPT	M24 M

Shoulder supports





New European Union guidelines imperatively prescribe the use of shoulder supports for cleaning applications exceeding an operating reaction force of 150 N.

R+M Nr.
202 705 590

ST-350 swivel



3/8" M : 3/8" F.
Max. 500 bar

R+M Nr.
200 350 010



Repair kit ST-350

R+M Nr.
200 300 120

Symbols ⟲ outlet ⟳ inlet

ST-2750 - the lightweight among the 500 bar spray guns

ST-2750



Professional ultra high pressure gun with patented LTF and lance with insulation ST-9, side handle and nozzle protector ST-10 without high pressure nozzle. Max. 500 bar / 30 l/min / 150 °C

R+M Nr.			ISO	↔	M
202 750 900	1/4"F NPT	3/8" F	760 mm	1,000 mm	stainless steel

kommunal365+

ST-2320



Professional gun.
Max. 150 bar / 80 l/min / 150 °C

R+M Nr.		
202 320 500	1/4" F	1/2" F



Professional gun.
Max. 150 bar / 80 l/min / 150 °C

R+M Nr.		
202 320 510	1/2" F	1/2" F



Professional gun.
Max. 150 bar / 80 l/min / 150 °C

R+M Nr.		
202 320 520	1/2" F	1/2" F swivel

ST-340 swivel



1/4" F : 1/2" F

R+M Nr.
200 340 520



Repair kit ST-340

R+M Nr.
200 340 100

Seal kit



R+M Nr.
202 320 495

Shoulder support





New European Union guidelines imperatively prescribe the use of shoulder supports for cleaning applications exceeding an operating reaction force of 150 N.

R+M Nr.
202 705 590

Suttner high pressure spray guns

ST-2000



Professional gun.
Max. 275 bar / 45 l/min / 150 °C

R+M Nr.		
202 000 500	1/4" F	3/8" F



Professional gun.
Max. 275 bar / 45 l/min / 150 °C

R+M Nr.		
202 000 590	1/4" F	3/8" F swivel

ST-300 swivel



1/4" F : 3/8" F. ST-2000

R+M Nr.
200 300 050



Repair kit ST-300

R+M Nr.
200 300 100

Valve complete



ST-2000

R+M Nr.
202 000 044



ST-2000, resistant to chemicals

R+M Nr.
202 000 054

Suttner high pressure spray guns

ST-3240



LTF

Professional In-Line Spray Gun.
Stainless Steel.
Application e.g. municipal cleaning, hydro-excavation, agricultural industry.
Max. 310 bar / 120 l/min / 100 °C

R+M Nr.	⟲	⟜
203 240 500	1/2" F	1/2" F

ST-3500 high-flow spray guns



Professional high-flow gun. Stainless steel.
Industrial high pressure cleaning and jetting gun for municipal cleaning and other industrial cleaning tasks. Valve piston hardened stainless steel.
Max. 350 bar / 200 l/min / 150 °C

R+M Nr.	⟲	⟜
203 500 500	1/2" F	1/2" F



Professional high-flow gun. Stainless steel.
Industrial high pressure cleaning and jetting gun for municipal cleaning and other industrial cleaning tasks. Valve piston hardened stainless steel. Swivel stainless steel.
Max. 350 bar / 200 l/min / 150 °C

R+M Nr.	⟲	⟜
203 500 550	1/2" F	1/2" F swivel

Shoulder support ST-3900



ST-3900 shoulder supports. New European Union guidelines imperatively prescribe the use of shoulder supports for cleaning applications exceeding an operating reaction force of 150 N. Variably adjustable ST-3900. Swiveling coupling. Suitable for guns ST-3600 / ST-3500.

R+M Nr.	telescope ↔	↔
203 900 500	340 - 500 mm	505 - 675 mm

Longcast nozzle

» Stainless steel
» Applications: cleaning of shafts
» Extremely high impact force
» Long reach
» Nozzle protection
» Max. 500 bar / 150 °C

R+M Nr.	⌀	⟜
040 001 963	5 mm	3/4" M





Industrial high-flow gun ST-3500, lance 500 mm with side handle. Long Cast Nozzle.
Max. 350 bar / 200 l/min / 150 °C

Application:
» Man hole cleaning
» Paper Industry. Removal of snow balls during fibre jetting
» Cleaning Tasks in Off-Shore or Marine Applications

R+M Nr.	↔	⟜
203 500 560	750 mm	1/2" F swivel

Symbols ⟲ outlet ⟜ inlet D nozzle ↔ length ⌀ diameter

Longcast lances



3/8" F. Stainless steel. Longcast lance 350 mm with insulation ST-29 Cool & Compact 330 mm, gun ST-2300, grip aside and nozzle protector made out of plastic without nozzle.
Max. 280 bar / 45 l/min / 100 °C

R+M Nr.		
200 078 510	nozzle protector without nozzle	3/8" F



1/2" F. Stainless steel. Longcast lance 350 mm with insulation ST-29 Cool & Compact 330 mm, gun ST-2320, grip aside and nozzle protector made out of plastic without nozzle.
Max. 150 bar / 80 l/min / 100 °C

R+M Nr.		
200 078 520	nozzle protector without nozzle	1/2" F



1/2" F. Stainless steel. Longcast lance 350 mm with insulation ST-29 Cool & Compact 330 mm, gun **easy**farm365+, grip aside and nozzle protector made out of plastic without nozzle.
Max. 250 bar / 60 l/min / 100 °C

R+M Nr.		
200 078 530	nozzle protector without nozzle	1/2" F swivel



1/4" M. Stainless steel. Longcast lance 350 mm with insulation ST-29 Cool & Compact 330 mm, grip aside and nozzle protector made out of plastic without nozzle.
Max. 280 bar / 130 l/min / 100 °C

R+M Nr.		
200 078 500	nozzle protector without nozzle	1/4" M

The longcast lance can be connected to a low pressure pump, to a high pressure pump, to the public water system or to the extinguishing water network.

The lance works in the medium pressure range. By means of its very good solidity, good handling and compactness the lance is especially suitable for the intensive use.

The lateral hand grip makes a stepless adjustment of the water jet during the operation possible. A long casting point jet or a progressive, conical spray jet can be set.

In order to realize ideal cleaning results the nozzle size needs to be adapted to the pump performance (pressure and flow rate).

Nozzles for longcast lances



M15x1 M. Stainless steel

R+M Nr.	D
200 078 412	1.2 mm
200 078 415	1.5 mm
200 078 418	1.8 mm
200 078 420	2.0 mm
200 078 423	2.3 mm
200 078 425	2.5 mm
200 078 430	3.0 mm
200 078 435	3.5 mm

functioning of longcast lance



progressive, conical spray jet



long casting full jet



easywash365+ spray guns by Suttner

Freeze stop valves in **easy**wash365+ spray guns and freeze stop spray guns

The valves are made entirely of non-rusting materials.

Contrary to all commercially available freeze stop valves, the actual internal valve body is made of a very wear-resistant, partially crystalline thermoplastic. This difference significantly increases the robustness, reliability as well as preciseness in switching.

What is the difference between the versions freeze stop and weep?

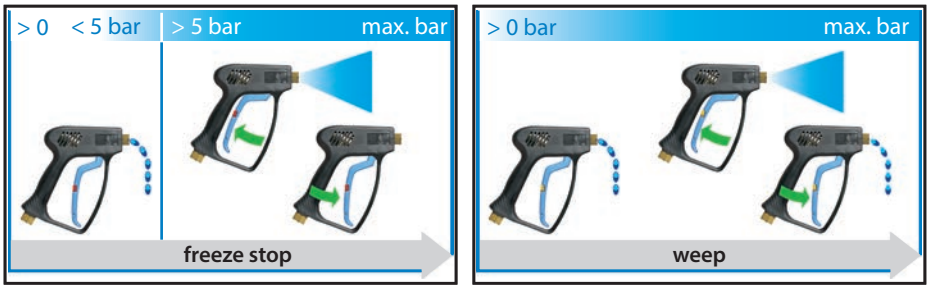

easywash365+ **standard**



Professional gun. Standard.
Max. 310 bar / 45 l/min / 150 °C

R+M Nr.	⟲	⟳
202 600 518	1/4" F	3/8" F swivel

easywash365+ **weep**



Professional gun. Weep version.
Max. 310 bar / 45 l/min / 150 °C

R+M Nr.	⟲	⟳
202 600 528	1/4" F	3/8" F swivel

easywash365+ **freeze stop**



Professional gun. Freeze stop version.
Max. 310 bar / 45 l/min / 150 °C

R+M Nr.	⟲	⟳
202 600 538	1/4" F	3/8" F swivel

LTF - Low Trigger Force 90 % reduced holding force and 40 % reduced trigger force against usual market guns.

easywash365+ **standard**



Professional gun with lance swivel ST-345. Standard.
Max. 310 bar / 45 l/min / 150 °C

R+M Nr.	⟲	⟳
202 600 802	1/4" F	3/8" F swivel

easywash365+ **weep**



Professional gun with lance swivel ST-345. Weep version.
Max. 310 bar / 45 l/min / 150 °C

R+M Nr.	⟲	⟳
202 600 803	1/4" F	3/8" F swivel

easywash365+ **freeze stop**



Professional gun with lance swivel ST-345. Freeze stop version.
Max. 310 bar / 45 l/min / 150 °C

R+M Nr.	⟲	⟳
202 600 804	1/4" F	3/8" F swivel

Valves complete - easywash365+



Standard

R+M Nr.
202 300 490



Weep

R+M Nr.
202 300 491



Freeze stop

R+M Nr.
202 300 457

ST-301 swivel - easywash365+



1/4" F : 3/8" F

R+M Nr.
200 301 050



Repair kit ST-301

R+M Nr.
200 300 100

Symbols ⟲ outlet ⟳ inlet

easywash365+ spray guns with swivels running in ball bearings by Suttner

» High-quality, integrated maintenance-free swivel joint, corrosion-resistant and very smooth-running.
» Extra-long service life of connected hoses guaranteed by the swivel protecting the hoses from twisting.
» Convenient 360° handling in any cleaning application.
» Max. 310 bar / 45 l/min / 150 °C.
» Gun inlet: 3/8" F, swivelling, gun outlet: 1/4" F.
» All guns with integrated ball-bearing swivel also feature the proven Low Trigger Force technology and are available with weep and freeze stop option or as standard version.



easywash365+ standard



Professional gun.
Standard.
With integrated ball bearing swivel.
Max. 310 bar / 45 l/min / 150 °C

R+M Nr.		
202 600 514	1/4" F	3/8" F swivel

easywash365+ weep



Professional gun.
Weep version.
With integrated ball bearing swivel.
Max. 310 bar / 45 l/min / 150 °C

R+M Nr.		
202 600 524	1/4" F	3/8" F swivel

easywash365+ freeze stop



Professional gun.
Freeze stop version.
With integrated ball bearing swivel.
Max. 310 bar / 45 l/min / 150 °C

R+M Nr.		
202 600 534	1/4" F	3/8" F swivel

LTF - Low Trigger Force 90 % reduced holding force and 40 % reduced trigger force against usual market guns.

Valves complete - easywash365+



Standard

R+M Nr.
202 300 490



Weep

R+M Nr.
202 300 491



Freeze stop

R+M Nr.
202 300 457

easywash365+ - ball bearing swivel ST-303



1/4" F : 3/8" F. Stainless steel / nickel-plated brass

R+M Nr.
200 303 050

Suttner high pressure spray guns for self-service car wash

ST-1100 weep



Professional gun. Weep version.
Max. 210 bar / 25 l/min / 150 °C

R+M Nr.	⟲	⟳
201 100 535	1/4" F	3/8" F

ST-1100 weep



Professional gun. Weep version.
Max. 210 bar / 25 l/min / 150 °C

R+M Nr.	⟲	⟳
201 100 530	1/4" F	3/8" F swivel

ST-1100 without trigger



Professional gun without valve.
Max. 210 bar / 25 l/min / 150 °C

R+M Nr.	⟲	⟳
201 100 570	1/4" F	3/8" F swivel

ST-1100



Repair kit swivel

R+M Nr.
200 300 100

ST-2300 freeze stop



Professional gun. Freeze stop version.
Max. 310 bar / 45 l/min / 150 °C

R+M Nr.	⟲	⟳
202 300 582	1/4" F	3/8" F swivel

ST-2300 weep



Professional gun. Weep version.
Max. 310 bar / 45 l/min / 150 °C

R+M Nr.	⟲	⟳
202 300 580	1/4" F	3/8" F

ST-2300 weep



Professional gun. Weep version.
Max. 310 bar / 45 l/min / 150 °C

R+M Nr.	⟲	⟳
202 300 581	1/4" F	3/8" F swivel

ST-2600 freeze stop



Professional gun with patented LTF technology.
Freeze stop version.
Max. 310 bar / 45 l/min / 150 °C

R+M Nr.	⟲	⟳
202 600 536	1/4" F	3/8" F swivel

ST-2600 weep



Professional gun with patented LTF technology.
Weep version.
Max. 310 bar / 45 l/min / 150 °C

R+M Nr.	⟲	⟳
202 600 544	1/4" F	3/8" F swivel

Symbols ⟲ outlet ⟳ inlet

Suttner high pressure spray guns

ST-601 linear standard



Standard.
Max. 275 bar / 45 l/min / 150 °C

R+M Nr.		
200 601 600	1/4" F	3/8" F

ST-601 linear freeze stop



Freeze stop version.
Max. 275 bar / 45 l/min / 150 °C

R+M Nr.		
200 601 601	1/4" F	3/8" F

ST-601 linear weep



Weep version.
Max. 275 bar / 45 l/min / 150 °C

R+M Nr.		
200 601 602	1/4" F	3/8" F

ST-1500 freeze stop



Professional gun. Freeze stop version.
Max. 275 bar / 45 l/min / 150 °C

R+M Nr.		
201 500 580	1/4" F	3/8" F

ST-1500 freeze stop



Professional gun. Freeze stop version.
Max. 275 bar / 45 l/min / 150 °C

R+M Nr.		
201 500 581	1/4" F	3/8" F swivel

ST-1500 weep



Professional gun. Weep version.
Max. 275 bar / 45 l/min / 150 °C

R+M Nr.		
201 500 620	1/4" F	3/8" F

ST-1500 without trigger



Professional gun without trigger.
Max. 275 bar / 45 l/min / 150 °C

R+M Nr.		
201 500 750	1/4" F	3/8" F

ST-1500C



Professional gun. Ceramic ball, chemical resistant valve and acid and alkali resistant PEEK sealing seat.
FKM seals.
Stainless steel in- and outlet.
By using PEEK as sealing seat material, the gun is also particularly suitable for pre-spray and pre-wash applications in vehicle washing
Max. 275 bar / 45 l/min / 150 °C

R+M Nr.		
201 500 572	1/4" F	3/8" F

ST-300 swivel



1/4" F : 3/8" F. ST-1500

R+M Nr.
200 300 050



Repair kit ST-300

R+M Nr.
200 300 100

ST-301 swivel



1/4" F : 3/8" F. ST-2300

R+M Nr.
200 301 050



Repair kit ST-301

R+M Nr.
200 300 100

Valves



ST-601

R+M Nr.
202 000 044



ST-2300. Freeze stop

R+M Nr.
202 300 457



ST-2300. Weep

R+M Nr.
202 300 491



ST-1500. Freeze stop

R+M Nr.
202 000 101



ST-1500. Weep

R+M Nr.
202 000 045



ST-1500C. ST-601 Resistant to chemicals

R+M Nr.
202 000 054

easywash365+ handles by Suttner



Stainless steel. Handle 20° bended.
Max. 350 bar / 150 °C

R+M Nr.		
200 009 650	1/4" F	1/4" M



Stainless steel. Handle 20° bended.
easywash365+ blue. Max. 350 bar / 150 °C

R+M Nr.		
200 009 655	1/4" F	1/4" M



Stainless steel. Handle 20° bended.
Max. 350 bar / 150 °C

R+M Nr.		
200 009 665	1/4" F	1/4" M



Stainless steel. Handle 20° bended.
Max. 350 bar / 150 °C

R+M Nr.		
200 009 657	1/4" F	M18 M (CEL)



Stainless steel. Handle 20° bended.
Max. 350 bar / 150 °C

R+M Nr.		
200 009 659	M18 F (DKOL)	M18 M (CEL)



Stainless steel. Retrofit kit.
M18 F (DKOL) : 1/4" M

R+M Nr.
200 009 480

easywash365+ lance swivels ST-345 by Suttner

The **easy**wash365+ lance swivel guarantees improved ergonomics in the professional car wash and in the cleaning industry. The lance swivel is mounted between the brush lance or spray lance and the high pressure gun or the brush grip.





1/4" F : 1/4" M. 350 bar. Stainless.
RAL 5005

R+M Nr.
200 345 520



1/4" F : 1/4" M. 350 bar. Stainless

R+M Nr.
200 345 530



1/4" F : 1/4" M. 350 bar. Stainless

R+M Nr.
200 345 500



1/4" F : 1/4" M. 350 bar. Stainless.
easywash365+ blue

R+M Nr.
200 345 510

Low pressure pre-spraying unit



Pre-spraying unit with gun ST-810, lance ST-28 Cool & Compact zinc-plated steel, nozzle protector ST-10 and nozzle 65° 01 with filter. Max. 140 bar / 150 °C

R+M Nr.	⟲	↔	⟳
200 810 785	nozzle 65° 01	500 mm	1/4" M swivel

Hose flexy



DN 06. Black. 8 m.
DKR 1/4" + PKS

R+M Nr.
390 052 208

High pressure spray guns

RL22



Max. 310 bar / 40 l/min / 160 °C

R+M Nr.	⟲	⟳
500 522 00	1/4" F	3/8" F



Max. 310 bar / 40 l/min / 160 °C

R+M Nr.	⟲	⟳
500 522 01	1/4" F	3/8" F swivel

SPECK star



Max. 280 bar / 40 l/min / 150 °C

R+M Nr.	⟲	⟳
506 00	1/4" F	3/8" F

ST-550 foot valves



Housing stainless steel. Valve stainless steel. Rubber feet.
Max. 500 bar / 80 l/min / 150 °C

R+M Nr.	⟲	⟳
200 550 600	1/4" F	1/4" F



Housing stainless steel. Valve stainless steel. Rubber feet.
Max. 500 bar / 80 l/min / 150 °C

R+M Nr.	⟲	⟳
200 550 620	M22 F	M22 M

ST-540 foot valves



Incl. HP-gun ST-2605. Material housing powdercoated steel. Rubber feet.
Max. 350 bar / 45 l/min / 150 °C

R+M Nr.	⟲	⟳
200 540 500	1/4" M	3/8" F



Incl. HP-gun ST-2750. Material housing powdercoated steel. Rubber feet.
Max. 500 bar / 30 l/min / 150 °C

R+M Nr.	⟲	⟳
200 540 550	1/4" M	3/8" F

Symbols ⟲ outlet ⟳ inlet ↔ length

Half-shell kits: Makeover of your gun



With effect from today, we enlarge the range of colours for our gun family ST-2300, ST-2600, and ST-2700. You can choose from green, blue, red, and yellow!

By means of our half-shell kits, it is possible to adapt the guns individually to your company's colour or to the one of your customers. By using different colours, the affiliation to a certain unit (e.g. rental business), user, or application is possible in an easy way, too.

Moreover, the guns can be used for allocation to different areas within the scope of the HACCP directive. In this respect, we offer further interesting products in different colours for lance clips, nozzle protectors, and plugs for rotating nozzles in Chapter 13, HACCP. This product range now features coloured insulated handles for lances with a length of 900 mm.

What would you like to mark in your colour? Select your appropriate half-shell kit, here!

If you like to have your corporate logo on the logo plate, please follow the instructions given on the following page: "Design your own Suttner gun".

Kit contains half shells, logo plate, trigger and trigger lock



R+M Nr.
202 300 473



R+M Nr.
202 300 474



R+M Nr.
202 300 471



R+M Nr.
202 300 472

Symbols outlet inlet VPE packing unit TYP type

Create your individual Suttner spray gun

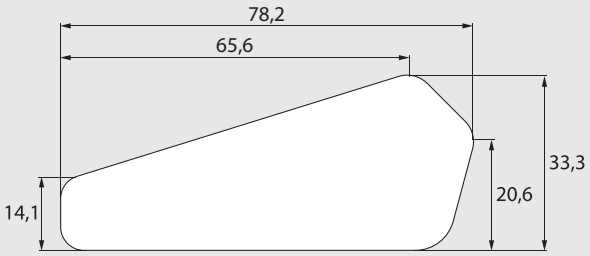



If you are honest with yourselves, will you not appreciate seeing your company`s logo on your Suttner spray gun? Or do you prefer having the telephone number of your favourite restaurant or the web site of your football team on your spray gun? It's up to you. We will certainly let your dream come true.

In the following passage we show you how that works. These seven steps have to be made:

Step 1 choose your model: ST-2300 or ST-2600

Step 2 determine your desired version

Step 3 state your favourite colour

Step 4 fill in the file with the label and return it to R+M. Please provide us your logo in one of the most common kinds of file (BMP, FES, GIF) and inform us about the typeface and typesize which you have used

Step 5 release the processed logo in writing

Step 6 arrange for a one-time transfer of € 300.00 for the production of the tools needed for the label

Step 7 place an order with us for 250 labels and one packing unit of spray guns (35 or 50 guns) without label

R+M Nr.	TYP			VPE
202 600 501	ST-2600	1/4" F	3/8" F	50
202 600 549	ST-2600	coupling KW	3/8" F swivel	35
202 600 557	ST-2600	1/4" F	3/8" F swivel	50

R+M Nr.	TYP			VPE
202 300 501	ST-2300	1/4" F	3/8" F	50
202 300 521	ST-2300	1/4" F	M 22 M	50
202 300 551	ST-2300	1/4" F	3/8" F swivel	50
202 300 562	ST-2300	coupling KW	3/8" F	35
202 300 571	ST-2300	coupling KW	3/8" F swivel	35



470 white | 690 yellow | 930 orange | 4225 green | 740 grey | 730 dark gray



595 blue | 420 violet | 480 dark blue | 647 red | 660 black

Create your individual Suttner vented handle

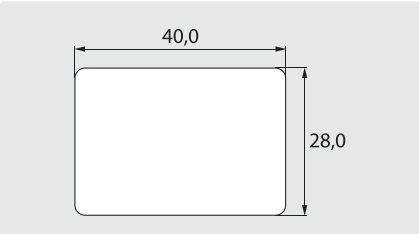

R+M Nr.	↔	℃
200 009 051	380 mm	max. 150 °C



With effect from today we offer you the possibility to combine your personal spray guns ST-2300 and ST-2600 with your individual vented handle ST-9. It is suitable for all 1/4" lances and if required, a grip can be mounted on the side at any time. Furthermore, the vented handle can be pushed over the outlet of all Suttner spray guns so that both products form an aesthetic whole. In case of hot water applications the user is steadily protected.

Try to determine your favourite colour of your personal label and already start thinking about what you would like to have written on it or which emblem you would like to see on it. It is really up to you as you can give free rein to your creativity. We will certainly let your dream come true. By means of labelling your personal ST-9 you succeed in enhancing the product itself and also in making your company and brand better known.

Get to your personal vented handle ST-9 in only 5 steps!

Step 1 determine your favourite colour

Step 2 fill in the file with the label and return it to R+M. Please provide us your logo in one of the most common kinds of files (BMP, FES, GIF) and inform us about the typeface and type size which you have used

Step 3 release the processed label in writing

Step 4 arrange for a one-time transfer of € 300.00 for the production of the tools needed for the label

Step 5 place an order with us for 240 labels and 1 packing unit of vented handles (80 pieces, R+M Nr. 200 009 051) without label

470 white	690 yellow	930 orange	4225 green	740 grey
595 blue	420 violet	480 dark blue	647 red	660 black

Symbols VPE packing unit ↔ length ℃ temperature ⌀ diameter ⌀ diameter

Gun exit connections

Connections for spray guns with coupling KW



Plug KW : 1/4" F. Stainless steel. SW 17. For lances with vented handle

R+M Nr.
040 003 080



Plug KW : 1/4" F. Stainless steel. SW 19. Plug for moulded handles

R+M Nr.
040 001 255

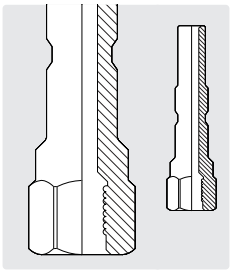



Plug KW : 1/4" F. SW 19. Polished stainless steel. For moulded handles. Plug for aluminium washer

R+M Nr.
040 001 248



Plug KW : 1/4" M. Polished stainless steel.

R+M Nr.
040 001 258

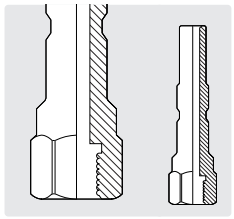



Aluminium washer for 1/4" F. ⌀ 11 mm

R+M Nr.	VPE
781 130 841	100



Plug KW : M21 M. stainless steel. Brass. Lances with quick screw coupling

R+M Nr.
559 101



Plug KW : M22 M. stainless steel. Brass. Lances with quick screw coupling

R+M Nr.
559 103



Plug KW : plug ST-45. stainless steel. Zinc-plated steel

R+M Nr.
559 102



Plug KW : M22 F. stainless steel. Brass

R+M Nr.
559 104



Plug KW : 1/4" M. stainless steel

R+M Nr.
040 001 256



Nozzle protector with plug KW. Without tip. Max. 400 bar / 150 °C

R+M Nr.
559 105

Coupling KW for spray guns



Coupling KW : 1/4" M. Brass

R+M Nr.
559 26



Coupling KW : 1/4" M. Stainless steel

R+M Nr.
202 700 350



Coupling KW : 1/4" M. Stainless steel

R+M Nr.
202 700 355

Coupling KW with ST-52.1 Variopress



Coupling KW : 1/4" M. Brass

R+M Nr.
559 264

Bajonet adapter





1/4" F

R+M Nr.
200 000 440



M22 F long

R+M Nr.
559 980 500



HV M22 short

R+M Nr.
559 980 505



M22 M

R+M Nr.
559 980 510



Coupling KW : M21 F. Brass

R+M Nr.
559 261



Coupling KW : M22 F. Brass

R+M Nr.
559 262



Coupling KW : M22 M. Brass

R+M Nr.
559 263



Coupling KW : M22 F. Brass

R+M Nr.
202 300 488

O-ring



O-ring for coupling KW

R+M Nr.
050 000 248

Lip seals



Tool for assembly of lip seal

R+M Nr.
202 300 365



Lip seal for coupling KW

R+M Nr.
050 000 249

Half lance exit connections

Connections for hobby half lances



Plug K : 1/4" F

R+M Nr.
200 000 435



Plug K : M22 F

R+M Nr.
559 93



Plug K : M22 M

R+M Nr.
559 94



Plug K : 1/4" F.
Plastic with brass thread

R+M Nr.
200 000 436



Plug K : M22 M.
Plastic with brass thread

R+M Nr.
559 95



Plug 8.8 :
M22 M. Brass.
Max. 250 bar / 100 °C

R+M Nr.
559 908 221



Plug Aqua : 1/4" F

R+M Nr.
559 21



Plug KW : 1/4" F

R+M Nr.
559 20



Plug KW : M22 F

R+M Nr.
559 201



Plug K : bayonet KW

R+M Nr.
559 55



M22 M : bayonet KW

R+M Nr.
559 56



Plug : 1/4" F.
Suitable for Annovi

R+M Nr.
200 000 438



Bayonet KW.
Suitable for Lavor, Annovi & Alto

R+M Nr.
559 58



Bayonet KW.
Suitable for Faip & Aqua

R+M Nr.
559 59



Plug Pro : 1/4" F

R+M Nr.
200 000 439



M22 F : M22 M.
Suitable for Servopress

R+M Nr.
565 67



Plug KR-Hobby : 1/4" F.
Stainless steel.
HEX 19.

R+M Nr.	⌀
040 001 209	10

Wall mount





Stainless steel. Wall mount for Suttner high pressure spray guns with lance or twin lance

R+M Nr.
040 002 055

Symbols ⟲ outlet ISO insulation ↔ length M material

Gun extensions



1/4" M. Lance with insulation ST-28 Cool & Compact.
Max. 400 bar / 150 °C

R+M Nr.		ISO		
200 028 303	1/4" M	300 mm	330 mm	zinc-plated steel



1/4" M. Lance with insulation ST-29 Cool & Compact. Max. 400 bar / 150 °C

R+M Nr.		ISO		
200 029 303	1/4" M	300 mm	330 mm	stainless steel



1/4" M. Lance with insulation ST-9.1 and M22 F.
Max. 400 bar / 150 °C

R+M Nr.			
200 009 730	M22 F	350 mm	stainless steel
200 009 731	M22 F	350 mm	zinc-plated steel



1/4" M. Lance with insulation ST-9.1 and coupling KW.
Max. 400 bar / 150 °C

R+M Nr.			
200 009 750	coupling KW	260 mm	stainless steel



1/4" M. Lance with insulation and M22 F.
Max. 400 bar / 150 °C

R+M Nr.			
202 300 400	M22 F	340 mm	zinc-plated steel



1/4" M. Lance with insulation ST-9.9 and M22 F.
Max. 400 bar / 150 °C

R+M Nr.			
200 009 945	M22 F	370 mm	zinc-plated steel



1/4" M. Lance with insulation ST-9.9 and M22 F.
Max. 400 bar / 150 °C

R+M Nr.			
200 009 940	M22 F	370 mm	zinc-plated steel



1/4" M. Lance with moulded handle.
Max. 400 bar / 150 °C

R+M Nr.		ISO		
070 004 340	1/4" M	400 mm	440 mm	stainless steel



1/4" M. Lance with moulded handle.
Max. 400 bar / 150 °C

R+M Nr.		ISO		
070 000 330	1/4" M	300 mm	330 mm	zinc-plated steel
070 000 240	1/4" M	400 mm	440 mm	zinc-plated steel



1/4" M. Lance with moulded handle.
Max. 400 bar / 150 °C

R+M Nr.		ISO		
070 003 229	1/4" M	300 mm	330 mm	stainless steel

Gun extensions with handle

1/4" M. Lance with handle and insulation ST-28.2/ST-29.2 Cool & Compact. Max. 400 bar / 150 °C



R+M Nr.	⟲	ISO	↔	M
200 028 204	1/4" M	400 mm	430 mm	zinc-plated
200 029 204	1/4" M	400 mm	430 mm	stainless steel



R+M Nr.	⟲	ISO	↔	M
200 028 210	1/4" M	400 mm	1,000 mm	zinc-plated
200 029 210	1/4" M	400 mm	1,000 mm	stainless steel

Insulations for lances

Insulations ST-9.9



Insulation 330 mm. Suitable for 1/4" lances. Max. 150 °C

R+M Nr.
200 009 935



Insulation 330 mm. Suitable for 1/4" lances. Max. 150 °C

R+M Nr.
200 009 936

Vented handles ST-9



Vented handle 380 mm. Suitable for 1/4" lances. Max. 150 °C

R+M Nr.
200 009 510

Adapter for lances



M18 M : TR20 F. K-Lock 8. Brass.
Max. 400 bar / 150° C

R+M Nr.
565 686

Symbols ⟲ outlet ISO insulation ↔ length M material



Accessories and spare parts for lances and twin lances 272
Accessories for wall cleaner 270
Adapter for lances 275
Belt support kit for telescopic lances 271
Complete lances 269
easyturn ST-9.4 – rotatable lances by Suttner 265
easyturn ST-9.7 – colored lances by Suttner 264
easywash365+ lances by Suttner 263, 266-267
Gun extensions 274
Gun extensions with handle 275
High pressure telescopic lances 271
Insulations for lances 275
Kit ST-85 Push & Pull 261
Lance bender 272
Lance holder 276
Lance holder, two-piece 275
Lances 240-249
Lances with ergonomic swivel screw coupling 250-251
Longcast lances 268
Nozzle protector 272
Nozzle protector and nozzle holder 273-274
Pivotable nozzle holder 270
Self-service lances 266
Splash guard 270
ST-175 Foam & Clean 258
ST-330 swivel nozzle holder 270
ST-85 Push & Pull lances 259-260
Suttner ultra high pressure lances 261-262
Twin and adjustable nozzle holder 269
Twin lances 252-257
U-lances 243
Ultra high pressure twin lances 261-262
Universal bracket 276
Wall cleaner 270

Lances

Flat jet lances



Kr

M22 M. Lance with nozzle protector ST-10 and nozzle. Max. 400 bar / 150 °C

R+M Nr.	D	↔	M
512 903 039	2503	430 mm	stainless steel
512 904 039	2504	430 mm	stainless steel
512 904 539	25045	430 mm	stainless steel
513 103 039	2503	500 mm	stainless steel
513 104 039	2504	500 mm	stainless steel
513 104 539	25045	500 mm	stainless steel
513 107 539	2507	500 mm	stainless steel
513 203 539	25035	600 mm	stainless steel
513 204 039	2504	600 mm	stainless steel
513 204 539	25045	600 mm	stainless steel
513 205 039	2505	600 mm	stainless steel
513 206 039	2506	600 mm	stainless steel
513 207 039	2507	600 mm	stainless steel
513 208 039	2508	600 mm	stainless steel
513 210 039	2510	600 mm	stainless steel
513 211 039	2511	600 mm	stainless steel
513 212 539	25125	600 mm	stainless steel

M22 M. Lance with nozzle protector ST-10 and nozzle. Max. 400 bar / 150 °C

R+M Nr.	D	↔	M
512 903 03	2503	430 mm	zinc-plated steel
512 904 03	2504	430 mm	zinc-plated steel
512 904 53	25045	430 mm	zinc-plated steel
513 103 03	2503	500 mm	zinc-plated steel
513 104 03	2504	500 mm	zinc-plated steel
513 104 53	25045	500 mm	zinc-plated steel
513 107 53	2507	500 mm	zinc-plated steel
513 203 53	25035	600 mm	zinc-plated steel
513 204 03	2504	600 mm	zinc-plated steel
513 204 53	25045	600 mm	zinc-plated steel
513 205 03	2505	600 mm	zinc-plated steel
513 206 03	2506	600 mm	zinc-plated steel
513 207 03	2507	600 mm	zinc-plated steel
513 208 03	2508	600 mm	zinc-plated steel
513 210 03	2510	600 mm	zinc-plated steel
513 211 03	2511	600 mm	zinc-plated steel
513 212 53	25125	600 mm	zinc-plated steel



Kr

Plug KW. Lance with protector ST-10 without nozzle.
Max. 400 bar / 150 °C

R+M Nr.	↔	M
513 100 079	500 mm	stainless steel
513 200 079	600 mm	stainless steel

Plug KW. Lance with protector ST-10 with nozzle.
Max. 400 bar / 150 °C

R+M Nr.	D	↔	M
512 903 049	2503	430 mm	stainless steel

Lances with female thread



1/4" M. Lance with moulded handle Cool & Compact. Comfortable grip and ergonomic shape. Heat-proof insulation. Max. 400 bar / 150 °C

R+M Nr.	⟲	ISO	↔	M
200 129 140	1/4" F BSP	300 mm	500 mm	stainless steel
200 129 145	1/4" F BSP	400 mm	700 mm	stainless steel
200 129 150	1/4" F BSP	400 mm	800 mm	stainless steel

R+M Nr.



1/4" M. Lance. Max. 400 bar / 150 °C

R+M Nr.	⟲	↔	M
070 000 097	1/4" F BSP	100 mm	stainless steel
070 000 098	1/4" F BSP	150 mm	stainless steel
070 000 099	1/4" F BSP	200 mm	stainless steel
070 000 095	1/4" F BSP	250 mm	stainless steel
070 000 101	1/4" F BSP	350 mm	stainless steel

R+M Nr.

Lances

ST-001



1/4" M. Lance with male thread. Max. 400 bar / 150 °C

R+M Nr.	○	↔	M
070 004 008	1/4" M	400 mm	stainless steel
070 004 338	1/4" M	433 mm	stainless steel
070 005 008	1/4" M	500 mm	stainless steel
070 006 008	1/4" M	600 mm	stainless steel
070 008 008	1/4" M	800 mm	stainless steel
070 010 008	1/4" M	1,000 mm	stainless steel
070 012 008	1/4" M	1,200 mm	stainless steel
070 015 008	1/4" M	1,500 mm	stainless steel
070 020 008	1/4" M	2,000 mm	stainless steel

R+M Nr.	○	↔	M
070 000 076	1/4" M	400 mm	zinc-plated steel
070 000 026	1/4" M	431 mm	zinc-plated steel
070 000 030	1/4" M	500 mm	zinc-plated steel
070 000 040	1/4" M	600 mm	zinc-plated steel
070 000 050	1/4" M	800 mm	zinc-plated steel
070 000 060	1/4" M	1,000 mm	zinc-plated steel
070 000 070	1/4" M	1,200 mm	zinc-plated steel
070 000 080	1/4" M	1,500 mm	zinc-plated steel
070 000 090	1/4" M	2,000 mm	zinc-plated steel



M22 M. Lance with nozzle protector ST-10 without high pressure nozzle. Max. 400 bar / 150 °C

R+M Nr.	⟲	↔	M
512 903 9	1/4" F NPT	430 mm	stainless steel
513 103 9	1/4" F NPT	500 mm	stainless steel
513 203 9	1/4" F NPT	600 mm	stainless steel
513 303 9	1/4" F NPT	800 mm	stainless steel
513 403 9	1/4" F NPT	1,000 mm	stainless steel

R+M Nr.	⟲	↔	M
512 903	1/4" F NPT	430 mm	zinc-plated steel
513 103	1/4" F NPT	500 mm	zinc-plated steel
513 203	1/4" F NPT	600 mm	zinc-plated steel
513 303	1/4" F NPT	800 mm	zinc-plated steel
513 403	1/4" F NPT	1,000 mm	zinc-plated steel



M22 M. Lance with nozzle protector ST-10 without high pressure nozzle. Max. 400 bar / 150 °C

R+M Nr.	⟲	↔	M
513 203 91	1/4" F NPT	600 mm	stainless steel
513 303 91	1/4" F NPT	800 mm	stainless steel
513 403 91	1/4" F NPT	1,000 mm	stainless steel

R+M Nr.	⟲	↔	M
513 203 1	1/4" F NPT	600 mm	zinc-plated steel
513 303 1	1/4" F NPT	800 mm	zinc-plated steel
513 403 1	1/4" F NPT	1,000 mm	zinc-plated steel

Symbols ⟲ outlet ISO insulation ↔ length M material D nozzle ○ thread

Lances

ST-26 Cool & Soft



Lance with insulation ST-26 Cool & Soft. Comfortable grip and ergonomic shape. Heat-proof insulation. Heat-proof insulation.
Max. 400 bar / 150 °C

R+M Nr.	○	ISO	↔	M
200 026 410	1/4" M	400 mm	1,000 mm	stainless steel

R+M Nr.

ST-28 Cool & Compact



Lance with insulation ST-28 Cool & Compact. Comfortable grip and ergonomic shape. Heat-proof insulation. Max. 400 bar / 150 °C

Surface temperature of the insulations
ST-28, ST-29 and ST-26 at a water temperature of 90 °C.

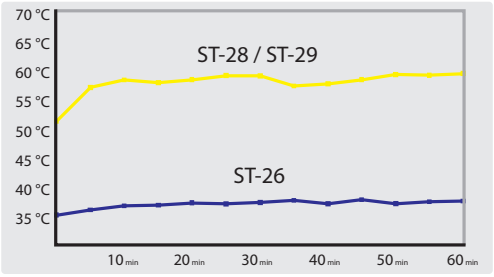

R+M Nr.	○	ISO	↔	M
200 028 303	1/4" M	300 mm	330 mm	zinc-plated steel
200 028 305	1/4" M	300 mm	500 mm	zinc-plated steel
200 028 306	1/4" M	300 mm	600 mm	zinc-plated steel
200 028 307	1/4" M	300 mm	700 mm	zinc-plated steel
200 028 408	1/4" M	400 mm	800 mm	zinc-plated steel
200 028 309	1/4" M	300 mm	900 mm	zinc-plated steel
200 028 410	1/4" M	400 mm	1,000 mm	zinc-plated steel
200 028 312 *	1/4" M	300 mm	1,200 mm	zinc-plated steel
200 028 412	1/4" M	400 mm	1,200 mm	zinc-plated steel

ST-29 Cool & Compact



Lance with insulation ST-29 Cool & Compact green. Comfortable grip and ergonomic shape. Heat-proof insulation. Max. 400 bar / 150 °C

R+M Nr.	○	ISO	↔	M
200 029 317	1/4" M	300 mm	900 mm	stainless steel

R+M Nr.



Lance with insulation ST-29 Cool & Compact blue. Comfortable grip and ergonomic shape. Heat-proof insulation. Max. 400 bar / 150 °C

R+M Nr.	○	ISO	↔	M
200 029 315	1/4" M	300 mm	900 mm	stainless steel

R+M Nr.



Lance with insulation ST-29 Cool & Compact red. Comfortable grip and ergonomic shape. Heat-proof insulation. Max. 400 bar / 150 °C

R+M Nr.	○	ISO	↔	M
200 029 318	1/4" M	300 mm	900 mm	stainless steel

R+M Nr.



Lance with insulation ST-29 Cool & Compact yellow. Comfortable grip and ergonomic shape. Heat-proof insulation. Max. 400 bar / 150 °C

R+M Nr.	○	ISO	↔	M
200 029 316	1/4" M	300 mm	900 mm	stainless steel

R+M Nr.

* limited stock

Lances

ST-29 Cool & Compact



Lance with insulation ST-29 Cool & Compact. Comfortable grip and ergonomic shape. Heat-proof insulation. Max. 400 bar / 150 °C

R+M Nr.	○	ISO	↔	M
200 029 305	1/4" M	300 mm	500 mm	stainless steel
200 029 306	1/4" M	300 mm	600 mm	stainless steel
200 029 307	1/4" M	300 mm	700 mm	stainless steel
200 029 309	1/4" M	300 mm	900 mm	stainless steel
200 029 410	1/4" M	400 mm	1,000 mm	stainless steel
200 029 312 *	1/4" M	300 mm	1,200 mm	stainless steel
200 029 412	1/4" M	400 mm	1,200 mm	stainless steel

R+M Nr.

ST-007



Lance with moulded handle. Max. 400 bar / 150 °C

R+M Nr.	○	ISO	↔	M
070 005 010	1/4" M	300 mm	500 mm	stainless steel
070 010 010	1/4" M	400 mm	1,000 mm	stainless steel

R+M Nr.



1/4" M. Lance with moulded handle and nozzle protector ST-10 without high pressure nozzle. Max. 400 bar / 150 °C

R+M Nr.	⇦	ISO	↔	M
512 149 3	1/4" F NPT	300 mm	500 mm	stainless steel
512 449 3	1/4" F NPT	400 mm	1,000 mm	stainless steel

R+M Nr.



1/4" M. Lance with moulded handle and nozzle protector ST-10 without high pressure nozzle. Max. 400 bar / 150 °C

R+M Nr.	⇦	ISO	↔	M
512 449 31	1/4" F NPT	400 mm	1,000 mm	stainless steel

R+M Nr.

U-lances



1/4" M. Lance with moulded handle. Max. 250 bar / 150 °C

R+M Nr.	⇦	ISO	↔	M
070 009 011	2 x 1/4" M	300 mm	900 mm	stainless steel

R+M Nr.

Symbols ⇦ outlet ↔ length M material ISO insulation ○ thread

Lances

ST-007



Lance with moulded handle. Max. 400 bar / 150 °C

R+M Nr.	○	ISO	↔	M
070 009 433	1/4" M	300 mm	433 mm	stainless steel
070 005 009	1/4" M	300 mm	500 mm	stainless steel
070 006 009	1/4" M	300 mm	600 mm	stainless steel
070 007 009	1/4" M	300 mm	700 mm	stainless steel
070 008 009	1/4" M	400 mm	800 mm	stainless steel
070 010 009	1/4" M	400 mm	1,000 mm	stainless steel
070 012 009	1/4" M	500 mm	1,200 mm	stainless steel
070 015 009	1/4" M	500 mm	1,500 mm	stainless steel
070 020 009	1/4" M	500 mm	2,000 mm	stainless steel

R+M Nr.	○	ISO	↔	M
070 000 170	1/4" M	300 mm	500 mm	zinc-plated steel
070 000 180	1/4" M	300 mm	600 mm	zinc-plated steel
070 000 190	1/4" M	400 mm	800 mm	zinc-plated steel
070 000 470	1/4" M	300 mm	900 mm	zinc-plated steel
070 000 200	1/4" M	400 mm	1,000 mm	zinc-plated steel
070 000 210	1/4" M	500 mm	1,200 mm	zinc-plated steel
070 000 220	1/4" M	500 mm	1,500 mm	zinc-plated steel
070 000 230	1/4" M	500 mm	2,000 mm	zinc-plated steel



1/4" M. Lance with moulded handle and nozzle protector ST-10 without high pressure nozzle. Max. 400 bar / 150 °C

R+M Nr.	⟲	ISO	↔	M
512 193	1/4" F NPT	300 mm	500 mm	stainless steel
512 293	1/4" F NPT	300 mm	600 mm	stainless steel
512 393	1/4" F NPT	400 mm	800 mm	stainless steel
512 493	1/4" F NPT	400 mm	1,000 mm	stainless steel
512 593	1/4" F NPT	500 mm	1,200 mm	stainless steel
512 693	1/4" F NPT	500 mm	1,500 mm	stainless steel
512 893	1/4" F NPT	500 mm	2,000 mm	stainless steel

R+M Nr.	⟲	ISO	↔	M
512 103	1/4" F NPT	300 mm	500 mm	zinc-plated steel
512 203	1/4" F NPT	300 mm	600 mm	zinc-plated steel
512 303	1/4" F NPT	400 mm	800 mm	zinc-plated steel
512 403	1/4" F NPT	400 mm	1,000 mm	zinc-plated steel
512 503	1/4" F NPT	500 mm	1,200 mm	zinc-plated steel
512 603	1/4" F NPT	500 mm	1,500 mm	zinc-plated steel
512 803	1/4" F NPT	500 mm	2,000 mm	zinc-plated steel



1/4" M. Lance with moulded handle and nozzle protector ST-10 without high pressure nozzle. Max. 400 bar / 150 °C

R+M Nr.	⟲	ISO	↔	M
512 393 1	1/4" F NPT	400 mm	800 mm	stainless steel
512 493 1	1/4" F NPT	400 mm	1,000 mm	stainless steel
512 593 1	1/4" F NPT	500 mm	1,200 mm	stainless steel
512 693 1	1/4" F NPT	500 mm	1,500 mm	stainless steel
512 893 1	1/4" F NPT	500 mm	2,000 mm	stainless steel

R+M Nr.	⟲	ISO	↔	M
512 303 1	1/4" F NPT	400 mm	800 mm	zinc-plated steel
512 403 1	1/4" F NPT	400 mm	1,000 mm	zinc-plated steel
512 503 1	1/4" F NPT	500 mm	1,200 mm	zinc-plated steel
512 603 1	1/4" F NPT	500 mm	1,500 mm	zinc-plated steel
512 803 1	1/4" F NPT	500 mm	2,000 mm	zinc-plated steel

Lances

ST-001 with vented handle ST-9



Lance with insulation ST-9. Max. 400 bar / 150 °C

R+M Nr.	○	ISO	↔	M
511 29	1/4" M	380 mm	500 mm	stainless steel
511 39	1/4" M	380 mm	600 mm	stainless steel
511 49	1/4" M	380 mm	800 mm	stainless steel
511 59	1/4" M	380 mm	1,000 mm	stainless steel
511 69	1/4" M	380 mm	1,200 mm	stainless steel
511 79	1/4" M	380 mm	1,500 mm	stainless steel
511 719	1/4" M	760 mm	1,500 mm	stainless steel
511 99	1/4" M	760 mm	2,000 mm	stainless steel

R+M Nr.	○	ISO	↔	M
511 20	1/4" M	380 mm	500 mm	zinc-plated steel
511 30	1/4" M	380 mm	600 mm	zinc-plated steel
511 40	1/4" M	380 mm	800 mm	zinc-plated steel
511 50	1/4" M	380 mm	1,000 mm	zinc-plated steel
511 60	1/4" M	380 mm	1,200 mm	zinc-plated steel
511 70	1/4" M	380 mm	1,500 mm	zinc-plated steel
511 71	1/4" M	760 mm	1,500 mm	zinc-plated steel
511 90	1/4" M	760 mm	2,000 mm	zinc-plated steel



1/4" M. Lance with vented handle ST-9 and nozzle protector ST-10 without high pressure nozzle. Max. 400 bar / 150 °C

R+M Nr.	⟲	ISO	↔	M
511 201 9	1/4" F NPT	380 mm	500 mm	stainless steel
511 301 9	1/4" F NPT	380 mm	600 mm	stainless steel
511 401 9	1/4" F NPT	380 mm	800 mm	stainless steel
511 501 9	1/4" F NPT	380 mm	1,000 mm	stainless steel
511 601 9	1/4" F NPT	380 mm	1,200 mm	stainless steel
511 701 9	1/4" F NPT	760 mm	1,500 mm	stainless steel
511 901 9	1/4" F NPT	760 mm	2,000 mm	stainless steel

R+M Nr.	⟲	ISO	↔	M
511 201	1/4" F NPT	380 mm	500 mm	zinc-plated steel
511 301	1/4" F NPT	380 mm	600 mm	zinc-plated steel
511 401	1/4" F NPT	380 mm	800 mm	zinc-plated steel
511 501	1/4" F NPT	380 mm	1,000 mm	zinc-plated steel
511 601	1/4" F NPT	380 mm	1,200 mm	zinc-plated steel
511 701	1/4" F NPT	760 mm	1,500 mm	zinc-plated steel
511 901	1/4" F NPT	760 mm	2,000 mm	zinc-plated steel



1/4" M. Lance with vented handle ST-9 and nozzle protector ST-10 without high pressure nozzle. Max. 400 bar / 150 °C

R+M Nr.	⟲	ISO	↔	M
511 401 19	1/4" F NPT	380 mm	800 mm	stainless steel
511 501 19	1/4" F NPT	380 mm	1,000 mm	stainless steel
511 601 19	1/4" F NPT	380 mm	1,200 mm	stainless steel
511 701 19	1/4" F NPT	760 mm	1,500 mm	stainless steel
511 901 19	1/4" F NPT	760 mm	2,000 mm	stainless steel

R+M Nr.	⟲	ISO	↔	M
511 401 1	1/4" F NPT	380 mm	800 mm	zinc-plated steel
511 501 1	1/4" F NPT	380 mm	1,000 mm	zinc-plated steel
511 601 1	1/4" F NPT	380 mm	1,200 mm	zinc-plated steel
511 701 1	1/4" F NPT	760 mm	1,500 mm	zinc-plated steel
511 901 1	1/4" F NPT	760 mm	2,000 mm	zinc-plated steel

Symbols ⟲ outlet ↔ length M material ISO insulation ○ thread

Lances

ST-001 with vented handle ST-9



Plug KW. Lance with vented handle ST-9 and nozzle protector ST-10 without high pressure nozzle. Max. 400 bar / 150 °C

R+M Nr.	⟲	ISO	↔	M
511 405 9	1/4" F NPT	380 mm	800 mm	stainless steel
511 505 9	1/4" F NPT	380 mm	1,000 mm	stainless steel

R+M Nr.	⟲	ISO	↔	M
511 405	1/4" F NPT	380 mm	800 mm	zinc-plated steel
511 505	1/4" F NPT	380 mm	1,000 mm	zinc-plated steel



Plug KW. Lance with vented handle ST-9 and nozzle protector ST-10 without high pressure nozzle. Max. 400 bar / 150 °C

R+M Nr.	⟲	ISO	↔	M
511 405 91	1/4" F NPT	380 mm	800 mm	stainless steel
511 505 91	1/4" F NPT	380 mm	1,000 mm	stainless steel

R+M Nr.	⟲	ISO	↔	M
511 405 1	1/4" F NPT	380 mm	800 mm	zinc-plated steel
511 505 1	1/4" F NPT	380 mm	1,000 mm	zinc-plated steel



Plug KW. Lance with insulation ST-9, grip and nozzle protector ST-10 without high pressure nozzle. Max. 400 bar / 150 °C

R+M Nr.	⟲	ISO	↔	M
511 705 9	1/4" F NPT	760 mm	1,500 mm	stainless steel
511 905 9	1/4" F NPT	760 mm	2,000 mm	stainless steel

R+M Nr.	⟲	ISO	↔	M
511 705	1/4" F NPT	760 mm	1,500 mm	zinc-plated steel
511 905	1/4" F NPT	760 mm	2,000 mm	zinc-plated steel



Plug KW. Lance with insulation ST-9, grip and nozzle protector ST-10 without high pressure nozzle. Max. 400 bar / 150 °C

R+M Nr.	⟲	ISO	↔	M
511 705 91	1/4" F NPT	760 mm	1,500 mm	stainless steel
511 905 91	1/4" F NPT	760 mm	2,000 mm	stainless steel

R+M Nr.	⟲	ISO	↔	M
511 705 1	1/4" F NPT	760 mm	1,500 mm	zinc-plated steel
511 905 1	1/4" F NPT	760 mm	2,000 mm	zinc-plated steel

Symbols ⟲ outlet ↔ length M material ISO insulation

Lances

ST-001 with insulation ST-9.9



Plug KW. Lance with insulation ST-9.9 and ST-51 adjustable nozzle. Max. 250 bar / 150 °C

R+M Nr.		ISO	↔	M	R+M Nr.
511 505 910	1/4" F	330 mm	1,000 mm	stainless steel	



Plug KW. Lance with insulation ST-9.9 and nozzle protector ST-10 without high pressure nozzle. Max. 400 bar / 150 °C

R+M Nr.		ISO	↔	M	R+M Nr.
511 505 901	1/8" F NPT	330 mm	1,000 mm	stainless steel	



Plug KW. Lance with insulation ST-9.9 and nozzle protector ST-10 without high pressure nozzle. Max. 400 bar / 150 °C

R+M Nr.		ISO	↔	M	R+M Nr.
511 505 905	1/4" F NPT	330 mm	1,000 mm	stainless steel	

ST-247 with insulation ST-9.9



Plug ST-247. Lance with insulation ST-9.9 and **hydro**blade® nozzle protector without **hydro**blade® nozzles. Max. 400 bar / 150 °C

R+M Nr.		ISO	↔	M	R+M Nr.
514 524 700	**hydro**blade®	330 mm	1.000 mm	stainless steel	



Plug ST-247. Lance with insulation ST-9.9 and **hydro**blade® nozzle protector without **hydro**blade® nozzles. Max. 400 bar / 150 °C

R+M Nr.		ISO	↔	M	R+M Nr.
514 524 701	**hydro**blade®	330 mm	1.000 mm	stainless steel	

Lances

ST-001 with vented handle ST-9



M22 M. Lance with vented handle ST-9 and nozzle protector ST-10 without high pressure nozzle. Max. 400 bar / 150 °C

R+M Nr.	⟲	ISO	↔	M
511 203 9	1/4" F NPT	380 mm	500 mm	stainless steel
511 503 9	1/4" F NPT	380 mm	1,000 mm	stainless steel
511 703 9	1/4" F NPT	380 mm	1,500 mm	stainless steel
511 803 9	1/4" F NPT	760 mm	2,000 mm	stainless steel

R+M Nr.	⟲	ISO	↔	M
511 203	1/4" F NPT	380 mm	500 mm	zinc-plated steel
511 503	1/4" F NPT	380 mm	1,000 mm	zinc-plated steel
511 703	1/4" F NPT	380 mm	1,500 mm	zinc-plated steel
511 803	1/4" F NPT	760 mm	2,000 mm	zinc-plated steel



M22 M. Lance with vented handle ST-9 and nozzle protector ST-10 without high pressure nozzle. Max. 400 bar / 150 °C

R+M Nr.	⟲	ISO	↔	M
511 503 91	1/4" F NPT	380 mm	1,000 mm	stainless steel
511 703 91	1/4" F NPT	380 mm	1,500 mm	stainless steel
511 803 91	1/4" F NPT	760 mm	2,000 mm	stainless steel

R+M Nr.	⟲	ISO	↔	M
511 503 1	1/4" F NPT	380 mm	1,000 mm	zinc-plated steel
511 703 1	1/4" F NPT	380 mm	1,500 mm	zinc-plated steel
511 803 1	1/4" F NPT	760 mm	2,000 mm	zinc-plated steel

ST-001 with vented handle ST-9



Plug KW. Lance with vented handle ST-9 and nozzle protector without tip. Max. 400 bar / 150 °C

R+M Nr.	⟲	ISO	↔	M
514 594	nozzle protector	380 mm	1,000 mm	stainless steel

R+M Nr.

Nozzle protector



Nozzle protector with M22 F.
Without tip. Max. 400 bar / 150 °C

R+M Nr.
561 41



Nozzle protector with plug KW.
Without tip. Max. 400 bar / 150 °C

R+M Nr.
559 105

Lances



M22 F. Lance with vented handle ST-9 and nozzle protector without tip. Max. 400 bar / 150 °C

R+M Nr.	⟲	ISO	↔	M
514 19	nozzle protector	380 mm	500 mm	stainless steel
514 29	nozzle protector	380 mm	600 mm	stainless steel
514 39	nozzle protector	380 mm	800 mm	stainless steel
514 59	nozzle protector	380 mm	1,000 mm	stainless steel
514 69	nozzle protector	380 mm	1,200 mm	stainless steel
514 79	nozzle protector	380 mm	1,500 mm	stainless steel
514 89	nozzle protector	760 mm	2,000 mm	stainless steel

R+M Nr.	⟲	ISO	↔	M
514 10	nozzle protector	380 mm	500 mm	zinc-plated steel
514 20	nozzle protector	380 mm	600 mm	zinc-plated steel
514 30	nozzle protector	380 mm	800 mm	zinc-plated steel
514 50	nozzle protector	380 mm	1,000 mm	zinc-plated steel
514 60	nozzle protector	380 mm	1,200 mm	zinc-plated steel
514 70	nozzle protector	380 mm	1,500 mm	zinc-plated steel
514 80	nozzle protector	760 mm	2,000 mm	zinc-plated steel



M22 F. Lance with vented handle ST-9 and nozzle protector without tip. Max. 400 bar / 150 °C

R+M Nr.	⟲	ISO	↔	M
514 391	nozzle protector	380 mm	800 mm	stainless steel
514 591	nozzle protector	380 mm	1,000 mm	stainless steel
514 691	nozzle protector	380 mm	1,200 mm	stainless steel
514 791	nozzle protector	380 mm	1,500 mm	stainless steel
514 891	nozzle protector	760 mm	2,000 mm	stainless steel

R+M Nr.	⟲	ISO	↔	M
514 301	nozzle protector	380 mm	800 mm	zinc-plated steel
514 501	nozzle protector	380 mm	1,000 mm	zinc-plated steel
514 601	nozzle protector	380 mm	1,200 mm	zinc-plated steel
514 701	nozzle protector	380 mm	1,500 mm	zinc-plated steel
514 801	nozzle protector	760 mm	2,000 mm	zinc-plated steel



M22 F swivel. Lance with vented handle ST-9 and nozzle protector without tip. Max. 400 bar / 150 °C

R+M Nr.	⟲	ISO	↔	M
514 119	nozzle protector	380 mm	500 mm	stainless steel
514 519	nozzle protector	380 mm	1,000 mm	stainless steel
514 719	nozzle protector	380 mm	1,500 mm	stainless steel
514 819	nozzle protector	760 mm	2,000 mm	stainless steel

R+M Nr.	⟲	ISO	↔	M
514 11	nozzle protector	380 mm	500 mm	zinc-plated steel
514 510	nozzle protector	380 mm	1,000 mm	zinc-plated steel
514 71	nozzle protector	380 mm	1,500 mm	zinc-plated steel
514 81	nozzle protector	760 mm	2,000 mm	zinc-plated steel



M22 F swivel. Lance with vented handle ST-9 and nozzle protector without tip. Max. 400 bar / 150 °C

R+M Nr.	⟲	ISO	↔	M
514 519 1	nozzle protector	380 mm	1,000 mm	stainless steel
514 719 1	nozzle protector	380 mm	1,500 mm	stainless steel
514 819 1	nozzle protector	760 mm	2,000 mm	stainless steel

R+M Nr.	⟲	ISO	↔	M
514 511	nozzle protector	380 mm	1,000 mm	zinc-plated steel
514 711	nozzle protector	380 mm	1,500 mm	zinc-plated steel
514 811	nozzle protector	760 mm	2,000 mm	zinc-plated steel

Symbols ⟲ outlet ↔ length M material ISO insulation

Lances with ergonomic swivel screw coupling

» Lances suitable for Kärcher spray guns.
» The lance has an ergonomic and conical swivel screw coupling operating as a connection piece between the lance and the spray gun. The new design offers a smooth transition from the spray gun to the lance.
» Rotating by 360° under pressure.
» All materials are rust-free and of premium quality.
» The hand screw coupling is made out of shock-resistant plastics and equipped with a brazen thread. The internal nipple of the hand screw coupling is made out of stainless steel.
» Nozzle protector without tip.




spray gun - standard K


spray gun - servopress K


ST-2635 - standard K


ST-2300 - standard K

Lances with vented handle ST-9



M22 F swivel. Lance with vented handle ST-9 and nozzle protector without tip. Max. 400 bar / 150 °C

R+M Nr.	spray gun	ISO	↔	M
514 149	standard	380 mm	500 mm	stainless steel
514 249	standard	380 mm	600 mm	stainless steel
514 549	standard	380 mm	1,000 mm	stainless steel
514 749	standard	380 mm	1,500 mm	stainless steel

R+M Nr.	spray gun	ISO	↔	M
514 159	servopress	380 mm	500 mm	stainless steel
514 559	servopress	380 mm	1,000 mm	stainless steel



M22 F swivel. Lance with vented handle ST-9 and nozzle protector without tip. Max. 400 bar / 150 °C

R+M Nr.	spray gun	ISO	↔	M
514 349 1	standard	380 mm	800 mm	stainless steel
514 549 1	standard	380 mm	1,000 mm	stainless steel
514 649 1	standard	380 mm	1,200 mm	stainless steel
514 749 1	standard	380 mm	1,500 mm	stainless steel

R+M Nr.	spray gun	ISO	↔	M
514 559 1	servopress	380 mm	1,000 mm	stainless steel

Lances with insulation ST-22



M22 F swivel. Lance with insulation ST-22 and nozzle protector without tip. Max. 400 bar / 150 °C

R+M Nr.	spray gun	ISO	↔	M
514 129 *	standard	310 mm	500 mm	stainless steel
514 529	standard	410 mm	1,000 mm	stainless steel

R+M Nr.	spray gun	ISO	↔	M
514 139 *	servopress	310 mm	500 mm	stainless steel
514 539	servopress	410 mm	1,000 mm	stainless steel

Symbols ⊂ inlet ⊃ outlet ↔ length M material ISO insulation

* limited stock

Lances with ergonomic swivel screw coupling

Lances with insulation ST-22



K

M22 F swivel. Lance with insulation ST-22 and nozzle protector without tip. Max. 400 bar / 150 °C

R+M Nr.	spray gun	ISO	↔	M
514 529 1	standard	410 mm	1,000 mm	stainless steel

R+M Nr.	spray gun	ISO	↔	M
514 539 1	servopress	410 mm	1,000 mm	stainless steel

Twin lances with moulded handle



K

M22 F swivel. Lance with moulded handle, valve ST-54 aside and nozzle protector without tip. Max. 310 bar / 150 °C

R+M Nr.

R+M Nr.		ISO	↔	M
517 608 5	nozzle protector	300 mm	980 mm	zinc-plated steel



suitable for standard spray guns

K

M22 F swivel. ST-85 Push & Pull lance with ergonomic swivel screw coupling suitable for standard spray guns. Max. 210 bar / 150 °C

R+M Nr.		↔		M
200 085 645	nozzle protector	850 mm	M22 F swivel	stainless steel
200 085 935	nozzle protector	1,000 mm	M22 F swivel	stainless steel
200 085 685	nozzle protector	1,500 mm	M22 F swivel	stainless steel
200 085 687	nozzle protector	2,000 mm	M22 F swivel	stainless steel

R+M Nr.		↔		M
200 085 745	nozzle protector	850 mm	M22 F swivel	zinc-plated steel
200 085 925	nozzle protector	1,000 mm	M22 F swivel	zinc-plated steel
200 085 785	nozzle protector	1,500 mm	M22 F swivel	zinc-plated steel



suitable for servopress spray guns

K

M22 F swivel. ST-85 Push & Pull lance with ergonomic swivel screw coupling suitable for servopress spray guns. Max. 210 bar / 150 °C

R+M Nr.		↔		M
200 085 646	nozzle protector	850 mm	M22 F swivel	stainless steel
200 085 936	nozzle protector	1,000 mm	M22 F swivel	stainless steel
200 085 686	nozzle protector	1,500 mm	M22 F swivel	stainless steel
200 085 688	nozzle protector	2,000 mm	M22 F swivel	stainless steel

R+M Nr.		↔		M
200 085 746	nozzle protector	850 mm	M22 F swivel	zinc-plated steel
200 085 926	nozzle protector	1,000 mm	M22 F swivel	zinc-plated steel
200 085 786	nozzle protector	1,500 mm	M22 F swivel	zinc-plated steel

Lances with vented handle ST-9



K

M22 F swivel. Lance with ergonomic swivel screw coupling, vented handle ST-9 & grip and nozzle protector (M20x1) without tip.
Max. 650 bar / 150 °C

R+M Nr.		↔		M
200 146 550	nozzle protector	700 mm	M22 F swivel	stainless steel

R+M Nr.

Twin lances

Lances with valve ST-54



1/4" F. Lance with valve ST-54 and nozzle protector ST-10 with low pressure nozzle & thread 1/4" F. Max. 310 bar / 150 °C

R+M Nr.	⟲	ISO	↔	M
200 054 950	1/4" F NPT	-	650 mm	stainless steel

R+M Nr.	⟲	ISO	↔	M
200 054 850	1/4" F NPT	-	650 mm	zinc-plated steel



1/4" M. Lance with moulded handle, valve ST-54 and nozzle protector ST-10 with low pressure nozzle & thread 1/4" F. Max. 310 bar / 150 °C

R+M Nr.	⟲	ISO	↔	M
200 054 900	1/4" F NPT	300 mm	980 mm	stainless steel

R+M Nr.	⟲	ISO	↔	M
200 054 800	1/4" F NPT	300 mm	980 mm	zinc-plated steel

Lance with valve ST-54 aside



1/4" F. Lance with valve ST-54 aside and nozzle protector ST-10 with low pressure nozzle & thread 1/4" F. Max. 310 bar / 150 °C

R+M Nr.

R+M Nr.	⟲	ISO	↔	M
200 054 580	1/4" F NPT	-	385 mm	zinc-plated steel



1/4" F. Lance with valve ST-54 aside and nozzle protector ST-10 with low pressure nozzle & thread 1/4" F. Max. 310 bar / 150 °C

R+M Nr.	⟲	ISO	↔	M
200 054 605	1/4" F NPT	-	650 mm	stainless steel

R+M Nr.	⟲	ISO	↔	M
517 50	1/4" F NPT	-	650 mm	zinc-plated steel



M22 M. Lance with valve ST-54 aside and nozzle protector ST-10 with low pressure nozzle & thread 1/4" F. Max. 310 bar / 150 °C

R+M Nr.	⟲	ISO	↔	M
517 501 9	1/4" F NPT	-	650 mm	stainless steel

R+M Nr.	⟲	ISO	↔	M
517 501	1/4" F NPT	-	650 mm	zinc-plated steel

Twin lances

Lance with stainless steel valve ST-54.2 aside



1/4" F. Lance with valve ST-54.2 aside and nozzle protector ST-10 with low pressure nozzle. Max. 400 bar / 150 °C

R+M Nr.	⟲	ISO	↔	M
517 054 605	1/4" F NPT	-	650 mm	stainless steel

R+M Nr.	⟲	ISO	↔	M



M22 M. Lance with valve ST-54.2 aside and nozzle protector ST-10 with low pressure nozzle. Max.400 bar / 150 °C

R+M Nr.	⟲	ISO	↔	M
517 054 610	1/4" F NPT	-	650 mm	stainless steel

R+M Nr.	⟲	ISO	↔	M



1/4" M. Lance with moulded handle ST-29 Cool & Compact, valve ST-54.2 aside and nozzle protector ST-10 with low pressure nozzle & thread 1/4" F. Max. 400 bar / 150 °C

R+M Nr.	⟲	ISO	↔	M
517 054 600	1/4" F NPT	300 mm	980 mm	stainless steel

R+M Nr.	⟲	ISO	↔	M



Plug KW. Lance with moulded handle ST-29 Cool & Compact, valve ST-54.2 aside and nozzle protector ST-10 with low pressure nozzle & thread 1/4" F. Max. 400 bar / 150 °C

R+M Nr.	⟲	ISO	↔	M
517 054 630	1/4" F NPT	300 mm	980 mm	stainless steel

R+M Nr.	⟲	ISO	↔	M

Rep. Kit ST-54.2



Stainless steel

R+M Nr.
517 054 450



Stainless steel

R+M Nr.	○
517 054 492	3 x 1/4" F

Symbols ⟲ outlet ↔ length M material ISO insulation ○ thread

Twin lances

Lance with valve ST-54 aside



1/4" M. Lance with moulded handle, valve ST-54 aside and nozzle protector ST-10 with low pressure nozzle & thread 1/4" F. Max. 310 bar / 150 °C

R+M Nr.	⊖	ISO	↔	M
200 054 600	1/4" F NPT	300 mm	980 mm	stainless steel

R+M Nr.	⊖	ISO	↔	M
517 60	1/4" F NPT	300 mm	980 mm	zinc-plated steel



M22 F. Lance with moulded handle, valve ST-54 aside and nozzle protector ST-10 with low pressure nozzle & thread 1/4" F. Max. 310 bar / 150 °C

R+M Nr.	⊖	ISO	↔	M
517 601 9	1/4" F NPT	300 mm	980 mm	stainless steel

R+M Nr.	⊖	ISO	↔	M
517 601	1/4" F NPT	300 mm	980 mm	zinc-plated steel



Plug KW. Lance with moulded handle, valve ST-54 aside and nozzle protector ST-10 with low pressure nozzle & thread 1/4" F. Max. 310 bar / 150 °C

R+M Nr.	⊖	ISO	↔	M
200 054 630	1/4" F NPT	300 mm	980 mm	stainless steel

R+M Nr.	⊖	ISO	↔	M
516 605	1/4" F NPT	300 mm	980 mm	zinc-plated steel

Spare parts are on pages 272 and 273.

Symbols ⊕ inlet ⊖ outlet ↔ length M material ISO insulation

Twin lances

Lance with valve ST-54 aside



M22 F swivel. Lance with moulded handle, valve ST-54 aside and nozzle protector without tip. Max. 310 bar / 150 °C

R+M Nr.

R+M Nr.		ISO		
517 608 5	nozzle protector	300 mm	980 mm	zinc-plated steel

Lance with valve ST-53 on top



1/4" F. Lance with valve ST-53 on top and nozzle protector ST-10 with low pressure nozzle & thread 1/4" F. Max. 250 bar / 150 °C

R+M Nr.		ISO		
200 053 610	1/4" F NPT	-	650 mm	stainless steel

R+M Nr.		ISO		
516 10	1/4" F NPT	-	650 mm	zinc-plated steel



1/4" F. Lance with valve ST-53 on top and nozzle protector ST-10 with low pressure nozzle & thread 1/4" M for rotating nozzles. Lance without rotating nozzle. Max. 250 bar / 150 °C

R+M Nr.		ISO		
200 053 635	1/4" M	-	650 mm	stainless steel

R+M Nr.		ISO		
200 053 535	1/4" M	-	650 mm	zinc-plated steel



1/4" F. Lance with valve ST-53 on top and nozzle protector ST-10 with low pressure nozzle & thread 1/4" F. Max. 250 bar / 150 °C

R+M Nr.		ISO		
200 053 710	1/4" M	-	210 mm	zinc-plated steel



Brass. Incl. low pressure nozzle.
Max. 250 bar / 150 °C

R+M Nr.		
516 05	plug KW	1/4" F



Brass. Incl. low pressure nozzle.
Max. 250 bar / 150 °C

R+M Nr.		
516 03	M22 M	1/4" F



Brass. Incl. low pressure nozzle.
Max. 250 bar / 150 °C

R+M Nr.		
516 061	M22 F swivel	1/4" F



Brass. Incl. low pressure nozzle.
Max. 250 bar / 150 °C

R+M Nr.		
516 06	M22 F	1/4" F

Twin lances

Lance with valve ST-53 on top



1/4" M. Lance with moulded handle, valve ST-53 on top and nozzle protector ST-10 with low pressure nozzle & thread 1/4" F. Max. 250 bar / 150 °C

R+M Nr.	⟲	ISO	↔	M
200 053 600	1/4" F NPT	300 mm	980 mm	stainless steel

R+M Nr.	⟲	ISO	↔	M
516 60	1/4" F NPT	300 mm	980 mm	zinc-plated steel



1/4" M. Lance with insulation ST-9 & grip, valve ST-53 on top and nozzle protector ST-10 with low pressure nozzle & thread 1/4" F.
Max. 250 bar / 150 °C

R+M Nr.	⟲	ISO	↔	M
517 109	1/4" F NPT	380 mm	1,000 mm	stainless steel
517 209	1/4" F NPT	380 mm	1,500 mm	stainless steel
517 309	1/4" F NPT	380 mm	2,000 mm	stainless steel

R+M Nr.	⟲	ISO	↔	M
517 10	1/4" F NPT	380 mm	1,000 mm	zinc-plated steel
517 20	1/4" F NPT	380 mm	1,500 mm	zinc-plated steel



Plug KW. Lance with insulation ST-9 & grip, valve ST-53 on top and nozzle protector ST-10 with low pressure nozzle & thread 1/4" F.
Max. 250 bar / 150 °C

R+M Nr.	⟲	ISO	↔	M
516 105 9	1/4" F NPT	380 mm	1,000 mm	stainless steel
516 155 9	1/4" F NPT	380 mm	1,500 mm	stainless steel

R+M Nr.	⟲	ISO	↔	M
516 105	1/4" F NPT	380 mm	1,000 mm	zinc-plated steel



Plug KW. Lance with insulation ST-9 & grip, valve ST-53 on top and low pressure nozzle. Max. 250 bar / 150 °C

R+M Nr.	⟲	ISO	↔	M
516 055		380 mm	410 mm	zinc-plated steel

Twin lances

Lance with stainless steel valve ST-53.2 on top



1/4" F. Lance with valve ST-53.2 on top and nozzle protector ST-10 with low pressure nozzle.
Max. 400 bar / 150 °C

R+M Nr.	⟲	ISO	↔	M
517 053 605	1/4" F NPT	-	650 mm	stainless steel

R+M Nr.	⟲	ISO	↔	M



M22 M. Lance with valve ST-53.2 on top and nozzle protector ST-10 with low pressure nozzle.
Max. 400 bar / 150 °C

R+M Nr.	⟲	ISO	↔	M
517 053 610	1/4" F NPT	-	650 mm	stainless steel

R+M Nr.	⟲	ISO	↔	M



1/4" M. Lance with moulded handle ST-29 Cool & Compact, valve ST-53.2 on top and nozzle protector ST-10 with low pressure nozzle & thread 1/4" F.
Max. 400 bar / 150 °C

R+M Nr.	⟲	ISO	↔	M
517 053 600	1/4" F NPT	300 mm	980 mm	stainless steel

R+M Nr.	⟲	ISO	↔	M



Plug KW. Lance with moulded handle ST-29 Cool & Compact, valve ST-53.2 on top and nozzle protector ST-10 with low pressure nozzle & thread 1/4" F.
Max. 400 bar / 150 °C

R+M Nr.	⟲	ISO	↔	M
517 053 630	1/4" F NPT	300 mm	980 mm	stainless steel

R+M Nr.	⟲	ISO	↔	M

Rep. Kit ST-53.2



Stainless steel

R+M Nr.
517 053 450

Symbols ⟲ outlet ↔ length M material ISO insulation

ST-175 Foam & Clean

The change-over lance ST-175 Foam & Clean is the ideal accessory for Suttner's foam injector line. The innovative change-over technology allows to direct the full flow into either one or the other outlet pipe just by turning the hand wheel at the inlet.

In one position of the hand wheel the flow is directed thru an ST-75 foam head for foaming. After changing over the full flow is directed thru the other pipe and a regular spray nozzle for rinsing.

Appropriate nozzle sizing at chemical injector and ST-175 allows changing from foaming to rinsing right at the lance. ST -175 Foam & Clean is compatible to ST-160 / ST-164 / ST-166 / ST-167.

Due to ST -175's changeable air injector nozzles the lance can be driven with all pressure washers with flow rates from 5 to 25 l / min.
Nozzles with integrated jet former are required (page 337).



Twin foam lance with vented handle ST-9 380 mm, change-over valve ST-58, nozzle protector ST-10 without nozzle and foam head ST-75 without nozzle. A foam injector is required.
Max. 350 bar / 45 l/min / 100 °C

R+M Nr.	⇐	D	↔
200 175 400	1/4" F	-	650 mm



Twin foam lance with vented handle ST-9 205 mm, change-over valve ST-58, ergonomic swivel screw coupling, nozzle protector without tip and foam head ST-75.1 without nozzle. A foam injector is required.
Max. 350 bar / 45 l/min / 100 °C

R+M Nr.	⇐	D	↔
200 175 411	M22 F	-	420 mm



Twin foam lance with vented handle ST-9 380 mm, change-over lance with 1/4" M and nozzle protector ST-10 without nozzle.
Max. 350 bar / 45 l/min / 100 °C

R+M Nr.	⇐	D	↔
200 175 510	1/4" F	-	650 mm



Twin foam lance with vented handle ST-9 205 mm, change-over valve ST-58, nozzle protector without tip and foam head ST-75.1 without nozzle. A foam injector is required.
Max. 350 bar / 45 l/min / 100 °C

R+M Nr.	⇐	D	↔
200 175 412	1/4" F	-	420 mm



Twin foam lance with vented handle ST-9 380 mm, change-over valve ST-58, nozzle protector ST-10 without nozzle and foam head ST-75 with nozzle. A foam injector is required.
Max. 350 bar / 45 l/min / 100 °C

R+M Nr.	⇐	D	↔
200 175 430	M22 F	1.9	650 mm
200 175 431	M22 F	2.1	650 mm



Twin foam lance with vented handle ST-9 205 mm, change-over valve ST-58, nozzle protector ST-10 without nozzle and foam head ST-75.1 without nozzle. A foam injector is required.
Max. 350 bar / 45 l/min / 100 °C

R+M Nr.	⇐	D	↔
200 175 414	1/4" F	-	420 mm

Symbols ⇐ inlet ⇒ outlet ↔ length M material D nozzle

ST-85 Push & Pull lances



» Variable adjustment of spraying angle from 20 to 140°. Especially designed for cleaning of places which are difficult to access such as container, under vehicles, gutters and roofs.
» 600 mm version suitable for spray guns with integrated extension
» Max. 210 bar / 150 °C





Grip for vented handle ST-9





Handle for adjustment and locking. Attachable on both sides

R+M Nr.
200 009 680



Kr IP

M22 M. ST-85 lance with nozzle protector ST-10 without high pressure nozzle. Suitable for guns with integrated extension. Max. 210 bar / 150 °C

R+M Nr.				
200 085 270	1/4" F NPT	600 mm	M22 M	stainless steel

R+M Nr.				
200 085 220	1/4" F NPT	600 mm	M22 M	zinc-plated steel



1/4" F. ST-85 Push & Pull lance with nozzle protector ST-10 without high pressure nozzle. Max. 210 bar / 150 °C

R+M Nr.				
200 085 810	1/4" F NPT	850 mm	1/4" F	stainless steel
200 085 800	1/4" F NPT	1,000 mm	1/4" F	stainless steel
200 085 850	1/4" F NPT	1,500 mm	1/4" F	stainless steel

R+M Nr.				
200 085 710	1/4" F NPT	850 mm	1/4" F	zinc-plated steel
200 085 700	1/4" F NPT	1,000 mm	1/4" F	zinc-plated steel
200 085 750	1/4" F NPT	1,500 mm	1/4" F	zinc-plated steel



Kr A

Plug KW. ST-85 Push & Pull lance with nozzle protector ST-10 without high pressure nozzle. Max. 210 bar / 150 °C

R+M Nr.				
200 085 260	1/4" F NPT	600 mm	plug KW	stainless steel
200 085 610	1/4" F NPT	850 mm	plug KW	stainless steel
200 085 600	1/4" F NPT	1,000 mm	plug KW	stainless steel
200 085 650	1/4" F NPT	1,500 mm	plug KW	stainless steel

R+M Nr.				
200 085 210	1/4" F NPT	600 mm	plug KW	zinc-plated steel
200 085 510	1/4" F NPT	850 mm	plug KW	zinc-plated steel
200 085 500	1/4" F NPT	1,000 mm	plug KW	zinc-plated steel
200 085 550	1/4" F NPT	1,500 mm	plug KW	zinc-plated steel

ST-85 Push & Pull lances



M22 F swivel. ST-85 Push & Pull lance with nozzle protector ST-10 without high pressure nozzle. Max. 210 bar / 150 °C

R+M Nr.

R+M Nr.				
200 085 713	1/4" F NPT	850 mm	M22 F swivel	zinc-plated steel
200 085 703	1/4" F NPT	1,000 mm	M22 F swivel	zinc-plated steel
200 085 753	1/4" F NPT	1,500 mm	M22 F swivel	zinc-plated steel



K

M22 F. ST-85 Push & Pull lance with nozzle protector without tip. Max. 210 bar / 150 °C

R+M Nr.			
200 085 620 nozzle protector	850 mm	M22 F	stainless steel
200 085 660 nozzle protector	1,500 mm	M22 F	stainless steel

R+M Nr.			
200 085 720 nozzle protector	850 mm	M22 F	zinc-plated steel
200 085 760 nozzle protector	1,500 mm	M22 F	zinc-plated steel



K

M22 F swivel. ST-85 Push & Pull lance with nozzle protector without tip. Max. 210 bar / 150 °C

R+M Nr.			
200 085 640 nozzle protector	850 mm	M22 F swivel	stainless steel
200 085 930 nozzle protector	1,000 mm	M22 F swivel	stainless steel
200 085 680 nozzle protector	1,500 mm	M22 F swivel	stainless steel

R+M Nr.			
200 085 740 nozzle protector	850 mm	M22 F swivel	zinc-plated steel
200 085 920 nozzle protector	1,000 mm	M22 F swivel	zinc-plated steel
200 085 780 nozzle protector	1,500 mm	M22 F swivel	zinc-plated steel



suitable for standard spray guns

K

M22 F swivel. ST-85 Push & Pull lance with ergonomic swivel screw coupling suitable for standard spray guns. Max. 210 bar / 150 °C

R+M Nr.			
200 085 645 nozzle protector	850 mm	M22 F swivel	stainless steel
200 085 935 nozzle protector	1,000 mm	M22 F swivel	stainless steel
200 085 685 nozzle protector	1,500 mm	M22 F swivel	stainless steel
200 085 687 nozzle protector	2,000 mm	M22 F swivel	stainless steel

R+M Nr.			
200 085 745 nozzle protector	850 mm	M22 F swivel	zinc-plated steel
200 085 925 nozzle protector	1,000 mm	M22 F swivel	zinc-plated steel
200 085 785 nozzle protector	1,500 mm	M22 F swivel	zinc-plated steel



suitable for servopress spray guns

K

M22 F swivel. ST-85 Push & Pull lance with ergonomic swivel screw coupling suitable for standard spray guns. Max. 210 bar / 150 °C

R+M Nr.			
200 085 646 nozzle protector	850 mm	M22 F swivel	stainless steel
200 085 936 nozzle protector	1,000 mm	M22 F swivel	stainless steel
200 085 686 nozzle protector	1,500 mm	M22 F swivel	stainless steel
200 085 688 nozzle protector	2,000 mm	M22 F swivel	stainless steel

R+M Nr.			
200 085 746 nozzle protector	850 mm	M22 F swivel	zinc-plated steel
200 085 926 nozzle protector	1,000 mm	M22 F swivel	zinc-plated steel
200 085 786 nozzle protector	1,500 mm	M22 F swivel	zinc-plated steel

Kit ST-85 Push & Pull



» The kit is suitable for undercar wash of vehicles as well as for roof cleaning.
» The kit is supplied as version for undercar wash.
» The add-on kit for roof cleaning can be easily assembled.

R+M Nr.
200 085 400



undercar wash



roof cleaning

Suttner ultra high pressure lances

Lances with ergonomic swivel screw coupling



M22 M swivel Lance with ergonomic swivel screw coupling, vented handle ST-9 & grip and nozzle protector (M20x1) without tip.
Max. 650 bar / 150 °C

R+M Nr.	⟲	↔	⟳	M
200 146 550	nozzle protector	700 mm	M22 F swivel	stainless steel

R+M Nr.

Suttner ultra high pressure lances

ST-002 ultra high pressure lances



1/4" M. Lance with moulded handle. Safety factor 4. Max. 500 bar / 150 °C

R+M Nr.	○	ISO	↔	M
070 003 502	1/4" M	300 mm	350 mm	stainless steel
070 008 002	1/4" M	500 mm	800 mm	stainless steel
070 012 002	1/4" M	500 mm	1,200 mm	stainless steel

R+M Nr.

Ultra high pressure twin lances

ST-154



1/4" F. Lance with valve ST-154 aside and nozzle protector ST-10 with low pressure nozzle & thread 1/4" F. Max. 500 bar / 150 °C

R+M Nr.	⟲	ISO	↔	M
200 154 510	1/4" F NPT	-	650 mm	stainless steel

R+M Nr.



1/4" M. Lance with moulded handle, valve ST-154 aside and nozzle protector ST-10 with low pressure nozzle & thread 1/4" F. Max. 500 bar / 150 °C

R+M Nr.	⟲	ISO	↔	M
200 154 500	1/4" F NPT	300 mm	980 mm	stainless steel

R+M Nr.

Symbols ⟳ inlet ⟲ outlet ↔ length M material ISO insulation ○ thread

Ultra high pressure twin lances



M22 M. Lance with moulded handle, valve ST-154 aside and nozzle protector ST-10 with low pressure nozzle & thread 1/4" F. Max. 500 bar / 150 °C

R+M Nr.		ISO			R+M Nr.
200 154 520	1/4" F NPT	300 mm	980 mm	stainless steel	

Suttner ultra high pressure lances

Ultra high pressure lances ST-3600 - 600 bar



1/2" M. Lance with grip. Max. 600 bar / 150 °C

R+M Nr.					R+M Nr.
203 600 416	1/2" M	1,500 mm	1/2" M	stainless steel	
203 600 415	1/2" M	2,000 mm	1/2" M	stainless steel	



1/2" M. Lance with grip and sleeve 1/4" F NPT stainless steel without high pressure nozzle. Max. 600 bar / 150 °C

R+M Nr.					R+M Nr.
203 600 400	1/4" F NPT	500 mm	1/2" M	stainless steel	
203 600 401	1/4" F NPT	800 mm	1/2" M	stainless steel	
203 600 402	1/4" F NPT	1,000 mm	1/2" M	stainless steel	



1/2" M. Lance with grip for rotating nozzles with 1/4" F without rotating nozzle. Max. 600 bar / 150 °C

R+M Nr.					R+M Nr.
203 600 411	1/4" M	500 mm	1/2" M	stainless steel	
203 600 410	1/4" M	800 mm	1/2" M	stainless steel	
203 600 412	1/4" M	1,000 mm	1/2" M	stainless steel	



Plug ST-45. Lance with grip and sleeve 1/4" F NPT stainless steel without high pressure nozzle. Max. 600 bar / 150 °C

R+M Nr.					R+M Nr.
203 600 444	1/4" F NPT	500 mm	plug ST-45	stainless steel	



Plug ST-45. Lance with grip for rotating nozzles with 1/4" F without rotating nozzle. Max. 600 bar / 150 °C

R+M Nr.					R+M Nr.
203 600 441	1/4" M	800 mm	plug ST-45	stainless steel	

easywash365+ lances by Suttner



Stainless steel. Lance with moulded handle Cool & Compact. Max. 400 bar / 150 °C

R+M Nr.	ISO	⟲	↔	⟳
200 129 306	300 mm	1/4" M	600 mm	1/4" M
200 129 707 *	700 mm	1/4" M	740 mm	1/4" M
200 129 408	400 mm	1/4" M	800 mm	1/4" M
200 129 709	700 mm	1/4" M	900 mm	1/4" M
200 129 712	700 mm	1/4" M	1,200 mm	1/4" M



Stainless steel. Lance with moulded handle. Max. 400 bar / 150 °C

R+M Nr.	ISO	⟲	↔	⟳
200 029 709	700 mm	1/4" M	900 mm	1/4" M



Stainless steel. Lance with moulded handle. Max. 400 bar / 150 °C

R+M Nr.	ISO	⟲	↔	⟳
200 029 712 *	700 mm	1/4" M	1,200 mm	1/4" M

* limited stock

Symbols ⟳ inlet ⟲ outlet ↔ length M material ISO insulation

easyturn ST-9.7 – colored lances by Suttner

» Ideal for virtually all cleaning tasks and applications
» Specially designed for carwash applications
» Easy handling
» Stainless steel version
» Design: Cool & Compact insulation grip elements. Length 100 mm
» Max. 400 bar / 150 °C





Lance with grip elements



R+M Nr.	blue	ISO	⟲	↔	⟳
510 033 100 100	■ ■ ■	300 mm	1/4" M	330 mm	1/4" M
510 053 100 100	■ ■ ■	330 mm	1/4" M	500 mm	1/4" M
510 063 100 100	■ ■ ■	330 mm	1/4" M	600 mm	1/4" M
510 074 100 200	■ ■ ■ ■	430 mm	1/4" M	700 mm	1/4" M
510 104 100 200	■ ■ ■ ■	430 mm	1/4" M	1,000 mm	1/4" M



R+M Nr.	red	ISO	⟲	↔	⟳
510 033 102 000	■ ■ ■	300 mm	1/4" M	330 mm	1/4" M
510 053 102 000	■ ■ ■	330 mm	1/4" M	500 mm	1/4" M
510 063 102 000	■ ■ ■	330 mm	1/4" M	600 mm	1/4" M
510 074 102 100	■ ■ ■ ■	430 mm	1/4" M	700 mm	1/4" M
510 104 102 100	■ ■ ■ ■	430 mm	1/4" M	1,000 mm	1/4" M

Symbols ⟳ inlet ⟲ outlet ↔ length ISO insulation

easyturn ST-9.4 – rotatable lances by Suttner

» Rotatable insulation for an ergonomic handling. The coloured handles can be freely rotated around their own axis. Black handles are firmly fixed
» Specially designed for carwash applications
» Stainless steel version
» Design: Cool & Compact insulation grip elements. Length 100 mm
» Max. 400 bar / 150 °C





Lance with grip elements, rotatable



R+m Nr.	blue rotatable	ISO			
510 033 000 100	■■■	330 mm	1/4" M	370 mm	1/4" M
510 053 000 100	■■■	330 mm	1/4" M	500 mm	1/4" M
510 063 000 100	■■■	330 mm	1/4" M	600 mm	1/4" M
510 074 000 200	■■■■	430 mm	1/4" M	700 mm	1/4" M
510 104 000 200	■■■■	430 mm	1/4" M	1,000 mm	1/4" M
510 097 000 500	■■■■■■■	730 mm	1/4" M	900 mm	1/4" M



R+m Nr.	red rotatable	ISO			
510 033 002 000	■■■	330 mm	1/4" M	370 mm	1/4" M
510 053 002 000	■■■	330 mm	1/4" M	500 mm	1/4" M
510 063 002 000	■■■	330 mm	1/4" M	600 mm	1/4" M
510 074 002 100	■■■■	430 mm	1/4" M	700 mm	1/4" M
510 104 002 100	■■■■	430 mm	1/4" M	1,000 mm	1/4" M
510 097 002 400	■■■■■■■	730 mm	1/4" M	900 mm	1/4" M

easywash365+ lances by Suttner



Stainless steel. Lance with **easy**wash365+ handle and nozzle protector ST-10 without nozzle. Max. 350 bar / 45 l/min / 150 °C

R+M Nr.	⟲	↔	⟜
515 65	1/4" F NPT	500 mm	1/4" M



Lance with moulded handle Cool & Compact, **easy**wash365+ handle, air injector and wash brush (bristles 60 mm). Max. 50 °C

R+M Nr.	ISO	⟲	↔	⟜
200 009 670	700 mm	wash brush	900 mm	1/4" M
200 009 675	700 mm	wash brush	1,200 mm	1/4" M



Lance with moulded handle Cool & Compact, **easy**wash365+ handle, **easy**wash365+ lance swivel, air injector and wash brush (bristles 60 mm). Max. 50 °C

R+M Nr.	ISO	⟲	↔	⟜
200 009 673	700 mm	wash brush	900 mm	1/4" M
200 009 678	700 mm	wash brush	1,200 mm	1/4" M

Self-service lances



Self-service lances with brush longitudinal. Brush with nozzle protector for nozzle 1/8" M. Without high pressure nozzle

R+M Nr.	⟜
523 960	1/8" M
523 961	1/4" M
523 962	M22 F long nipple
523 963	M22 M



Original Vorwerk. Brush hog hair. A= 260. B= 230 x 80 mm.

R+M Nr.	C
523 72	60 mm

A = appr. width **B** = frame for brush **C** = appr. length of bristles

Symbols ⟜ inlet ⟲ outlet ↔ length ISO insulation

easywash365+ lances by Suttner

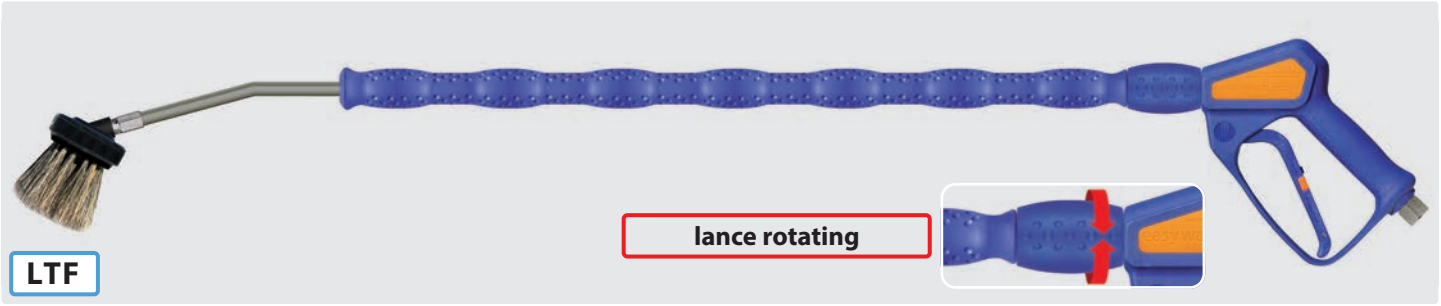

Lance with moulded handle Cool & Compact, **easy**wash365+ spray gun, **easy**wash365+ lance swivel, air injector and wash brush (bristles 60 mm). Max. 50 °C

R+M Nr.	spray gun	ISO		↔	
202 600 957	standard	700 mm	wash brush	900 mm	3/8" F swivel
202 600 972	weep	700 mm	wash brush	900 mm	3/8" F swivel
202 600 987	freeze stop	700 mm	wash brush	900 mm	3/8" F swivel
202 600 962	standard	700 mm	wash brush	1,200 mm	3/8" F swivel
202 600 977	weep	700 mm	wash brush	1,200 mm	3/8" F swivel
202 600 993	freeze stop	700 mm	wash brush	1,200 mm	3/8" F swivel



Lance with moulded handle Cool & Compact, **easy**wash365+ spray gun, air injector and wash brush (bristles 60 mm). Max. 50 °C

R+M Nr.	spray gun	ISO		↔	
202 600 955	standard	700 mm	wash brush	900 mm	3/8" F swivel
202 600 970	weep	700 mm	wash brush	900 mm	3/8" F swivel
202 600 985	freeze stop	700 mm	wash brush	900 mm	3/8" F swivel
202 600 960	standard	700 mm	wash brush	1,200 mm	3/8" F swivel
202 600 975	weep	700 mm	wash brush	1,200 mm	3/8" F swivel
202 600 990	freeze stop	700 mm	wash brush	1,200 mm	3/8" F swivel

LTF - Low Trigger Force 90 % reduced holding force and 40 % reduced trigger force against usual market guns.



Lance with moulded handle Cool & Compact, **easy**wash365+ spray gun and nozzle protector ST-10 without nozzle. Max. 310 bar / 150 °C

R+M Nr.	spray gun	ISO		↔	
202 600 950	standard	300 mm	1/4" F NPT	600 mm	3/8" F swivel
202 600 966	weep	700 mm	1/4" F NPT	900 mm	3/8" F swivel
202 600 965	weep	300 mm	1/4" F NPT	600 mm	3/8" F swivel
202 600 980	freeze stop	300 mm	1/4" F NPT	600 mm	3/8" F swivel

Longcast lances



3/8" F. Stainless steel. Longcast lance 350 mm with insulation ST-29 Cool & Compact 330 mm, gun ST-2300, grip aside and nozzle protector made out of plastic without nozzle.
Max. 280 bar / 45 l/min / 100 °C

R+M Nr.		
200 078 510	nozzle protector without nozzle	3/8" F



1/2" F. Stainless steel. Longcast lance 350 mm with insulation ST-29 Cool & Compact 330 mm, gun ST-2320, grip aside and nozzle protector made out of plastic without nozzle.
Max. 150 bar / 80 l/min / 100 °C

R+M Nr.		
200 078 520	nozzle protector without nozzle	1/2" F



1/2" F. Stainless steel. Longcast lance 350 mm with insulation ST-29 Cool & Compact 330 mm, gun **easy**farm365+, grip aside and nozzle protector made out of plastic without nozzle.
Max. 250 bar / 60 l/min / 100 °C

R+M Nr.		
200 078 530	nozzle protector without nozzle	1/2" F swivel



1/4" M. Stainless steel. Longcast lance 350 mm with insulation ST-29 Cool & Compact 330 mm, grip aside and nozzle protector made out of plastic without nozzle.
Max. 280 bar / 130 l/min / 100 °C

R+M Nr.		
200 078 500	nozzle protector without nozzle	1/4" M

The longcast lance can be connected to a low pressure pump, to a high pressure pump, to the public water system or to the extinguishing water network.

The lance works in the medium pressure range. By means of its very good solidity, good handling and compactness the lance is especially suitable for the intensive use.

The lateral hand grip makes a stepless adjustment of the water jet during the operation possible. A long casting point jet or a progressive, conical spray jet can be set.

In order to realize ideal cleaning results the nozzle size needs to be adapted to the pump performance (pressure and flow rate).

Nozzles for longcast lances



M15x1 M. Stainless steel

R+M Nr.	D
200 078 412	1.2 mm
200 078 415	1.5 mm
200 078 418	1.8 mm
200 078 420	2.0 mm
200 078 423	2.3 mm
200 078 425	2.5 mm
200 078 430	3.0 mm
200 078 435	3.5 mm

functioning of longcast lance



progressive, conical spray jet



long casting full jet



Twin and adjustable nozzle holder

ST-56 twin nozzle holder



R+M Nr.	⟲	⟜	Ⓜ
200 056 500	2 x 1/4" F	1/4" F	brass

ST-56 twin nozzle holder



R+M Nr.	⟲	⟜
656 51	2 x 1/4" F	M18 F

Functional principle of a twin nozzle holder



high pressure phase



low pressure phase

ST-52.1 Variopress



R+M Nr.	⟲	⟜
200 052 600	1/4" F	1/4" M

Coupling KW with ST-52.1 Variopress



Coupling KW : 1/4" M. Brass. For Variopress

R+M Nr.
559 264

ST-58 change-over valves



R+M Nr.	⟲	⟜
200 058 600	1/4" F	1/4" F



Rep. Kit

R+M Nr.
200 058 300

Mini adjustable nozzles



R+M Nr.	⟲	⟜
657 20	1/4" F	1/4" F

R+M adjustable nozzles



R+M Nr.	⟲	⟜
657 30	1/4" F	1/4" F

ST-51 adjustable nozzles



R+M Nr.	⟲	⟜
200 051 530	1/4" F	1/4" F

Functional principle of a adjustable nozzle

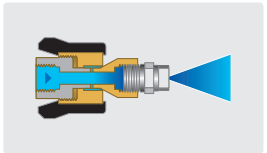

high pressure phase

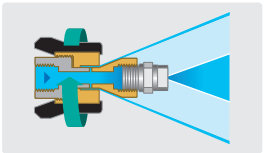

low pressure phase

Complete lances

90° bended lances



Lance with nozzle protector ST-10 without hp nozzle. Height 190 mm

R+M Nr.	⟲	↔	⟜	Ⓜ
515 01	1/4" F NPT	900 mm	M22 F	zinc-plated steel

WC / gutter lances



Lance with adjustable nozzle without high pressure nozzle

R+M Nr.	⟲	↔	⟜	Ⓜ
513 112	1/4" F	500 mm	M22 F	zinc-plated steel

Symbols ⟜ inlet ⟲ outlet ↔ length Ⓓ nozzle Ⓜ material

ST-330 swivel nozzle holder

» Swivel it easily!
» Used for cleaning of places which are difficult to access such as container e.g. feeding troughs and gutters.
» Effortless and variable shifting of the swivel direction.
» Made out of stainless steel.
» Capable of swivelling by up to 240°.









Stainless steel.
Max. 310 bar / 45 l/min / 150 °C

R+M Nr.		
200 330 500	1/4" F NPT	1/4" F
200 330 510	1/4" M	1/4" F



Stainless steel.
Fixable.
Max. 310 bar / 45 l/min / 150 °C

R+M Nr.		
200 330 501	1/4" F NPT	1/4" F
200 330 511	1/4" M	1/4" F



Stainless steel.
Fixable.
Max. 310 bar / 45 l/min / 150 °C

R+M Nr.		
200 330 521	tip nozzle	F M18



Stainless steel.
Max. 310 bar / 45 l/min / 150 °C

R+M Nr.		
200 330 600	tip nozzle	F M18

Pivotable nozzle holder

Pivotable nozzle holder. Stainless steel. Max. 40 l/min / 90 °C



R+M Nr.			P
200 330 540	1/4" F NPT	1/4" M NPT	250 bar
200 330 530	1/4" F NPT	1/4" M BSP	350 bar

Splash guard



PVC splash guard, with thumb screw adjustable stainless steel holder for attachment to lances.
Max. 80 ° C

R+M Nr.	⌀
200 029 351	200 mm

Wall cleaner



» Rotating wall cleaner suitable for telescopic lances
» Splash guard stainless steel with rubberlip or brush strips
» Splash guard ⌀ 300 mm
» Without nozzles. 2 nozzles 1/4" M with 15° spray angle are required
» Max. 250 bar / 90 °C

R+M Nr.			TYP	
521 032 251	M22 M		rubberlip	1,9 kg
521 032 254	M22 M		brush strips	1,9 kg
521 032 256	M18 F	K	rubberlip	1,9 kg
521 032 255	M18 F	K	brush strips	1,9 kg
521 032 258	1/4" F		rubberlip	1,9 kg
521 032 257	1/4" F		brush strips	1,9 kg

Accessories for wall cleaner

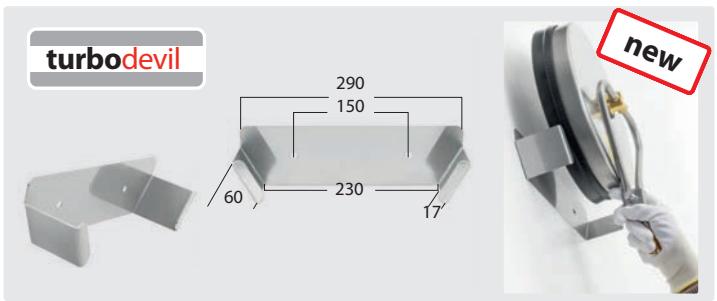

Wall bracket for wall cleaner **turbo**devil.

R+M Nr.	M	
710 400 098	stainless steel 2 mm	502 gr

High pressure telescopic lances

» Light and handy. Length easily adjustable. Adjustable from 2.3 m to 7.4 m.
» Lance with embedded high pressure hose and mounted Suttner gun ST-601. Lance without high pressure nozzle.
» Max. 275 bar / 100 °C

Our telescopic high pressure lances are up to 30 % lighter than comparable lances.



R+M Nr.				
525 070 8	2.4 kg	1/4" M	2.3 - 3.8 m	3/8" F
525 085 8	4.3 kg	1/4" M	2.3 - 5.6 m	3/8" F
525 100 8	5.4 kg	1/4" M	2.9 - 7.4 m	3/8" F



K

R+M Nr.				
525 070 1	2.6 kg	nozzle protector without tip	2.3 - 3.8 m	M22 M
525 085 1	4.5 kg	nozzle protector without tip	2.3 - 5.6 m	M22 M
525 100 1	5.6 kg	nozzle protector without tip	2.9 - 7.4 m	M22 M



R+M Nr.				
525 070 2	2.6 kg	nozzle protector ST-10 - 1/4" F NPT	2.3 - 3.8 m	3/8" F
525 085 2	4.5 kg	nozzle protector ST-10 - 1/4" F NPT	2.3 - 5.6 m	3/8" F
525 100 2	5.6 kg	nozzle protector ST-10 - 1/4" F NPT	2.9 - 7.4 m	3/8" F



Telescopic lances are on page 34.

Screw connections



R+M Nr.
525 901

Belt support kit for telescopic lances





R+M Nr.
525 920

Symbols outlet inlet length weight TYP type shipment by truck M material

Accessories and spare parts for lances and twin lances

Grips for lances



ST-007

R+M Nr.
200 009 700



Lance 1/4"

R+M Nr.
200 009 600



Vented handle ST-9

R+M Nr.
200 009 680

ST-53



Valve on top. Max. 250 bar / 150 °C

R+M Nr.
120 000 010



Repair kit ST-53

R+M Nr.
120 000 005

ST-54



Valve aside. Max. 310 bar / 150 °C

R+M Nr.
200 054 492



Repair kit ST-54

R+M Nr.
200 054 450

ST-54



Valve. Max. 310 bar / 150 °C

R+M Nr.
200 054 480

ST-154



Valve aside. Max. 500 bar / 150 °C

R+M Nr.
200 154 491



Repair kit ST-154

R+M Nr.
200 154 400

Space holder



R+M Nr.
517 00

Low pressure nozzle



1/4" M. Nozzle 40° 30. Brass

R+M Nr.
623 10

Lance bender



Stainless steel. Lance bender for 1/4" M lances without nozzle protector

R+M Nr.
040 003 600

Nozzle protector

Nozzle protector ST-11





» The nozzle protector ST-11 is suitable for nozzles 1/4" M.
» Made out of plastics intended to come into contact with foodstuffs according to Regulation (EC) No. 1935/2004.
» Especially designed for applications in the food industry.
» It is clamped undetachably between the nozzle and the nozzle sleeve.

R+M Nr.	C
020 001 124	white
020 001 149	blue
020 001 121	red
020 001 122	green

R+M Nr.	C
020 001 123	yellow
020 001 157	grey
020 001 158	black

Nozzle protector and nozzle holder

2-component nozzle protector ST-10

The ST-10 is the ideal combination made out of hard and soft plastics. The nozzle protector is suitable for cold and hot water applications in the car wash, agriculture and food industry. The ST-10 is unimpeachable, protects your nozzles and preserves the surfaces to be cleaned at the same time. Suitable for nozzles 1/4" M NPT. Zinc-plated steel max. 400 bar. Stainless steel max. 500 bar



Plastic. Zinc-plated steel

R+M Nr.
200 010 500



Plastic. Zinc-plated steel

R+M Nr.
200 010 510



Plastic. Zinc-plated steel

R+M Nr.
200 010 520



Plastic. Zinc-plated steel

R+M Nr.
200 010 530



Plastic. Stainless steel

R+M Nr.
200 010 770



Plastic. Stainless steel

R+M Nr.
200 010 760



For nozzles with filter. Plastic. Stainless steel.

R+M Nr.
200 010 745



For nozzles with filter. Plastic. Stainless steel.

R+M Nr.
200 010 725



Plastic. Stainless steel

R+M Nr.
200 010 700



Plastic. Stainless steel

R+M Nr.
200 010 710



Plastic. Stainless steel

R+M Nr.
200 010 720



Plastic. Stainless steel

R+M Nr.
200 010 730



Plastic. Stainless steel

R+M Nr.
200 010 755



Plastic. Stainless steel

R+M Nr.
200 010 740

For nozzles 1/4" M NPT



ST-005. Plastic. Zinc-plated steel

R+M Nr.
200 000 003



ST-005. Plastic. Stainless steel

R+M Nr.
200 000 008



Rubber. Zinc-plated steel

R+M Nr.
519 05



Socket. Brass. Quadrangle

R+M Nr.
518 00



ST-12. Plastic. Zinc-plated steel

R+M Nr.
200 012 500



1/4" F NPT : 3/8" F. Stainless steel. Socket

R+M Nr.
710 101 350



Socket. Round. Stainless steel

R+M Nr.
040 004 100

For nozzles 1/8" M



ST-005. Plastic. Zinc-plated steel

R+M Nr.
200 000 004



Socket. Hexagon. Stainless steel

R+M Nr.
518 70



Socket. Plastic. For nozzle with hexagon 13 + 14

R+M Nr.
519 32



2-component nozzle protector ST-10. Plastic. Stainless steel

R+M Nr.
200 010 830

Adaptor 500 bar lances



K

1/4" M : M20 F. Stainless steel

R+M Nr.
519 714 209

For tip nozzles



1/4" F : M18 M. Nozzle holder EG. Brass

R+M Nr.
010 000 043

O-ring. Nozzle holder EG

R+M Nr.
790 25



M18 F. Nozzle holder EG. Stainless steel

R+M Nr.
040 000 041



M18 F. Nozzle protector

R+M Nr.
519 60



1/4" F. Nozzle protector complete without nozzle tip.

R+M Nr.
519 601



1/4" F : M18 F. Adaptor. Brass

R+M Nr.
519 40



1/4" M : M18 F. Adaptor 2 pieces

R+M Nr.
519 70



3/8" M : M18 F. Adaptor. Stainless steel

R+M Nr.
040 001 125

Symbols C colour

Nozzle protector and nozzle holder

For hydroblade®



1/4" F : M20 M.
Nozzle holder.
Stainless steel

R+M Nr.
200 088 125



M20x1 F.
Nozzle protector.
Brass

R+M Nr.
020 000 085

Gun extensions



1/4" M. Lance with insulation ST-28 Cool & Compact.
Max. 400 bar / 150 °C

R+M Nr.	⟲	ISO	↔	M
200 028 303	1/4" M	300 mm	330 mm	zinc-plated steel



1/4" M. Lance with insulation ST-9.9 and M22 F.
Max. 400 bar / 150 °C

R+M Nr.	⟲	↔	M
200 009 945	M22 F	370 mm	zinc-plated steel



1/4" M. Lance with insulation ST-29 Cool & Compact.
Max. 400 bar / 150 °C

R+M Nr.	⟲	ISO	↔	M
200 029 303	1/4" M	300 mm	330 mm	stainless steel



1/4" M. Lance with insulation ST-9.9 and M22 F.
Max. 400 bar / 150 °C

R+M Nr.	⟲	↔	M
200 009 940	M22 F	370 mm	zinc-plated steel



1/4" M. Lance with insulation ST-9.1 and M22 F.
Max. 400 bar / 150 °C

R+M Nr.	⟲	↔	M
200 009 730	M22 F	350 mm	stainless steel
200 009 731	M22 F	350 mm	zinc-plated steel



1/4" M. Lance with moulded handle.
Max. 400 bar / 150 °C

R+M Nr.	⟲	ISO	↔	M
070 004 340	1/4" M	400 mm	440 mm	stainless steel



1/4" M. Lance with insulation ST-9.1 and coupling KW.
Max. 400 bar / 150 °C

R+M Nr.	⟲	↔	M
200 009 750	coupling KW	260 mm	stainless steel



1/4" M. Lance with moulded handle.
Max. 400 bar / 150 °C

R+M Nr.	⟲	ISO	↔	M
070 000 330	1/4" M	300 mm	330 mm	zinc-plated steel
070 000 240	1/4" M	400 mm	440 mm	zinc-plated steel



1/4" M. Lance with insulation and M22 F.
Max. 400 bar / 150 °C

R+M Nr.	⟲	↔	M
202 300 400	M22 F	340 mm	zinc-plated steel



1/4" M. Lance with moulded handle.
Max. 400 bar / 150 °C

R+M Nr.	⟲	ISO	↔	M
070 003 229	1/4" M	300 mm	330 mm	stainless steel

Gun extensions with handle

1/4" M. Lance with handle and insulation ST-28.2/ST-29.2 Cool & Compact. Max. 400 bar / 150 °C



R+M Nr.	⟲	ISO	↔	M
200 028 204	1/4" M	400 mm	430 mm	zinc-plated
200 029 204	1/4" M	400 mm	430 mm	stainless steel



R+M Nr.	⟲	ISO	↔	M
200 028 210	1/4" M	400 mm	1,000 mm	zinc-plated
200 029 210	1/4" M	400 mm	1,000 mm	stainless steel

Insulations for lances

Insulations ST-9.9



Insulation 330 mm. Suitable for 1/4" lances. Max. 150 °C

R+M Nr.
200 009 935



Insulation 330 mm. Suitable for 1/4" lances. Max. 150 °C

R+M Nr.
200 009 936

Vented handles ST-9



Vented handle 380 mm. Suitable for 1/4" lances. Max. 150 °C

R+M Nr.
200 009 510

Adapter for lances



M18 M : TR20 F. K-Lock 8. Brass.
Max. 400 bar / 150° C

R+M Nr.
565 686

Lance holder, two-piece







For lances with R + M / Suttner insulation and connection: Plug nipple or male thread.

R+M Nr.
105 610 050



For all lances with R + M / Suttner insulation. With 4 lance fixations for mounting for connection: hand screw coupling or female thread

R+M Nr.
105 610 055



Lance fixation for lances with screw coupling or female thread. For individual retrofitting

R+M Nr.
105 610 004

Symbols ⟲ outlet ISO insulation ↔ length M material

Lance holder

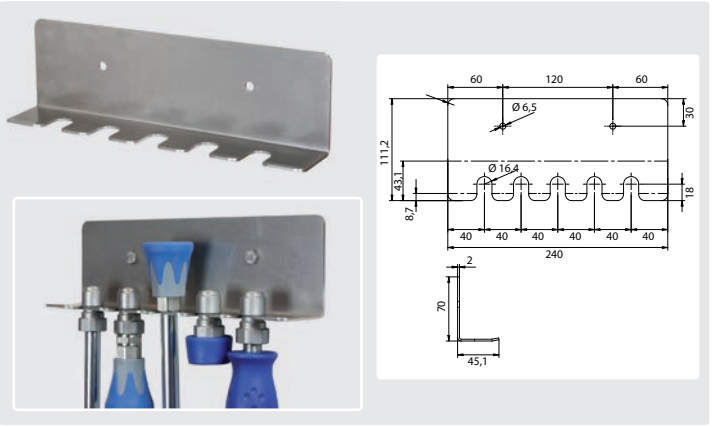

Stainless steel. Wall mount for 5 lances

R+M Nr.
040 003 830

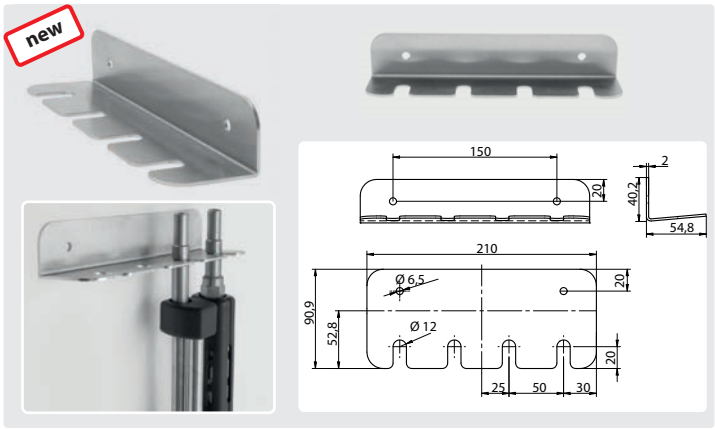

Stainless steel. Wall mount for 4 lances with coupling KW

R+M Nr.
040 008 535

Universal bracket



Stainless steel bracket for wall mounting

R+M Nr.
710 400 097

Lance holder



Wall mount for 3 lances 1/4"

R+M Nr.
020 000 970



Accessories for wall cleaner ... 305
Accessories quick connect spray nozzles ... 295
Accessories wash brushes ... 301
Adjustable nozzles ... 293
Brush holder ... 302
Ceramic high pressure nozzles ... 279
Cleantecs rotating nozzles with carbide insert ... 291
easywash365+ brush holder ... 302
easywash365+ wash brushes - large areas are completely clean from now on! ... 299
Flat jet lances ... 294
Further information about high pressure nozzles ... 280-281
High pressure nozzles ... 278-279
High pressure telescopic lances ... 304
hydroblade® Nozzle System ... 305
Lance clips ... 287
Mud suckers ... 297
Nozzle protector and nozzle holder ... 282
Quick connect nozzle set by Suttner ... 296
Quick connect spray nozzles ... 295
Rotating brushes ... 301
Rotating nozzles ... 292
Sandblast kits ... 302-303
Self-service lances ... 302
Spray width depending on spray angle and distance ... 281
ST-33 High Pressure Filter ... 285
ST-559 Suttner rotating nozzles with carbide insert ... 284
Suttner rotating nozzles in different colours ... 285
Suttner rotating nozzles with ceramic insert ... 283-284, 286-291
Suttner rotating nozzles without plastic cap ... 285
Telescopic lances and wash brushes ... 298
Tip cleaner ... 279
Universal bracket ... 293
Vario nozzles and triple nozzles ... 292-293
Vorwerk lances & wash brushes ... 300
Wall cleaner ... 304
Wash brushes ... 299-300

High pressure nozzles

1/4" M NPT



Impact = 100 %

	0°	15°	25°	40°	65°
D	R+M Nr.	R+M Nr.	R+M Nr.	R+M Nr.	R+M Nr.
02	610 05	613 05	617 50	620 30	625 20
025	610 07	613 07	617 65	620 35	625 25
03	610 10	613 10	617 70	621 00	625 30
034		613 20	617 80		625 35
035	610 20		617 85	621 20	
04	610 30	613 30	617 90	621 30	625 40
045	610 40	613 40	618 00	621 40	625 50
05	610 50	613 50	618 10	621 50	625 60
055	610 60	613 60	618 20	621 60	625 70
06	610 70	613 70	618 30	621 70	625 80
065	610 80	613 80	618 40	621 80	625 90
07	610 90	613 90	618 50	621 90	626 00
075	611 00	614 00	618 60	622 00	
08	611 10	614 10	618 70	622 10	626 10
085	611 20	614 20	618 80	622 20	
09	611 30	614 30	618 90	622 30	626 20
10	611 40	614 40	619 00	622 40	626 30
11	611 50	614 50	619 10	622 50	
12	611 60	614 60	619 20	622 60	
13	611 70	614 70	619 30	622 70	
14	611 75	614 75	619 35		
15	611 80	614 80	619 40	622 80	626 50
20	611 90	614 90	619 50	622 90	626 60
25	612 00	615 00	619 60	623 00	
30	612 10	615 10	619 70	623 20	626 70
35	612 50	615 20	619 75	623 25	
40	612 15	615 25	619 80	623 30	
50	612 20	615 35	619 90	623 32	

1/8" M NPT



Impact = 100 %

	0°	15°	25°	40°	65°
D	R+M Nr.	R+M Nr.	R+M Nr.	R+M Nr.	R+M Nr.
02	630 08	632 05	635 00		
03	630 10	632 10	635 10	638 10	
035		632 15	635 15		
04	630 20	632 20	635 20	638 20	639 591
045	630 30	632 30	635 30	638 30	
05	630 40	632 40	635 40	638 40	639 60
055	630 50	632 50	635 50	638 50	
06	630 60	632 60	635 60	638 60	639 61
065	630 70	632 70	635 70	638 70	
07	630 80	632 80	635 80	638 80	
075	630 90	632 85	635 90	638 90	
08	631 00	633 00	636 00	639 00	
085	631 10	633 10	636 10	639 10	
09	631 20	633 20	636 20	639 20	
10	631 30	633 30	636 30	639 30	639 65
11	631 40		636 40		
12	631 50			639 50	
15		633 60	636 80		

1/4" M NPT - VVSS



Impact = 100 %

	40°	65°	80°		
D	R+M Nr.	R+M Nr.	R+M Nr.		
01	620 20	625 10	627 000 1		
015	620 25	625 15	627 00		
02	620 29		627 02		
03			627 03		

1/8" M NPT - VVSS



Impact = 100 %

	40°	65°			
D	R+M Nr.	R+M Nr.			
01	638 01	639 55 *			
015		639 56			
02		639 57			
03		639 58			

Power 1/4" M NPT - PMEG



Impact = 250 %

	15°	25°			
D	R+M Nr.	R+M Nr.			
04	613 305	617 905			
045	613 405	618 005			
05	613 505	618 105			
055	613 605	618 205			
06	613 705	618 305			
065	613 805	618 405			

* brass

Power 1/8" M NPT - PMEG



Impact = 250 %

	15°	25°
D	R+M Nr.	R+M Nr.
04	632 205	635 205
045	632 305	635 305
05	632 405	635 405
055	632 505	635 505
06	632 605	635 605
065	632 705	635 705

Nozzle filter VV



Brass. Max. 70 bar

R+M Nr.	nozzle
649 90	1/4"
649 95	1/8"

Symbols D nozzle

High pressure nozzles

Tip nozzle



Impact = 100 %

	0°	15°	25°	40°	65°
D	R+M Nr.	R+M Nr.	R+M Nr.	R+M Nr.	R+M Nr.
02	600 02	602 40	604 90	607 40	609 052
025		602 45	604 95		609 052
03	600 05	602 50	605 00	607 50	609 053
034	600 06	602 55	605 05		609 34
04	600 10	602 60	605 10	607 60	609 10
045	600 20	602 70	605 20	607 70	
05	600 30	602 80	605 30	607 80	609 30
055	600 40	602 90	605 40	607 90	609 305
06	600 50	603 00	605 50	608 00	
065	600 60	603 10	605 60	608 10	
07	600 70	603 20	605 70	608 20	
075	600 75	603 25	605 75	608 25	
08	600 80	603 30	605 80	608 30	609 008
085	600 90	603 40	605 90		
09	601 00	603 50	606 00	608 40	
10	601 10	603 60	606 10	608 60	609 100
12		603 70	606 20	608 66	
13	601 30	603 80	606 30	608 70	
15	601 40	603 90	606 40	608 80	
20	601 50		606 50	609 00	609 200

Tip cleaner



High speed steel (HSS) with aluminium shaft.

↔ 42 mm

R+M Nr.	⌀
200 049 042	0.5

Advantages of Power-MEG nozzle

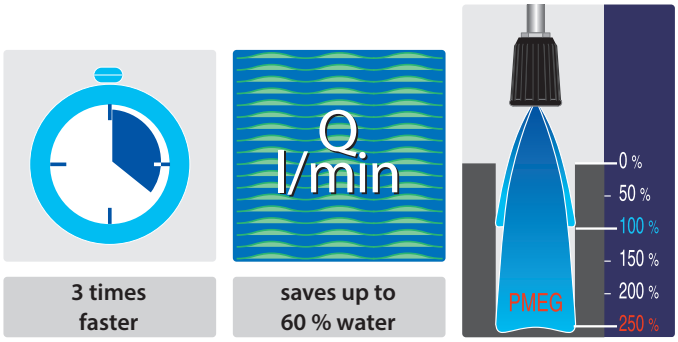

3 times faster

saves up to 60 % water

3 times higher impact

Ceramic high pressure nozzles



» Ceramic inserts provide up to 10 times the life of stainless steel inserts, maximizing your return of investment and decreasing downtime for nozzle replacement.
» Extra long life ceramic orifice is nearly diamond-hard to resist wear.
» The used ceramic is specially designed for high pressure and elevated temperature.
» The extremely hard ceramic insert guarantees a more precise and stronger
» Wedge-shaped orifice insert seats tightly as spray pressure increases.
» The external body made out of stainless steel V2A / AISI 304 has a polished surface which is resistant to rust and slight damages.
» The nozzles are equipped with a 1/4" M NPT connection.

1/4" M NPT



Impact = 100 %. Max. 300 bar / 125 °C

	0°	15°	25°	40°	
D	R+M Nr.	R+M Nr.	R+M Nr.	R+M Nr.	
02	610 056	613 056		620 306	
025		613 076	617 656	620 356	
03		613 106	617 706	621 006	
035		613 206	617 806		
04		613 306	617 906	621 306	
045		613 406	618 006	621 406	
05		613 506	618 106	621 506	
055	610 606*	613 606	618 206	621 606	
06	610 706*	613 706	618 306	621 706	
065	610 806*		618 406	621 806	
07		613 906	618 506		
075	611 006*	614 006*		622 006*	
08	611 106*			622 106*	
09				622 306*	
10	611 406*	614 406*	619 006*		
11	611 506*	614 506			
12	611 606*			622 606*	
15	611 806*	614 806			

* limited stock

Further information about high pressure nozzles

Output in l/min depends on pressure in bar

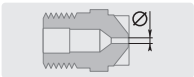

		Pressure in bar											
		3	10	20	30	40	50	60	70	80	90	100	110
D	⌀*	←	←	←	←	←	←	←	←	←	←	←	←
01	0.59	0.4	0.7	1.0	1.3	1.4	1.6	1.7	1.8	2.0	2.1	2.2	2.3
015	0.71	0.6	1.0	1.5	1.8	2.1	2.4	2.6	2.8	3.0	3.2	3.4	3.6
02	0.84	0.8	1.4	2	2.5	2.8	3.2	3.5	3.7	4.0	4.2	4.5	4.7
025	0.94	1.0	1.6	2.5	3.1	3.5	4.0	4.3	4.7	5.0	5.3	5.6	5.9
03	1.03	1.2	2.0	3.1	3.7	4.3	4.8	5.3	5.7	6.1	6.3	6.8	7.1
035	1.10	1.4	2.5	3.6	4.2	4.9	5.5	6.0	6.5	7.0	7.4	7.8	8.2
04	1.21	1.6	2.8	4.1	5.2	5.9	6.6	7.3	7.8	8.4	8.9	9.4	9.8
045	1.26	1.8	3.1	4.5	5.5	6.4	7.1	7.8	8.4	9.0	9.6	10.2	10.5
05	1.33	2.0	3.5	5.1	6.2	7.1	8.0	8.7	9.4	10.0	10.7	11.3	11.8
055	1.39	2.1	3.9	5.6	6.8	7.8	8.7	9.6	10.3	11.1	11.8	12.4	13.0
06	1.46	2.4	4.1	6.1	7.4	8.6	9.6	10.4	11.3	12.1	12.8	13.6	14.3
065	1.52	2.6	4.5	6.6	8.0	9.3	10.4	11.3	12.3	13.2	14.0	14.7	15.4
07	1.57	2.8	5.0	7.1	8.6	10.0	11.2	12.2	13.2	14.1	15.0	15.8	16.6
075	1.63	3.0	5.3	7.6	9.3	10.7	12.0	13.1	14.2	15.2	16.1	16.9	17.7
08	1.68	3.1	5.6	8.2	9.8	11.3	12.7	14.0	15.1	16.1	17.1	18.0	18.9
085	1.73	3.3	6	8.7	10.4	12.1	13.5	14.8	16.0	17.1	18.1	19.1	20.0
09	1.78	3.5	6.5	9.2	11.1	12.8	14.3	15.7	17.0	18.0	19.2	20.2	21.2
10	1.88	3.9	7.0	10.2	12.3	14.2	16.0	17.4	18.9	20.1	21.4	22.5	23.6
11	1.96	4.3	7.8	11.2	13.4	15.5	17.3	19.0	20.5	22.0	23.3	24.5	25.7
12	2.05	4.7	8.4	12.3	14.6	16.9	18.9	20.8	22.4	24.0	25.4	26.8	28.1
13	2.13	5.1	9.5	13.3	15.9	18.3	20.5	22.5	24.3	26.0	27.5	29.0	30.4
14	2.21	5.5	10.2	14.3	17.1	19.7	22.1	24.2	26.1	28.0	29.6	31.3	32.8
15	2.30	5.9	10.8	15.3	18.5	21.3	23.9	26.1	28.3	30.2	32.1	33.8	35.3
20	2.66	7.9	14	20.5	24.7	28.5	31.9	34.9	37.8	40.3	42.7	45.1	47.2
30	3.25	11.8	21.1	30.5	37.0	42.7	47.8	52.4	56.6	60.5	64.2	67.6	70.9
40	3.76	15.6	28.0	40.5	49.4	57.0	63.7	69.8	75.4	80.7	85.5	90.2	94.6
50	4.28	19.5	35.3	50.5	61.50	71.00	79.50	87.00	94.00	101.00	107.00	112.50	118.00

Choosing the suitable nozzle is most important for output and smooth function of the high pressure cleaner:

Nozzle too small = machine permanently switches into bypass or off.
Nozzle too wide = machine has a small output, lower pressure.

How to choose the suitable nozzle?
Attention: pressure and flow of the high pressure cleaner must be known e.g. 15 l/min (900 l/h) - working pressure of 150 bar.

1. In the first line (pressure in bar) please go to column "150".
2. Follow column "150" down to find l/min: take "15.2" (nearest to 15).
3. Turn left in line "15.2" until the first column and stop at nozzle type "055".
4. The size you need is "055"
5. On pages 278 -279 please select type of nozzle and spray angle.
6. In line "055" please find the R+M Nr. of the nozzle you need.

Important for excellent high pressure cleaning is the impact of the spray jet which is made up of 4 features.



water flow | water pressure | spray angle | spray distance

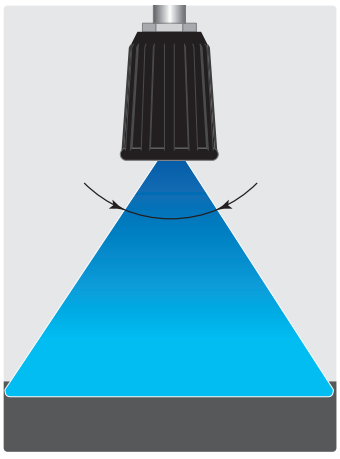

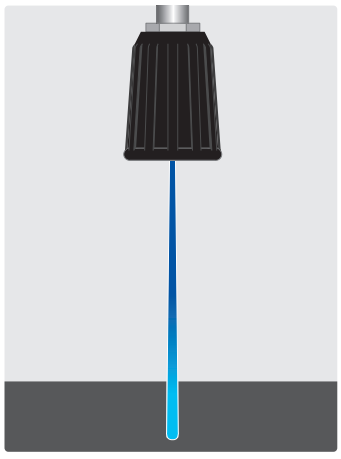

low impact = high surface efficiency

high impact = small surface efficiency

* hole diameter in mm

Further information about high pressure nozzles

Output in l/min depends on pressure in bar

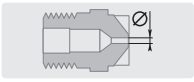

		Pressure in bar											
		120	130	140	150	160	175	200	225	250	300	400	500
D	⌀	←	←	←	←	←	←	←	←	←	←	←	←
01	0.59	2.4	2.5	2.6	2.7	2.8	2.9	3.1	3.3	3.5	3.8	4.4	4.9
015	0.71	3.7	3.8	4.0	4.2	4.3	4.5	4.8	5.1	5.4	5.9	6.7	7.5
02	0.84	4.8	5.0	5.3	5.4	5.6	5.9	6.3	6.7	7.0	7.7	8.9	9.9
025	0.94	6.1	6.4	6.6	6.9	7.1	7.5	8.0	8.5	9.0	9.9	11.4	12.7
03	1.03	7.4	7.7	8.0	8.3	8.6	9.0	9.6	10.2	10.7	11.8	13.5	15.1
035	1.10	8.6	8.9	9.2	9.5	9.8	10.3	11.0	11.7	12.3	13.8	15.5	17.8
04	1.21	10.3	10.7	11.1	11.5	11.9	12.4	13.3	14.1	14.8	16.3	18.7	20.9
045	1.26	10.9	11.4	11.8	12.2	12.6	13.2	14.1	15.0	15.8	17.4	19.9	22.3
05	1.33	12.4	12.9	13.4	13.8	14.3	14.9	16.0	16.9	17.9	19.7	22.6	25.3
055	1.39	13.6	14.1	14.7	**15.2**	15.7	16.4	17.5	18.6	19.6	21.7	25.0	28.0
06	1.46	14.9	15.5	16.0	16.7	17.2	18.0	19.2	20.4	21.5	23.7	27.1	30.3
065	1.52	16.1	16.8	17.4	18.0	18.6	19.4	20.8	22.0	23.2	25.6	29.3	32.7
07	1.57	17.3	18.0	18.7	19.3	20.0	20.9	22.3	23.7	25.0	27.1	31.3	35.0
075	1.63	18.5	19.3	20.0	20.7	21.4	22.4	23.9	25.3	26.7	29.4	33.7	37.7
08	1.68	19.7	20.5	21.3	22.0	22.8	23.8	25.5	27.0	28.5	31.4	35.9	40.2
085	1.73	20.9	21.8	22.6	23.4	24.1	25.3	27.0	28.6	30.2	34.5	39.8	44.5
09	1.78	22.1	23.0	23.9	24.7	25.5	26.7	28.6	30.3	31.9	35.1	40.2	45.0
10	1.88	24.6	25.6	26.6	27.6	28.5	29.8	31.8	33.7	35.6	39.2	44.9	50.2
11	1.96	26.9	28.0	29.1	30.1	31.1	32.5	34.7	36.8	38.8	43.4	50.1	56.0
12	2.05	29.4	30.6	31.7	32.8	33.9	35.4	37.9	40.2	42.4	46.7	53.4	59.8
13	2.13	31.8	33.1	34.4	35.6	36.7	38.4	41.1	43.6	45.9	50.5	57.8	64.7
14	2.21	34.2	35.6	37.0	38.3	39.5	41.4	44.3	46.9	49.4	55.0	63.5	71.0
15	2.30	36.9	38.4	39.9	41.3	42.6	44.6	47.7	50.6	53.3	58.7	67.2	75.2
20	2.66	49.3	51.3	53.2	55.1	56.9	59.5	63.6	67.5	71.1	78.2	89.6	100.0
30	3.25	74.0	77.1	80.0	82.8	85.5	89.4	95.6	101.0	107.0	118.0	136.0	151.0
40	3.76	98.8	103.0	107.0	110.0	114.0	119.0	127.0	135.0	143.0	156.0	180.0	202.0
50	4.28	123.00	128.00	133.00	138.00	142.50	149.00	159.00	168.50	178.00	195.00	224.50	251.00

Spray width depending on spray angle and distance

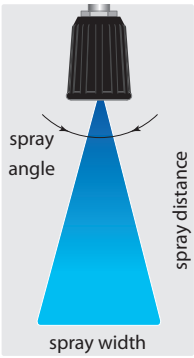

	Angle	Distance in cm										
	°	1	2	3	5	7	10	20	30	50	70	100
	5°	0.09	0.17	0.26	0.44	0.61	0.87	1.75	2.62	4.37	6.11	8.73
	10°	0.17	0.35	0.52	0.87	1.22	1.75	3.50	5.25	8.75	12.25	17.50
	15°	0.26	0.53	0.79	1.32	1.84	2.63	5.27	7.90	13.17	18.43	26.33
	20°	0.35	0.71	1.06	1.76	2.47	3.53	7.05	10.58	17.63	24.69	35.27
	25°	0.44	0.89	1.33	2.22	3.10	4.43	8.87	13.30	22.17	31.04	44.34
	40°	0.73	1.46	2.18	3.64	5.10	7.28	14.56	21.84	36.40	50.96	72.79
	65°	1.27	2.55	3.82	6.37	8.92	12.74	25.48	38.22	63.71	89.19	127.41
	80°	1.68	3.36	5.03	8.39	11.75	16.78	33.56	50.35	83.91	117.47	167.82
	110°	2.86	5.71	8.57	14.28	19.99	28.56	57.13	85.69	142.81	199.94	285.63

Symbols ⌀ diameter D nozzle ← flow

Nozzle protector and nozzle holder

2-component nozzle protector ST-10

The ST-10 is the ideal combination made out of hard and soft plastics. The nozzle protector is suitable for cold and hot water applications in the car wash, agriculture and food industry. The ST-10 is unimpeachable, protects your nozzles and preserves the surfaces to be cleaned at the same time. Suitable for nozzles 1/4" M NPT. Zinc-plated steel max. 400 bar. Stainless steel max. 500 bar



Plastic. Zinc-plated steel

R+M Nr.
200 010 500



Plastic. Zinc-plated steel

R+M Nr.
200 010 510



Plastic. Zinc-plated steel

R+M Nr.
200 010 520



Plastic. Zinc-plated steel

R+M Nr.
200 010 530



Plastic. Stainless steel

R+M Nr.
200 010 770



Plastic. Stainless steel

R+M Nr.
200 010 760



For nozzles with filter. Plastic. Stainless steel.

R+M Nr.
200 010 745



For nozzles with filter. Plastic. Stainless steel.

R+M Nr.
200 010 725



Plastic. Stainless steel

R+M Nr.
200 010 700



Plastic. Stainless steel

R+M Nr.
200 010 710



Plastic. Stainless steel

R+M Nr.
200 010 720



Plastic. Stainless steel

R+M Nr.
200 010 730



Plastic. Stainless steel

R+M Nr.
200 010 755



Plastic. Stainless steel

R+M Nr.
200 010 740

For nozzles 1/4" M NPT



ST-005. Plastic. Zinc-plated steel

R+M Nr.
200 000 003



ST-005. Plastic. Stainless steel

R+M Nr.
200 000 008



Rubber. Zinc-plated steel

R+M Nr.
519 05



Socket. Brass. Quadrangle

R+M Nr.
518 00



ST-12. Plastic. Zinc-plated steel

R+M Nr.
200 012 500



1/4" F NPT : 3/8" F. Stainless steel. Socket

R+M Nr.
710 101 350



Socket. Round. Stainless steel

R+M Nr.
040 004 100

For nozzles 1/8" M



ST-005. Plastic. Zinc-plated steel

R+M Nr.
200 000 004



Socket. Hexagon. Stainless steel

R+M Nr.
518 70



Socket. Plastic. For nozzle with hexagon 13 + 14

R+M Nr.
519 32



2-component nozzle protector ST-10. Plastic. Stainless steel

R+M Nr.
200 010 830

Adaptor 500 bar lances



K

1/4" M : M20 F. Stainless steel

R+M Nr.
519 714 209

For tip nozzles



1/4" F : M18 M. Nozzle holder EG. Brass

R+M Nr.
010 000 043

O-ring. Nozzle holder EG

R+M Nr.
790 25



M18 F. Nozzle holder EG. Stainless steel

R+M Nr.
040 000 041



M18 F. Nozzle protector

R+M Nr.
519 60



1/4" F. Nozzle protector complete without nozzle tip.

R+M Nr.
519 601



1/4" F : M18 F. Adaptor. Brass

R+M Nr.
519 40



1/4" M : M18 F. Adaptor 2 pieces

R+M Nr.
519 70



3/8" M : M18 F. Adaptor. Stainless steel

R+M Nr.
040 001 125

Symbols D nozzle

Suttner rotating nozzles with ceramic insert

ST-357.1



1/4" F. Spray angle 20°.
100 - 250 bar. Max. 100 °C

R+M Nr.	D
200 357 530	03
200 357 535	035
200 357 540	04
200 357 545	045
200 357 550	05
200 357 555	055
200 357 560	06
200 357 565	065
200 357 570	07
200 357 580	08
200 357 690	09
200 357 510	100



M18 F. Spray angle 20°.
100 - 250 bar. Max. 100 °C

R+M Nr.	D
200 357 330	03
200 357 335	035
200 357 340	04
200 357 345	045
200 357 350	05
200 357 355	055
200 357 360	06
200 357 365	065
200 357 370	07
200 357 380	08
200 357 390	09
200 357 310	100



1/8" M. Spray angle 20°.
100 - 250 bar. Max. 100 °C

R+M Nr.	D
200 357 430	03
200 357 435	035
200 357 440	04
200 357 445	045
200 357 450	05
200 357 455	055
200 357 460	06
200 357 465	065
200 357 470	07
200 357 480	08
200 357 490	09
200 357 410	100



Kit ST-357.1

R+M Nr.
200 357 232
200 357 237
200 357 242
200 357 247
200 357 252
200 357 257
200 357 262
200 357 267
200 357 272
200 357 282
200 357 292
200 357 212

TR20 adapter



TR20 F : 1/4" M.
Stainless steel.
Max. 400 bar / 150° C

R+M Nr.
565 685 19

ST-458.1



1/4" F. Spray angle 20°.
200 - 400 bar. Max. 100 °C

R+M Nr.	D
200 458 630	03
200 458 635	035
200 458 640	04
200 458 645	045
200 458 650	05
200 458 655	055
200 458 660	06
200 458 665	065
200 458 670	07
200 458 680	08
200 458 690	09
200 458 610	100



M18 F. Spray angle 20°.
200 - 400 bar. Max. 100 °C

R+M Nr.	D
200 458 331	03
200 458 335	035
200 458 340	04
200 458 345	045
200 458 350	05
200 458 355	055
200 458 360	06
200 458 365	065
200 458 370	07
200 458 380	08
200 458 390	09
200 458 310	100



1/8" M. Spray angle 20°.
200 - 400 bar. Max. 100 °C

R+M Nr.	D
200 458 430	03
200 458 435	035
200 458 440	04
200 458 445	045
200 458 450	05
200 458 455	055
200 458 460	06
200 458 465	065
200 458 470	07
200 458 480	08
200 458 490	09
200 458 410	100



Kit ST-458.1

R+M Nr.
200 458 230
200 458 235
200 458 240
200 458 245
200 458 250
200 458 255
200 458 260
200 458 265
200 458 270
200 458 280
200 458 190
200 458 110

Suttner rotating nozzles with ceramic insert

ST-456



1/4" F. Spray angle 20°.
200 - 350 bar. Max. 100 °C

R+M Nr.	D
200 456 530	03
200 456 535	035
200 456 540	04
200 456 545	045
200 456 550	05
200 456 555	055
200 456 560	06
200 456 565	065
200 456 570	07
200 456 580	08



Kit ST-456

R+M Nr.
200 456 140
200 456 160
200 456 165
200 456 170
200 456 180



Kit ST-456

R+M Nr.
200 456 230
200 456 235
200 456 245
200 456 250
200 456 255



M18 F. Spray angle 20°.
200 - 350 bar. Max. 100 °C

R+M Nr.	D
200 456 630	03
200 456 635	035
200 456 640	04
200 456 645	045
200 456 650	05
200 456 655	055
200 456 660	06
200 456 665	065
200 456 670	07
200 456 680	08



Kit ST-456

R+M Nr.
200 456 130
200 456 135
200 456 140
200 456 145
200 456 150
200 456 155
200 456 160
200 456 165
200 456 170
200 456 180

ST-458.1



1/4" F. Spray angle 20°.
120 - 250 bar. Max. 100 °C

R+M Nr.	D
200 458 811	110
200 458 812	120
200 458 813	130
200 458 815	150
200 458 818	180
200 458 820	200
200 458 825	250
200 458 830	300



Kit ST-458.1

R+M Nr.
200 458 311
200 458 312
200 458 313
200 458 315
200 458 318
200 458 320
200 458 325
200 458 330



1/2" F. Spray angle 20°.
120 - 250 bar. Max. 100 °C

R+M Nr.	D
200 458 712	120
200 458 715	150
200 458 720	200
200 458 730	300



Kit ST-458.1

R+M Nr.
200 458 312
200 458 315
200 458 320
200 458 330



1/2" F. Spray angle 20°.
120 - 250 bar. Max. 100 °C

R+M Nr.	D
200 458 745	045
200 458 755	055
200 458 770	07
200 458 791	09



Kit ST-458.1

R+M Nr.
200 458 245
200 458 255
200 458 270
200 458 190

ST-559 Suttner rotating nozzles with carbide insert

ST-559



1/4" F. 300-600 bar. Max. 90 °C

R+M Nr.	D
200 559 520	02
200 559 530	03
200 559 540	04
200 559 550	05
200 559 555	055
200 559 560	06



M20x1 F. 300-600 bar. Max. 90 °C

R+M Nr.	D
200 559 320	02
200 559 330	03
200 559 340	04



Kit ST-559

R+M Nr.
200 559 120
200 559 130
200 559 140
200 559 150
200 559 155
200 559 160

Suttner rotating nozzles without plastic cap

ST-357.1



1/4" F. Spray angle 20°.
100 - 250 bar. Max. 100 °C

R+M Nr.	D
200 357 632	03
200 357 637	035
200 357 642	04
200 357 647	045
200 357 652	05
200 357 657	055
200 357 662	06
200 357 667	065
200 357 672	07
200 357 682	08
200 357 692	09
200 357 612	100



Kit ST-357.1

R+M Nr.
200 357 130
200 357 135
200 357 140
200 357 145
200 357 150
200 357 155
200 357 160
200 357 165
200 357 170
200 357 280
200 357 290
200 357 110

ST-458.1



1/4" F. Spray angle 20°.
200 - 400 bar. Max. 100 °C

R+M Nr.	D
200 458 632	03
200 458 637	035
200 458 642	04
200 458 647	045
200 458 652	05
200 458 657	055
200 458 662	06
200 458 667	065
200 458 672	07
200 458 682	08
200 458 692	09
200 458 612	100



Kit ST-458.1

R+M Nr.
200 458 230
200 458 235
200 458 240
200 458 245
200 458 250
200 458 255
200 458 260
200 458 265
200 458 270
200 458 280
200 458 190
200 458 110

ST-33 High Pressure Filter





Brass with stainless steel filter. Bidirectional.
Max. 400 bar / 40 l/min. / 150 °C

R+M Nr.	↕	○	○
200 033 855	45.6 mm	1/4" M	1/4"F

Suttner rotating nozzles in different colours

With effect from today we enlarge the choice of colours of the plastic plugs for our rotating nozzles ST-357, ST-456 and ST-458.
In addition to the standard colour black, you are invited to take the nozzle in blue, red, yellow and green, now. The decision is up to you as it is possible now to adapt the rotating nozzles individually to your company`s colour or to the one of your customers.

By using different colours the affiliation to a certain unit (rental business), user or application is possible in an easy way. Moreover, classifications regarding different areal divisions within the HACCP can be realized.

What would you like to mark? Please find it out and test it!



Plastic caps for rotating nozzles ST-357

R+M Nr.	C
020 007 405	black
020 007 406	blue
020 007 409	yellow
020 007 411	green
020 007 412	red

Plastic caps for rotating nozzles ST-456

R+M Nr.	C
020 001 022	black
020 001 041	blue
020 001 046	yellow
020 001 047	green
020 001 048	red

Plastic caps for rotating nozzles ST-458

R+M Nr.	C
020 001 025	black
020 001 026	blue
020 001 029	yellow
020 001 031	green
020 001 032	red

Symbols D nozzle C colour coding ↕ height ○ thread

Suttner rotating nozzles with ceramic insert



M22 F. Lance with rotating nozzle ST-357.1. Spray angle 20°. 100 - 250 bar. Max. 100 °C

R+M Nr.	D	↔	M *
653 030 04	03	430 mm	zinc-plated steel
653 035 04	035	430 mm	zinc-plated steel
653 040 04	04	430 mm	zinc-plated steel
653 045 04	045	430 mm	zinc-plated steel
653 050 04	05	430 mm	zinc-plated steel
653 055 04	055	430 mm	zinc-plated steel
653 060 04	06	430 mm	zinc-plated steel
653 065 04	065	430 mm	zinc-plated steel
653 070 04	07	430 mm	zinc-plated steel

M22 F. Lance with rotating nozzle ST-357.1. Spray angle 20°. 100 - 250 bar. Max. 100 °C

R+M Nr.	D	↔	M *
653 030 049	03	430 mm	stainless steel
653 035 049	035	430 mm	stainless steel
653 040 049	04	430 mm	stainless steel
653 045 049	045	430 mm	stainless steel
653 050 049	05	430 mm	stainless steel
653 055 049	055	430 mm	stainless steel
653 060 049	06	430 mm	stainless steel
653 065 049	065	430 mm	stainless steel
653 070 049	07	430 mm	stainless steel



K

M22 F. Lance with vented handle ST-9 380 mm and rotating nozzle ST-458.1. Spray angle 20°. 200 - 400 bar. Max. 100 °C

R+M Nr.	D	↔	M *
653 835 012	035	1.000 mm	zinc-plated steel
653 840 012	04	1.000 mm	zinc-plated steel
653 845 012	045	1.000 mm	zinc-plated steel
653 850 012	05	1.000 mm	zinc-plated steel
653 855 012	055	1.000 mm	zinc-plated steel
653 860 012	06	1.000 mm	zinc-plated steel
653 865 012	065	1.000 mm	zinc-plated steel
653 870 012	07	1.000 mm	zinc-plated steel
653 880 012	08	1.000 mm	zinc-plated steel

M22 F. Lance with vented handle ST-9 380 mm and rotating nozzle ST-458.1. Spray angle 20°. 200 - 400 bar. Max. 100 °C

R+M Nr.	D	↔	M *
653 835 021	035	1.000 mm	stainless steel
653 840 021	04	1.000 mm	stainless steel
653 845 021	045	1.000 mm	stainless steel
653 850 021	05	1.000 mm	stainless steel
653 855 021	055	1.000 mm	stainless steel
653 860 021	06	1.000 mm	stainless steel
653 865 021	065	1.000 mm	stainless steel
653 870 021	07	1.000 mm	stainless steel
653 880 021	08	1.000 mm	stainless steel

* lance

Suttner rotating nozzles with ceramic insert



Plug K. Lance with rotating nozzle ST-357.1. Spray angle 20°. 100 - 250 bar. Max. 100 °C

R+M Nr.	D	↔	M *
653 030 011	03	430 mm	zinc-plated steel
653 035 011	035	430 mm	zinc-plated steel
653 040 011	04	430 mm	zinc-plated steel
653 045 011	045	430 mm	zinc-plated steel
653 050 011	05	430 mm	zinc-plated steel
653 055 011	055	430 mm	zinc-plated steel
653 060 011	06	430 mm	zinc-plated steel
653 065 011	065	430 mm	zinc-plated steel
653 070 011	07	430 mm	zinc-plated steel

Plug K. Lance with rotating nozzle ST-357.1. Spray angle 20°. 100 - 250 bar. Max. 100 °C

R+M Nr.	D	↔	M *
653 030 019	03	430 mm	stainless steel
653 035 019	035	430 mm	stainless steel
653 040 019	04	430 mm	stainless steel
653 045 019	045	430 mm	stainless steel
653 050 019	05	430 mm	stainless steel
653 055 019	055	430 mm	stainless steel
653 060 019	06	430 mm	stainless steel
653 065 019	065	430 mm	stainless steel
653 070 019	07	430 mm	stainless steel



M22 M. Lance with rotating nozzle ST-357.1. Spray angle 20°. 100 - 250 bar. Max. 100 °C

R+M Nr.	D	↔	M *
653 030 03	03	430 mm	zinc-plated steel
653 035 03	035	430 mm	zinc-plated steel
653 040 03	04	430 mm	zinc-plated steel
653 045 03	045	430 mm	zinc-plated steel
653 050 03	05	430 mm	zinc-plated steel
653 055 03	055	430 mm	zinc-plated steel
653 060 03	06	430 mm	zinc-plated steel
653 065 03	065	430 mm	zinc-plated steel
653 070 03	07	430 mm	zinc-plated steel

M22 M. Lance with rotating nozzle ST-357.1. Spray angle 20°. 100 - 250 bar. Max. 100 °C

R+M Nr.	D	↔	M *
653 030 039	03	430 mm	stainless steel
653 035 039	035	430 mm	stainless steel
653 040 039	04	430 mm	stainless steel
653 045 039	045	430 mm	stainless steel
653 050 039	05	430 mm	stainless steel
653 055 039	055	430 mm	stainless steel
653 060 039	06	430 mm	stainless steel
653 065 039	065	430 mm	stainless steel
653 070 039	07	430 mm	stainless steel

Lance clips

The lance clips are easily clamped onto every 1/4" lance thus informing the user about the nozzle size or the affiliation to a certain unit, user or application.

Moreover, classifications regarding different areal divisions within the HACCP can be realized. The marking of various spray angles is also possible.

The lance clips suitable for all 1/4" lances are made out of polypropylene which is intended to come into contact with foodstuffs.





R+M Nr.	C
020 004 230	yellow
020 004 235	purple
020 004 240	brown
020 004 245	light green
020 004 250	black
020 004 255	light blue
020 004 260	red
020 004 265	nature
020 004 270	pink
020 004 280	orange
020 004 290	green
020 004 300	grey

* lance

Symbols D nozzle C colour coding ↔ length M material

Suttner rotating nozzles with ceramic insert



M22 M. Lance with rotating nozzle ST-456. Spray angle 20°. 200 - 350 bar. Max. 100 °C

R+M Nr.	D	↔	M *
653 135 018	035	600 mm	zinc-plated steel
653 140 018	04	600 mm	zinc-plated steel
653 145 018	045	600 mm	zinc-plated steel
653 150 018	05	600 mm	zinc-plated steel
653 155 018	055	600 mm	zinc-plated steel
653 160 018	06	600 mm	zinc-plated steel
653 165 018	065	600 mm	zinc-plated steel
653 170 018	07	600 mm	zinc-plated steel
653 180 018	08	600 mm	zinc-plated steel

M22 M. Lance with rotating nozzle ST-456. Spray angle 20°. 200 - 350 bar. Max. 100 °C

R+M Nr.	D	↔	M *
653 135 018 9	035	600 mm	stainless steel
653 140 018 9	04	600 mm	stainless steel
653 145 018 9	045	600 mm	stainless steel
653 150 018 9	05	600 mm	stainless steel
653 155 018 9	055	600 mm	stainless steel
653 160 018 9	06	600 mm	stainless steel
653 165 018 9	065	600 mm	stainless steel
653 170 018 9	07	600 mm	stainless steel
653 180 018 9	08	600 mm	stainless steel



M22 M. Lance with rotating nozzle ST-458.1. Spray angle 20°. 200 - 400 bar. Max. 100 °C

R+M Nr.	D	↔	M *
653 835 016	035	430 mm	zinc-plated steel
653 840 016	04	430 mm	zinc-plated steel
653 845 016	045	430 mm	zinc-plated steel
653 850 016	05	430 mm	zinc-plated steel
653 855 016	055	430 mm	zinc-plated steel
653 860 016	06	430 mm	zinc-plated steel
653 865 016	065	430 mm	zinc-plated steel
653 870 016	07	430 mm	zinc-plated steel
653 880 016	08	430 mm	zinc-plated steel

M22 M. Lance with rotating nozzle ST-458.1. Spray angle 20°. 200 - 400 bar. Max. 100 °C

R+M Nr.	D	↔	M *
653 835 019	035	430 mm	stainless steel
653 840 019	04	430 mm	stainless steel
653 845 019	045	430 mm	stainless steel
653 850 019	05	430 mm	stainless steel
653 855 019	055	430 mm	stainless steel
653 860 019	06	430 mm	stainless steel
653 865 019	065	430 mm	stainless steel
653 870 019	07	430 mm	stainless steel
653 880 019	08	430 mm	stainless steel

* lance

Suttner rotating nozzles with ceramic insert



M22 M. Lance with vented handle ST-9 380 mm and rotating nozzle ST-458.1. Spray angle 20°. 200 - 400 bar. Max. 100 °C

R+M Nr.	D	↔	M *
653 835 015	035	1.000 mm	zinc-plated steel
653 840 015	04	1.000 mm	zinc-plated steel
653 845 015	045	1.000 mm	zinc-plated steel
653 850 015	05	1.000 mm	zinc-plated steel
653 855 015	055	1.000 mm	zinc-plated steel
653 860 015	06	1.000 mm	zinc-plated steel
653 865 015	065	1.000 mm	zinc-plated steel
653 870 015	07	1.000 mm	zinc-plated steel
653 880 015	08	1.000 mm	zinc-plated steel

M22 M. Lance with vented handle ST-9 380 mm and rotating nozzle ST-458.1. Spray angle 20°. 200 - 400 bar. Max. 100 °C

R+M Nr.	D	↔	M *
653 835 020	035	1.000 mm	stainless steel
653 840 020	04	1.000 mm	stainless steel
653 845 020	045	1.000 mm	stainless steel
653 850 020	05	1.000 mm	stainless steel
653 855 020	055	1.000 mm	stainless steel
653 860 020	06	1.000 mm	stainless steel
653 865 020	065	1.000 mm	stainless steel
653 870 020	07	1.000 mm	stainless steel
653 880 020	08	1.000 mm	stainless steel



A Kr

Plug KW. Lance with rotating nozzle ST-357.1. Spray angle 20°. 100 - 250 bar. Max. 100 °C

R+M Nr.	D	↔	M *
653 030 17	03	430 mm	zinc-plated steel
653 035 17	035	430 mm	zinc-plated steel
653 040 17	04	430 mm	zinc-plated steel
653 045 17	045	430 mm	zinc-plated steel
653 050 17	05	430 mm	zinc-plated steel
653 055 17	055	430 mm	zinc-plated steel
653 060 17	06	430 mm	zinc-plated steel
653 065 17	065	430 mm	zinc-plated steel
653 070 17	07	430 mm	zinc-plated steel

Plug KW. Lance with rotating nozzle ST-357.1. Spray angle 20°. 100 - 250 bar. Max. 100 °C

R+M Nr.	D	↔	M *
653 030 179	03	430 mm	stainless steel
653 035 179	035	430 mm	stainless steel
653 040 179	04	430 mm	stainless steel
653 045 179	045	430 mm	stainless steel
653 050 179	05	430 mm	stainless steel
653 055 179	055	430 mm	stainless steel
653 060 179	06	430 mm	stainless steel
653 065 179	065	430 mm	stainless steel
653 070 179	07	430 mm	stainless steel

* lance

Symbols D nozzle ↔ length M material

Suttner rotating nozzles with ceramic insert



A Kr

Plug KW. Lance with rotating nozzle ST-456. Spray angle 20°. 200 - 350 bar. Max. 100 °C

R+M Nr.	D	↔	M *
653 135 017	035	600 mm	zinc-plated steel
653 140 017	04	600 mm	zinc-plated steel
653 145 017	045	600 mm	zinc-plated steel
653 150 017	05	600 mm	zinc-plated steel
653 155 017	055	600 mm	zinc-plated steel
653 160 017	06	600 mm	zinc-plated steel
653 165 017	065	600 mm	zinc-plated steel
653 170 017	07	600 mm	zinc-plated steel
653 180 017	08	600 mm	zinc-plated steel

Plug KW. Lance with rotating nozzle ST-456. Spray angle 20°. 200 - 350 bar. Max. 100 °C

R+M Nr.	D	↔	M *
653 135 017 9	035	600 mm	stainless steel
653 140 017 9	04	600 mm	stainless steel
653 145 017 9	045	600 mm	stainless steel
653 150 017 9	05	600 mm	stainless steel
653 155 017 9	055	600 mm	stainless steel
653 160 017 9	06	600 mm	stainless steel
653 165 017 9	065	600 mm	stainless steel
653 170 017 9	07	600 mm	stainless steel
653 180 017 9	08	600 mm	stainless steel



A Kr

Plug KW. Lance with rotating nozzle ST-458.1. Spray angle 20°. 200 - 400 bar. Max. 100 °C

R+M Nr.	D	↔	M *
653 835 024	035	600 mm	zinc-plated steel
653 840 024	04	600 mm	zinc-plated steel
653 845 024	045	600 mm	zinc-plated steel
653 850 024	05	600 mm	zinc-plated steel
653 855 024	055	600 mm	zinc-plated steel
653 860 024	06	600 mm	zinc-plated steel
653 865 024	065	600 mm	zinc-plated steel
653 870 024	07	600 mm	zinc-plated steel
653 880 024	08	600 mm	zinc-plated steel

Plug KW. Lance with rotating nozzle ST-458.1. Spray angle 20°. 200 - 400 bar. Max. 100 °C

R+M Nr.	D	↔	M *
653 835 025	035	600 mm	stainless steel
653 840 025	04	600 mm	stainless steel
653 845 025	045	600 mm	stainless steel
653 850 025	05	600 mm	stainless steel
653 855 025	055	600 mm	stainless steel
653 860 025	06	600 mm	stainless steel
653 865 025	065	600 mm	stainless steel
653 870 025	07	600 mm	stainless steel
653 880 025	08	600 mm	stainless steel

* lance

Suttner rotating nozzles with ceramic insert



A Kr

Plug KW. Lance with vented handle ST-9 380 mm and rotating nozzle ST-458.1. Spray angle 20°. 200 - 400 bar. Max. 100 °C

R+M Nr.	D	↔	M *
653 835 014	035	1.000 mm	zinc-plated steel
653 840 014	04	1.000 mm	zinc-plated steel
653 845 014	045	1.000 mm	zinc-plated steel
653 850 014	05	1.000 mm	zinc-plated steel
653 855 014	055	1.000 mm	zinc-plated steel
653 860 014	06	1.000 mm	zinc-plated steel
653 865 014	065	1.000 mm	zinc-plated steel
653 870 014	07	1.000 mm	zinc-plated steel
653 880 014	08	1.000 mm	zinc-plated steel

Plug KW. Lance with vented handle ST-9 380 mm and rotating nozzle ST-458.1. Spray angle 20°. 200 - 400 bar. Max. 100 °C

R+M Nr.	D	↔	M *
653 835 023	035	1.000 mm	stainless steel
653 840 023	04	1.000 mm	stainless steel
653 845 023	045	1.000 mm	stainless steel
653 850 023	05	1.000 mm	stainless steel
653 855 023	055	1.000 mm	stainless steel
653 860 023	06	1.000 mm	stainless steel
653 865 023	065	1.000 mm	stainless steel
653 870 023	07	1.000 mm	stainless steel
653 880 023	08	1.000 mm	stainless steel

Cleantecs rotating nozzles with carbide insert

HM 500



K

G9/16". Spray angle 20°.
Max. 500 bar / 90 °C

R+M Nr.	D
655 500 630	03

Kit HM 500



R+M Nr.
655 500 130

HM 500



K

M20x1. Spray angle 20°.
Max. 500 bar / 90 °C

R+M Nr.	D
655 500 640	028

Kit HM 500



R+M Nr.
655 500 130

HM 500



K

M20x1. Spray angle 20°.
Max. 500 bar / 90 °C

R+M Nr.	D
655 500 650	05

Kit HM 500



R+M Nr.
655 500 150

HM 500



1/4" F. Spray angle 20°.
Max. 500 bar / 90 °C

R+M Nr.	D
655 500 520	02
655 500 525	025
655 500 530	03
655 500 535	035
655 500 540	04
655 500 545	045
655 500 550	05
655 500 555	055
655 500 560	06
655 500 570	07

Kit HM 500



R+M Nr.
655 500 120
655 500 125
655 500 130
655 500 135
655 500 140
655 500 145
655 500 150
655 500 155
655 500 160
655 500 170

HM 700



1/4" F. Spray angle 20°.
Max. 700 bar / 90 °C.
Delivery time of approx. 1 week

R+M Nr.	D
655 700 520	02
655 700 525	025
655 700 530	03
655 700 535	035
655 700 540	04
655 700 545	045
655 700 550	05
655 700 555	055
655 700 560	06
655 700 570	07

Kit HM 700



R+M Nr.
655 700 120
655 700 125
655 700 130
655 700 135
655 700 140
655 700 145
655 700 150
655 700 155
655 700 160
655 700 170

HM 1000



1/4" F. Spray angle 20°.
Max. 1,000 bar / 90 °C.
Delivery time of approx. 1 week

R+M Nr.	D
655 100 520	02
655 100 525	025
655 100 530	03
655 100 535	035
655 100 540	04
655 100 545	045
655 100 550	05
655 100 555	055
655 100 560	06
655 100 570	07

Kit HM 1000



R+M Nr.
655 100 120
655 100 125
655 100 130
655 100 135
655 100 140
655 100 145
655 100 150
655 100 155
655 100 160
655 100 170

* lance

Symbols D nozzle ↔ length M material

Rotating nozzles

R+M 150



1/4" F. Spray angle 17°. 50 - 150 bar. Max. 60 °C

R+M Nr.	D
653 325	025
653 330	03
653 335	035
653 340	04
653 345	045

IP ROTOMAX



1/4" F. Housing black. Nozzle and seal kit ceramic. Adjustable spray angle. 100 - 250 bar. Max. 80 °C

R+M Nr.	DN	⟷
996 050 01	1,4 mm	10 - 16 l/min
996 050 02	1,6 mm	12 - 18 l/min
996 050 03	2,0 mm	14 - 21 l/min

Vario nozzles and triple nozzles

Vario nozzles



M22 M. Lance with vario nozzle. Zinc-plated steel. Max. 200 bar / 150 °C

R+M Nr.	D	⟷	M *
658 103 03	03	430 mm	zinc-plated steel
658 103 53	035	430 mm	zinc-plated steel
658 104 03	04	430 mm	zinc-plated steel
658 104 53	045	430 mm	zinc-plated steel
658 105 03	05	430 mm	zinc-plated steel
658 105 53	055	430 mm	zinc-plated steel
658 106 03	06	430 mm	zinc-plated steel

M22 M. Lance with vario nozzle. Stainless steel Max. 200 bar / 150 °C

R+M Nr.	D	⟷	M *
658 103 039	03	430 mm	stainless steel
658 103 539	035	430 mm	stainless steel
658 104 039	04	430 mm	stainless steel
658 104 539	045	430 mm	stainless steel
658 105 039	05	430 mm	stainless steel
658 105 539	055	430 mm	stainless steel
658 106 039	06	430 mm	stainless steel



1/4" F. Housing black. Max. 200 bar / 150 °C

R+M Nr.	D
658 103 0	03
658 103 5	035
658 104 0	04
658 104 5	045
658 105	05
658 105 5	055
658 106	06



M18 F. Housing black. Max. 200 bar / 150 °C

R+M Nr.	D
658 103 04	03
658 103 54	035
658 104 04	04
658 104 54	045
658 105 04	05
658 105 54	055
658 106 04	06

* lance

Functional principle vario nozzles



high pressure zero angle | high pressure broad angle | low pressure broad angle

Symbols D nozzle ⟃ inlet ⟄ outlet ⟷ length M material DN nominal diameter ⟷ flow

Vario nozzles and triple nozzles



1/4" F. Housing black. Max. 250 bar / 80 °C

R+M Nr.	D
657 545	045
657 555	055
657 560	06



M18 F. Housing black. Max. 250 bar / 80 °C

R+M Nr.	D
657 545 1	045
657 555 1	055
657 560 1	06

Functional principle triple nozzles



high pressure zero angle



high pressure broad angle 25°



low pressure broad angle 40°

Adjustable nozzles

Mini adjustable nozzles



R+M Nr.		
657 20	1/4" F	1/4" F

R+M adjustable nozzles



R+M Nr.		
657 30	1/4" F	1/4" F

ST-51 adjustable nozzles



R+M Nr.		
200 051 530	1/4" F	1/4" F

Functional principle of a adjustable nozzle

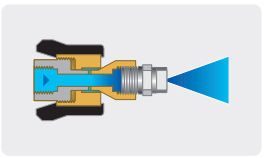

high pressure phase

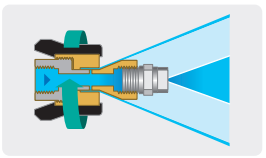

low pressure phase

Universal bracket

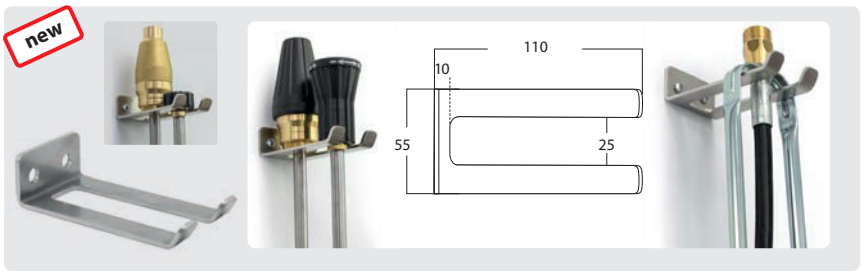

R+M Nr.
710 400 097

Stainless steel bracket for wall mounting

* lance

Flat jet lances



Kr

M22 M. Lance with nozzle protector ST-10 and nozzle. Max. 400 bar / 150 °C

R+M Nr.	D	↔	M*
512 903 03	2503	430 mm	zinc-plated steel
512 904 03	2504	430 mm	zinc-plated steel
512 904 53	25045	430 mm	zinc-plated steel
513 103 03	2503	500 mm	zinc-plated steel
513 104 03	2504	500 mm	zinc-plated steel
513 104 53	25045	500 mm	zinc-plated steel
513 107 53	2507	500 mm	zinc-plated steel
513 203 53	25035	600 mm	zinc-plated steel
513 204 03	2504	600 mm	zinc-plated steel
513 204 53	25045	600 mm	zinc-plated steel
513 205 03	2505	600 mm	zinc-plated steel
513 206 03	2506	600 mm	zinc-plated steel
513 207 03	2507	600 mm	zinc-plated steel
513 208 03	2508	600 mm	zinc-plated steel
513 210 03	2510	600 mm	zinc-plated steel
513 211 03	2511	600 mm	zinc-plated steel
513 212 53	25125	600 mm	zinc-plated steel

M22 M. Lance with nozzle protector ST-10 and nozzle. Max. 400 bar / 150 °C

R+M Nr.	D	↔	M*
512 903 039	2503	430 mm	stainless steel
512 904 039	2504	430 mm	stainless steel
512 904 539	25045	430 mm	stainless steel
513 103 039	2503	500 mm	stainless steel
513 104 039	2504	500 mm	stainless steel
513 104 539	25045	500 mm	stainless steel
513 107 539	2507	500 mm	stainless steel
513 203 539	25035	600 mm	stainless steel
513 204 039	2504	600 mm	stainless steel
513 204 539	25045	600 mm	stainless steel
513 205 039	2505	600 mm	stainless steel
513 206 039	2506	600 mm	stainless steel
513 207 039	2507	600 mm	stainless steel
513 208 039	2508	600 mm	stainless steel
513 210 039	2510	600 mm	stainless steel
513 211 039	2511	600 mm	stainless steel
513 212 539	25125	600 mm	stainless steel



A Kr

Plug KW. Lance with protector ST-10 without nozzle. Max. 400 bar / 150 °C

R+M Nr.	↔	M*
513 100 07	500 mm	zinc-plated steel
513 200 07	600 mm	zinc-plated steel

Plug KW. Lance with protector ST-10 without nozzle. Max. 400 bar / 150 °C

R+M Nr.	↔	M*
513 100 079	500 mm	stainless steel
513 200 079	600 mm	stainless steel

* lance

Symbols D nozzle ↔ length M material

Quick connect spray nozzles

Quick connect spray nozzles by Spraying Systems

- Original Spraying Systems nozzles exclusively for R+M / Suttner
- High strength plastic. Highly impact resistant.
- Long lifetime and excellently thermal and chemical stability. Resistant to mineral acids and alkaline solutions.
- Nipple stainless steel
- Suitable for applications requiring a frequent and quick change of the spraying angle.
- Max. 210 bar

Quick connect spray nozzles with hardened stainless steel insert

- High strength plastic. Highly impact resistant
- Long lifetime and excellently thermal stability.
- Nipple stainless steel. Nipple at black nozzle made out of brass.
- Suitable for applications requiring a frequent and quick change of the spraying angle.
- Max. 210 bar





Blasting nozzle. Delivers a very concentrated stream of water. **Care should be used to avoid gouging wood or damaging fragile surfaces.**



Chiseling nozzle. The spray should be directed at a 45° angle to the surface and used like a scraper to remove paint, grease and dirt.







D	0° R+M Nr.	15° R+M Nr.
03	610 107	
035	610 207	
04	610 307	613 307
045	610 407	613 407

D	0° R+M Nr.	15° R+M Nr.
055	610 608	613 708
06		

Accessories quick connect spray nozzles





Coupling 1/4" F NPT

R+M Nr.
550 001 40





Nipple 1/4" M NPT

R+M Nr.
550 011 40



Nozzle holder for quick connect spray nozzles. Suitable for 1/4" lances. Without accessories

R+M Nr.
020 002 510

Quick connect nozzle set by Suttner

» Consisting of:
colored plastic holder inclusive:
1 x Low pressure nozzle. Brass,
1 x Flushing nozzle. Stainless steel,
1 x Chiseling nozzle. Stainless steel,
1 x Blasting nozzle. Stainless steel

» High strength plastic. Highly impact resistant

» Stainless steel nozzles: long lifetime and excellently thermal and chemical stability, resistant to mineral acids and alkaline solutions.

» Connection ST-245 coupling, 1/4" F, **R+M Nr. 200 245 500**

» Suitable for applications requiring a frequent and quick change of the spraying angle

» Max. 350 bar



D	R+M Nr.	
030	125 852 030	ST-245
035	125 852 035	ST-245
040	125 852 040	ST-245
045	125 852 045	ST-245

Colour coding of Suttner nozzle set holder according to nozzle size



030 yellow | **035** purple | **040** brown | **045** green

65°	40°	15°	0°
			

Low pressure nozzle. Brass. Designed for prespraying detergents on all kinds of surfaces. Low pressure rinsing.

Flushing nozzle. Stainless steel. Best suited for flushing dirt, mud and grime.

Chiseling nozzle. Stainless steel. The spray should be directed at a 45° angle to the surface and used like a scraper to remove paint, grease and dirt.

Blasting nozzle. Stainless steel. Delivers a very concentrated stream of water. **Care should be used to avoid gouging wood or damaging fragile surfaces.**

Coupling-system ST-245

Nipple ST-245



1/4" M. Stainless steel. Max. 350 bar

R+M Nr.	
040 005 447	27.5



1/4" M. Stainless steel. Max. 350 bar

R+M Nr.	
040 005 446	33.5



1/4" M. Stainless steel. Max. 350 bar. For wear cone

R+M Nr.		
040 005 445	**3**	42.0

4

Suitable for all 1/4" F nozzles for sewer cleaning.



ST-245 Coupling / wear cone ST-245



R+M Nr.		
200 245 500	**1**	1/4" F



R+M Nr.		
200 245 510	**1**	3/8" M



Stainless steel. For 040 005 445

R+M Nr.	
040 005 431	**2**



POM. Red. For 040 005 445

R+M Nr.	
020 005 432	**2**



POM. Black. For 040 005 445

R+M Nr.	
020 005 431	**2**

Mud suckers

The high-performance mud sucker for all standard pressure washers

extracts stones (up to 20 mm), mud, dirt, sand, algae & sediment. Operating pressure min. 80 bar at 7 l/min. Suction power of approx. 8,000 to 18,000 l/h. Spiral hose: DN 38 mm, length **5 m**















A

D	M22 M R+M Nr.	M21 M R+M Nr.	1/2" M R+M Nr.	M18 M R+M Nr.
04	545 504 0	545 514 0	545 524 0	545 534 0
045	545 504 5	545 514 5	545 524 5	545 534 5
05	545 505 0	545 515 0	545 525 0	545 535 0
055	545 505 5	545 515 5	545 525 5	545 535 5
06	545 506 0	545 516 0	545 526 0	545 536 0
065	545 506 5	545 516 5	545 526 5	545 536 5
07	545 507 0	545 517 0	545 527 0	545 537 0
08	545 508 0	545 518 0	545 528 0	545 538 0
10	545 501 0			

Plug KW

R+M Nr.	D	HP hose ↔
545 545 5	055	5 m
545 546 0	06	5 m

Performance chart

high pressure cleaner		capacity of mud sucker	
P	←	capacity	capacity
100 bar	10 l/min	ca. 170 l/min	ca. 10,000 l/h
150 bar	12 l/min	ca. 220 l/min	ca. 13,000 l/h
200 bar	15 l/min	ca. 300 l/min	ca. 18,000 l/h

Symbols P pressure ← flow D nozzle inlet outlet ↔ length

Telescopic lances and wash brushes

Telescopic lances with coarse thread



Telescopic lances with coarse thread. Telescopic handle without water flow

R+M Nr.	↔
525 050	900 - 1,800 mm
525 070	1,800 - 3,600 mm
525 085	1,800 - 5,400 mm
525 100	2,400 - 7,200 mm



Telescopic lances with coarse thread. Telescopic handle with water flow

R+M Nr.	↔	○
525 200	900 - 1,800 mm	coupler plug "universal"
525 300	1,800 - 3,600 mm	coupler plug "universal"

Wash brushes with coarse thread



Bristles 60 mm. Soft. 250 x 80 mm

R+M Nr.	VPE
525 000	1



Bristles 60 mm. Hard. 250 x 80 mm

R+M Nr.	VPE
525 010	1

R+M EcoLine with coarse thread



Bristles 60 mm. Hard. 250 x 80 mm

R+M Nr.	VPE
525 015	1
525 016	6

Accessories telescopic lances with coarse thread



Screw connection

R+M Nr.
525 901



Angle adaptor

R+M Nr.
525 040



Spare valve. 3/4" M : 3/4" F

R+M Nr.
726 420

Further telescopic lances are on page 304 and further wash brushes are on pages 299-301.

Symbols ○ thread ↔ length VPE packing unit inlet shipment by truck

easywash365+ wash brushes - large areas are completely clean from now on!

By means of a very wide work surface of approx. 260 x 80 mm the easywash365+ wash brush is especially designed for the efficient cleaning of large areas such as railway carriages, tramcars, omnibuses, caravans, trucks, boats and ships, facades, greenhouses as well as vehicles, motorcycles and many more.

Fine and extremely soft natural bristles with split ends ensure an especially gentle cleaning of sensitive surfaces such as windows and car finish. The solid body of the **easy**wash365+ wash brush consists of 152 bristle bundles which are attached undetachably by means of multi-component synthetic resin.

Our **easy**wash365+ wash brush convinces all users working in the self-service foam- and prewash of an ideal and very easy handling.

The soft coating of the body made out of thermoplastic elastomer demonstrably protects sensitive surfaces from damages.

The inlet of the **easy**wash365+ wash brush is equipped with a brass insert with 1/4" female thread which is fixed in the body. By means of an additional grub screw the high pressure lances available at self-service bays are safe from twisting and theft. Therefore, the grub screw needs to be screwed to the lance tube. **Further fastening plates or protection against theft are not required.**

13 outlet ports at the bottom of the **easy**wash365+ wash brush enable the required water flow and guarantee a convincingly good foam quality at the same time.



Wash brushes



A= 270. B= 260 x 80 mm. Hog hair.
Max. 40 l/min / 60 °C

R+M Nr.	C	
200 023 550	60 mm	1/4" F



A= 270. B= 260 x 80 mm. Hog hair.
Max. 40 l/min / 60 °C

R+M Nr.	C	
200 023 650	90 mm	1/4" F



A= 270. B= 260 x 80 mm. Hog hair / synthetic.
Max. 40 l/min / 60 °C

R+M Nr.	C	
200 023 660	90 mm	1/4" F

Wash brushes

Wash brushes



A= 260. B= 230 x 80 mm. Hog hair.
Max. 50 °C

R+M Nr.	C
200 023 500	60 mm
200 023 600	90 mm

Wash brush with cover



A= 260. B= 230 x 80 mm. Hog hair.
Max. 50 °C

R+M Nr.	C	
200 023 710	60 mm	1/4" F



A= 260. B= 230 x 80 mm. Hog hair.
With stainless steel frame.
Max. 50 °C

R+M Nr.	C	
200 023 735	60 mm	1/4" F



A= 260. B= 230 x 80 mm. Hog hair.
With stainless steel frame.
Max. 50 °C

R+M Nr.	C	
200 023 736	90 mm	1/4" F

Covers



Cover suitable as theft protection for wash brushes. Plastic. Max. 50 °C

R+M Nr.	B ↔
020 001 540	230 mm

Frames for wash brushes



Frame with fixing bolts. Stainless steel.
Max. 60 °C

R+M Nr.	B ↔	
200 023 560	230 mm	1/4" F



Frame. Stainless steel.
Max. 60 °C

R+M Nr.	B ↔	
200 023 570	230 mm	1/4" F

Wash brushes



A= 260. B= 230 x 80 mm. Hog hair.
Max. 50 °C

R+M Nr.	C	⊂
523 703	60 mm	1/8" M



A= 260. B= 230 x 80 mm. Hog hair.
Max. 50 °C

R+M Nr.	C	⊂
200 023 700	60 mm	1/4" F



A= 260. B= 230 x 80 mm. Hog hair. With stainless steel frame. Max. 50 °C

R+M Nr.	C	⊂
200 023 730	60 mm	1/4" F



A= 260. B= 230 x 80 mm. Hog hair.
Max. 50 °C

R+M Nr.	C	⊂
523 701	60 mm	M18 x 1.5 F

Vorwerk lances & wash brushes

The original



Extension pipe with water flow

R+M Nr.	↔	⊃	⊂
523 790 1	1,000 mm	1/4" M	1/4" F
523 790 2	1,500 mm	1/4" M	1/4" F
523 790 3	2,000 mm	1/4" M	1/4" F

Vorwerk wash brushes



A= 300. B= 300 x 100 mm. Nylon

R+M Nr.	C	⊂
523 780	60 mm	1/4" F



A= 240. B= 230 x 80 mm. Hog hair

R+M Nr.	C	⊂
523 70	60 mm	1/4" F
523 75	90 mm	1/4" F



Brush. A= 260. B= 230 x 80 mm.
Hog hair

R+M Nr.	C
523 72	60 mm
523 73	90 mm



Frame. 260 mm.
Aluminium

R+M Nr.	⊂
523 76	1/4" F

Adaptor



Adaptor for lances with coarse thread.
Coarse thread : 1/4" M

R+M Nr.
010 003 610

Air injector



1/4" F : 1/4" M.
Flow at 100 bar

R+M Nr.	←	⌀
108 290 60	13 l/min	1.5
108 290 20	34 l/min	2.5

Symbols ↔ length ⊂ inlet ⊃ outlet ⌀ diameter ○ thread D nozzle ← flow

Rotating brushes

Brushes without hinge



1/4" M. Natural. Max. 50 bar / 50 °C

R+M Nr.
522 10



1/4" M. Nylon. Max. 50 bar / 50 °C

R+M Nr.
522 30



M18 F. Natural. Max. 50 bar / 50 °C

R+M Nr.
522 20



M18 F. Nylon. Max. 50 bar / 50 °C

R+M Nr.
522 40

Brushes with hinge



1/4" F. Natural. Max. 50 bar / 50 °C

R+M Nr.
522 50



1/4" F. Nylon. Max. 50 bar / 50 °C

R+M Nr.
522 60



M18 F. Natural. Max. 50 bar / 50 °C

R+M Nr.
523 001

Brushes with hinge and lance



R+M Nr.	G	lance ↔
522 504	M22 M	430 mm

Replacement brushes



Natural

R+M Nr.
524 10



Nylon

R+M Nr.
524 20

Accessories wash brushes

Brush with air injector turbofoam365+





Retrofit kit for lances. Air injector **turbo**-foam365+ and brush with cover plate. 20-150 bar. Max. 50 °C

Bristles 60 mm

R+M Nr.	G	D
500 023 101	1/4" F	1.20
500 023 102	1/4" F	1.35
500 023 105	1/4" F	1.60

Bristles 90 mm

R+M Nr.	G	D
500 023 201	1/4" F	1.20
500 023 202	1/4" F	1.35
500 023 205	1/4" F	1.60

Air injector



1/4" F : 1/4" M. l/min at 100 bar

R+M Nr.	↔	⌀
108 290 60	13 l/min	1.5
108 290 20	34 l/min	2.5

Brush holder



With snap fit. Only works with nozzle holder 108 290 18 + 108 290 19

R+M Nr.	⟲
108 290 15	1/4" M

Nozzle holder



1/4" F. For brush holder 108 290 15

R+M Nr.	○
108 290 18	1/8" F
108 290 19	1/4" F

Brush holder



Suitable for all brushes. Hole spacing 202 mm.
H x W x D = 90 x 250 x 100 mm

R+M Nr.	Ⓜ
108 290 30	stainless steel

easywash365+ brush holder



Container with overflow and lateral drain for cleaning. For wall and floor mounting. H x W x D = 670 x 340 x 143 mm

R+M Nr.	Ⓜ
105 810	stainless steel

Wash brush holder, two-piece. For floor mounting and positioning for different length of lances.
Pipe Ø 42 mm



R+M Nr.	Ⓜ
105 820	stainless steel

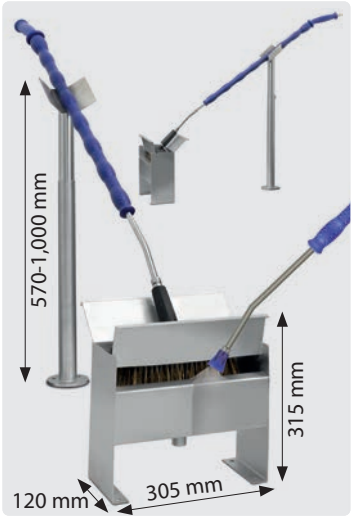

Self-service lances

Self-service lances with brush longitudinal



Brush with nozzle protector for nozzle 1/8" M. Without high pressure nozzle



Brush hog hair.

R+M Nr.	bristles
200 023 500	60 mm

R+M Nr.	⟳
523 960	1/8" M
523 961	1/4" M
523 962	M22 M
523 963	M22 F long nipple



Sandblast kits

Principle of function sandblast kit

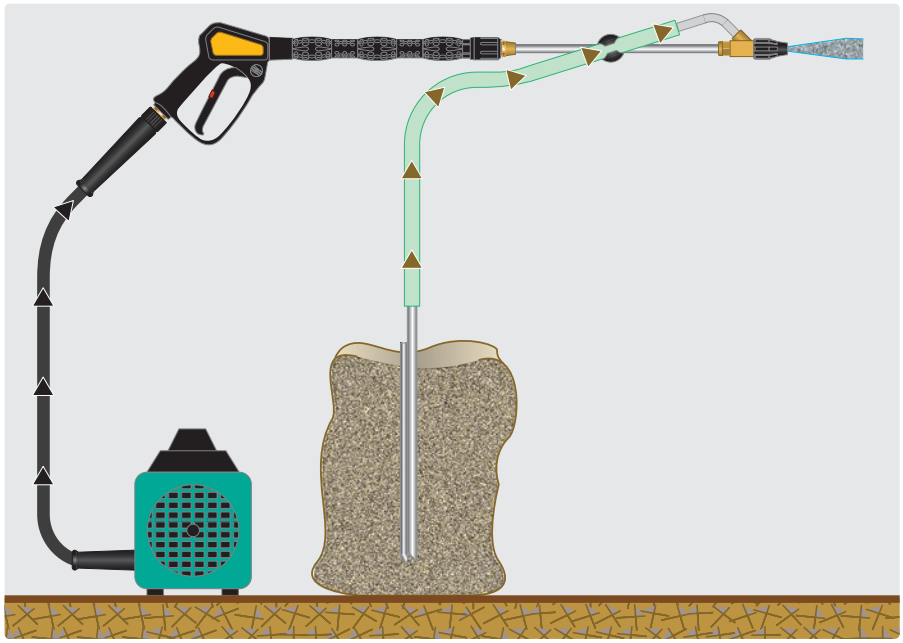

ST-355 hobby

Grain size of the sand 0.2 - 0.8 mm. Lance 300 mm.
Suction hose 3 m.
Max. 150 bar



R+M Nr.	ⓞ
200 355 500	1/4" m



R+M Nr.	ⓞ
520 93	M22 M

Sandblast kits

Sandblaster ST-555

M22 M. Stainless steel. Grain size of the sand 0.4 - 0.8 mm for DN 12 and 0.6 - 1.2 mm for DN 19.
Pipe with suction quantity control and hose 4 m.
Max. 500 bar / 100 °C



DN 12

DN 19

R+M Nr.	⌀	D	
200 555 530	12	03	2.3
200 555 540	12	04	2.3
200 555 555	12	055	2.3
200 555 565	12	065	2.3
200 555 575	12	075	2.3
200 555 630	19	03	3.1
200 555 640	19	04	3.1
200 555 655	19	055	3.1
200 555 665	19	065	3.1
200 555 675	19	075	3.1

Rep. kits Sandblaster ST-555



3 nozzles M4. Stainless steel

D	R+M Nr.
03	200 555 430
04	200 555 440
055	200 555 455
065	200 555 465
075	200 555 475



Sand blasting nozzle

R+M Nr.
200 555 410


K

R+M Nr.	⊂	⊃
561 922 200	M20 F	M22 F


K

R+M Nr.	⊂	⊃
561 922 220	M22 F	M22 F

One tool, six blasting agents, numerous applications:

The sandblaster is suitable for dust-free blasting of the following solids with a grain size ranging from 0.4 to 1.2 mm:

- **Glass beads**
  for cleaning of copper and bronze as well as polishing of stainless steel
- **Glass powder**
  for cleaning of stainless steel and natural stone or for removal of graffiti from light surfaces
- **Slag (fine)**
  for cleaning of sandstone or brick as well as removal of graffiti from dark surfaces
- **Slag (coarse)**
  removal of rust from metals or of old coatings and paintings. cleaning and grinding of concrete surfaces
- **Sodium carbonate (water-soluble)**
  cleaning of sensitive surfaces such as aluminium, glass, plastics, stainless steel
- **Mineral blasting agent (sand)**
  removal of rust from metals or of old coatings and paintings. Cleaning and grinding of concrete surfaces. Varnish removal.



Sandblast head ST-55 with regulator

Sand nozzle ST-55



Hardened stainless steel

R+M Nr.
200 055 495

Grain size of the sand 0.2 - 0.8 mm.
Lance 500 / 600 mm.
Suction hose 4 / 5 m.
With or without grip aside.
Max. 200 bar



D	1/4" M lance 500 mm without grip hose 4 m	1/4" M lance 600 mm with grip hose 5 m	M22 F lance 600 mm with grip hose 5 m	M21 F lance 600 mm with grip hose 5 m	M22 M lance 600 mm with grip hose 5 m	Plug KW lance 600 mm with grip hose 5 m	M22 M lance 430 mm without grip hose 5 m	M18 F without lance without grip hose 5 m
	R+M Nr.	R+M Nr.	R+M Nr.	R+M Nr.	R+M Nr.	R+M Nr.	R+M Nr.	R+M Nr.
04		520 824 0	520 844 0	520 834 0	520 814 0	520 874 0	520 804 0	520 854 0
045		520 824 5	520 844 5	520 834 5	520 814 5	520 874 5	520 804 5	520 854 5
05		520 825 0	520 845 0	520 835 0	520 815 0	520 875 0	520 805 0	520 855 0
055		520 825 5	520 845 5	520 835 5	520 815 5	520 875 5	520 805 5	520 855 5
06	200 055 606	520 826 0	520 846 0	520 836 0	520 816 0	520 876 0	520 806 0	520 856 0
065		520 826 5	520 846 5 K	520 836 5 W	520 816 5	520 876 5 A	520 806 5 Kr	520 856 5 K

Symbols ⊂ inlet ⊃ outlet ⌀ diameter M material D nozzle ○ thread weight

High pressure telescopic lances

» Light and handy. Length easily adjustable. Adjustable from 2.3 m to 7.4 m.
» Lance with embedded high pressure hose and mounted Suttner gun ST-601. Lance without high pressure nozzle.
» Max. 275 bar / 100 °C

Our telescopic high pressure lances are up to 30 % lighter than comparable lances.



R+M Nr.				
525 070 8	2.4 kg	1/4" M	2.3 - 3.8 m	3/8" F
525 085 8	4.3 kg	1/4" M	2.3 - 5.6 m	3/8" F
525 100 8	5.4 kg	1/4" M	2.9 - 7.4 m	3/8" F



K

R+M Nr.				
525 070 1	2.6 kg	nozzle protector without tip	2.3 - 3.8 m	M22 M
525 085 1	4.5 kg	nozzle protector without tip	2.3 - 5.6 m	M22 M
525 100 1	5.6 kg	nozzle protector without tip	2.9 - 7.4 m	M22 M



R+M Nr.				
525 070 2	2.6 kg	nozzle protector ST-10 - 1/4" F NPT	2.3 - 3.8 m	3/8" F
525 085 2	4.5 kg	nozzle protector ST-10 - 1/4" F NPT	2.3 - 5.6 m	3/8" F
525 100 2	5.6 kg	nozzle protector ST-10 - 1/4" F NPT	2.9 - 7.4 m	3/8" F

Wall cleaner







with brush strips



with rubberlip

» Rotating wall cleaner suitable for telescopic lances
» Splash guard stainless steel with rubberlip or brush strips
» Splash guard ⌀ 300 mm
» Without nozzles. 2 nozzles 1/4" M with 15° spray angle are required
» Max. 250 bar / 90 °C.

R+M Nr.		TYP	
521 032 251	M22 M	rubberlip	1.9 kg
521 032 254	M22 M	brush strips	1.9 kg
521 032 256	M18 F K	rubberlip	1.9 kg
521 032 255	M18 F K	brush strips	1.9 kg
521 032 258	1/4" F	rubberlip	1.9 kg
521 032 257	1/4" F	brush strips	1.9 kg



Screw connections

R+M Nr.
525 901

Symbols inlet outlet TYP type length weight shipment by truck D nozzle M material

Accessories for wall cleaner

new



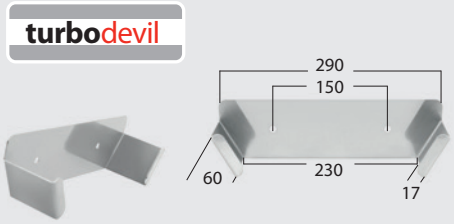



Wall bracket for wall cleaner **turbo**devil.

R+M Nr.	M	
710 400 098	stainless steel 2 mm	502 gr

hydroblade® Nozzle System

Set consists of nozzle holder, 6 equal nozzles and O-rings.
Max. 400 bar / 150 °C

- » Strong and uniform flat jet with extraordinarily narrow jet depth
- » Application: High pressure and steam jet cleaning
- » Suitable for existing systems
- » Stainless steel





	0°	15°	25°	40°
D	R+M Nr.	R+M Nr.	R+M Nr.	R+M Nr.
034		126 015 034	126 025 034	
040	126 100 040	126 015 040	126 025 040	126 040 040
045	126 100 045	126 015 045	126 025 045	126 040 045
050	126 100 050	126 015 050	126 025 050	126 040 050
055	126 100 055	126 015 055	126 025 055	126 040 055
060	126 100 060	126 015 060	126 025 060	126 040 060
065			126 025 065	
070		126 015 070	126 025 070	126 040 070
075	126 100 075	126 015 075	126 025 075	
080		126 015 080	126 025 080	
090			126 025 090	
100			126 025 100	

hydroblade® Benchmark

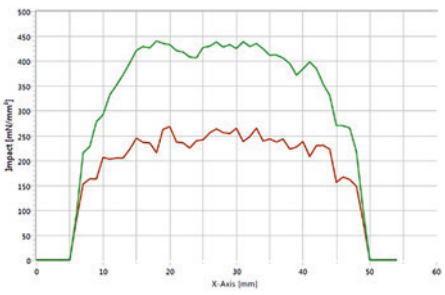

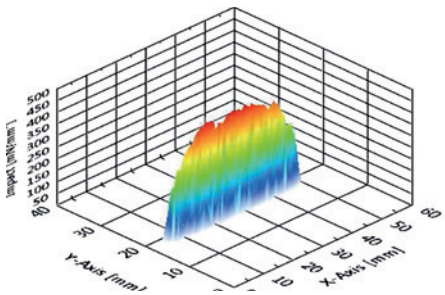

hydroblade® flat jet nozzles feature a homogenous liquid and pressure distribution. Highly efficient jets are achieved with spray angles of up to 40°. Thanks to the flow geometry of the nozzles, a compact and controlled jet is generated.



The **hydro**blade® set consists of nozzle holder, 6 equal nozzles, and corresponding O-rings.



1/4" F : M20 M.
Nozzle holder.
Stainless steel

R+M Nr.
200 088 125



M20x1 F.
Nozzle protector.
Brass

R+M Nr.
020 000 085



Cleaning head TRS, Mosmatic 317
Floor cleaner Floater 520 312
Floor cleaner heart shape 311
Floor cleaner Mosmatic 315
High pressure nozzles 311, 313
Rotor arms Mosmatic 317
ST-550 foot valves 317
Surface cleaner Aqua Pro with integrades water recovery system, Mosmatic 316
Surface cleaner with air recovery system and integrated gum remover, Mosmatic 316
Surface cleaner with recovery system for steam generator, Mosmatic 317
turbodevil - our new turbodevil floor cleaner series 308-310
Wall & floor cleaner 314
Wall cleaner 313
Wall cleaner Mosmatic 314
weeddevil® – Our new device for weed control 318

turbodevil - our new turbodevil floor cleaner series

turbodevil – BASIC

» Especially designed for professional cleaning applications
» **Max. 60 °C. 1,000 r.p.m. at 3 - 60 °C**
» Completely stainless design
» Heat-resistant all around protection ensures a safe handling by protection against splashes and stones
» The precision rotor arm is counterbalanced, precisely equilibrated and welded by robots
» Low vibration and reliable running
» Suitable for applications up to about 150 annual operation hours are guaranteed



Newly developed: Swivel for high revolutions with pivoting inlet



3 or 4 industrial castors (60 mm): Easy and flexible steering



Precision rotor: Welded by robots



Surface cleaner TD 300 BASIC



Surface cleaner with a newly developed swivel with pivoting inlet for high revolutions per minute. The bending of the swivel is variably adjustable thus making an easy cleaning of floors and walls possible. 3 industrial castors (60 mm). 2 nozzles 1/4" M are required.
Max. 1,800 l/h / 60 °C. Max. 275 bar

R+M Nr.	⌀	⇦
521 030 300	300 mm	1/4" F

Surface cleaner TD 410 BASIC



R+M Nr.	⌀	⇦
521 042 300	410 mm	1/4" F

Surface cleaner TD 410 BASIC



Swivel: With triple bearing system





ST-2600 **LTF**

We recommend using the gun ST-2600 with patented LTF technology.

Surface cleaner with foldable handle bar for space saving and reasonable transport. Swivel with triple bearing system. 3 industrial castors (60 mm). 2 nozzles 1/4" M are required.
Max. 1,800 l/h / 60 °C. Max. 275 bar

R+M Nr.	⌀	⇦	P
521 042 350	410 mm	1/4" F	max. 275 bar

Symbols ⇦ inlet P pressure ⌀ diameter

Surface cleaner TD 520 BASIC



Swivel: With triple bearing system

ST-2600 **LTF**

We recommend using the gun ST-2600 with patented LTF technology.

Surface cleaner with foldable handle bar for space saving and reasonable transport. Swivel with triple bearing system. 4 industrial castors (60 mm). 2 nozzles 1/4" M are required.
Max. 2,400 l/h / 60 °C

R+M Nr.	⌀	⇦	P	incl.
521 052 300	520 mm	1/4" F	max. 275 bar	–
521 052 301	520 mm	3/8" F	max. 275 bar	ST-2600
521 052 304	520 mm	3/8" F	max. 275 bar	ST-2600 swivel
521 052 302	520 mm	M22 F	max. 275 bar	–
521 052 303	520 mm	Plug KW	max. 275 bar	–

turbodevil - our new turbodevil floor cleaner series

turbodevil - agriculture cleaner Big Wheel



Always at hand:
Lance holder for attachment at the fork

easyfarm365+

LTF

We recommend using the gun **easy**farm365+ with patented LTF technology.

Extra robust:
Swivel with carbide sealings

Lug:
The underside of the connecting tube remains on the handle

Space-saving:
Divisible fork

Large wheels:
For good grip

Carefully choosen:
With 30 mm well equipped for slatted floors



Clean solution:
Extra thick rubber bristles for splashback



Surface cleaner with foldable handle bar Swivel with carbide sealings. Front-mounted castor (30 mm) ideal on slatted floors. 2 large big wheels. 2 nozzles 1/4" M are required.
Max. 275 bar /1.800 l/h / 120 °C

R+M Nr.	⌀		P
521 052 900	520 mm	1/4" IG	max. 275 bar

turbodevil – INDUSTRIAL

Surface cleaner TD 410 INDUSTRIAL



Newly developed:
Swivel for high revolutions with pivoting inlet



Surface cleaner with a newly developed swivel with pivoting inlet for high revolutions per minute. The bending of the swivel is variably adjustable thus making an easy cleaning of floors and walls possible. 3 industrial castors (60 mm). 2 nozzles 1/4" M are required. Max. 1,800 l/h / 120 °C

R+M Nr.	⌀		P
521 042 400	410 mm	1/4" F	max. 275 bar



- Especially designed for industrial cleaning applications
- **For hot water use of up to 120 °C. 2.000 r.p.m. at 5 - 120 °C**
- Heat-resistant all around protection ensures a safe handling by protection against splashes and stones
- The precision rotor arm is counterbalanced, precisely equilibrated and welded by robots
- Low vibration and reliable running are guaranteed
- Suitable for applications of up to 500 annual operation hours
- Use of a especially high quality, **3-ball bearing swivel joint with ceramic sealing elements** for high durability and extremely long stress
- **Castors are made out of stainless steel**

turbodevil - our new turbodevil floor cleaner series

Surface cleaner TD 410 INDUSTRIAL with suction system



Surface cleaner with foldable handle bar for space saving and reasonable transport. **Very robust swivel with triple bearing system and tungsten carbide sealing elements.** 3 stainless steel industrial castors (60 mm).
2 nozzles 1/4" M are required.

R+M Nr.	⌀		P
521 042 500	410 mm	1/4" F	max. 275 bar

Precision rotor: Welded by robots



Suction system: The splash guard is specially designed for the best suction.



Swivel: With triple bearing system



Surface cleaner TD 410 INDUSTRIAL



Swivel: With triple bearing system



3 industrial castors (60 mm): Easy and flexible steering



Surface cleaner with foldable handle bar for space saving and reasonable transport. Swivel with triple bearing system. 3 industrial castors (60 mm).
2 nozzles 1/4" M are required.
Max. 1,800 l/h / 120 °C. Max. 275 bar

R+M Nr.	⌀		P
521 042 450	410 mm	1/4" F	max. 275 bar

Surface cleaner TD 520 INDUSTRIAL



4 large industry castors: To move with ease



Fork angle: Variable settings

Surface cleaner with foldable handle bar for space saving and reasonable transport. High performance swivel, stainless steel.
4 industrial castors (60 mm).
2 nozzles 1/4" M are required.
Max. 2,400 l/h / 120 °C

R+M Nr.	⌀		P
521 052 400	520 mm	1/4" F	max. 275 bar

turbodevil - our new turbodevil floor cleaner series

Surface cleaner TD 750 INDUSTRIAL



High performance swivel joint: For maximum stress with a longer lifetime



4 large industry castors: To move with ease

ST-2600 **LTF**

We recommend using the gun ST-2600 with patented LTF technology.

Completely stainless steel. With reinforced hood and divisble fork. High performance swivel, stainless steel. Precision rotor arm welded by robots. 4 industrial castors (100 mm). 3 nozzles 1/4" M are required. Max. 2,400 l/h / 120 °C

R+M Nr.	⌀	⊂	P	incl.
521 075 300	750 mm	1/4" F	max. 275 bar	–
521 075 301	750 mm	3/8" F	max. 275 bar	ST-2600
521 075 302	750 mm	M22 F	max. 275 bar	–
521 075 303	750 mm	Plug KW	max. 275 bar	–



Lug: The underside of the connecting tube remains on the handle



Space-saving: Divisible fork

Accessories for TD 300 & TD 410 & TD 410 INDUSTRIAL



Lance ST-007. 1/4" M : Plug KW. Stainless steel 1,000 mm

R+M Nr.
512 495 90



Adapter. 1/4" M : M18 F. Stainless steel

R+M Nr.
519 70



Lance extension. 1/4" M : M22 M. Stainless steel 500 mm

R+M Nr.
513 129

High pressure nozzles

1/4" M NPT, 15 °



Impact = 100 %

D	R+M Nr.
02	613 05
025	613 07
03	613 10
04	613 30
045	613 40
05	613 50

Floor cleaner heart shape



ST-2605 **LTF**

We recommend using the gun ST-2605 with patented LTF technology.

turbodevil

- » High-quality stainless steel version with lance holder at the push handle
- » **Working width 1,200 mm**
- » 3 variable rotary swivel bars with two spray nozzles each
- » 2 big industrial castors ø 380 mm and 1 double guide roll ø 160 mm
- » The integrated screen filter prevents that the nozzles get clogged
- » 6 nozzles 1/4" M BSP are required
- » Min. 150 bar / max. 350 bar
- » Min. 30 l/min. / max. 60 l/min.
- » Max. 90 °C





R+M Nr.	⊂	P	℃	⚖
710 100 122	1/4" F	min. 150 bar / max. 350 bar	90°	44 kg

Symbols ⌀ diameter ⚖ weight ⊂ inlet P pressure D nozzle

Floor cleaner Floater 520





Space-saving storage: Simply fold it up.



ABS plastic: Particularly robust cover with additional stainless steel reinforcement plate.



ST-2600

LTF

We recommend using the gun ST-2600 with patented LTF technology.

R+M Nr.	⌀	P	℃	⚖
710 520 151	1/4" F	min. 150 bar / max. 350 bar	90°	44 kg

turbodevil

- » High-quality stainless steel design with robust ABS cover
- » Easy handling due to buoyancy, without additional wheels
- » Working width 520 mm
- » Robust swivel bearing system
- » The integrated screen filter prevents that the nozzles get clogged
- » 2 nozzles 1/4" M BSP are required
- » Max. 275 bar, min. 250 bar
- » Max. 22 l/min., min. 20 l/min.
- » Max. 90 °C

Clean solution: the integrated screen filter prevents that the nozzles get clogged.



Robust swivel: bearing system



Firmly under control: additional ergonomic handle on the handlebar.



Symbols ⌀ diameter ⚖ weight ⌀ inlet P pressure TYP type D nozzle

Wall cleaner

WW 301

» Rotating wall cleaner suitable for telescopic lances
» Splash guard stainless steel with rubberlip or brush strips
» Splash guard ⌀ 300 mm
» Without nozzles. 2 nozzles 1/4" M with 15° spray angle are required
» Max. 250 bar / 90 °C





with brush strips



with rubberlip

R+M Nr.			TYP	
521 032 251	M22 M		rubberlip	1.9 kg
521 032 254	M22 M		brush strips	1.9 kg
521 032 256	M18 F	K	rubberlip	1.9 kg
521 032 255	M18 F	K	brush strips	1.9 kg
521 032 258	1/4" F		rubberlip	1.9 kg
521 032 257	1/4" F		brush strips	1.9 kg

WW 160





with brush strips

» Rotating wall cleaner
» Splash guard stainless steel with brush strips
» Splash guard ⌀ 160 mm
» Without nozzles. 2 nozzles 1/4" M with 15° spray angle are required
» Max. 350 bar / 90 °C

R+M Nr.		
710 100 160	M22 M	1.3 kg



Wall bracket for wall cleaner turbodevil WW 301

new

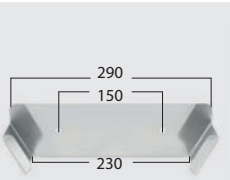



R+M Nr.	M	
710 400 098	stainless steel 2 mm	502 gr



High pressure nozzles

1/4" M BSP

Impact = 100 %



15°

D	R+M Nr.
02	613 052
025	613 072
03	613 102
04	613 302
045	613 402
05	613 502

Wall cleaner Mosmatic

FL-ABB 200



Stainless steel. 2 flat jet nozzles 15°, 1/8" M are required.
Min. 18 l/min / 150 bar.
Max. 350 bar / 120 °C

- Wall cleaner - graffiti removing by means of suction system
- Field of application: graffiti removing, restoration of different surfaces, maintenance of buildings and exclusively designed for applications with high water pressure
- Suitable for applications from the outside e.g. concrete, brick, lime stone buildings or wooden surfaces
- Suitable for 50 mm suction hose
- Our spray gun ST-2605 (202 605 500) equipped with the patented LTF system is recommended for effortless cleaning applications
- The high pressure gun and nozzles are excluded

R+M Nr.	⌀	⊖	⚖
108 780 35	200 mm	1/4" F	2.7 kg

FL-EB 200



Stainless steel. 2 flat jet nozzles 15°, 1/8" M are required.
Max. 275 bar / 120 °C

- Wall cleaner - economy
- This multifunction floor cleaner is especially designed for all applications such as brick-lined walls, boat walls, bases, stairs, sidewalks, windows etc.
- Our spray gun ST-2605 (202 605 500) equipped with the patented LTF system is recommended for effortless cleaning applications
- The high pressure gun and nozzles are excluded

R+M Nr.	⌀	⊖	⚖
108 780 02	200 mm	1/4" F	2.7 kg

Wall & floor cleaner

ST-97 floor cleaner



Stainless steel. Variable pressure regulation.
Low pressure phase for chemical suction.
4 nozzles 80° 015 included. Width 400 mm.
Max. 250 bar / 21 l/min / 80 °C

R+M Nr.	○
200 097 500	1/4" M

Surfer wall & floor cleaner

- Ideal for cleaning of plan walls and floors
- Variable pressure regulation allows chemical suction
- Wall & floor cleaner with two ergonomic hand grips for effortless wall cleaning
- Reliable splash protection
- Water inlet can be swivelled by up to 150°
- Nozzles are included
- Two lance extensions 400 mm are included
- Inlet: Plug K hobby, Plug KW hobby, Plug F hobby und Plug Lavor hobby
- Max. 160 bar / 8 l/min / 60 °C


limited stock

R+M Nr.	⌀	⚖
521 030 105	300 mm	1.4 kg

Symbols ⌀ diameter ⚖ weight ○ thread ⊖ inlet P pressure

Floor cleaner Mosmatic

Surface cleaner FL-AHY 520 Mosmatic



Completely stainless steel. Surface cleaner with an additional frame for highest stability. A height adjustable housing including a device for extraction. Foldable handle bar for space saving and reasonable transport. 2 nozzles are required. Suitable for 50 mm suction hose. 4 industrial castors (100 mm). Max. 2,400 l/h / 120 °C

R+M Nr.	⌀		P
108 809 71	520 mm	1/4" F	max. 500 bar

Surface cleaner FL-SAR 300 Mosmatic







Surface cleaner AQUA with recovery. Complete with integrated suction system, spray gun and nozzles. Recovery Port: 40 mm
Designed for 150 bar / 15 l / min. The black anodized aluminum suction device collects the dirty water via a Venturi and double housing system.It can then be led away via a commercially available suction hose.
The use of a vacuum system is no longer needed.
Max. 275 bar / 120 °C.
Not suitable for paved areas.

R+M Nr.	⌀		P
108 782 43	300 mm	3/8" F	max. 275 bar

Roof cleaner DR-520 Mosmatic





Completely stainless steel. Roof cleaner with an additional frame for highest stability. Adjustable in width of up to 90 mm and in height of up to 33 mm. Including a safety loop for the safety rope with clippers. The use of the ST-550 foot valve is recommended. 4 industrial castors (125 mm).
Max. 2,400 l/h / 120 °C

R+M Nr.	⌀		P
108 809 72	520 mm	3/8" F	max. 350 bar
108 809 73	520 mm	3/8" F	max. 500 bar

The accident prevention regulations of the Employer's Liability Insurance Association regarding "the use of high pressure cleaner" (BGV D15) & "tasks with liquid jets" (BGV D26) in addition to DIN EN 60335-2-79 and DIN EN 1829-1 prescribe that manually guided spray units (like roof ceaners) shall be provided with a manually-actuated control for release of the cleaning solution.

Surface and underbody cleaner Hurricane Flip, 2 - in - 1 Mosmatic

The Mosmatic Hurricane Flip can be used as surface cleaner and underbody wash, all in one unit.
The Hurricane Flip can be converted from a floor cleaner to an undercarriage cleaner in just a few simple steps. The proven toggle joint makes easy and effertless cleaning possible. Positioned on the side of the housing, this special design enables cleaning under the vehicle.
With 3 stainless steel castors ø 60 mm.
Incl. 2 high-pressure nozzles ex works for e.g. 15 l / min. at 130 bar or 18 l/min. at 175 bar.

Max. 275 bar / 120 °C.



Toggle joint:
Thanks to the low profile, the vehicle does not need to be lifted on a platform to be cleaned.



R+M Nr.	⌀		P
108 786 02	300 mm	3/8" F	max. 275 bar

Surface cleaner Aqua Pro with integrades water recovery system, Mosmatic



» The new Mosmatic Aqua Pro with an integrated water recovery system. This surface cleaner does not require an external industrial vacuum. Thanks to the venturi nozzle that is attached directly to the housing, waste water can be discharged with a standard vac hose. The Aqua Pro can clean and recover individually, or both at the same time.

» Integrated recovery: The black anodized aluminum suction device collects the wastewater via the Venturi and double housing principal. Mount your export hose on the suction device and place it into the desired port to drain the water. The use of a vacuum system is no longer needed.

» Adjustable height: Stainless steel frame for additional stability. Optimize your cleaning results with the height adjustable housing.

» Stainless steel swivel castors: (Premium Quality) Four 4" stainless steel swivel castors with custom mounting brackets, ensure easy maneuvering even in confined spaces.

» 2 spray guns ST-2605 equipped with the patented LTF technology

» Incl. 2+1 high-pressure nozzles ex works, size 03 for 180 bar with 25 l/min. Optionally available on request: 2+1high-pressure nozzles, size 02 as a set for 170 bar with 15 l/min.

» Max. 350 bar / 120° C. **Not suitable for paved areas.**

R+M Nr.	⌀	G	P
108 807 69	520 mm	3/8" F	max. 350 bar

Surface cleaner with air recovery system and integrated gum remover, Mosmatic







» Such as the other devices of the FL-AH series the new FL-AH-KAU is a record performance regarding quality, finish and excellent cleaning result. We do not know anybody who has not yet seen places such as railway stations, stadiums, schools and many more which are covered with hundreds of chewing gums. This development is the best solution against this appearance!

» In order to ensure an effective removal of the gums the special nozzle is positioned behind the stainless steel cap. The surface is cleaned in a conventional way by means of the gun which is mounted at the right side. In case of removing stubborn dirt e.g. chewing gums the special nozzle is switched on by the gun mounted at the left side. The gums are cut up and totally removed by the hp jets and finally sucked in.

» By means of four 100 mm plastic rolls the surface cleaner can be easily moved.

» The frame as well as all mounting parts made out of stainless steel offer additional stability. Best cleaning results are achieved due to the height adjustable housing.

» The swivel has reinforced self-lubricating stainless steel ball bearings and a dual spring based carbide seal system especially designed for higher revs. This combination guarantees a very long durability.

» 2 spray guns ST-2605 equipped with the patented LTF technology, 2 hp nozzles 15° 03 and a special nozzle for the removal of chewing gums are included. Further nozzle sizes are available on request.

» Suitable for 50 mm suction hose. Suction hose is excluded.

» Max. 350 bar / 120 °C. Min. 15 l/min / 250 bar

R+M Nr.	⌀	G	
108 809 61	520 mm	3/8" F	20 kg

LTF - Low Trigger Force 90 % reduced holding force and 40 % reduced trigger force against usual market guns.

Rotor arms Mosmatic

» Completely made out of stainless steel. Light, rugged and welded by robots. Available as part or surface cleaner.
» Further versions are available on request.
» Inlet 3/8" F. Outlet: 1/4" F
» Max. 250 bar / 120 °C



R+M Nr.	⌀
108 827 05	100 mm
108 827 07	200 mm
108 827 09	300 mm
108 827 11	400 mm
108 829 75	470 mm
108 827 13	500 mm
108 827 15	600 mm

ST-550 foot valves



Housing stainless steel. Valve stainless steel. Rubber feet. Max. 500 bar / 80 l/min / 150 °C

R+M Nr.	⟲	⊂
200 550 600	1/4" F	1/4" F
200 550 620	M22 F	M22 M

Cleaning head TRS, Mosmatic

» If water pressure is produced the rotor arms start turning by themselves. The arm rotates by means of the repulsive force of the water jet and does not need any additional drive.
» Completely made out of stainless steel, with swivel DYT.
» Nozzles are excluded. 4 EG nozzle tips are required.



Inlet 3/8" F.
Max. 170 bar / 120 °C

R+M Nr.
108 819 19

Surface cleaner with recovery system for steam generator, Mosmatic

The surface cleaner FL-DAR is the newest innovation from Mosmatic. It is possible to clean walls and other surfaces with steam and keep them dry. Save time! Steam cleaning is a great way to disinfect, sterilize or degrease surfaces. By using this cleaner you are able to clean 4-5 times quicker than by using a lance. The FL-DAR can be used with steam up to 180 °C and a ø 200 mm hand held model or a ø 300 mm floor model with wand are available. Both cleaner are equipped with nozzles. The complete stainless steel construction makes them perfect for the medical and food industry. Best performance with 10 kW steam generator.
Delivery: 2 - 3 weeks

FL-DAR 200







PA castors
The castors allow free movement in any direction while having the same distance from the nozzles to the surface. The castors are made out of PA thus being suitable for the food industry.



Splash protection
The plastic rim guard prevents over spray and flying debris. It is extremely effective due to the wavy design.

R+M Nr.	⌀	⊂	
108 780 91	200 mm	M22 x 1.5	2.5 kg

FL-DAR 300



High quality swivel:
The heart of a Mosmatic surface cleaner is the swivel which is reinforced with self-lubricating, stainless steel ball bearings and a high temperature sealing system.







R+M Nr.	⌀	⊂	
108 781 91	300 mm	M22 x 1.5	4.0 kg

Symbols ⌀ diameter ⊂ inlet ⟲ outlet weight P pressure

weeddevil® – Our new device for weed control

» Ideal for professional service provider in the garden-, municipal and building cleaning industry
» Completely made out of stainless steel
» **For hot water use of up to 120 °C, 0 - 350 bar**
» Suitable for low and high pressure applications
» A working width of 400 mm
» 1/4" nozzles have the ideal spraying angle of 65°
» swivelling application on sloping and vertical areas is possible



Completely chemical-free!

» Completely made out of stainless steel
» **For hot water use of up to 120 °C**
» For use in **low pressure application**
» Working width 150 mm
» Extremely robust and lightweight with 0.52 kg
» Ideal for individual treatment





At the underside: concentrated and well-directed hot water without any temperature loss by an optimally designed housing having a perfect cleaning distance.



ST-2605 **LTF**

Our spray gun ST-2605 with the patented LTF technology is recommended for effortless working.

4 nozzles 1/4" M are required. 2 robustly industrial castors (260 mm).
Max. 120 °C

R+M Nr.	M	castors ⌀	working- ↔	⇦	⇨	P	℃	⚖	↕ / ↔
200 097 700	stainl. steel	260 mm	400 mm	1/4" F	4 x 1/4" F	max. 350 bar	120 °C	7.4 kg	1,250 / 530 mm



R+M Nr.	⇦	↕	⌀	M
500 097 100	1/4" F	150	120	stainless steel / brass
500 097 101	M18x1,5 F	150	120	stainless steel / brass
500 097 102	TR20x6 F	150	120	stainless steel / brass



weeddevil lance with cone with ST-29.2 Cool & Compact with side handle.
Pleasantly ergonomic handle with 400 mm insulation.
For pumps up to max. 25 l / min.: If necessary, the flow restrictor 200 097 750 has to be used

R+M Nr.	⇦	↔	⌀	M
500 097 103	1/4" M	1.150	120	stainless steel / brass

Accessories thermometer



Easy mounting with counter plate and screws (incl.), or with back spring. 0 - 120 °C

R+M Nr.	tube- ⌀
200 097 420	16 mm (**weed**devil®)
200 097 425	13 mm (1/4")

Accessories flow restrictor



Flow restrictor for water reduction. Incl. adapter and nozzles (1.0 / 1.1 / 1.2 / 1.3 / 1.4)

R+M Nr.	⇦	⇨
200 097 750	1/4" M	1/4" M / M22 F

Symbols M material ⌀ diameter (mm) ⇦ inlet ⇨ outlet ↔ width (mm) ↕ height (mm) ℃ temperature ⚖ weight



Accessories for sprayer and foamer 366-367
Accessories injectors 351-354
Adapter connection ST-160 342
Assembly scheme easyfoam365+ bypass injectors ST-167 without compressed air module 356
Assembly scheme easyfoam365+ bypass injectors ST-168 with compressed air module 358
Assembly scheme easyfoam365+ injectors ST-164 with compressed air module 360
Assembly scheme easyfoam365+ injectors ST-164 without compressed air module 360
Ball valves 335
blufood® - food hose 333
Carwash low pressure foam lances 340
Chemical spray guns ST-510 & lances 365
Couplings "B" 328
Disinfection cold fog device ST-83.1 / ST-83.2 364
easyfoam365+ bypass injectors ST-167 without compressed air module 355
easyfoam365+ bypass injectors ST-168 with compressed air module 357
easyfoam365+ foam and disinfectant units ST-164 359
easyfoam365+ foam injector ST-160.2 349
easyfoam365+ foam injector ST-160.3 349
easyfoam365+ Injector ST-162 panel mount version of ST-167/168 357
easyfoam365+ injectors 348
easyfoam365+ injectors by Suttner 347
easyfoamer ST-73.1 foam injector lances 361-362
easyfoamer ST-73.2 foam injector lances 362
easywash365+ foam lances 341
easywash365+ foam sets 342-343
Foam Chart 320
Foam gun 363
Foam head ST-75 337
Foam injector lances 363
Foam lances 326-327, 335-336
foamblaster ST-76 338
Foamer with pressure tank 366-367
Foodjet - food hose with textile meshwork 334
Foodjet 1500 - food hose with textile meshwork 334
HACCP – Colour Coding Concept 369
Hose clamps 333, 345
Intake manifold 350
Lance holder 324
Long cast foam head ST-75.2 338
Metering valves 329
Micro Droplets Nozzle Holder 338
Nozzle protector ST-11 326
Pressure regulating valve-set 345
PUReClean365+® - 40 food hoses with automatic hose reel and ST-3225 - Food Special Set 332
PUReClean365+® - 40 food hoses with the professional flat ST-3225 331
PUReClean365+® - food hose 330-331
Reference list manufacturer number to R+M number 348
Rubber protected ball valves 335
Sprayer with pressure tank 366-367
ST-175 Foam & Clean 339
ST-230 .....
Suttner chemical suction set 345
Suttner foam guns 323-235
Suttner foam injectors 345-346
Suttner high pressure quick couplings ST-3100 328
Suttner spray guns 322
Triple nozzle 329
turbofoam365+ lances by Suttner 344
Wall mount 323
Water reduction stainless steel 329

Foam Chart

Determine the foam components you need!

	name	food grade	chemical	flow rate	bypass rinse option	adjustable metering	other options	page
1. INJECTOR UNIT WITHOUT COMPRESSED AIR								
	ST-60.1	–		6-20 l/min	–			346
	ST-160	✓		6-60 l/min	–			347
	ST-160 ST-161	✓		6-60 l/min	–			347
	ST-166	✓		6-60 l/min	–			347
	ST-167	✓		6-80 l/min	rinse foam 			355
	ST-167	✓		6-80 l/min	rinse foam 		suitable for extreme conditions	355
	ST-167 ST-161	✓		6-80 l/min	rinse foam 			355
	ST-164	✓		6-80 l/min	disinfection foam rinse 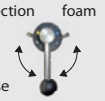			359
1. COMPRESSED AIR INJECTOR								
	ST-160.2	✓		4-80 l/min	–			349
	ST-160.3	✓		4-120 l/min	–			349
	ST-168	✓		4-80 l/min	rinse foam 			357
	ST-168 ST-161	✓		4-80 l/min	rinse foam			357
	ST-164	✓		4-80 l/min	disinfection foam rinse			359
	ST-164	✓		4-80 l/min	disinfection foam rinse		water inlet pressure - sensitive air intake	352, 359
	ST-162	✓		4-80 l/min	rinse foam			357

2. FOAM UNIT WITHOUT COMPRESSED AIR

	name	food grade	under 25 l/min.	above 25 l/min.	foam lance	LTF tech-nology	page
	ST-2300	–	✓	–		–	202, 336, 337
	ST-2600	–	✓	–		LTF	203, 336, 337
	ST-2600	–	✓	–		LTF	337, 341
	ST-2620	–	–	✓		LTF	209, 336, 338
	ST-3500	–	–	✓		–	224, 338
	ST-2700	✓	✓	–		LTF	216, 337
	ST-3300	✓	–	–		–	218, 338

2. FOAM UNIT FOR FOAMING WITH COMPRESSED AIR

	name	food grade	under 15 l/min.	above 15 l/min.	foam lance	LTF tech-nology	page
	ST-2720	✓	✓	–		LTF	217, 326, 327
	ST-2725	✓	✓	–		LTF	217, 326, 327
	ST-3300	✓	✓	–		–	218, 326, 327
	ST-3100	✓	✓	–		–	218, 326, 327
	ST-3225	✓	✓	–		LTF	215, 326, 327

3. FOAM LANCES (WITHOUT COMPRESSED AIR)

	Name	Food Grade	Below 25 l/min.	Above 25 l/min.	Page
	ST-73.1	–	✓	✓	361
	ST-73.2 without foampad	–	✓	✓	362
	ST-75	–	✓	–	337
	ST-75 without foampad	–	✓	–	337
	ST-75	✓	✓	–	337
	ST-75 SS	✓	✓	–	337
	ST-75.2	–	✓	✓	338
	ST-76	–	–	✓	338
	ST-72	–	✓	–	336
	ST-175	–	✓	–	339

LTF - Low Trigger Force
90 % reduced holding force and
40 % reduced trigger force against usual market guns.

foaming agent

foaming agent and desinfectant

very aggressive chemical

Suttner spray guns

ST-2700 KW



Professional gun with patented LTF technology. Stainless steel. Gun with coupling KW.
Max. 310 bar / 45 l/min / 150 °C

R+M Nr.	⟲	⟳
202 700 560	coupling KW	3/8" F

ST-2700 KW



Professional gun with patented LTF technology. Stainless steel. Gun with coupling KW.
Max. 310 bar / 45 l/min / 150 °C

R+M Nr.	⟲	⟳
202 700 575	coupling KW	3/8" F swivel

ST-2700 KW



Professional gun with patented LTF technology. Stainless steel. Gun with coupling KW.
Max. 310 bar / 45 l/min / 150 °C

R+M Nr.	⟲	⟳
202 700 565	coupling KW	M22 M

LTF - Low Trigger Force 90 % reduced holding force and 40 % reduced trigger force against usual market guns.

ST-2700



Professional gun with patented LTF technology. Stainless steel. Gun for industrial cleaning applications. Max. 310 bar / 45 l/min / 150 °C

R+M Nr.	⟲	⟳
202 700 500	1/4" F	3/8" F

ST-2715



Professional gun with patented LTF technology. Stainless steel. Ceramic ball, chemically resistant valve and acid-resistant stainless steel seal seat. Gun for industrial cleaning applications with abrasive mediums.
Max. 350 bar / 45 l/min / 150 °C

R+M Nr.	⟲	⟳
202 715 500	1/4" F	3/8" F

ST-2720



Professional gun with patented LTF technology. Stainless steel.
Particularly designed for high flow rates. Suitable for e.g. municipal cleaning applications.
Max. 125 bar / 80 l/min / 150 °C

R+M Nr.	⟲	⟳
202 720 500	1/4" F	3/8" F

Made out of plastics intended to come into contact with foodstuffs according to Regulation (EC) No. 1935/2004. Especially designed for applications in the food industry.

Valves complete



ST-2700

R+M Nr.
202 700 490



ST-2715. Ceramic ball

R+M Nr.
202 700 445



ST-2720

R+M Nr.
202 710 490



ST-2725

R+M Nr.
202 725 490

ST-340 swivels



1/4" F : 1/2" F

R+M Nr.
200 340 050



Repair kit ST-340

R+M Nr.
200 340 100

Symbols ⟲ outlet ⟳ inlet

Suttner foam guns

ST-2725 with coupling ST-3100



Professional gun with patented LTF technology and progressive closing system. Gun with coupling ST-3100. Field of application: foam and rinsing applications in the food industry etc. Stainless steel. Chemically resistant valve piston stainless steel. PEEK seat. Max. 80 bar / 80 l/min / 150 °C

R+M Nr.		
202 725 550	coupling ST-3100	1/2" F swivel

ST-2725



Professional gun with patented LTF technology and progressive closing system. Field of application: foam and rinsing applications in the food industry etc. Stainless steel. Chemically resistant valve piston stainless steel. PEEK seat.
Max. 80 bar / 80 l/min / 150 °C

R+M Nr.		
202 725 535	1/2" F	1/2" F swivel

ST-2720



Professional gun with patented LTF technology. Stainless steel. Suitable for e.g. high flow rates in the food industry. PEEK valve cone enables use in low pressure.
Max. 125 bar / 80 l/min / 150 °C

R+M Nr.		
202 720 530	3/8" F	1/2" F

ST-2720 with coupling ST-3100



Professional gun with patented LTF technology. Gun with coupling ST-3100. Stainless steel. Suitable for e.g. high flow rates in the food industry. PEEK valve cone enables use in low pressure.
Max. 125 bar / 80 l/min / 150 °C

R+M Nr.		
202 720 550	coupling ST-3100	1/2" F swivel

ST-2620



Professional gun with patented LTF technology. Gun with insulated stainless steel lance 300 mm and nozzle 50° 200. Gun brass. Lance stainless steel.
Field of application: foam applications in the prewash of vehicles etc.
Max. 125 bar / 80 l/min / 150 °C

R+M Nr.		
202 620 910	nozzle 50° 200	1/2" F swivel

Wall mount





Stainless steel. Wall mount for Suttner high pressure guns with lance or twin lance

R+M Nr.
040 002 055

Made out of plastics intended to come into contact with foodstuffs according to Regulation (EC) No. 1935/2004. Especially designed for applications in the food industry.

LTF - Low Trigger Force 90 % reduced holding force and 40 % reduced trigger force against usual market guns.

Suttner foam guns

ST-3100



Professional gun with progressive closing system. Gun with coupling ST-3100. Stainless steel. Field of application: foam and rinsing applications in the food industry etc. Industry standard.
Max. 60 bar / 100 l/min / 150 °C

R+M Nr.	⟲	⟳
203 100 805	coupling ST-3100	1/2" F swivel



Professional gun with progressive closing system. Stainless steel. Field of application: foam and rinsing applications in the food industry etc. Industry standard.
Max. 60 bar / 100 l/min / 150 °C

R+M Nr.	⟲	⟳
203 100 840	3/8" F	1/2" F



Professional gun with progressive closing system. Gun with coupling ST-3100. Stainless steel. Field of application: foam and rinsing applications in the food industry etc. Industry standard.
Max. 60 bar / 100 l/min / 150 °C

R+M Nr.	⟲	⟳
203 100 810	coupling ST-3100	1/2" F

ST-3100



Professional gun with progressive closing system. Gun with coupling ST-3100. Stainless steel. Field of application: foam and rinsing applications in the food industry etc. Industry standard.
Max. 60 bar / 100 l/min / 150 °C

R+M Nr.	⟲	⟳
203 100 820	coupling ST-3100	1/2" F

ST-340



1/2" M : 1/2" F

R+M Nr.
200 340 010

Repair kit ST-340

R+M Nr.
200 340 100

ST-3100



Seal kit

R+M Nr.
203 100 400

ST-3300



Seal kit

R+M Nr.
203 300 490

ST-3300



Professional high-flow gun. Gun with coupling ST-45. Stainless steel. Field of application: foam and rinsing applications in the food industry etc.
Max. 150 bar / 100 l/min / 150 °C

R+M Nr.	⟲	⟳
203 300 500	coupling ST-45	1/2" F



Professional high-flow gun. Stainless steel. Field of application: foam and rinsing applications in the food industry etc.
Max. 150 bar / 100 l/min / 150 °C

R+M Nr.	⟲	⟳
203 300 510	1/2" F	1/2" F

Lance holder



Stainless steel. Wall mount for 5 lances

R+M Nr.
040 003 830

Symbols ⟲ outlet ⟳ inlet

Suttner foam guns

ST-3225 HP



Professional hp gun with progressive closing system and coupling ST-3100. Stainless steel. Field of application: foam and rinsing applications in the food industry etc. Industry standard.
Max. 60 bar / 120 l/min / 100 °C

R+M Nr.		
203 225 550	coupling ST-3100	1/2" F swivel



Professional hp gun with progressive closing system. Stainless steel. Field of application: foam and rinsing applications in the food industry etc. Industry standard.
Max. 60 bar / 120 l/min / 100 °C

R+M Nr.		
203 225 545	1/2" F	1/2"F swivel



Professional hp gun with coupling ST-3100. Stainless steel. Field of application: foam and rinsing applications in the food industry etc. Industry standard.
Max. 60 bar / 120 l/min / 100 °C

R+M Nr.		
203 225 540	coupling ST-3100	1/2" F swivel

ST-3225 LP



Professional gun with progressive closing system, locking in opened position and coupling ST-3100. Stainless steel. Field of application: foam and rinsing applications in the food industry etc. Industry standard.
Max. 24.5 bar / 120 l/min / 100 °C

R+M Nr.		
203 225 650	coupling ST-3100	1/2" F swivel



Professional gun with progressive closing system and locking in opened position.
Stainless steel. Field of application: foam and rinsing applications in the food industry etc. Industry standard.
Max. 24.5 bar / 120 l/min / 100 °C

R+M Nr.		
203 225 645	1/2" F	1/2" F swivel



Professional gun with locking in opened position and coupling ST-3100.
Stainless steel. Field of application: foam and rinsing applications in the food industry etc. Industry standard.
Max. 24.5 bar / 120 l/min / 100 °C

R+M Nr.		
203 225 640	coupling ST-3100	1/2" F swivel

Foam lances

Foam lance with insulated grip



ST-3100 connector. 280 mm foam lance made of stainless steel with 100 mm insulation and nozzle protection ST-11 with nozzle.
Max. 250 bar / 150 °C

R+M Nr.	D	ISO	M	↔
200 129 183	15° 20	100 mm	stainless steel	280 mm

Foam lance, bended with insulated grip



ST-3100 connector. 280 mm bended foam lance made of stainless steel with 100 mm insulation and nozzle protection ST-11 with nozzle
Max. 250 bar / 150 °C

R+M Nr.	D	ISO	M	↔
200 129 184	15° 20	100 mm	stainless steel	280 mm

ST-74 foam lances with air injector



1/4" F. Foam lance stainless steel with air injector and stainless steel socket with nozzle 40° 150. Max. 90 °C

R+M Nr.	D air injector		M	↔
200 074 505	2.1 mm	0.8 kg	stainless steel	530 mm
200 074 500	2.3 mm	0.8 kg	stainless steel	530 mm

Foam lance ST-3100



Plug ST-3100. Foam lance stainless steel 300 mm with foam nozzle 50° 200

R+M Nr.	D	ISO	M	↔
203 100 630	50° 200	-	stainless steel	300 mm

Foam Nozzle Polypropylene



Max. 45 bar / 60 °C

R+M Nr.	D			↔
203 100 920	50° 200	0.43 kg	plug ST-3100	75 mm
203 100 910	50° 200	0.42 kg	1/2" M	75 mm



Nozzle protector ST-11





» The nozzle protector ST-11 is suitable for nozzles 1/4" M.
» Made out of plastics intended to come into contact with foodstuffs according to Regulation (EC) No. 1935/2004.
» It is clamped undetachably between the nozzle and the nozzle sleeve.

R+M Nr.	C
020 001 124	white
020 001 149	blue
020 001 121	red
020 001 122	green

R+M Nr.	C
020 001 123	yellow
020 001 157	grey
020 001 158	black

Foam lances

Spare parts ST-3100



Plug ST-3100 with foam nozzle 50° 200

R+M Nr.
502 808



Plug : 1/2" F.
Stainless steel.
Max. 250 bar / 150 °C

R+M Nr.	↕
040 005 661	47 mm



1/2" M. Brass. Foam nozzle

R+M Nr.	D	
502 803 1		50° 200
626 304		65° 100



1/2" M BSP. Stainless steel. Foam nozzle

R+M Nr.	D	
500 101 3		50° 200



1/2" M NPT. Stainless steel. Foam nozzle

R+M Nr.	D	
502 803 19		50° 200



Nozzle protector

R+M Nr.
020 001 148

Spare parts nozzle head



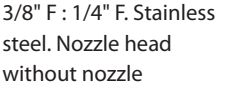

3/8" F : 1/4" F. Stainless steel. Nozzle head without nozzle

R+M Nr.
200 072 491



3/8" M.
Stainless steel

R+M Nr.	D	
623 401 509		40° 150



3/8" M. Stainless steel.
For lance ST-72.1 / 72

R+M Nr.	D	
120 501 204		50° 120

Splash guard

ST-29 Cool & Compact with splash guard



Lance with insulation ST-29 Cool & Compact. Pleasantly ergonomic shaped handle. Closed surface. With splash guard, adjustable with thumbscrew.
Max. 400 bar / 80 ° C

R+M Nr.	○	ISO	↔	M
200 029 350	1/4" M	300 mm	900 mm	stainless steel



PVC splash guard, with thumb screw adjustable stainless steel holder for attachment to lances.
Max. 80 ° C

R+M Nr.	⌀	
200 029 351		200 mm

Chemistry Glove Solvex®



Category III -Protection Glove AlphaTec® Solvex®37-675.
Very durable nitrile glove for use with hazardous chemicals. The reversed lozenge finish further enhances levels of grip. Cotton-flock liner to the glove

R+M Nr.	VPE		size	↔
956 067 511	1 pair	0.38	11	330 mm
956 167 511	12 pairs	0.38	11	330 mm
956 267 511	144 pairs	0.38	11	330 mm

Spare parts



Plastic.
Stainless steel

R+M Nr.
200 010 740



2 x 1/4" F : 1/4" F. ST-58 change-over valve.
Max. 350 bar / 45 l/min

R+M Nr.
200 058 600



1/4" F : 1/4" F. Stainless steel. Socket

R+M Nr.
040 004 100



1/4" F NPT : 3/8" F. Stainless steel. Socket

R+M Nr.
710 101 350



Plug ST-3100. Plug with nozzle protector ST-10 and nozzle 40° 30

R+M Nr.
502 807

Symbols ↔ length ISO insulation D nozzle M material VPE packing unit ↕ height thickness mm ⌀ diameter ℃ temperature

Suttner high pressure quick couplings ST-3100

Couplings and plug ST-3100



Coupling : F. Stainless steel.
Max. 250 bar / 150 °C

⊙	DN	R+M Nr.	↔
1/4"	10	203 100 466	44 mm
3/8"	12	203 100 461	44 mm
1/2"	12	203 100 460	44 mm



Coupling : F. Stainless steel.
Max. 250 bar / 150 °C

R+M Nr.	↔
203 100 456	50 mm
203 100 455	50 mm



Coupling : M. Stainless steel.
60° cone. Max. 250 bar / 150 °C

R+M Nr.	↔
203 100 653 *	47 mm
203 100 474	50 mm
203 100 655	45 mm



Coupling : M. Stainless steel.
60° cone. Max. 250 bar / 150 °C

⊙	DN	R+M Nr.	↔
1/4"	10	203 100 652	53 mm
3/8"	12	203 100 473	55 mm
1/2"	12	203 100 656	54 mm



Plug : F. Stainless steel.
Max. 250 bar / 150 °C

R+M Nr.	↔
040 005 665	35 mm
040 005 667	41 mm
040 005 661	47 mm



Plug : M. Stainless steel. 60° cone.
Max. 250 bar / 150 °C

R+M Nr.	↔
040 005 668	47 mm
040 005 662	47 mm



Plug : F. Hardened stainless steel.
Max. 250 bar / 150 °C

⊙	DN	R+M Nr.	↔
1/4"	10	040 005 465	35 mm
3/8"	12	040 005 467	41 mm
1/2"	12	040 005 461	47 mm



Plug : M. Hardened stainless steel.
60° cone. Max. 250 bar / 150 °C

R+M Nr.	↔
040 005 459	47 mm
040 005 462	47 mm



Plug : F. Stainless steel. For moulded handles. Max. 250 bar / 150 °C

R+M Nr.	↔
040 005 664	40 mm



Plug : F. Stainless steel + brass.
Max. 250 bar / 150 °C

⊙	DN	R+M Nr.	↔
M22	10	203 100 665	56 mm



Coupling : M. Stainless steel.
Max. 250 bar / 150 °C

R+M Nr.	↔
203 100 660	57 mm



O-ring. 15.1x2.7

R+M Nr.	VPE
551 502 42	1
791 512 710	100



O-ring. 18x2

R+M Nr.	VPE
551 502 43	1
791 821 00	100

* limited stock

Couplings "B"



Coupling : F. Stainless steel.
Max. 150 bar / 90 °C

⊙	DN	R+M Nr.	↔
1/2"	11	710 247 212 000	35 mm



Plug : M. Stainless steel.
Max. 150 bar / 90 °C

R+M Nr.	↔
710 247 112 100	44 mm



O-ring. 13x2

R+M Nr.
791 32

Metering valves

ST-66 with check valve



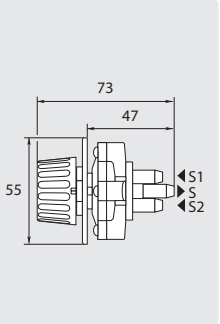

S = barb to pump. S1 = input barb 1.
S2 = input barb 2

R+M Nr.	TYP
200 066 500	knob black
200 066 501	knob red

ST-66 without check valve



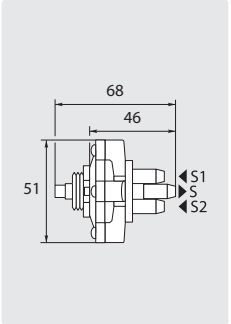

S = barb to pump. S1 = input barb 1.
S2 = input barb 2

R+M Nr.	TYP
200 066 515	without knob

Water reduction stainless steel



R+M Nr.	P	℃	○	↔
710 000 000 500	400 bar	150° C	1/2" M : 1/2" F	55 mm
710 000 000 550	400 bar	150° C	3/4" M : 3/4" F	55 mm



Water reduction inserts, stainless steel

R+M Nr.	D	⌀ *
710 000 000 027	20	2.7
710 000 000 031	25	3.1
710 000 000 033	30	3.3
710 000 000 038	40	3.8
710 000 000 048	60	4.8

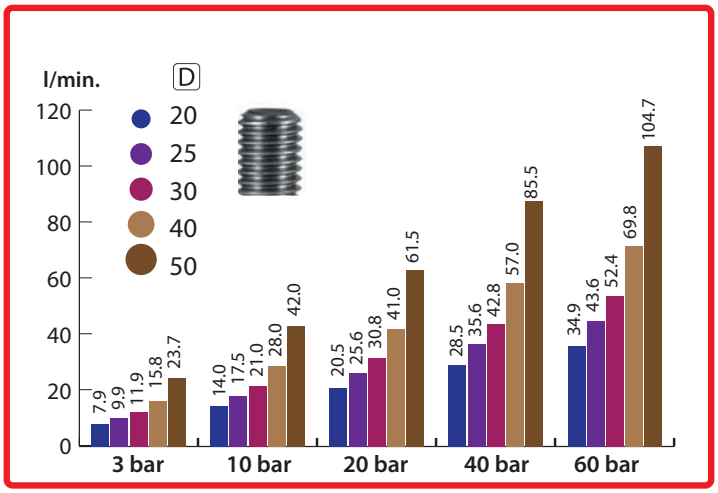

* hole diameter in mm

Triple nozzle



Triple nozzle holder stainless steel. By easily turning the head there are 3 nozzles selectable: foam, rinsing and disinfection for the food industry. Max. 200 bar

1 foam nozzle 50° 150
2 rinsing nozzle 25° 15
3 disinfection nozzle 60° 30

R+M Nr.	⊖
657 650 0	1/2" M

Symbols DN nominal diameter TYP type ⊖ inlet ↔ length P pressure ○ thread D nozzle VPE packing unit ⌀ diameter ℃ temperature

PUReClean365+® - food hose

PUReClean365+® - Food hose according to (EG) 1935/2004, (EU) 10/2011 and (EG) 2023/2006. Designed for industrial foam applications

» Field of application: foam hose and pre-spraying hose in the food industry. Suitable for contact with liquid food products
» Suitable for water and water mixes of usual cleaning detergents
» PVC hose with three layers and a smooth surface
» Increased 1-layer rot-proof textile mesh.
» **About 20 % lighter and more flexible than comparable hose types**



PUReClean365+® 40

Female thread DKR 1/2"

-20 °C - +70 °C. Fittings stainless steel



R+M Nr.	↔
476 056 602 59	2.5 m
476 056 610 9	10.0 m
476 056 615 9	15.0 m
476 056 620 9	20.0 m
476 056 625 9	25.0 m
476 056 630 9	30.0 m
476 056 635 9	35.0 m
476 056 640 9	40.0 m

Male thread (AGR) 1/2"



R+M Nr.	↔
476 046 602 59	2.5 m
476 046 610 9	10.0 m
476 046 615 9	15.0 m
476 046 620 9	20.0 m
476 046 625 9	25.0 m
476 046 630 9	30.0 m
476 046 635 9	35.0 m
476 046 640 9	40.0 m

PUReClean365+® 100

Female thread DKR 1/2"

-20 °C - +100 °C. Fittings stainless steel



R+M Nr.	↔
477 056 602 59	2.5 m
477 056 610 9	10.0 m
477 056 615 9	15.0 m
477 056 620 9	20.0 m
477 056 625 9	25.0 m
477 056 630 9	30.0 m
477 056 635 9	35.0 m
477 056 640 9	40.0 m

Male thread (AGR) 1/2"



R+M Nr.	↔
477 046 602 59	2.5 m
477 046 610 9	10.0 m
477 046 615 9	15.0 m
477 046 620 9	20.0 m
477 046 625 9	25.0 m
477 046 630 9	30.0 m
477 046 635 9	35.0 m
477 046 640 9	40.0 m

PUReClean365+® 40 per metre

R+M Nr.	DN	↔		P 20 °C	P 70 °C	BP 20 °C	
303 660 40	12	10 - 100 m	4.5	100 bar	45 bar	≥ 250 bar	0.25 kg

PUReClean365+® 100 per metre

R+M Nr.	DN	↔		P 20 °C	P 100 °C	BP 20 °C	
303 661 00	12	10 - 100 m	4.5	40 bar	18 bar	≥ 200 bar	0.25 kg

PUReClean365+® 40



R+M Nr.	↔
476 356 402 59	2.5 m
476 356 410 9	10.0 m
476 356 415 9	15.0 m
476 356 420 9	20.0 m
476 356 425 9	25.0 m
476 356 430 9	30.0 m
476 356 435 9	35.0 m
476 356 440 9	40.0 m



R+M Nr.	↔
476 346 402 59	2.5 m
476 346 410 9	10.0 m
476 346 415 9	15.0 m
476 346 420 9	20.0 m
476 346 425 9	25.0 m
476 346 430 9	30.0 m
476 346 435 9	35.0 m
476 346 440 9	40.0 m

PUReClean365+® 40 per metre

R+M Nr.	DN	↔		P 20 °C	P 70 °C	BP 20 °C	
303 660 41	12	10 - 100 m	4.5	100 bar	45 bar	≥ 250 bar	0.25 kg

Symbols DN nominal diameter weight ↔ length BP burst pressure P pressure wall thickness mm

PUReClean365+® - food hose

PUReClean365+® 40

Female thread DKR 1/2"

-20 °C - +70 °C. Fittings stainless steel



R+M Nr.	↔
476 456 202 59	2.5 m
476 456 210 9	10.0 m
476 456 215 9	15.0 m
476 456 220 9	20.0 m
476 456 225 9	25.0 m
476 456 230 9	30.0 m
476 456 235 9	35.0 m
476 456 240 9	40.0 m

Male thread (AGR) 1/2"



R+M Nr.	↔
476 446 202 59	2.5 m
476 446 210 9	10.0 m
476 446 215 9	15.0 m
476 446 220 9	20.0 m
476 446 225 9	25.0 m
476 446 230 9	30.0 m
476 446 235 9	35.0 m
476 446 240 9	40.0 m

Female thread DKR 1/2"

-20 °C - +70 °C. Fittings stainless steel



R+M Nr.	↔
476 256 702 59	2.5 m
476 256 710 9	10.0 m
476 256 715 9	15.0 m
476 256 720 9	20.0 m
476 256 725 9	25.0 m
476 256 730 9	30.0 m
476 256 735 9	35.0 m
476 256 740 9	40.0 m

Male thread (AGR) 1/2"



R+M Nr.	↔
476 246 702 59	2.5 m
476 246 710 9	10.0 m
476 246 715 9	15.0 m
476 246 720 9	20.0 m
476 246 725 9	25.0 m
476 246 730 9	30.0 m
476 246 735 9	35.0 m
476 246 740 9	40.0 m

PUReClean365+® 40 per metre

R+M Nr.	DN	↔		P 20 °C	P 70 °C	BP 20 °C	
303 660 42	12	10 - 100 m	4.5	100 bar	45 bar	≥ 250 bar	0.25 kg

PUReClean365+® 40 per metre

R+M Nr.	DN	↔		P 20 °C	P 70 °C	BP 20 °C	
303 660 43	12	10 - 100 m	4.5	100 bar	45 bar	≥ 250 bar	0.25 kg

Screw fittings for PUReClean365+®



1/2" M with 60° cone. Stainless steel.
Max. 50 bar

R+M Nr.	DN
329 412 129	12



1/2" F with 60° cone. Stainless steel.
Max. 50 bar

R+M Nr.	DN
329 512 129	12



1/2" F. Stainless steel. Max. 50 bar. Flat sealing

R+M Nr.	DN
329 612 129	12

PUReClean365+® - 40 food hoses with the professional flat ST-3225

new

Food Special SET

Professional **ST-3225** gun with progressive closing system and coupling ST-3100. Inlet 1/2" F swivel. Stainless steel. Max. 24.5 bar or 60 bar. Max. 120 l/min / 100 °C. with **PURe**Clean365+ 40 food hose 1/2" male thread AGR. 45 bar workingpressure at 70° C

ST-3225 / PUReClean365+ 40 blue



R+M Nr.	ST-3225 P	↔
476 046 620 91	24.5 bar	20 m
476 046 625 91	24.5 bar	25 m
476 046 630 91	24.5 bar	30 m
476 046 620 92	60 bar	20 m
476 046 625 92	60 bar	25 m
476 046 630 92	60 bar	30 m

ST-3225 / PUReClean365+ 40 yellow



R+M Nr.	ST-3225 P	↔
476 346 420 91	24.5 bar	20 m
476 346 425 91	24.5 bar	25 m
476 346 430 91	24.5 bar	30 m
476 346 420 92	60 bar	20 m
476 346 425 92	60 bar	25 m
476 346 430 92	60 bar	30 m

ST-3225 / PUReClean365+ 40 green



R+M Nr.	ST-3225 P	↔
476 446 220 91	24.5 bar	20 m
476 446 225 91	24.5 bar	25 m
476 446 230 91	24.5 bar	30 m
476 446 220 92	60 bar	20 m
476 446 225 92	60 bar	25 m
476 446 230 92	60 bar	30 m

ST-3225 / PUReClean365+ 40 red



R+M Nr.	ST-3225 P	↔
476 246 720 91	24.5 bar	20 m
476 246 725 91	24.5 bar	25 m
476 246 730 91	24.5 bar	30 m
476 246 720 92	60 bar	20 m
476 246 725 92	60 bar	25 m
476 246 730 92	60 bar	30 m

PUReClean365+® - 40 food hoses with automatic hose reel and ST-3225 - Food Special Set



In our online shop you will find further combinations of high-pressure hose reels with pre-assembled, high-pressure hoses!

Hose reel:
Frame made of stainless steel V2A / AISI 304. Drum made of particularly impact-resistant ABS plastic. With automatic spring return and strain relief. Equipped with the high-quality Suttner swivel joint ST-322

℃			★
90 °C	1/2" F	1/2" F	▲

Spray gun ST-3225:
Professional flat spray gun ST-3225 for the food industry with progressive closing system and coupling ST-3100

P	TYP		
24,5 bar	with locking in opened position	1/2" IG	Kupplung ST-3100
60 bar	no locking in opened position	1/2" IG	Kupplung ST-3100

PUReClean365+® 40 - high pressure food hose:
- Conform to EG-regulation Nr. 1935/2004 nd Nr. 10/2011
- Field of application: foam hose and pre-spraying hose in the food industry. Suitable for contact with liquid food products
- Suitable for water and water mixes of usual cleaning detergents
- PVC hose with three layers and a smooth surface
- Increased 1-layer rot-proof textile mesh.
- **About 20 % lighter and more flexible than comparable hose types**

DN	P	↔
12	45 bar / 70 °C	24 m

PUReClean365+® blue



R+M Nr.		P
763 532 001	1/2" M	45 bar



R+M Nr.	P gun	P
763 532 005	24,5 bar	24,5 bar
763 532 009	60 bar	45 bar

PUReClean365+® yellow



R+M Nr.		P
763 532 003	1/2" M	45 bar



R+M Nr.	P gun	P
763 532 006	24,5 bar	24,5 bar
763 532 010	60 bar	45 bar

PUReClean365+® green



R+M Nr.		P
763 532 004	1/2" M	45 bar



R+M Nr.	P gun	P
763 532 007	24,5 bar	24,5 bar
763 532 011	60 bar	45 bar

PUReClean365+® red



R+M Nr.		P
763 532 002	1/2" M	45 bar



R+M Nr.	P gun	P
763 532 008	24,5 bar	24,5 bar
763 532 012	60 bar	45 bar

Symbols ★ marking ⇦ inlet ⇨ outlet DN nominal diameter P pressure ↔ length ⚖ weight TYP type ℃ temperature ↕ height

blufood® - food hose

blufood® - Food hose according to (EC)2002/72, (EU) 10/2011, (EG) 1935/2004 and (EG) 2023/2006. Designed for industrial foam applications
» Field of application: foam hose and pre-spraying hose in the food industry. Suitable for contact with liquid food products
» Suitable for water and water mixes of usual cleaning detergents
» PVC hose with five layers and a smooth surface
» Reinforcing by twofold textile meshwork
» -20 °C - +70 °C

Female thread DKR 1/2"



Fittings stainless steel

R+M Nr.	↔
475 056 602 59	2.5 m
475 056 610 9	10.0 m
475 056 615 9	15.0 m
475 056 620 9	20.0 m
475 056 625 9	25.0 m
475 056 630 9	30.0 m
475 056 635 9	35.0 m
475 056 640 9	40.0 m

Male thread (AGR) 1/2"



Fittings stainless steel

R+M Nr.	↔
475 046 602 59	2.5 m
475 046 610 9	10.0 m
475 046 615 9	15.0 m
475 046 620 9	20.0 m
475 046 625 9	25.0 m
475 046 630 9	30.0 m
475 046 635 9	35.0 m
475 046 640 9	40.0 m

ST-3100 Coupling : Plug



Coupling ST-3100 : plug ST-3100

R+M Nr.	↔
475 012 262 09	20 m
475 012 262 59	25 m
475 012 263 09	30 m

blufood® per metre

R+M Nr.	DN	↔		P 20 °C	P 70 °C	BP 20 °C	
303 70	12	10 -100 m	5	50 bar	30 bar	≥ 240 bar	0.32 kg
303 700 019	19	10 - 60 m	6	40 bar	15 bar	≥ 200 bar	0.61 kg

Made out of plastics intended to come into contact with foodstuffs according to Regulation (EC) No. 1935/2004.
Especially designed for applications in the food industry.

Screw fittings for blufood®



1/2" M with 60° cone. Stainless steel.
Max. 50 bar

R+M Nr.	DN
329 012 129	12



1/2" F with 60° cone. Stainless steel.
Max. 50 bar

R+M Nr.	DN
329 112 129	12



1/2" F. Stainless steel.
Max. 50 bar.
Flat sealing

R+M Nr.	DN
329 312 129	12

Fittings for blufood®



Detachable fitting.
3/4" F. Stainless steel.
Max. 15 bar

R+M Nr.	DN	↔
574 734 009	19	49



Hose barb 3/4" M.
60° cone. Stainless steel.
Max. 15 bar

R+M Nr.	DN
711 341 909	19

Hose clamps

Heavy duty clamp

Heavy duty clamp completely stainless steel X5CrNi1810. According to DIN 1.4301/AISI 304







Clamp with hexagon bolt. W4. ↕ 20 mm

R+M Nr.	VPE	⌀
736 029 401	1	29 - 31 mm

R+M Nr.	VPE	⌀
736 032 401	1	32 - 35 mm

Symbols DN nominal diameter | wall thickness BP burst pressure ⌀ diameter weight VPE packing unit

Foodjet - food hose with textile meshwork

Foodjet - High pressure hose according to DIN EN 854. Particularly resistant to animal and poultry fats

» Field of application: cleaning hose designed for the poultry processing industry

» Suitable for: oil, water, water-in-oil emulsion and water mixes with up to 50 % detergent

» Surface synthetic rubber. Particularly abrasion-, oil-, ozone-resistant and weatherproof.

» Interior synthetic, oil-resistant rubber

» 1 tight textile meshwork

» **Max. 80 bar**. Burst pressure > 240 bar.
-40 °C - +150 °C

Female thread DKR 1/2"



Fittings stainless steel

R+M Nr.	↔
490 056 002 59	2.5 m
490 056 010 9	10.0 m
490 056 015 9	15.0 m
490 056 020 9	20.0 m
490 056 025 9	25.0 m
490 056 030 9	30.0 m
490 056 035 9	35.0 m
490 056 040 9	40.0 m

Male thread (AGR) 1/2"



Fittings stainless steel

R+M Nr.	↔
490 046 002 59	2.5 m
490 046 010 9	10.0 m
490 046 015 9	15.0 m
490 046 020 9	20.0 m
490 046 025 9	25.0 m
490 046 030 9	30.0 m
490 046 035 9	35.0 m
490 046 040 9	40.0 m

Male thread (AGR) 1/2" : DKR 1/2"



Fittings stainless steel

R+M Nr.	↔
490 057 002 59	2.5 m
490 057 610 9	10.0 m
490 057 615 9	15.0 m
490 057 620 9	20.0 m
490 057 625 9	25.0 m
490 057 630 9	30.0 m
490 057 635 9	35.0 m
490 057 640 9	40.0 m

Foodjet per metre

DN 12

R+M Nr.	↔
303 60	10 - 95 m

Foodjet 1500 - food hose with textile meshwork

Foodjet 1500 - High pressure hose according to DIN EN 854. Particularly resistant to animal and poultry fats

» Field of application: cleaning hose designed for the poultry processing industry

» Suitable for: oil, water, water-in-oil emulsion and water mixes with up to 50 % detergent

» Surface synthetic rubber. Particularly abrasion-, oil-, ozone-resistant and weatherproof.

» Interior synthetic, oil-resistant rubber

» 1 tight textile meshwork

» **Max. 125 bar.** Burst pressure > 375 bar.
-40 °C - +150 °C

Female thread DKR 1/2"



Fittings stainless steel

R+M Nr.	↔
490 445 660 259	2.5 m
490 445 661 09	10.0 m
490 445 661 59	15.0 m
490 445 662 09	20.0 m
490 445 662 59	25.0 m
490 445 663 09	30.0 m
490 445 663 59	35.0 m
490 445 664 09	40.0 m

Fittings zinc-plated steel

R+M Nr.	↔
490 445 660 25	2.5 m
490 445 661 0	10.0 m
490 445 661 5	15.0 m
490 445 662 0	20.0 m
490 445 662 5	25.0 m
490 445 663 0	30.0 m
490 445 663 5	35.0 m
490 445 664 0	40.0 m

Male thread (AGR) 1/2"



Fittings stainless steel

R+M Nr.	↔
490 444 660 259	2.5 m
490 444 661 09	10.0 m
490 444 661 59	15.0 m
490 444 662 09	20.0 m
490 444 662 59	25.0 m
490 444 663 09	30.0 m
490 444 663 59	35.0 m
490 444 664 09	40.0 m

Fittings zinc-plated steel

R+M Nr.	↔
490 444 660 25	2.5 m
490 444 661 0	10.0 m
490 444 661 5	15.0 m
490 444 662 0	20.0 m
490 444 662 5	25.0 m
490 444 663 0	30.0 m
490 444 663 5	35.0 m
490 444 664 0	40.0 m

Male thread (AGR) 1/2" : DKR 1/2"



Fittings stainless steel

R+M Nr.	↔
490 445 760 259	2.5 m
490 445 761 09	10.0 m
490 445 761 59	15.0 m
490 445 762 09	20.0 m
490 445 762 59	25.0 m
490 445 763 09	30.0 m
490 445 763 59	35.0 m
490 445 764 09	40.0 m

Fittings zinc-plated steel

R+M Nr.	↔
490 445 760 25	2.5 m
490 445 761 0	10.0 m
490 445 761 5	15.0 m
490 445 762 0	20.0 m
490 445 762 5	25.0 m
490 445 763 0	30.0 m
490 445 763 5	35.0 m
490 445 764 0	40.0 m

Foodjet 1500 per metre

DN 12

R+M Nr.	↔
303 601 500	70 - 100 m

Symbols ↔ length ⊂ inlet ⊃ outlet ISO insulation M material

Foam lances

Lances with female thread



1/4" M. Lance with moulded handle Cool & Compact. Comfortable grip and ergonomic shape. Heat-proof insulation. Max. 400 bar / 150 °C

R+M Nr.		ISO		M	R+M Nr.
200 129 140	1/4" F BSP	300 mm	500 mm	stainless steel	
200 129 145	1/4" F BSP	400 mm	700 mm	stainless steel	
200 129 150	1/4" F BSP	400 mm	800 mm	stainless steel	



1/4" M. Lance. Max. 400 bar / 150 °C

R+M Nr.			M	R+M Nr.
070 000 097	1/4" F BSP	100 mm	stainless steel	
070 000 098	1/4" F BSP	150 mm	stainless steel	
070 000 099	1/4" F BSP	200 mm	stainless steel	
070 000 095	1/4" F BSP	250 mm	stainless steel	
070 000 101	1/4" F BSP	350 mm	stainless steel	

Rubber protected ball valves



Stainless steel.
Max. 60 bar / 95 °C

R+M Nr.		
500 155	1/2" F	ST-3100



Stainless steel.
Max. 60 bar / 95 °C

R+M Nr.		
500 150	1/2" F	1/2" F



Stainless steel.
Max. 60 bar / 95 °C

R+M Nr.		
500 160	1/2" F	1/2" F



ST-3100. Stainless steel.
Max. 60 bar / 95 °C

R+M Nr.		
203 100 250	1/2" F	1/2" F



ST-3100. Stainless steel.
Max. 60 bar / 95 °C

R+M Nr.		
203 100 260	1/2" F	ST-3100

Ball valves



Ball valve with safety guard. Stainless steel.
Max. 140 bar / 80 °C

R+M Nr.		
203 100 200	1/2" F	ST-3100



Ball valve with safety guard. Stainless steel.
Max. 140 bar / 80 °C

R+M Nr.		
203 100 210	ST-3100	ST-3100

Foam lances

ST-72 foam lances with air injector



1/4" M. Foam lance stainless steel with air injector, vented handle ST-9 380 mm, grip and stainless steel socket with nozzle. A foam injector is required.
Max. 250 bar / 80 °C

R+M Nr.	D *	←	C **	↔
200 072 500	2.0 mm	< 15 l/min	green	600 mm
200 072 510	2.3 mm	< 20 l/min	yellow	600 mm
200 072 520	3.2 mm	> 26 l/min	red	600 mm

R+M Nr.	D *	←	C **	↔
200 072 610	2.3 mm	< 20 l/min	yellow	1200 mm
200 072 620	3.2 mm	> 26 l/min	red	1200 mm

ST-72.1 foam lances with air injector



1/4" M. Foam lance stainless steel with air injector, vented handle ST-9.9 330 mm, grip and stainless steel socket with nozzle. A foam injector is required.
Max. 250 bar / 80 °C

R+M Nr.	D *	←	C **	↔
200 072 633	2.0 mm	< 15 l/min	green	600 mm
200 072 625	2.3 mm	< 20 l/min	yellow	600 mm
200 072 627	2.7 mm	< 26 l/min	blue	600 mm
200 072 629	3.2 mm	> 26 l/min	red	600 mm

R+M Nr.	D *	←	C **	↔
200 072 634	2.0 mm	< 15 l/min	green	1,200 mm
200 072 626	2.3 mm	< 20 l/min	yellow	1,200 mm

* air injector ** nozzle protector

Symbols ↔ length D nozzle ← flow C colour Ø diameter VPE packing unit M material ⊖ inlet

Foam head ST-75

By means of the foam head ST-75 different foam applications are possible as the air injector nozzle is easily exchangeable and adaptable. The flat spray nozzle can be infinitely adapted from the vertical position to the horizontal one. The maximum flow is dependent on the chosen nozzle size. By means of the integrated air injector in the foam head the air is sucked in on the face side. Independent of the length of the lance a constant foam quality is guaranteed. The spraying result is especially even as a high quality foam nozzle insert is used.
Max. 350 bar / 100 °C





Stainless steel. ST-75 with nozzle.
Max. 350 bar / 100 °C

R+M Nr.	⌀ *	
200 075 514	1.60	1/4" F
200 075 515	1.90	1/4" F



Brass. ST-75 with nozzle.
Max. 350 bar / 100 °C

R+M Nr.	⌀ *	
200 075 578	1.05	1/4" F
200 075 579	1.10	1/4" F
200 075 574	1.20	1/4" F
200 075 576	1.35	1/4" F
200 075 577	1.45	1/4" F
200 075 572	1.60	1/4" F
200 075 575	1.75	1/4" F
200 075 573	1.90	1/4" F
200 075 580	2.10	1/4" F



Brass. ST-75 with nozzle.
Max. 350 bar / 100 °C

R+M Nr.	⌀ *	
200 075 559	1.05	1/4" F
200 075 554	1.20	1/4" F
200 075 555	1.35	1/4" F
200 075 556	1.45	1/4" F
200 075 552	1.60	1/4" F
200 075 558	1.70	1/4" F
200 075 553	1.90	1/4" F



Brass. ST-75 with nozzle.
Max. 350 bar / 100 °C

R+M Nr.	⌀ *	
200 075 564	1.35	1/4" F
200 075 562	1.60	1/4" F
200 075 563	1.90	1/4" F



Stainless steel. ST-75 with nozzle.
Max. 350 bar / 100 °C

R+M Nr.	⌀ *	
200 075 512	1.60	M18 F
200 075 513	1.90	M18 F



Brass. ST-75 with nozzle.
Max. 350 bar / 100 °C

R+M Nr.	⌀ *	
200 075 570	1.60	M18 F
200 075 571	1.90	M18 F



Brass. ST-75 with nozzle.
Max. 350 bar / 100 °C

R+M Nr.	⌀ *	
200 075 550	1.60	M18 F
200 075 551	1.90	M18 F



Brass. ST-75 with nozzle.
Max. 350 bar / 100 °C

R+M Nr.	⌀ *	
200 075 560	1.60	M18 F
200 075 561	1.90	M18 F



Air injector nozzle

R+M Nr.	⌀ *	D
200 075 401	1.05	03
200 075 402	1.10	035
200 075 403	1.20	04
200 075 405	1.35	05
200 075 425	1.40	055
200 075 406	1.45	06
200 075 409	1.50	065
200 075 427	1.55	07
200 075 407	1.60	075
200 075 408	1.70	08
200 075 410	1.90	10
200 075 413	2.10	13
200 075 415	2.30	15
200 075 420	2.65	20



Stainless steel. ST-75.1 with nozzle and without foam pad.
Max. 350 bar / 60 °C

R+M Nr.	⌀ *	
200 075 602	1.60	1/4" F
200 075 603	1.90	1/4" F



Brass. ST-75.1 without nozzle and without foam pad.
Max. 350 bar / 60 °C

R+M Nr.	
200 075 482	M 18 F
200 075 493	1/4" F



Brass. ST-75.1 without nozzle and without foam pad.
Max. 350 bar / 60 °C

R+M Nr.	
200 075 486	M18 F



Foam pad

R+M Nr	VPE
540 500 09	1
540 500 10	10
540 500 11	100





1/4" F : M18 M. Nozzle holder EG.

R+M Nr.	M
010 000 043	Brass
040 000 041	Stainless steel



O-ring. 10x2. Viton

R+M Nr.	VPE
790 20	1
790 201 00	100

* hole diameter in mm
** nozzle size in mm

Long cast foam head ST-75.2



With adjustable air-intake. Max. 150 bar / 90 °C

R+M Nr.	⌀ *	⇦	l/min.
200 075 800 001	1.55	1/4" F	11
200 075 800 002	1.60	1/4" F	12-14
200 075 800 003	1.90	1/4" F	14-17
200 075 800 004	2.10	1/4" F	18-20
200 075 800 005	2.30	1/4" F	21-22
200 075 800 006	2.30	1/4" F	23-27
200 075 800 007	2.65	1/4" F	28-30
200 075 810 001	2.65	1/4" F	31-40



foamblaster ST-76

The foamblaster ST-76 is designed for applications in agriculture, industry, municipal cleaning and fire fighting technology.

There are injector nozzles with diameters of up to 2.8 mm for high flow rates available for all **easy**foam365+ stainless steel injectors ST-160, ST-164, ST-166 and ST-167.

Material: stainless steel / plastic.

Min. 70 bar for use in combination with an **easy**foam365+ injector unit.
Min. 30 bar for use with water / foamagent premix.

Max. 250 bar / 20 - 60 l/min / 100 °C



R+M Nr.	D **	⇦
200 076 615	2.3	1/2" F
200 076 618	2.6	1/2" F
200 076 621	2.8	1/2" F
200 076 600	2.9	1/2" F
200 076 624	3.0	1/2" F
200 076 630	3.3	1/2" F
200 076 633	3.5	1/2" F

Micro Droplets Nozzle Holder

Fields of application:
Disinfection, humidification, cooling, dust suppression, decontamination, odor control in agricultural, food and construction industry, defence and firefighting technology, car washing and detailing



ST-78. Stainless steel

R+M Nr.	⇦
200 078 830	1/4" F

functioning of Micro Droplets Nozzle Holder

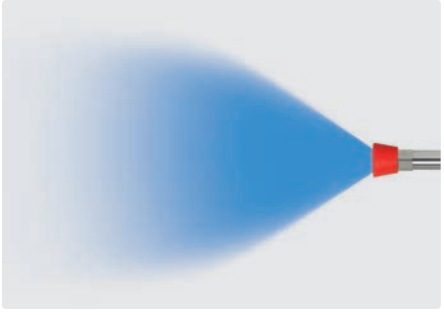

progressive, conical spray jet

Nozzles for Micro Droplets Nozzle Holder



M15x1 M. Stainless steel

R+M Nr.	D
200 078 412	1.2 mm
200 078 415	1.5 mm
200 078 420	2.0 mm
200 078 423	2.3 mm
200 078 425	2.5 mm
200 078 430	3.0 mm
200 078 435	3.5 mm

Symbols ⇦ inlet D nozzle ↔ length ⌀ diameter

ST-175 Foam & Clean

The change-over lance ST-175 Foam & Clean is the ideal accessory for Suttner's foam injector line. The innovative change-over technology allows to direct the full flow into either one or the other outlet pipe just by turning the hand wheel at the inlet.

In one position of the hand wheel the flow is directed thru an ST-75 foam head for foaming. After changing over the full flow is directed thru the other pipe and a regular spray nozzle for rinsing.

Appropriate nozzle sizing at chemical injector and ST-175 allows changing from foaming to rinsing right at the lance. ST -175 Foam & Clean is compatible to ST-160 / ST-164 / ST-166 / ST-167.

Due to ST -175's changeable air injector nozzles the lance can be driven with all pressure washers with flow rates from 5 to 25 l /min. Nozzles with integrated jet former are required (page 337).



Twin foam lance with vented handle ST-9 380 mm, change-over valve ST-58, nozzle protector ST-10 without nozzle and foam head ST-75 without nozzle. A foam injector is required.
Max. 350 bar / 45 l/min / 100 °C

R+M Nr.	G	D	↔
200 175 400	1/4" F	-	650 mm



Twin foam lance with vented handle ST-9 205 mm, change-over valve ST-58, ergonomic swivel screw coupling, nozzle protector without tip and foam head ST-75.1 without nozzle. A foam injector is required.
Max. 350 bar / 45 l/min / 100 °C

R+M Nr.	G	D	↔
200 175 411	M22 F	-	420 mm



Twin foam lance with vented handle ST-9 380 mm, change-over lance with 1/4" M and nozzle protector ST-10 without nozzle.
Max. 350 bar / 45 l/min / 100 °C

R+M Nr.	G	D	↔
200 175 510	1/4" F	-	650 mm



Twin foam lance with vented handle ST-9 205 mm, change-over valve ST-58, nozzle protector without tip and foam head ST-75.1 without nozzle. A foam injector is required.
Max. 350 bar / 45 l/min / 100 °C

R+M Nr.	G	D	↔
200 175 412	1/4" F	-	420 mm



Twin foam lance with vented handle ST-9 380 mm, change-over valve ST-58, nozzle protector ST-10 without nozzle and foam head ST-75 with nozzle. A foam injector is required.
Max. 350 bar / 45 l/min / 100 °C

R+M Nr.	G	D	↔
200 175 430	M22 F	1.9	650 mm
200 175 431	M22 F	2.1	650 mm



Twin foam lance with vented handle ST-9 205 mm, change-over valve ST-58, nozzle protector ST-10 without nozzle and foam head ST-75.1 without nozzle. A foam injector is required.
Max. 350 bar / 45 l/min / 100 °C

R+M Nr.	G	D	↔
200 175 414	1/4" F	-	420 mm

Carwash low pressure foam lances

new



LTF

Professional low pressure foam lance with patented LTF technology. Gun ST-2620 with 300 mm insulated lance and nozzle protection ST-10 with low-pressure nozzle 9040. Max. 125 bar / 80 l / min / 150 ° C

R+M Nr.		TYP	
202 620 906	Low pressure nozzle 9040	Standard	1/2" F swivel

new



LTF

Professional low pressure foam lance with patented LTF technology. Gun ST-2620 with 300 mm insulated lance and nozzle protection ST-10 with low-pressure nozzle 9040. Max. 125 bar / 80 l / min / 150 ° C

R+M Nr.		TYP	
202 620 905	Low pressure nozzle 9040	Weep	1/2" F swivel

Sample application
Carwash low pressure
Foam lance:
4 bar water pressure
3 bar compressed air addition
and 3% foam cleaning
chemicals via dosing pump



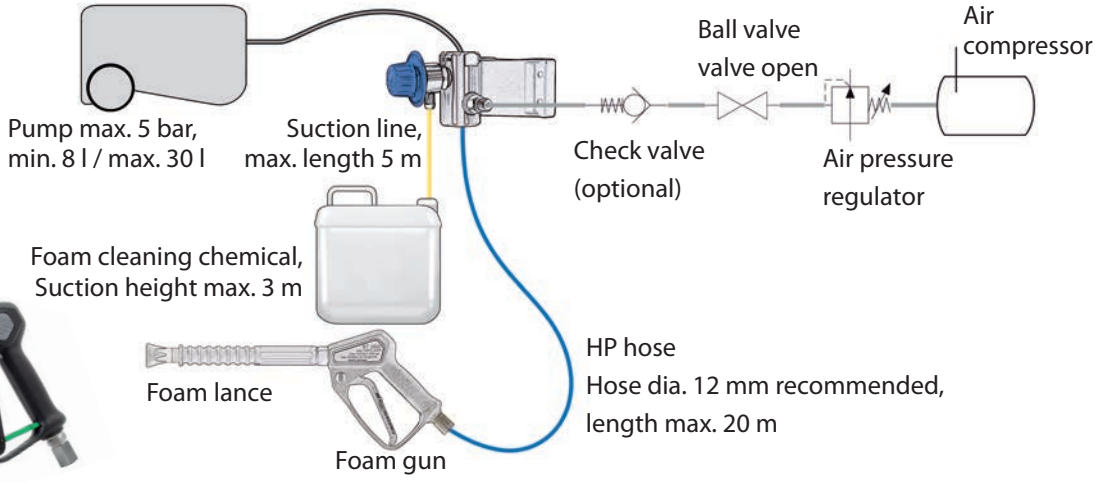

easywash365+ foam lances



LTF

Foam lance with **easy**wash365+ gun standard, lance with extension ST-9.1 245 mm and foam head ST-75. Max. 310 bar / 25 l/min / 150 °C

R+M Nr.	⟲	TYP	⟶
202 600 918	foam head ST-75 (1.9 mm)	standard	3/8" F swivel



LTF

Foam lance with **easy**wash365+ gun, lance with extension ST-9.1 245 mm and foam head ST-75. Max. 310 bar / 25 l/min / 150 °C

R+M Nr.	⟲	TYP	⟶
202 600 911	foam head ST-75 (1.05 mm)	weep version	3/8" F swivel
202 600 949	foam head ST-75 (1.20 mm)	weep version	3/8" F swivel
202 600 909	foam head ST-75 (1.35 mm)	weep version	3/8" F swivel
202 600 917	foam head ST-75 (1.90 mm)	weep version	3/8" F swivel



LTF

Foam lance with **easy**wash365+ gun, lance with extension ST-9.1 245 mm and foam head ST-75. Max. 310 bar / 25 l/min / 150 °C

R+M Nr.	⟲	TYP	⟶
202 600 963	foam head ST-75 (1.05 mm)	freeze stop version	3/8" F swivel.
202 600 929	foam head ST-75 (1.20 mm)	freeze stop version	3/8" F swivel.
202 600 930	foam head ST-75 (1.35 mm)	freeze stop version	3/8" F swivel
202 600 995	foam head ST-75 (1.70 mm)	freeze stop version	3/8" F swivel
202 600 919	foam head ST-75 (1.90 mm)	freeze stop version	3/8" F swivel

Valves complete - **easy**wash365+



Standard

R+M Nr.
202 300 490



Weep

R+M Nr.
202 300 491



Freeze stop

R+M Nr.
202 300 457

ST-301 swivels



1/4" F : 3/8" F. **easy**wash365+ guns

R+M Nr.
200 301 050



Repair kit ST-301

R+M Nr.
200 300 100

LTF - Low Trigger Force 90 % reduced holding force and 40 % reduced trigger force against usual market guns.

Symbols ⟶ inlet ⟲ outlet TYP type

easywash365+ foam sets

By introducing the universally applicable **easy**wash365+ foam sets we succeeded in enlarging the application possibility of our foam injector family.

The stainless steel injector with high pressure foam lance which is installed via a T-piece between the outlet of the high pressure unit and the original spraying unit is especially designed for the professional cleaning of trucks of shipping or food companies as well as for applications in the industrial foam cleaning.

The connection from injector unit to the high pressure foam lance is realized by an optionally high pressure hose of up to a length of 40 m. The already existing spraying unit is used for cleaning and rinsing works. Enormous savings of both cleaning agent and time can be achieved as the foam lance has cleaning agent immediately available without switching at the unit or change of equipment.

It is possible to simplify the handling of the construction and to boost efficiency at the same time by integrating two hose reels. This set is suitable for all common high pressure cleaning units for up to 310 bar and max. 90 °C.



easywash365+ foam set: **easy**wash365+ foam lance standard with foam head ST-75, injector ST-160 (M22 F and 2 x M22 M) with metering valve ST-161, suction hose 1000 mm and suction filter ST-32. Max. 310 bar / 90 °C

R+M Nr.		
200 160 720	foam head ST-75 (1.9 mm)	3/8" F swivel



easywash365+ foam set: **easy**wash365+ foam lance standard with foam head ST-75, injector ST-160 (Coupling ST-45-250 nickel-plated brass, plug ST-45-250 zinc-plated steel and M22 M) with metering valve ST-161, suction hose 1000 mm and suction filter ST-32. Max. 250 bar / 90 °C

R+M Nr.		
200 160 725	foam head ST-75 (1.9 mm)	3/8" F swivel

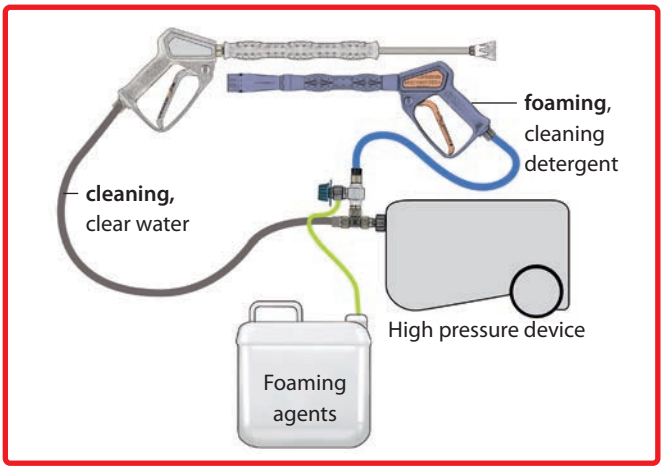

Adapter connection ST-160



Brass. For connecting the ST-160 to the pump head for hobby high-pressure cleaner with hose reel

R+M Nr.		
010 003 080	1/4" F	M18 M

easywash365+ foam sets



easywash365+ foam set: **easy**wash365+ spray gun, lance and brush with **turbo**foam365+ air injector by Suttner and injector ST-160 (M22 F and 2 x M22 M) with metering valve ST-161, suction hose 1,000 mm and suction filter ST-32. Max. 310 bar / 90 °C

R+M Nr.	⟲	↔ lance and brush	⟳
502 600 100 000	lance and brush with **turbo**foam365+ air injector (1.9 mm)	900 mm	3/8" F swivel
502 601 100 000	lance and brush with **turbo**foam365+ air injector (1.9 mm)	1,200 mm	3/8" F swivel

The following hoses are highly recommended for easywash365+ foam sets

QSC : male thread

M22 : 3/8"



Hoses with single wire braid and *wrapped* cover

TYP	DN	P	℃	↔	R+M Nr.
1SN	8	315 bar	150 °C	10 m	343 103 310
				15 m	343 103 315
				20 m	343 103 320
				30 m	343 103 330

Symbols ⟳ inlet ⟲ outlet DN nominal diameter P pressure ℃ temperature ↔ length TYP type

turbofoam365+ lances by Suttner

easywash365+ spray gun, lance and brush with **turbo**foam365+ air injector by Suttner

» Especially soft cleaning with very soft hog bristles with forked ends
» Cool & Compact insulation for a comfortable use
» Ergonomic handling by means of the well-tried **easy**wash365+ spray gun with LTF-technology
» Available in 2 length: 900 and 1,200 mm
» Brush with injector is also available as retrofit kit
» **easy**wash365+ spray gun is obtainable as standard, weep or freeze stop version
» Lance swivel ST-345 is optionally available
» Not suitable for powder chemicals







Retrofit kit for lances. Air injector **turbo**foam365+ and brush with cover plate. 20-150 bar. Max. 50 °C

Bristles 60 mm

R+M Nr.	⊂	D
500 023 101	1/4" F	1.20
500 023 102	1/4" F	1.35
500 023 105	1/4" F	1.60

Bristles 90 mm

R+M Nr.	⊂	D
500 023 201	1/4" F	1.20
500 023 202	1/4" F	1.35
500 023 205	1/4" F	1.60



Lance with moulded insulation Cool & Compact, **easy**wash365+ spray gun, **easy**wash365+ lance swivel, air injector **turbo**foam365+ and brush (bristles 60 mm). 20-150 bar. Max. 50 °C

R+M Nr.	spray gun	D	ISO	⊂	↔	⊂
502 600 100 05	standard	1.6	700 mm	brush	900 mm	3/8" F swivel
502 610 100 05	weep	1.6	700 mm	brush	900 mm	3/8" F swivel
502 620 100 05	freeze stop	1.6	700 mm	brush	900 mm	3/8" F swivel
502 601 100 05	standard	1.6	700 mm	brush	1,200 mm	3/8" F swivel
502 611 100 05	weep	1.6	700 mm	brush	1,200 mm	3/8" F swivel
502 621 100 05	freeze stop	1.6	700 mm	brush	1,200 mm	3/8" F swivel



Lance with moulded insulation Cool & Compact, **easy**wash365+ spray gun, air injector **turbo**foam365+ and brush (bristles 60 mm). 20-150 bar. Max. 50 °C

R+M Nr.	spray gun	D	ISO	⊂	↔	⊂
502 600 000 05	standard	1.6	700 mm	brush	900 mm	3/8"F swivel
502 610 000 05	weep	1.6	700 mm	brush	900 mm	3/8" F swivel
502 620 000 05	freeze stop	1.6	700 mm	brush	900 mm	3/8" F swivel
502 601 000 05	standard	1.6	700 mm	brush	1,200 mm	3/8" F swivel
502 611 000 05	weep	1.6	700 mm	brush	1,200 mm	3/8" F swivel
502 621 000 05	freeze stop	1.6	700 mm	brush	1,200 mm	3/8" F swivel

ST-230
Pressure regulating valve-set



ST-230 with connection, ball valve, stainless steel lance 400 mm and hose 1,000 mm.
Max. 250 bar / 30 l/min / 95 °C

R+M Nr.	⊂	⊃
530 404 1	M22 M	M22 F

Suttner chemical suction set



Suction set with suction hose 1,500 mm, suction filters ST-31 and chemical-resistant plastic tube 320 mm. The tube keeps the suction filter at the deepest point.

R+M Nr.	TYP	DN
200 031 500	clear PVC hose	6 mm
200 031 510	reinforced PVC hose blue	9 mm
200 031 520	reinforced PVC hose yellow	9 mm
200 031 530	reinforced PVC hose clear	9 mm



Suction set with filter check valve ST-32 and stainless steel tube 350 mm.

R+M Nr.	DN
200 032 601	6 mm
200 032 602	8 mm
200 032 603	10 mm

Suttner foam injectors

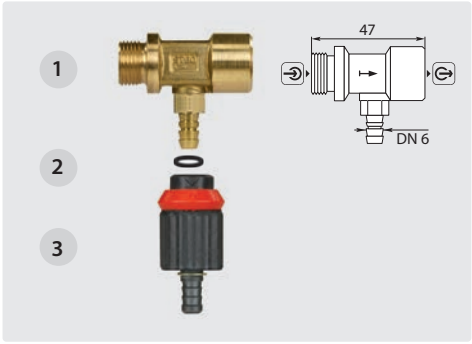

Max. 250 bar / 60 °C.
Mixing of chemicals approx. 0 - 11.5 %

R+M Nr.		TYP	D	⊂	⊃
200 060 700	1	ST-60.1	1.6	3/8" M	3/8" F
200 060 710	1	ST-60.1	1.8	3/8" M	3/8" F
050 000 370	2	o-ring			
200 061 500	3	metering valve		hose tail ⌀ 6 mm	

Repair kits



Chemical check valve. Hose tail 6 mm

R+M Nr.
200 060 725

Hose clamps

1.4016 stainless steel housing and band.
Hexagon screw zinc-plated. Worm gear high tension.
Flat tape inner sides with turned up rims.
According to DIN 3017, W2



Clamps with hexagon screw. ↕ 9 mm

R+M Nr.	VPE	DN
735 10	1	6 mm
735 20	1	8 mm
735 30	1	9/10 mm

R+M Nr.	VPE	DN
735 101 00	100	6 mm
735 201 00	100	8 mm
735 301 00	100	9/10 mm

W4 and W5 completely rust-free, is available on request

Symbols ⊂ inlet ⊃ outlet ↔ length ISO insulation P pressure VPE packing unit

Suttner foam injectors

ST-60.1



Coupling ST-45-250 : plug ST-45-250. Injector with metering valve, suction hose 1,000 mm and suction filter ST-31. Max. 250 bar / 60 °C

R+M Nr.	D
200 060 750	1.6 mm

ST-60.1



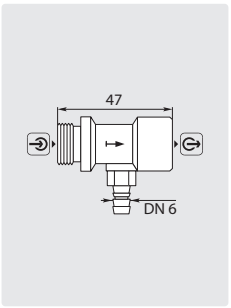

Injector without metering valve.
Max. 250 bar / 60 °C

R+M Nr.			D
200 060 700	3/8" M	3/8" F	1.6 mm
200 060 710	3/8" M	3/8" F	1.8 mm

ST-60.1



M22 F : M22 M. Injector with metering valve, suction hose 1,000 mm and suction filter ST-31. Max. 250 bar / 60 °C

R+M Nr.	D
200 060 760	1.6 mm

Metering valves



Valve for Suttner injector. Hose tail 6 mm

R+M Nr.
050 000 370 **1**
200 061 500 **2**

Repair kits



Chemical check valve. Hose tail 6 mm

R+M Nr.
200 060 725

The suitable foam lances are presented on pages 326- 336.

Intake filter for chemicals



DN 6 mm. ST-32. Brass

R+M Nr.	⌀	↕
200 032 800	20	32



DN 6 - 8 mm. ST-32. Stainless steel

R+M Nr.	⌀	↕
200 032 600	19	39



DN 6 - 8 mm. ST-31 without check valve. Plastic. Brass weight

R+M Nr.	⌀	↕
200 031 600	20	75



DN 6 - 8 mm. ST-31 without check valve. Plastic. Stainless steel weight

R+M Nr.	⌀	↕
200 031 615	20	75



DN 6 - 8 mm. ST-31R with check valve. Plastic. Brass weight

R+M Nr.	⌀	↕
200 031 610	20	75



DN 6 - 8 mm. ST-31R with check valve. Plastic. Stainless steel weight

R+M Nr.	⌀	↕
200 031 611	20	75

Symbols outlet inlet D nozzle ↕ height ⌀ diameter weight

easyfoam365+ injectors by Suttner

Injectors ST-160



3/8" F : 3/8" M : hose tail 9 mm. Injector for applications with chemicals and foam. The chemical dosing is adjusted by 10 exchangeable nozzle inserts (0.5 - 2.0 mm).
Max. 350 bar / 90 °C

R+M Nr.	D
200 160 498	1.1 mm
200 160 499	1.2 mm
200 160 500	1.3 mm
200 160 505	1.4 mm
200 160 510	1.5 mm
200 160 515	1.6 mm
200 160 520	1.7 mm
200 160 525	1.8 mm
200 160 530	1.9 mm
200 160 535	2.0 mm
200 160 540	2.1 mm
200 160 545	2.2 mm
200 160 550	2.3 mm
200 160 560	2.5 mm
200 160 575	2.8 mm



3/8" F : 3/8" M : hose tail 9 mm.
Injector ST-160 with metering valve ST-161.
Max. 350 bar / 90 °C

R+M Nr.	D
200 160 599	1.1 mm
200 160 600	1.2 mm
200 160 601	1.3 mm
200 160 602	1.4 mm
200 160 603	1.5 mm
200 160 604	1.6 mm
200 160 605	1.7 mm
200 160 606	1.8 mm
200 160 607	1.9 mm
200 160 608	2.0 mm
200 160 609	2.1 mm
200 160 610	2.2 mm
200 160 611	2.3 mm
200 160 613	2.5 mm
200 160 614	2.8 mm

Injectors ST-166



3/8" F : 3/8" M : 2 hose tails 9 mm. Injector for applications with chemicals and foam.
The injector sucks in/admixes up to two chemicals at the same time.
The chemical dosing is adjusted by 2 x 10 exchangeable nozzle inserts (0.5 - 2.0 mm).
Max. 350 bar / 90 °C

R+M Nr.	D
200 166 500	1.3 mm
200 166 510	1.6 mm
200 166 530	1.9 mm

Valve lock





Valve lock for metering valve ST-161

R+M Nr.
040 003 566

easyfoam365+ injector unit ST-160





M22 M : M22 M. Injector ST-160 with metering valve ST-162. including chemical suction set comprising of suction hose DN 8 blue. 1.500 mm. suction filter ST-31 and chemical-resistant plastic tube. 320 mm.
Lockable in sturdy stainless steel box.
Max. 350 bar / 90° C

R+M Nr.	D
105 160 100	1.1 mm
105 160 101	1.2 mm
105 160 102	1.3 mm
105 160 103	1.4 mm
105 160 104	1.5 mm
105 160 105	1.6 mm
105 160 106	1.7 mm
105 160 107	1.8 mm
105 160 108	1.9 mm
105 160 109	2.1 mm
105 160 110	2.3 mm
105 160 111	2.8 mm

Wall brackets for canisters





Stainless steel.
Mounting holes 8.5 mm

R+M Nr.	H x W x D	
105 000 001	160 x 250 x 210	1.2
105 000 002	200 x 285 x 310	2.0

ST-160 wall mount



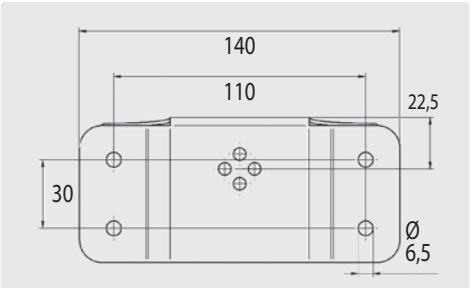

Stainless steel. Incl. fastening material for the injector.
Fits for ST-160+161 and 166

R+M Nr.
200 160 160

easyfoam365+ injectors

Injectors ST-160 with metering valve ST-161



Coupling ST-45-250 stainless steel : plug ST-45-250 stainless steel. Injector with metering valve ST-161, suction hose 2,000 mm and suction filter ST-31. Max. 250 bar / 90 °C

R+M Nr.	D
200 160 846	1.3 mm
200 160 847	1.4 mm
200 160 848	1.5 mm
200 160 849	1.6 mm
200 160 850	1.7 mm
200 160 851	1.8 mm
200 160 854	2.1 mm
200 160 855	2.2 mm
200 160 856	2.3 mm



Coupling ST-45-250 nickel-plated brass : plug ST-45-250 zinc-plated steel. Injector with metering valve ST-161, suction hose 2,000 mm and suction filter ST-31. Max. 250 bar / 90 °C

R+M Nr.	D
200 160 861	1.3 mm
200 160 862	1.4 mm
200 160 863	1.5 mm
200 160 864	1.6 mm
200 160 865	1.7 mm
200 160 866	1.8 mm
200 160 869	2.1 mm
200 160 870	2.2 mm
200 160 871	2.3 mm



M22 F : M22 M. Injector with metering valve ST-161, suction hose 2,000 mm and suction filter ST-31.
Max. 350 bar / 90 °C

R+M Nr.	D
200 160 804	1.3 mm
200 160 800	1.4 mm
200 160 801	1.5 mm
200 160 802	1.6 mm
200 160 805	1.7 mm
200 160 806	1.8 mm
200 160 809	2.1 mm
200 160 810	2.2 mm
200 160 811	2.3 mm

Injectors ST-160



Coupling ST-45-250 nickel-plated brass : plug ST-45-250 stainless steel. Injector ST-160 with metering valve ST-161, suction hose 2,000 mm and suction filter ST-31. Max. 250 bar / 90 °C

R+M Nr.	D
200 160 616	1.8 mm : 2.3 mm
200 160 615	1.7 mm : 2.3 mm
200 160 617	2.2 mm : 2.8 mm

easyfoam365+ bypass injectors ST-167



Coupling ST-45-250 stainless steel : plug ST-45-250 stainless steel. Injector ST-167 with metering valve ST-161, suction hose 2,000 mm and suction filter ST-31. Max. 250 bar / 100 °C

R+M Nr.	D
200 167 855	1.8 mm : 2.3 mm



Coupling ST-45-250 nickel-plated brass : plug ST-45-250 stainless steel. Injector ST-167 with metering valve ST-161, suction hose 2,000 mm and suction filter ST-31. Max. 250 bar / 100 °C

R+M Nr.	D
200 167 850	1.8 mm : 2.3 mm
200 167 860	1.8 mm : 2.8 mm

Reference list manufacturer number to R+M number A

Manufacturer Nr.	R+M Nr.
640 124 4	200 160 616
640 124 4	200 160 615
640 124 6	200 160 617
640 124 2	200 167 850
640 124 3	200 167 855
640 124 7	200 167 860

R+M high quality spare parts are obtained from well-established manufacturers. As a rule they are not original spare parts. The original order numbers and the indication of other information are exclusively for your guidance and furthermore they are not intended for the general use (e.g. invoices addressed to end users). In case of mentioning the original order numbers in your orders it can not be assumed that the products ordered are original spare parts. Original spare parts are supplied when they are especially offered as those in our catalogue or in other mailing pieces such as special offers or newsletters.

Symbols D nozzle

easyfoam365+ foam injector ST-160.2

In order to produce foam with the ST-160.2 a foam lance without air intake is absolutely required. The air quantity needed for foaming is supplied by an additional connection positioned at the injector. The use of a spray gun with large cross section areas such as for example ST-2720, ST-2725, ST-3100 or ST-3300 with suitable lances and foam hoses (blufood) is recommended.

The injector is especially designed for low and medium pressure applications from a water inlet pressure of 5 bar and it generates an excellent foam when being provided with the required quantity of compressed air.

Injector chemically resistant stainless steel 1.4305 / AISI 304. Injector with metering valve ST-161, compressed air connection and wall bracket. Inlet / outlet 1/2" F.
Max. 350 bar / 90 °C



easyfoam365+

R+M Nr.	D
200 160 650	030
200 160 651	035
200 160 652	040
200 160 653	045
200 160 654	055
200 160 655	060
200 160 656	070
200 160 657	080
200 160 658	085
200 160 659	090
200 160 660	100
200 160 661	110
200 160 662	120
200 160 663	125
200 160 664	140
200 160 665	150
200 160 666	180

easyfoam365+ foam injector ST-160.3

ST-160.3 – injector for large water quantities and high dosages

The stainless steel injector features three pairs of injector and nozzle in one housing which can be configured independently. This enables numerous metering and foam applications.

Since each pair of nozzles has its own chemical inlet, different chemicals can also be mixed in different ratios.

In the low-pressure range, flow rates of up to 20 l/min can be realised. This is why, the injector is suitable for quick and easy filling of scrubber dryer while up to 5 l/min of cleaning agent can be added.

In the high-pressure range, water quantities of more than 100 l/min can be realised without any problems. For example, fixed or mobile foam arches, such as required for cleaning the inside of tunnels, can be operated with a large number of foam nozzles.

In order to produce large foam quantities in the low-pressure range, the injector is provided with an compressed air connection.

Injector chemically resistant stainless steel 1.4305 / AISI 304. Injector with compressed air connection and wall bracket. Inlet / outlet 1/2" F.
Max. 350 bar / 90 °C



easyfoam365+

R+M Nr.	D
200 160 301	075
200 160 302	090
200 160 303	105
200 160 304	120
200 160 305	135
200 160 306	165
200 160 307	180
200 160 308	210
200 160 309	240
200 160 310	255
200 160 311	270
200 160 312	300
200 160 313	330
200 160 314	360
200 160 315	375
200 160 316	420
200 160 317	450
200 160 318	540

Symbols D nozzle C colour inlet outlet

Intake manifold

easyfoam365 + **Intake manifold ST-163.1**

new



Intake manifold for **easy**foam365 + injectors.
4 color-coded suction options. Control by turning the rotating part.
Including O-ring and 4 sets of dosing nozzles

R+M Nr.	D
200 163 185	4 sets of dosing nozzles

new





Repair-Kit

R+M Nr.
200 163 187

Sample application intake manifold:
Here the control for the chemical suction.
The intake manifold can be installed horizontally, vertically and in any position.

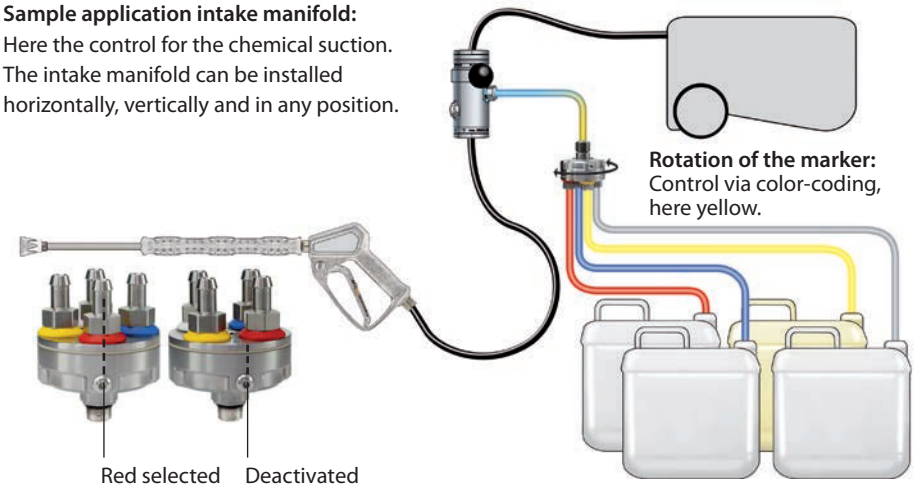

Rotation of the marker:
Control via color-coding, here yellow.

Red selected Deactivated

Deactivation of the suction when the marking is in the middle between two nozzles.

Rotation of the marker:
Control via color-coding, here red.

Direct connection to ST-167/168: Use 200 163 186 adapter.

Intake manifold ST-163.1 accessories

new



Stainless steel wall bracket for intake manifold

R+M Nr.
040 004 013

new



Stainless steel hose barb for intake manifold.
Also for mounting on the wall bracket

R+M Nr.
040 003 590



new



Stainless steel adapter for intake manifold.
Incl. O-ring. For mounting on the **easy**foam365 + injectors ST-167 / ST-168

R+M Nr.
200 163 186

Symbols D nozzle

Accessories injectors

Return valves



Hose tail : M14 M. V2A.
With o-ring

R+M Nr.
200 163 350



1/4" M : M14 M. V2A.
With o-ring

R+M Nr.
200 163 356



1/4" M : M18 M. (ST-164).
With o-ring

R+M Nr.
200 164 366



O-rings

R+M Nr.	
050 000 264	2.9 x 1.78
050 000 300	10.82 x 1.78



Hose tail 9 mm : M14 M.
V4A Extreme.
Highest chemical resistance.
With o-ring

R+M Nr.
200 163 351



1/4" M : M14 M. V4A Extreme.
Highest chemical resistance.
With o-ring

R+M Nr.
200 163 352



O-rings.
Highest chemical resistance

R+M Nr.	
050 001 450	2.9 x 1.78
050 000 302	10.82 x 1.78

Plug



M14 M. Compressed air connection (ST-160.2/ST-160.3/ST-162/ST-167/ST-168). Without o-ring

R+M Nr.
040 003 625



M18 M. Compressed air connection (ST-164).
With o-ring

R+M Nr.
200 164 345

Ultra High Pressure Filter

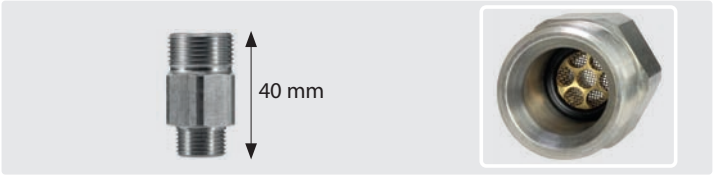

Stainless steel with brass mesh holder and stainless steel strainer. Suitable as inlet water filter for ST-164. Max. 400 bar / 100 °C

R+M Nr.		
200 163 100	M 22 M	3/8" M

Two component inlet



M14 M. : M14 F : M14 F. V2A. (ST-160/ST-160.2/ST-160.3/ST-162/ST-164/ST-166/ST-167/ST-168). With o-rings

R+M Nr.
200 164 355



Rep. Kit. 2 x 2 O-rings

R+M Nr.
200 164 365

Accessories injectors

Metering valves ST-161



Hose tail 9 mm : M14 M. Metering valve ST-161 suitable for being refitted in **easy**foam365+ injectors (ST-160/ST-162/ST-164/ST-166/ ST-167/ST-168)

R+M Nr.	C
200 161 500	blue (FKM)



Hose tail 9 mm : M14 M. Metering valve ST-161 suitable for being refitted in **easy**foam365+ injectors (ST-160/ST-162/ST-164/ST-166/ ST-167/ ST-168)

R+M Nr.	C
200 161 515	grey (EPDM)



Hose tail 9 mm : hose tail 9 mm. Panel mount is possible

R+M Nr.	C
200 161 510	blue (FKM)

Compressed air module ST-163



Hose tail 9 mm : 1/2" M swivel : 1/2" F. Stainless steel.
For injection of compressed air.
Max. 350 bar / 60 °C

R+M Nr.
200 163 450



1/4" M : 1/2" M swivel : 1/2" F. Stainless steel.
For injection of compressed air.
Max. 350 bar / 60 °C

R+M Nr.
200 163 451

Compressed air module ST-164



1/4" F : M18 M. Compressed-air module (ST-164) for automatic shut-off of compressed-air supply when water supply is switched off

R+M Nr.
200 164 370

Ring for suction marking



Plastic. Grey.
For compressed air

R+M Nr.
020 005 108



Plastic. Red.
For foaming agents

R+M Nr.
020 005 101



Plastic. Blue.
For foaming agents

R+M Nr.
020 005 100



Plastic. Yellow.
For disinfectant

R+M Nr.
020 005 105

Accessories injectors

Exchangeable nozzle inserts



Stainless steel V2A. Excl. o-rings

R+M Nr.	D	VPE
040 004 705	0.5 mm	1
040 004 706	0.6 mm	1
040 004 707	0.7 mm	1
040 004 708	0.8 mm	1
040 004 709	0.9 mm	1
040 004 710	1.0 mm	1
040 004 711	1.1 mm	1
040 004 712	1.2 mm	1
040 004 713	1.3 mm	1
040 004 714	1.4 mm	1
040 004 715	1.5 mm	1
790 041 010	o-rings	10



Stainless steel V4A. Excl. o-rings

R+M Nr.	D	VPE
040 004 803	0.30 mm	1
040 004 813	0.35 mm	1
040 004 804	0.40 mm	1
040 004 805	0.50 mm	1
050 001 450	o-ring	1



Plastic. 10 nozzle inserts
(0.5 - 2.0 mm).
Incl. o-rings
Incl. o-rings

R+M Nr.
200 163 340



Plastic. 9 nozzle inserts (0.5 - 1.5 mm).
Incl. o-rings.
Incl. 1 insert without hole

R+M Nr.
200 163 335

Diffusor nozzles



Stain. steel. Diffusor nozzle screwable

R+M Nr.	D
040 003 514	1.4
040 003 517	1.7
040 003 521	2.0
040 003 523	2.3
040 003 528	2.8
040 003 532	3.2

Injector nozzles



Stain. steel. Injector nozzle screwable

R+M Nr.	D
040 003 641	1.1
040 003 642	1.2
040 003 643	1.3
040 003 644	1.4
040 003 645	1.5
040 003 646	1.6
040 003 647	1.7
040 003 648	1.8
040 003 649	1.9
040 003 650	2.0
040 003 651	2.1
040 003 652	2.2
040 003 653	2.3
040 003 654	2.4
040 003 655	2.5
040 003 656	2.6
040 003 657	2.7
040 003 658	2.8



Stain. steel. Injector nozzle plug-in

R+M Nr.	D
040 003 534	1.2
040 003 535	1.3
040 003 536	1.4
040 003 537	1.5
040 003 538	1.6
040 003 539	1.7
040 003 541	1.8
040 003 542	1.9
040 003 543	2.0
040 003 544	2.1
040 003 546	2.2
040 003 547	2.3
040 003 548	2.4
040 003 531	2.5
040 003 549	2.8

Pressure regulator



1/4" F. 0.5 -10 bar. 1/8" F pressure gauge. Connection for compressed air (ST-164 and ST-168)

R+M Nr.
150 008 010

Metering valves



Hose tail 9 mm : 1/4" F. V4A extreme. Highest resistance to chemistry

R+M Nr.
200 163 300

Operating cylinder



ST-167 / ST-168. Stainless steel

R+M Nr.
200 168 491

Seal kit for operating cylinder



Operating cylinder. FEPM

R+M Nr.
200 168 489

Repair Kit ST-164



Kit ST-164

R+M Nr.
200 164 490

Repair Kit ST-164



Kit for stopper ST-164

R+M Nr.
200 164 485

Symbols D nozzle VPE packing unit C colour

Accessories injectors

Reinforced PVC hoses clear



For compressed air or chemicals.
Max. 60 °C

Per metre

R+M Nr.	DN	
306 55	9	3

Complete rolls

R+M Nr.	DN	↔	
306 550 50	9	50 m	3

Reinforced PVC hoses blue



For foaming agent. Blue.
Max. 60 °C

Per metre

R+M Nr.	DN	
080 000 310	9	3

Complete rolls

R+M Nr.	DN	↔	
306 560 50	9	50 m	3

Reinforced PVC hoses yellow



For desinfectant. Yellow.
Max. 60 °C

Per metre

R+M Nr.	DN	
080 000 320	9	3

Complete rolls

R+M Nr.	DN	↔	
306 570 50	9	50 m	3

Trolley



» Multifunctional trolley for foam and disinfection units
» Stainless steel. Trolley with two grey and non-fading wheels
» Manoeuvrable and easy to handle such as a sack truck
» Open space for placing the canister, thus ensuring an unhindered discharge of spilled liquids
» Ergonomic plastic handle strip which is easily unscrewable for the food industry
» Two laterally attached lance holder
» Sufficient space for 2 container with chemicals comprising up to 25 kg each.
» H x W x D 1,150 x 540 x 620 mm

R+M Nr.	
710 000 163 389	14,0



» Trolley for foam units
» Stainless steel. Trolley with two grey and non-fading wheels as well as one grey guide roll.
» Two laterally attached lance holder
» Space for two container with chemicals comprising up to 30 kg each.
» H x W x D 1,080 x 680 x 760 mm

R+M Nr.	
200 163 389	20.5

Wall bracket for injectors



for ST-164, ST-167, ST-168, ST-160.2, ST-160.3, ST-162 panelversion

R+M Nr.
200 168 420

Wall brackets for canisters



Stainless steel. Mounting holes 8.5 mm

R+M Nr.	H x W x D	
105 000 001	160 x 250 x 210	1.2
105 000 002	200 x 285 x 310	2.0

easyfoam365+ bypass injectors ST-167 without compressed air module

easyfoam365+ product line has been enlarged

The injectors completely made out of stainless steel make it possible to open two cross section areas (50 mm² each) in order to guarantee a smooth use without drop in pressure when washing/rinsing. This ensures that the injector can be permanently kept in the high pressure line, also at the time when large water quantities are used e.g. in the agriculture or food industry. The cleaning capacity when cleaning and rinsing is not affected at all. A lever makes it possible to change from the cleaning and rinsing mode into injector operation. When using the cleaning mode, there are two bore holes guiding the high pressure water parallel to the injector (bypass mode). When using the injector the available water quantity is guided through the injection area.

In combination with a foam lance (ST-72, ST-74 oder ST-75), an adjustable or a triple nozzle the **easy**foam365+ injector ST-167 can suck in chemicals by means of the integrated check valve made out of stainless steel. It depends on the chosen nozzle whether the chemical can also be sprayed on or foamed. The foaming covers large areas and a long exposure time is guaranteed. One further advantage of the foam cleaning is that already covered surfaces are easily seen.

The **easy**foam365+ injector which is available in the nozzle size of 1.2 - 2.8 mm meets the requirements in every field of application in the professional cleaning industry. The dosing is adjusted by one of the 10 nozzle inserts which are included in the consignment. As an alternative there are also versions with the infinitely variable dosing unit ST-161 available.

The connection for chemicals equipped with an integrated check valve and an intake for the nozzle inserts has a hose tail for chemical suction hoses being 9 mm in diameter in order to suck in especially viscous fluids. The direction of flow is marked with arrows to guarantee a smooth installation.

easyfoam365+ **bypass injectors ST-167**



1/2" F : 1/2" F : hose tail 9 mm. The chemical dosing is adjusted by 10 exchangeable nozzle inserts (0.5 - 2.0 mm).
Max. 350 bar / 100 °C

1/2" F : 1/2" F : hose tail 9 mm. The chemical dosing is adjusted by 10 exchangeable nozzle inserts (0.5 - 2.0 mm).
Max. 500 bar / 100 °C



1/2" F : 1/2" F : hose tail 9 mm. Injector ST-167 with metering valve ST-161.
Max. 350 bar / 100 °C



1/2" F : 1/2" F : hose tail 9 mm. Injector ST-167 with metering valve extreme.
Max. 350 bar / 100 °C

R+M Nr.	D
200 167 500	1.2 mm
200 167 501	1.3 mm
200 167 502	1.4 mm
200 167 503	1.5 mm
200 167 504	1.6 mm
200 167 505	1.7 mm
200 167 506	1.8 mm
200 167 507	1.9 mm
200 167 508	2.0 mm
200 167 509	2.1 mm
200 167 510	2.2 mm
200 167 511	2.3 mm
200 167 512	2.4 mm
200 167 513	2.5 mm
200 167 516	2.8 mm

R+M Nr.	D
200 167 500 5	1.2 mm
200 167 501 5	1.3 mm
200 167 502 5	1.4 mm
200 167 503 5	1.5 mm
200 167 504 5	1.6 mm
200 167 505 5	1.7 mm
200 167 506 5	1.8 mm
200 167 507 5	1.9 mm
200 167 508 5	2.0 mm
200 167 509 5	2.1 mm
200 167 510 5	2.2 mm
200 167 511 5	2.3 mm
200 167 512 5	2.4 mm
200 167 513 5	2.5 mm
200 167 516 5	2.8 mm

R+M Nr.	D
200 167 600	1.2 mm
200 167 601	1.3 mm
200 167 602	1.4 mm
200 167 603	1.5 mm
200 167 604	1.6 mm
200 167 605	1.7 mm
200 167 606	1.8 mm
200 167 607	1.9 mm
200 167 608	2.0 mm
200 167 609	2.1 mm
200 167 610	2.2 mm
200 167 611	2.3 mm
200 167 612	2.4 mm
200 167 613	2.5 mm
200 167 616	2.8 mm

R+M Nr.	D
200 167 630	1.2 mm
200 167 631	1.3 mm
200 167 632	1.4 mm
200 167 633	1.5 mm
200 167 634	1.6 mm
200 167 635	1.7 mm
200 167 636	1.8 mm
200 167 637	1.9 mm
200 167 638	2.0 mm
200 167 639	2.1 mm
200 167 640	2.2 mm
200 167 641	2.3 mm
200 167 642	2.4 mm
200 167 643	2.5 mm
200 167 644	2.8 mm

Symbols D nozzle ↔ length wall thickness DN nominal diameter weight (kg)

Assembly scheme easyfoam365+ bypass injectors ST-167 without compressed air module



easyfoam365+ bypass injector ST-167 with hose tail 9 mm



easyfoam365+ bypass injector ST-167 with metering valve ST-161 and hose tail 9 mm

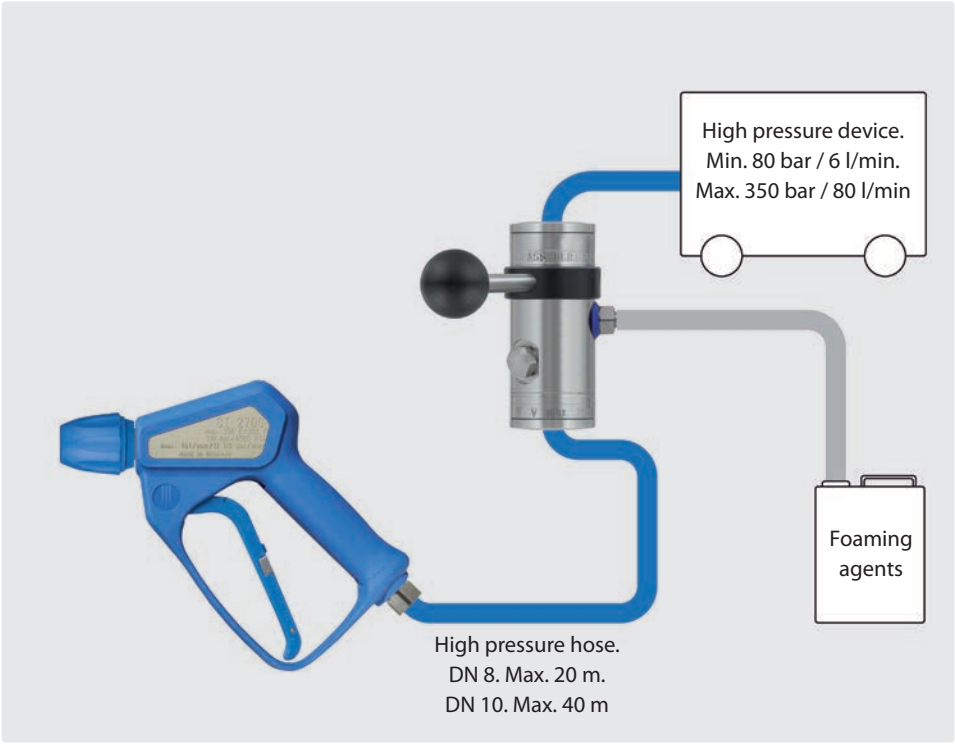



Symbols D nozzle inlet outlet

easyfoam365+ bypass injectors ST-168 with compressed air module

easyfoam365+ product line has been enlarged

The injectors completely made out of stainless steel make it possible to open two cross section areas (50 mm² each) in order to guarantee a smooth use without drop in pressure when washing/rinsing. This ensures that the injector can be permanently kept in the high pressure line, also at the time when large water quantities are used e.g. in the agriculture or food industry. The cleaning capacity when cleaning and rinsing is not affected at all. A lever makes it possible to change from the cleaning and rinsing mode into injector operation. When using the cleaning mode, there are two bore holes guiding the high pressure water parallel to the injector (bypass mode). When using the injector the available water quantity is guided through the injection area.

In order to produce foam a foam lance without air intake is absolutely required. The air quantity needed for foaming is supplied by an additional connection positioned at the injector. The use of a spray gun with large cross section areas such as for example ST-2720, ST-2725, ST-3100 or ST-3300 with suitable lances and foam hoses (blufood) is recommended. The injector ST-168 is especially designed for low and medium pressure applications from a water inlet pressure of 5 bar and it generates an excellent foam when being provided with the required quantity of compressed air.

The **easy**foam365+ injector which is available in the nozzle size of 1.2 - 2.8 mm meets the requirements in every field of application in the professional cleaning industry. The dosing is adjusted by one of the 10 nozzle inserts which are included in the consignment. As an alternative there are also versions with the infinitely variable dosing unit ST-161 available.

The connection for chemicals equipped with an integrated check valve and an intake for the nozzle inserts has a hose connector for chemical suction hoses being 9 mm in diameter in order to suck in especially viscous fluids. The direction of flow is marked with arrows to guarantee a smooth installation.

easyfoam365+ **bypass injectors ST-168**



1/2" F : 1/2" F.
Injector ST-168 with hose tail 9 mm and compressed air module (hose tail 9 mm).
The chemical dosing is adjusted by 10 exchangeable nozzle inserts (0.5 - 2.0 mm).
Max. 350 bar / 100 °C

R+M Nr.	D
200 168 500	1.2 mm
200 168 505	1.3 mm
200 168 515	1.4 mm
200 168 525	1.5 mm
200 168 535	1.6 mm
200 168 545	1.7 mm
200 168 555	1.8 mm
200 168 605	1.9 mm
200 168 615	2.0 mm
200 168 625	2.1 mm
200 168 635	2.2 mm
200 168 645	2.3 mm
200 168 650	2.4 mm
200 168 655	2.5 mm
200 168 660	2.8 mm



1/2" F : 1/2" F.
Injector ST-168 with metering valve ST-161 and compressed air module (hose tail 9 mm).
Max. 350 bar / 100 °C

R+M Nr.	D
200 168 600	1.2 mm
200 168 601	1.3 mm
200 168 602	1.4 mm
200 168 603	1.5 mm
200 168 604	1.6 mm
200 168 613	1.7 mm
200 168 606	1.8 mm
200 168 607	1.9 mm
200 168 608	2.0 mm
200 168 609	2.1 mm
200 168 610	2.2 mm
200 168 611	2.3 mm
200 168 612	2.4 mm
200 168 616	2.5 mm
200 168 617	2.8 mm

easyfoam365+ Injector ST-162 panel mount version of ST-167/168



3/8" F: 1/2" F.
Hose tail 9 mm.
Injector ST-162 incl. 10 exchangeable nozzle inserts (0.5 - 2.0 mm) for regulation of chemical dosing.
Improved foam characteristics due to symmetric air blow-in around the diffusor nozzle.
Max. 350 bar / 100 °C

R+M Nr.	D
200 162 500	1.2 mm
200 162 501	1.3 mm
200 162 502	1.4 mm
200 162 503	1.5 mm
200 162 504	1.6 mm
200 162 505	1.7 mm
200 162 506	1.8 mm
200 162 507	1.9 mm
200 162 508	2.0 mm
200 162 509	2.1 mm
200 162 510	2.2 mm
200 162 511	2.3 mm
200 162 512	2.4 mm
200 162 513	2.5 mm
200 162 514	2.8 mm

Assembly scheme easyfoam365+ bypass injectors ST-168 with compressed air module



Bypass injector ST-168 with hose tail 9 mm and compressed air module (hose tail 9 mm).



Bypass injector ST-168 with metering valve ST-161 & compressed air module (hose tail 9 mm).

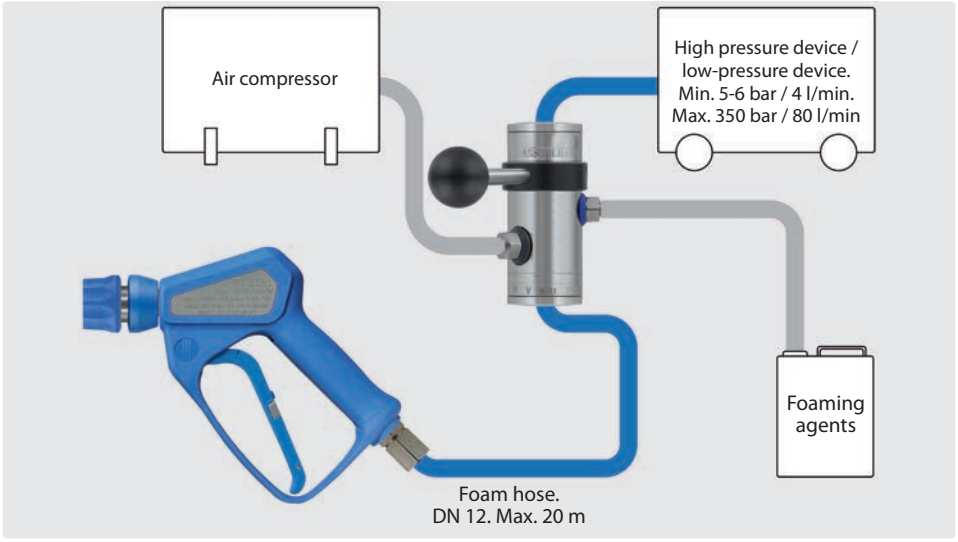



Have you already known? ...that our bypass injector ST-168 can also be operated with water line pressure.

The compressed air-driven **easy**foam365+ bypass injectors of the series ST-168 are designed for foam applications with medium pressure units (10 to 50 bar) in the field of the food industry. The **easy**foam365+ bypass injector ST-168 is a real alternative especially for smaller companies such as farmers or fish breeding companies which are selling the goods ex farmyard. These smaller companies have to stick to the existing hygiene standards such as larger firms, but they are reasonably shy at the great investment volume for a medium pressure unit.

By means of only water line pressure - 5 bar flow pressure - and the appropriate accessories for the spraying unit - hose with big nominal width, ball valve 203 100 200 and suitable foam lance 203 100 630 an excellent foam quality is reached.
When switching the lever from the injector operation into cleaning and rinsing mode the addition of cleaning agent and disinfectant is stopped and the fully available water quantity passes the bypass injector nearly without any drop in pressure.

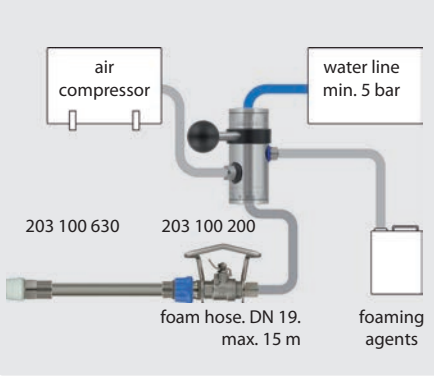

easyfoam365+ foam and disinfectant units ST-164

Field of application: Designed for the cleaning of vehicles carrying cattle, food, frozen foods and fish in order to avoid bacterial spread. Also suitable for cleaning milking parlours and applicable in cattle bredding, piggery, poultry farming and in the pisciculture.

The foam device is a combination made out of stainless steel and special high performance plastics. The addition of one out of two connected chemicals is determined by positioning the lever.
All versions are suitable for the addition in low pressure from approx. 5 bar up to max. 350 bar.
When being operated in rinsing function up to 60 l/min pass through the unit without any drop in pressure.

In combination with a foam lance (ST-72, ST-74 or ST-75), an adjustable or a triple nozzle the ST-164 injector can suck in chemicals by means of the integrated check valve made out of stainless steel and spray them on or foam them depending on the chosen nozzle.

The injector has an optional compressed air connection in order to supply the required air quantity for foaming already in the injector unit.
For the application of foam a foam lance without air intake is absolutely required. The use of a spray gun with large cross section areas such as for example ST-2720, ST-2725, ST-3100 or ST-3300 with suitable lances and foam hoses (blufood) is recommended.

The injector is especially designed for low and medium pressure applications from a water inlet pressure of 5 bar and it generates an excellent foam when being provided with the required quantity of compressed air.

The ST-164 injector is available in the nozzle size of 1.2 - 2.8 mm.
The dosing is adjusted by one of the 10 nozzle inserts which are included in the consignment. The connection for chemicals is equipped with an integrated check valve.

Injectors without compressed air module



3/8" F : 1/2" F : 2 x hose tail 9 mm. The chemical dosing is adjusted by 2 x 10 exchangeable nozzle inserts (0.5 - 1.5 mm).
Max. 350 bar / 100 °C

R+M Nr.	D
200 164 500	1.3 mm
200 164 502	1.4 mm
200 164 503	1.5 mm
200 164 504	1.6 mm
200 164 505	1.7 mm
200 164 506	1.8 mm
200 164 507	1.9 mm
200 164 508	2.0 mm
200 164 509	2.1 mm
200 164 510	2.2 mm
200 164 511	2.3 mm
200 164 512	2.4 mm
200 164 513	2.5 mm
200 164 514	2.8 mm

Injectors with compressed air module



3/8" F : 1/2" F : 2 x Hose tail 9 mm : compressed air module (1/4" M). The chemical dosing is adjusted by 2 x 10 exchangeable nozzle inserts (0.5 - 2 mm). Max. 350 bar / 100 °C

R+M Nr.	D
200 164 580	1.3 mm
200 164 582	1.4 mm
200 164 583	1.5 mm
200 164 584	1.6 mm
200 164 585	1.7 mm
200 164 586	1.8 mm
200 164 587	1.9 mm
200 164 588	2.0 mm
200 164 589	2.1 mm
200 164 590	2.2 mm
200 164 591	2.3 mm
200 164 592	2.4 mm
200 164 593	2.5 mm
200 164 594	2.8 mm

Injectors with compressed air module



3/8" F : 1/2" F : 2 x Hose tail 9 mm : compressed air module (1/4" M). The chemical dosing is adjusted by the metering valve ST-161.
Max. 350 bar / 100 °C

R+M Nr.	D
200 164 600	1.3 mm
200 164 602	1.4 mm
200 164 603	1.5 mm
200 164 604	1.6 mm
200 164 605	1.7 mm
200 164 606	1.8 mm
200 164 607	1.9 mm
200 164 608	2.0 mm
200 164 609	2.1 mm
200 164 610	2.2 mm
200 164 611	2.3 mm
200 164 612	2.4 mm
200 164 613	2.5 mm
200 164 614	2.8 mm

Symbols D nozzle

Assembly scheme easyfoam365+ injectors ST-164 without compressed air module

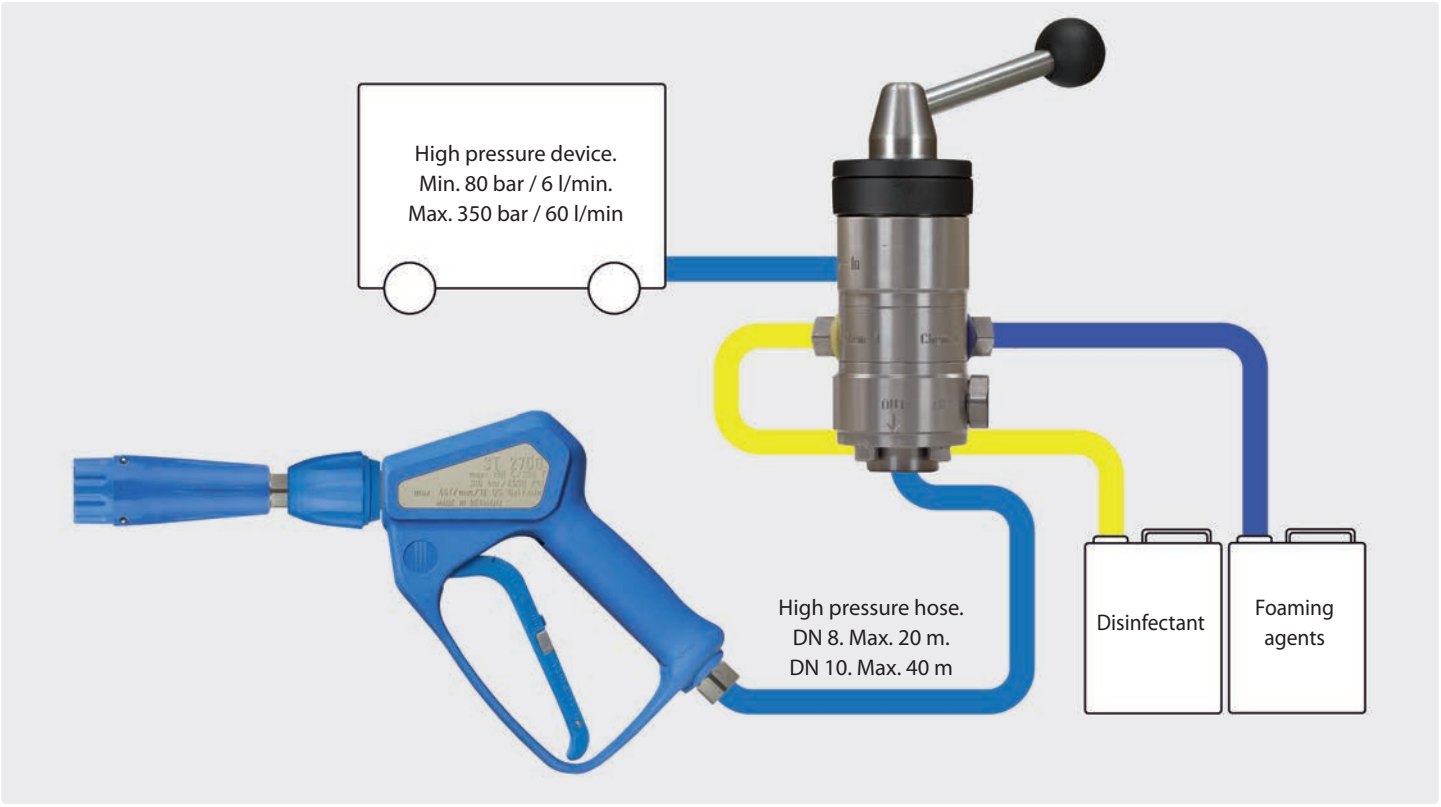

Assembly scheme easyfoam365+ injectors ST-164 with compressed air module

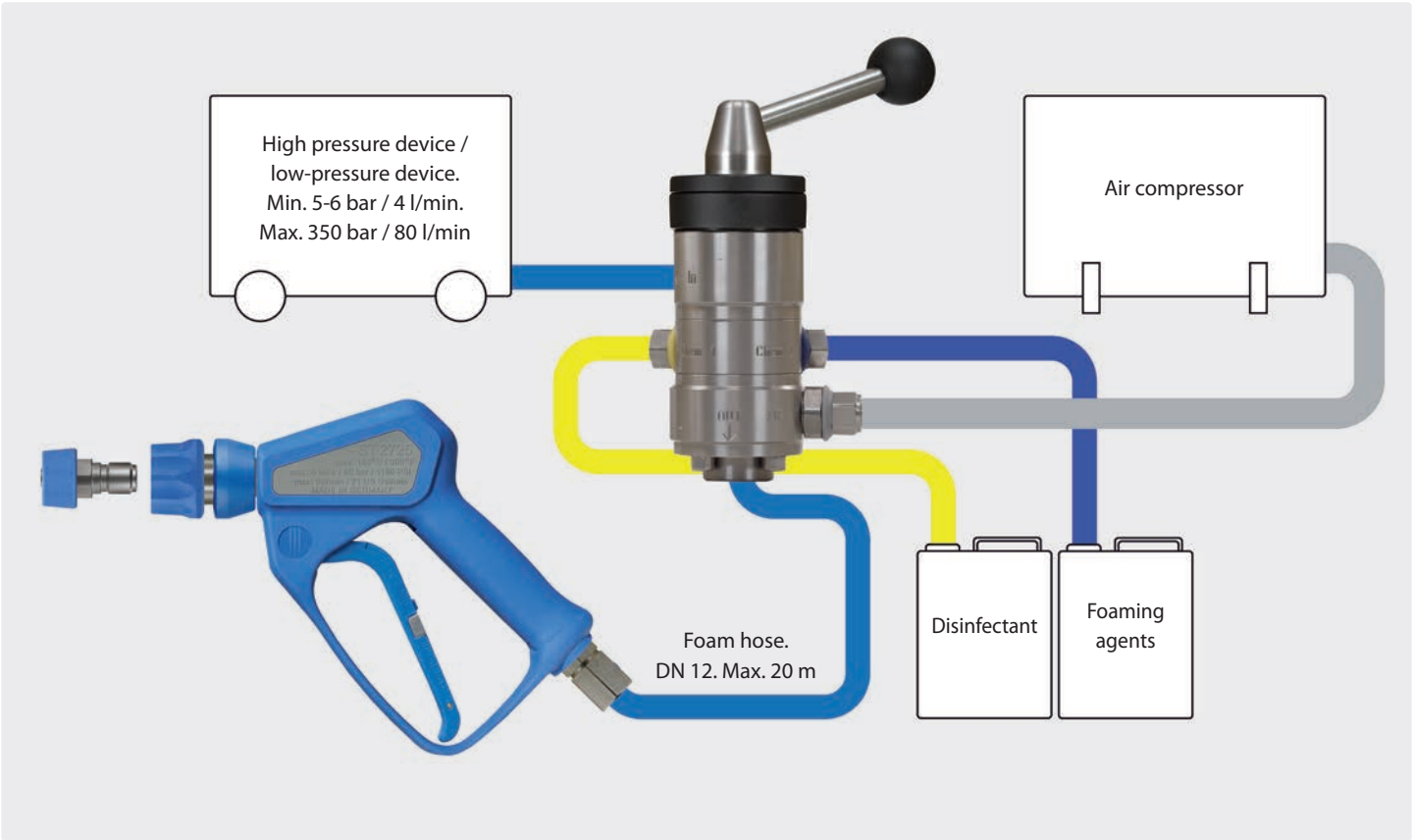

easyfoamer ST-73.1 foam injector lances

Our easyfoamer **ST-73.1 realizes an ideal mixing of air and cleaning agent, thus succeeding an ideal foam result.**

Rely on:

» a completely stainless steel and non-corrosive injector unit
» the highest grade of chemical resistance
» 5 defined dosing positions
» 1 l and 2 l bottles
» vertical or horizontal spray pattern
» patent pending
» max. 300 bar / 80 °C



1/4" F. Foam injector lance with regulator and bottle. Max. 300 bar / 80 °C

R+M Nr.	D	
200 073 750	1.25	1 l
200 073 900	1.50	1 l



1/4" F. Foam injector lance with regulator and bottle. Max. 300 bar / 80 °C

R+M Nr.	D	
200 073 755	1.25	2 l
200 073 910	1.80	2 l
200 073 950	2.10	2 l

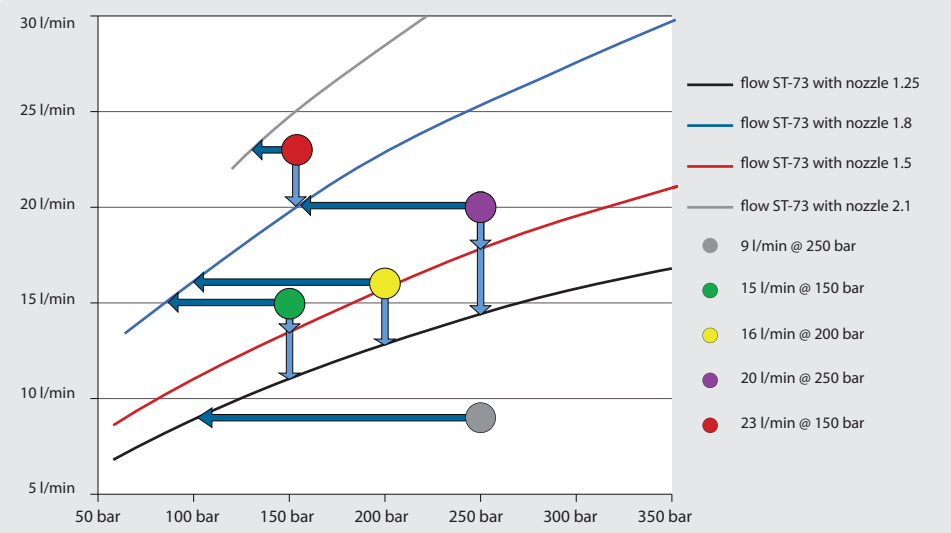



M22 M. Foam injector lance with regulator and bottle. Max. 300 bar / 80 °C

R+M Nr.	D	
200 073 512	1.25	1 l
200 073 514	1.25	2 l
200 073 614	1.80	2 l



Bayonet K. Brass. Foam injector lance with regulator and bottle.
Max. 300 bar / 80 °C

R+M Nr.	D	
200 073 524	1.25	1 l
200 073 526	1.25	2 l
200 073 626	1.80	2 l



Plug KW. Foam injector lance with regulator and bottle. Max. 300 bar / 80 °C

R+M Nr.	D	
200 073 528	1.25	1 l
200 073 530	1.25	2 l
200 073 640	1.50	2 l
200 073 630	1.80	2 l
200 073 631	2.10	2 l



Plug KR. Foam injector lance with regulator and bottle. Max. 300 bar / 80 °C

R+M Nr.	D	
200 073 751	1,25	1

Symbols D nozzle volume

easyfoamer ST-73.1 foam injector lances



Bayonet K. Plastic. Foam injector lance with regulator and bottle.
Max. 180 bar / 80 °C

R+M Nr.	D	
200 073 536	1.25	1 l
200 073 538	1.25	2 l
200 073 638	1.80	2 l



M22 F. Foam injector lance with regulator and bottle.
Max. 300 bar / 80 °C

R+M Nr.	D	
200 073 516	1.25	1 l
200 073 518	1.25	2 l
200 073 618	1.80	2 l



M22 F swivel. Foam injector lance with regulator and bottle.
Max. 300 bar / 80 °C

R+M Nr.	D	
200 073 520	1.25	1 l
200 073 522	1.25	2 l
200 073 622	1.80	2 l



ST-247. Foam injector lance with regulator and bottle.
Max. 300 bar / 80 °C

R+M Nr.	D	
200 073 760	1.25	1 l
200 073 761	1.50	1 l
200 073 762	1.25	2 l
200 073 764	1.80	2 l
200 073 765	2.10	2 l

easyfoamer ST-73.2 foam injector lances

Our latest innovation realizes an ideal mixing of air and cleaning agent, thus succeeding an ideal foam result - the new addition to the easyfoam365+ **family!**

Rely on:
» **ideal for high flow applications**
» **without foam pad**
» a completely stainless steel and non-corrosive injector unit
» the highest grade of chemical resistance
» 5 defined dosing positions
» 2 l bottle
» vertical or horizontal spray pattern
» patent pending
» max. 300 bar / 80 °C

Don`t lose any more time and feel invited to test it now!



1/4" F. Foam injector lance with regulator and bottle. Without foam pad. Max. 300 bar / 80 °C

R+M Nr.	D	
200 073 906	1.50	2 l
200 073 916	1.80	2 l
200 073 956	2.10	2 l

Accessories easyfoamer ST-73.1 & ST-73.2



Bottle 1 liter

R+M Nr.
020 073 513



Bottle 2 liter

R+M Nr.
020 073 520



Nozzles

R+M Nr.	D
040 073 512	1.5 *
040 073 513	2.1 **



Foam pad (ST-73.1)

R+M Nr.	VPE
540 500 09	1
540 500 10	10
540 500 11	100



Cover blue for 1 and 2 liter

R+M Nr.
020 073 522



Wall bracket.
Stainless steel.
68 mm x 95 mm.
Incl. mounting parts

R+M Nr.
200 073 425



Bottle adapter

R+M Nr.
020 073 530

* Replacement only for ST-73.1 & ST-73.2 with nozzles 1.25. ** Replacement only for ST-73.1 & ST-73.2 with nozzles 1.80

Foam injector lances

LS3 foam injector lances



Lance with regulator and bottle. Max. 180 bar / 60 °C / 12 l/min

R+M Nr.	D	G	1 l
540 500	1.25	1/4" F	1 l
540 505	1.25	M22 F	1 l
540 502	1.25	M22 M	1 l
540 506	1.25	plug KW	1 l
540 503	1.25	bayonet K brass	1 l
540 504	1.25	bayonet K PVC	1 l



Foam pad

R+M Nr.
540 500 09



Bottles for LS3

R+M Nr.	G	1 l
540 500 25	LS3	1 l

LS10 foam injector lances



Lance with regulator and bottle. Max. 200 bar / 65 °C / 25 l/min

R+M Nr.	D	G	1 l
540 35	1.5	3/8" M	1 l
540 352	1.5	3/8" M	2 l
540 40	1.5	M22 M	1 l
540 402	1.5	M22 M	2 l
540 355	1.5	plug KW	1 l
540 355 2	1.5	plug KW	2 l



Bottles for LS10

R+M Nr.	G	1 l
540 351	LS10	1 l
540 352 1	LS10	2 l



Lance with regulator D 1.5. Max. 200 bar / 65 °C / 25 l/min

R+M Nr.	G
540 30	3/8" M
540 300 8	1/4" F
540 300 1	M22 F
540 300	M22 M
540 300 3	ST-3100

Foam gun



Applications

Designed for applications with acidic and caustic cleaner, soaps, disinfectants, degreasing and softening agents. The field of application is very versatile.

- Food industry and canteen kitchen
- Sanitary facilities and swimming baths
- Cleaning of trucks, cars and other vehicles
- Garages and petrol stations
- Shops and workshops

The foam gun directly connected to the public water pipe produces a cleaning foam by means of foam injector. The water pressure sucks in the cleaning agent and air, both are being mixed to consistent foam, sprayed out via the spraying head and the foam wand. The cleaning agent can also purposely and automatically be diluted via a built-in proportioner so that the right mixture of chemical and water as foam can be chosen for the cleaning application.

Technical specifications

Water pressure 2.5 - 6 bar (for maximum accuracy 3 - 4 bar)
Output 5.5 l/min

Features

- Exceptional chemical resistance to acidic and caustic cleaner.
- Foam generating wand creates a thick clinging foam.
- Automatic dosing of chemicals.
- Durable polymer mixing head with stainless steel screws.
- Multi-ratio dial has 5 mixing settings and off.
- Gun is removable from quick coupling for clear rinsing with water.
- Easy filling by means of wide mouth.
- Only works with water pipe pressure.
- Suitable for all customary water couplings.
- Chemical container volume 1,000 ml.

Mixing Ratio

Multi-ratio dial has 5 mixing settings and off



A	B	C	D	E	0
1:128	1:64	1:32	1:20	1:10	off

R+M Nr.	O	1 l
106 996 500	incl. coupler plugs "universal"	1 l

Please use the backflow preventer (R+M Nr. 734 10) on page 26.

Symbols G inlet VPE packing unit D nozzle volume O thread

Disinfection cold fog device ST-83.1 / ST-83.2

The brand new ST-83.1 cold fog hand tool is ideal for small applications for fogging of disinfectants, odor neutralizers or insecticides and the ST-83.2 disinfection cold fogger is ideal for applications for fogging of disinfectants in large rooms.

» **Inexpensive** and safe application for hygienically germ-free cleaning of interiors to remove microorganisms, viruses and bacteria. Also for use on construction sites for dust deposition or mold removal
» **No inhalation of the disinfectant solution** as rooms do not have to be entered
» The finest nebulization of active ingredients comes into the smallest gaps and into the last corner
» **A compressed air connection is required:**
83.1: Inlet pressure 3 bar, 180-220 l / min.
83.2: Inlet pressure 3 bar, 200-400 l / min
» **Extremely productive use:** (e.g. 1 liter for rooms with 60 m^3, room size of approx. 25 m^2 or 5 - 7 vehicle compartments, 2 liters for rooms with 120 m^3, room size of approx. 50 m^2



Disinfection cold fog air device ST-83.1. For compressed air connection 3 bar, 180-220 l / min. Stainless steel / plastic

R+M Nr.	D	
200 083 500	0.7	1 l



Disinfection cold fog air device ST-83.2. For compressed air connection 3 bar, 200-400 l / min. Stainless steel / plastic

R+M Nr.	D	
200 083 550	0.7	2 l

ST-83.1 window bracket







WIth elastomer protection rings.
Stainless steel

R+M Nr.
200 083 400

ST-83 cold fog hand tool accessories

ST-83 adapter for canisters



For 5 - 30 liter canisters. Incl. 0.5 m clear PVC hose for suction of chemicals, DN 4

R+M Nr.
200 083 200

Exchangeable nozzle inserts



Plastic. 10 nozzle inserts (0.5 - 2.0 mm).
Incl. o-rings

R+M Nr.
200 163 340



Two different fog nozzle inserts are included.

Better swirling:
Particularly suitable in smaller rooms such as passenger compartments.





Larger throw range.
For the treatment of entire rooms or for targeted treatment at the air intake of ventilation systems.



Symbols inlet outlet D nozzle volume

Chemical spray guns ST-510 & lances

Chemical spray guns ST-510 with lances



1,000 - 2,000 mm. Spray gun with telescopic lance made out of stainless steel and nozzle holder without nozzle. Spray gun with stainless steel V4A / AISI 316 ball being resistant to chemicals. Max. 25 bar / 30 l/min / 50 °C

R+M Nr.		
200 510 600	nozzle holder	1/2" F



600 mm. Spray gun with lance made out of stainless steel and nozzle nut without nozzle. Spray gun with stainless steel V4A / AISI 316 ball being resistant to chemicals. Max. 25 bar / 30 l/min / 50 °C

R+M Nr.		
200 510 550	nozzle holder	1/2" F



300 mm. Spray gun with lance made out of stainless steel and nozzle nut without nozzle. Spray gun with stainless steel V4A / AISI 316 ball being resistant to chemicals. Max. 25 bar / 30 l/min / 50 °C

R+M Nr.		
200 510 560	nozzle holder	1/2" F



600 mm. Spray gun with lance made out of plastic and nozzle nut without nozzle. Spray gun with stainless steel V4A / AISI 316 ball being resistant to chemicals. Max. 25 bar / 30 l/min / 50 °C

R+M Nr.		
200 510 700	nozzle holder	1/2" F



600 mm. Spray gun with lance made out of plastic and nozzle nut without nozzle.
Spray gun with acid-resistant ball. Max. 25 bar / 30 l/min / 50 °C

R+M Nr.		
200 510 705	nozzle holder	1/2" F



210 mm. Spray gun with lance made out of plastic and nozzle nut without nozzle. Spray gun with stainless steel V4A / AISI 316 ball being resistant to chemicals. Max. 25 bar / 30 l/min / 50 °C

R+M Nr.		
200 510 710	nozzle holder	1/2" F

Chemical spray gun ST-510



Gun with stainless steel V4A / AISI 316 ball being resistant to chemicals. Max. 25 bar / 70 l/min / 50 °C

R+M Nr.		
200 510 500	1/2" F	1/2" F

Filter



Plastic. Max. 50 °C

R+M Nr.
500 04

Sprayer with pressure tank



- The filling is very easy and effected by means of a plastic hopper to fill in.
- 1/4" M connection to be attached at the compressed-air supply.
- Max. 8 bar. Equipped with a default safety valve.
- Chemically resistant hose 10 m. Spray lance 600 mm with nozzle. Fill level indication.
- Suitable for the use in the car wash and industry.
- **Available from 10 pieces in other RAL colors.**

R+M Nr.	TYP	
106 024 500	coated steel	24 l
106 050 500	coated steel	50 l
106 100 500	coated steel	100 l

Foamer with pressure tank



- The filling is very easy and effected by means of a plastic hopper to fill in.
- 1/4" M connection to be attached at the compressed-air supply.
- Max. 8 bar. Equipped with a default safety valve.
- Chemically resistant hose 10 m. Foam lance 600 mm with nozzle head and 4 nozzles. Fill level indication.
- Integrated dosing unit to realise the desired air/foam mixture. Permanent pressure exposure is required in order to achieve an uniform foam result.
- Suitable for the use in the car wash and industry.
- **Available from 10 pieces in other RAL colors.**

R+M Nr.	TYP	
106 024 550	coated steel	24 l
106 050 550	coated steel	50 l
106 100 550	coated steel	100 l

Suitable for keeping and application of liquids of the group 2 according to the directive EWG/67/548 Art. 2, para. 2 and directive EG/97/23 Art. 9. Not suitable for liquids of group 1 and especially strong alkaline solution and acids.

Accessories for sprayer and foamer

Foam hoses



Bayonet.
10 m

R+M Nr.
106 901 01

Spray hoses



1/4" M.
10 m

R+M Nr.
106 911 01

Foam head



1/2" M

R+M Nr.
106 906 0

Nozzles



Foamer.
55° 55

R+M Nr.
609 805 59



Foamer.
60° 25

R+M Nr.
609 802 59



Sprayer.
110° 04

R+M Nr.
609 110 04



Sprayer.
110° 045

R+M Nr.
609 110 045

Symbols TYP type volume shipment by truck

Sprayer with pressure tank



- The filling is very easy and effected by means of a plastic hopper to fill in.
- 1/4" M connection to be attached at the compressed-air supply.
- Max. 8 bar. Equipped with a default safety valve.
- Chemically resistant hose 10 m. Spray lance 600 mm with nozzle. Fill level indication.
- Suitable for the use in the food industry, car wash and industry.

R+M Nr.	TYP	
106 024 600	stainless steel AISI 304, V2A	24 l
106 050 600	stainless steel AISI 304, V2A	50 l
106 100 600	stainless steel AISI 304, V2A	100 l

Foamer with pressure tank



- The filling is very easy and effected by means of a plastic hopper to fill in.
- 1/4" M connection to be attached at the compressed-air supply.
- Max. 8 bar. Equipped with a default safety valve.
- Chemically resistant hose 10 m. Spray lance 600 mm with nozzle. Fill level indication.
- Integrated dosing unit to realise the desired air/foam mixture. Permanent pressure exposure is required in order to achieve an uniform foam result.
- Suitable for the use in the food industry, car wash and industry.

R+M Nr.	TYP	
106 024 650	stainless steel AISI 304, V2A	24 l
106 050 650	stainless steel AISI 304, V2A	50 l
106 100 650	stainless steel AISI 304, V2A	100 l

Suitable for keeping and application of liquids of group 2 according to the directive EWG/67/548 Art. 2, para. 2 and directive EG/97/23 Art. 9. Not suitable for liquids of group 1.

Accessories for sprayer and foamer

Nozzle



Sprayer. 110° 03

R+M Nr.
609 110 03

Nozzle filters



50 MESH

R+M Nr.
106 909 2

Reduction nipples



1/4" F : 1/2" M. Brass

R+M Nr.
575 40



1/4" F : 1/2" M. Stainless steel

R+M Nr.
575 49

Adaptor



Bayonet : 1/4" M

R+M Nr.
106 900 1



Plug DN 7.2 : 1/4" F

R+M Nr.
554 714

Nut for nozzle



1/2" M

R+M Nr.
106 909 3

Seal



R+M Nr.
106 909 4

HACCP – Colour Coding Concept

R+M/Suttner's hygienic colour-coding concept

Suttner's color-coded concept provides a pragmatic approach to the food sector's challenges of ensuring efficient hygienic cleaning and a visibly safe physical environment in:

» Food and beverage manufacturing facilities and throughout their supply chain
» Professional kitchens and restaurants
» Food-related areas of supermarkets and shops

Durable and effective accessories

All of R+M/Suttner's food-industry specific 'high hygiene' tools are made of 1935/2004/EC compliant materials and materials which meet the requirements of EC regulation 10/2011/EC regarding food contact materials and can be washed at high temperatures to eliminate germs and bacteria. All equipment is durable, fully molded to guarantee easy cleaning, and capable of maintaining a long-lasting attractive appearance. The effective tool range includes spray and foam guns, spray lances, nozzle protectors, foam lances and hoses in up to four color-code options.

HACCP - spray gun kits ST-2300, ST-2600, ST-2700

Kit contains half shells, logo plate, trigger and trigger lock



R+M Nr.
202 300 473



R+M Nr.
202 300 474



R+M Nr.
202 300 472



R+M Nr.
202 300 471

HACCP - lances ST-29

Lance with insulation ST-29 Cool & Compact. Comfortable grip and ergonomic shape. Heat-proof insulation. Max. 400 bar / 150 °C



R+M Nr.	○	ISO	↔	Ⓜ
200 029 317	1/4" M	300 mm	900 mm	stainless steel



R+M Nr.	○	ISO	↔	Ⓜ
200 029 315	1/4" M	300 mm	900 mm	stainless steel



R+M Nr.	○	ISO	↔	Ⓜ
200 029 318	1/4" M	300 mm	900 mm	stainless steel



R+M Nr.	○	ISO	↔	Ⓜ
200 029 316	1/4" M	300 mm	900 mm	stainless steel

Suttner rotating nozzles in 4 colours



With effect from today we enlarge the choice of colours of the plastic plugs for our rotating nozzles ST-357, ST-456 and ST-458. In addition to the standard colour black, you are invited to take the nozzle in blue, red, yellow and green, now.

Plastic plugs for rotating nozzles ST-357

R+M Nr.	Ⓒ
020 007 411	green
020 007 406	blue
020 007 412	red
020 007 409	yellow

Plastic plugs for rotating nozzles ST-456

R+M Nr.	Ⓒ
020 001 047	green
020 001 041	blue
020 001 048	red
020 001 046	yellow

Plastic plugs for rotating nozzles ST-458

R+M Nr.	Ⓒ
020 001 031	green
020 001 026	blue
020 001 032	red
020 001 029	yellow

Lance clips





The lance clips suitable for all 1/4" lances are made out of polypropylene which is intended to come into contact with foodstuffs.

R+M Nr.	Ⓒ
020 004 290	green
020 004 255	blue
020 004 260	red
020 004 230	yellow

Nozzle protector ST-11





» The nozzle protector ST-11 is suitable for nozzles 1/4" M.
» Made out of plastics intended to come into contact with foodstuffs according to Regulation (EC) No. 1935/2004.
» It is clamped undetachably between the nozzle and the nozzle sleeve.

R+M Nr.	Ⓒ
020 001 122	green
020 001 149	blue
020 001 121	red
020 001 123	yellow



Cleantecs rotating nozzles with carbide insert 377
easyprotect365+ protection for high pressure cleaning 386
Hose protection/shroud easyprotect365+ 380
Nozzles for sewer cleaning 382
Quick screw couplings ST-740 and nipples ST-741 379
Reduction nipple 381
Safety spectacles, safety goggles and face shields 385
Sewer cleaning nozzles 382
ST-2750 - the lightweight among the 500 bar spray guns. 372-373
ST-540 foot valves 381
ST-550 foot valves 381
ST-559 Suttner rotating nozzles with carbide insert 376
Suttner 500 bar ultra high pressure guns 372
Suttner 600 bar ultra high pressure guns 370-371
Suttner flow switches 383
Suttner ultra high pressure lances 374-375
Suttner ultra high pressure quick couplings ST-45-600 379
Ultra high pressure ball valves 382
Ultra high pressure couplings 500 bar 378
Ultra high pressure hoses 380
Ultra high pressure regulation valves 384
Ultra high pressure relief valves 384
Ultra high pressure swivels 381
Ultra high pressure twin lances 374

Suttner 600 bar ultra high pressure guns

ST-3600



Professional ultra high pressure gun.
Max. 600 bar / 80 l/min / 150 °C

R+M Nr.		
203 600 545	1/4" F	1/2" F



Professional ultra high pressure gun.
Max. 600 bar / 80 l/min / 150 °C

R+M Nr.		
203 600 550	1/2" F	1/2" F



Professional ultra high pressure gun.
Max. 600 bar / 80 l/min / 150 °C

R+M Nr.		
203 600 570	1/2" F	1/2" F swivel



Professional ultra high pressure gun with coupling ST-45. Max. 600 bar / 80 l/min / 150 °C

R+M Nr.		
203 600 655	coupling ST-45	3/8" F



Professional ultra high pressure gun with coupling ST-45. Max. 600 bar / 80 l/min / 150 °C

R+M Nr.		
203 600 650	coupling ST-45	1/2" F



ST-3900 shoulder supports. New European Union guidelines imperatively prescribe the use of shoulder supports for cleaning applications exceeding an operating reaction force of 150 N. Variably adjustable ST-3900. Swiveling coupling. Suitable for guns ST-3600 / ST-3500.

R+M Nr.	telescope	
203 900 500	340 - 500 mm	505 - 675 mm

ST-351 swivels



1/2" M : 1/2" F.
Max. 600 bar

R+M Nr.
200 351 510



Repair kit swivel ST-351

R+M Nr.
200 351 400

Seal kits ST-740



O-ring

R+M Nr.
050 000 408



Back ring

R+M Nr.
050 000 407

Seal kits ST-3600



R+M Nr.
203 600 490

ST-3600



Professional ultra high pressure gun with extension ST-9 380 mm, grip and quick screw coupling ST-740. Max. 600 bar / 80 l/min / 150 °C

R+M Nr.		
203 600 532	M24 F	M24 M swivel

Suttner 600 bar ultra high pressure guns



Professional ultra high pressure gun with extension ST-9 380 mm, grip and quick screw coupling ST-740 Max. 600 bar / 80 l/min / 150 °C

R+M Nr.	⟲	⟳
203 600 530	M24 F	M24 M

Ultra high pressure lances



M24 M. Lance 400 mm with nozzle protector ST-10 without nozzle. Lance for ultra high pressure guns with extension ST-9. Max. 600 bar / 150 °C

R+M Nr.	⟲	⟳
203 600 470	1/4" F NPT	M24 M

ST-3600 with lance



Professional ultra high pressure gun with lance 500 mm with grip and sleeve 1/4" F NPT stainless steel without high pressure nozzle.
Max. 600 bar / 150 °C

R+M Nr.	⟲	⟳
203 600 630	1/4" F NPT	1/2" F

ST-3600 with lance



Professional ultra high pressure gun with lance 500 mm with grip and sleeve 1/4" F NPT stainless steel without high pressure nozzle.
Max. 600 bar / 150 °C

R+M Nr.	⟲	⟳
203 600 640	1/4" F NPT	1/2" F swivel

Symbols ⟳ inlet ⟲ outlet ↔ length

Suttner 500 bar ultra high pressure guns

ST-3600



Professional ultra high pressure gun with M22 M.
Max. 500 bar / 80 l/min / 150 °C

R+M Nr.		
203 600 556	M22 F	M22 M



Professional ultra high pressure gun.
Max. 500 bar / 80 l/min / 150 °C

R+M Nr.		
203 600 555	1/4" F	M22 M



ST-3900 shoulder supports. New European Union guidelines imperatively prescribe the use of shoulder supports for cleaning applications exceeding an operating reaction force of 150 N. Variably adjustable ST-3900. Swiveling coupling. Suitable for guns ST-3600 / ST-3500.

R+M Nr.	telescope ↔	↔
203 900 500	340 - 500 mm	505 - 675 mm



Professional ultra high pressure gun with extension ST-9 380 mm, grip and M22 M. Max. 500 bar / 80 l/min / 150 °C

R+M Nr.		
203 600 535	M22 F	M22 M

Ultra high pressure lances



M22 M. Lance 335 mm with nozzle protector ST-10 without nozzle. Lance for ultra high pressure guns with extension ST-9. Max. 500 bar / 150 °C

R+M Nr.		
200 000 231	1/4" F NPT	M22 M

Seal kits ST-3600



R+M Nr.
203 600 490

ST-2750 - the lightweight among the 500 bar spray guns

ST-2750



Professional ultra high pressure gun with patented LTF.
Max. 500 bar / 30 l/min / 150 °C

R+M Nr.		
202 750 500	1/4" F	3/8" F



Professional ultra high pressure gun with patented LTF.
Max. 500 bar / 30 l/min / 150 °C

R+M Nr.		
202 750 535	M22 F	M22 M



Professional ultra high pressure gun with patented LTF. Gun with insulated outlet suitable for lances with swivel screw coupling.
Max. 500 bar / 30 l/min / 150 °C

R+M Nr.		
202 750 570	M22 M	M22 M

ST-2750 - the lightweight among the 500 bar spray guns

ST-2750



Professional ultra high pressure gun with patented LTF and lance with insulation ST-9, side handle and nozzle protector ST-10 without high pressure nozzle. Max. 500 bar / 30 l/min / 150 °C

R+M Nr.	⟲	⟳	ISO	↔	M
202 750 900	1/4" F NPT	3/8" F	760 mm	1,000 mm	stainless steel



Professional ultra high pressure gun with extension ST-9.1 240 mm and quick screw coupling ST-740.
Max. 500 bar / 30 l/min / 150 °C

R+M Nr.	⟲	⟳
202 750 610	M24 F	3/8" F

Valve complete



ST-2750

R+M Nr.
202 750 495

LTF - Low Trigger Force 90 % reduced holding force and 40 % reduced trigger force against usual market guns.



Professional ultra high pressure gun with extension ST-9.1 340 mm and quick screw coupling ST-740.
Max. 500 bar / 30 l/min / 150 °C

R+M Nr.	⟲	⟳
202 750 620	M24 F	3/8" F



Professional ultra high pressure gun with extension ST-9.1 340 mm and quick screw coupling ST-740.
Max. 500 bar / 30 l/min / 150 °C

R+M Nr.	⟲	⟳
202 750 621	M24 F	3/8" F swivel

Ultra high pressure lance

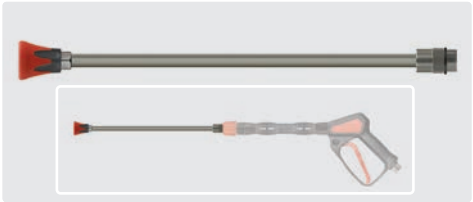

M24 M. Lance 400 mm with nozzle protector ST-10 without nozzle. Lance for ultra high pressure guns with extension ST-9.1.
Max. 600 bar / 150 °C

R+M Nr.	⟲	⟳
203 600 470	1/4" F NPT	M24 M

Shoulder supports



New European Union guidelines imperatively prescribe the use of shoulder supports for cleaning applications exceeding an operating reaction force of 150 N.

R+M Nr.
202 705 590

ST-350 swivel



3/8" M : 3/8" F.
Max. 500 bar

R+M Nr.
200 350 010



Repair kit ST-350

R+M Nr.
200 300 120

Symbols ⟳ inlet ⟲ outlet ↔ length

Suttner ultra high pressure lances

ST-002 ultra high pressure lances



1/4" M. Lance with moulded handle. Safety factor 4. Max. 500 bar / 150 °C

R+M Nr.	⟲	ISO	↔	M
070 003 502	1/4" M	300 mm	350 mm	stainless steel
070 008 002	1/4" M	500 mm	800 mm	stainless steel
070 012 002	1/4" M	500 mm	1,200 mm	stainless steel

R+M Nr.

Ultra high pressure twin lances

ST-154



1/4" F. Lance with valve ST-154 aside and nozzle protector ST-10 with low pressure nozzle & thread 1/4" F. Max. 500 bar / 150 °C

R+M Nr.	⟲	ISO	↔	M
200 154 510	1/4" F NPT	-	650 mm	stainless steel

R+M Nr.



1/4" M. Lance with moulded handle, valve ST-154 aside and nozzle protector ST-10 with low pressure nozzle & thread 1/4" F. Max. 500 bar / 150 °C

R+M Nr.	⟲	ISO	↔	M
200 154 500	1/4" F NPT	300 mm	980 mm	stainless steel

R+M Nr.



M22 M. Lance with moulded handle, valve ST-154 aside and nozzle protector ST-10 with low pressure nozzle & thread 1/4" F. Max. 500 bar / 150 °C

R+M Nr.	⟲	ISO	↔	M
200 154 520	1/4" F NPT	300 mm	980 mm	stainless steel

R+M Nr.

Symbols ⟳ inlet ⟲ outlet ↔ length M material ISO insulation

Suttner ultra high pressure lances

Ultra high pressure lances ST-3600 - 600 bar



1/2" M. Lance with grip. Max. 600 bar / 150 °C

R+M Nr.					R+M Nr.
203 600 416	1/2" M	1,500 mm	1/2" M	stainless steel	
203 600 415	1/2" M	2,000 mm	1/2" M	stainless steel	



1/2" M. Lance with grip and sleeve 1/4" F stainless steel without high pressure nozzle. Max. 600 bar / 150 °C

R+M Nr.					R+M Nr.
203 600 400	1/4" F NPT	500 mm	1/2" M	stainless steel	
203 600 401	1/4" F NPT	800 mm	1/2" M	stainless steel	
203 600 402	1/4" F NPT	1,000 mm	1/2" M	stainless steel	



1/2" M. Lance with grip for rotating nozzles with 1/4" F without rotating nozzle. Max. 600 bar / 150 °C

R+M Nr.					R+M Nr.
203 600 411	1/4" M	500 mm	1/2" M	stainless steel	
203 600 410	1/4" M	800 mm	1/2" M	stainless steel	
203 600 412	1/4" M	1,000 mm	1/2" M	stainless steel	



Plug ST-45. Lance with grip and sleeve 1/4" F NPT stainless steel without high pressure nozzle. Max. 600 bar / 150 °C

R+M Nr.					R+M Nr.
203 600 444	1/4" F NPT	500 mm	plug ST-45	stainless steel	



Plug ST-45. Lance with grip for rotating nozzles with 1/4" F without rotating nozzle. Max. 600 bar / 150 °C

R+M Nr.					R+M Nr.
203 600 441	1/4" M	800 mm	plug ST-45	stainless steel	

Suttner ultra high pressure lances

Lances with ergonomic swivel screw coupling



M22 M swivel Lance with ergonomic swivel screw coupling, vented handle ST-9 & grip and nozzle protector (M20x1) without tip. Max. 650 bar / 150 °C

R+M Nr.				
200 146 550	nozzle protector	700 mm	M22 F swivel	stainless steel

R+M Nr.

ST-559 Suttner rotating nozzles with carbide insert

ST-559



1/4" F. 300 - 600 bar. Max. 90 °C

R+M Nr.	D
200 559 520	02
200 559 530	03
200 559 540	04
200 559 550	05
200 559 555	055
200 559 560	06



M20x1 F. 300 - 600 bar. Max. 90 °C

R+M Nr.	D
200 559 320	02
200 559 330	03
200 559 340	04



Kit ST-559

R+M Nr.
200 559 120
200 559 130
200 559 140
200 559 150
200 559 155
200 559 160

Cleantecs rotating nozzles with carbide insert

HM 500



G9/16". Spray angle 20°.
Max. 500 bar / 90 °C

R+M Nr.	D
655 500 630	03

Kit HM 500



R+M Nr.
655 500 130

HM 500



M20x1. Spray angle 20°.
Max. 500 bar / 90 °C

R+M Nr.	D
655 500 640	028

Kit HM 500



R+M Nr.
655 500 130

HM 500



M20x1. Spray angle 20°.
Max. 500 bar / 90 °C

R+M Nr.	D
655 500 650	05

Kit HM 500



R+M Nr.
655 500 150

HM 500



1/4" F. Spray angle 20°.
Max. 500 bar / 100 °C

R+M Nr.	D
655 500 520	02
655 500 525	025
655 500 530	03
655 500 535	035
655 500 540	04
655 500 545	045
655 500 550	05
655 500 555	055
655 500 560	06
655 500 570	07

Kit HM 500



R+M Nr.
655 500 120
655 500 125
655 500 130
655 500 135
655 500 140
655 500 145
655 500 150
655 500 155
655 500 160
655 500 170

HM 700



1/4" F. Spray angle 20°.
Max. 700 bar / 100 °C.
Delivery time of approx. 1 week

R+M Nr.	D
655 700 520	02
655 700 525	025
655 700 530	03
655 700 535	035
655 700 540	04
655 700 545	045
655 700 550	05
655 700 555	055
655 700 560	06
655 700 570	07

Kit HM 700



R+M Nr.
655 700 120
655 700 125
655 700 130
655 700 135
655 700 140
655 700 145
655 700 150
655 700 155
655 700 160
655 700 170

HM 1000



1/4" F. Spray angle 20°.
Max. 1,000 bar / 100 °C.
Delivery time of approx. 1 week

R+M Nr.	D
655 100 520	02
655 100 525	025
655 100 530	03
655 100 535	035
655 100 540	04
655 100 545	045
655 100 550	05
655 100 555	055
655 100 560	06
655 100 570	07

Kit HM 1000



R+M Nr.
655 100 120
655 100 125
655 100 130
655 100 135
655 100 140
655 100 145
655 100 150
655 100 155
655 100 160
655 100 170

Symbols G inlet O outlet ↔ length M material D nozzle

Ultra high pressure couplings 500 bar

Quick screw couplings



M22 F : F. Stainless steel

R+M Nr.	○
561 39	M22 : 1/4"
561 59	M22 : 3/8"



M22 F : M. Stainless steel

R+M Nr.	○
561 49	M22 : 1/4"
561 69	M22 : 3/8"



Back ring

R+M Nr.	VPE
050 001 440	1
781 021 391 21	100



O-ring

R+M Nr.	VPE
790 24	1
790 241 00	100

Nipples



M22 M : M. Stainless steel

R+M Nr.	○
565 39	M22 : 1/4"
565 59	M22 : 3/8"
565 69	M22 : 1/2"



M22 M : F. Stainless steel

R+M Nr.	○
565 29	M22 : 1/4"
565 49	M22 : 3/8"

Double nipples with 60° cone



M : M. Stainless steel

R+M Nr.	○
570 79	3/8" : 3/8"
570 89	3/8" : 1/2"



M : M. Zinc-plated steel

R+M Nr.	○
570 78	3/8" : 3/8"
570 88	3/8" : 1/2"

Hose connectors



DKOS M22 M : M. Stainless steel

R+M Nr.	○
593 142	M22 : M22



M22 M : M. Stainless steel

R+M Nr.	○
569 59	M22 : M22



M22 M. Solid version stainless steel with rubber cover.
Max. 500 bar

R+M Nr.
569 49

Protection cap



Rubber

R+M Nr.
569 60

Straight screw connectors (bicone ring system, heavy duty series)



X-GE. Stainless steel

R+M Nr.	AG : AG	↕
596 141 21	M22 : 1/2"	41 mm
596 143 81	M22 : 3/8"	39 mm



X-GE. Zinc-plated steel

R+M Nr.	AG : AG	↕
581 141 21	M22 : 1/2"	41 mm

Symbols ○ thread VPE packing unit DN nominal diameter ↕ height AG male thread

Quick screw couplings ST-740 and nipples ST-741

Quick screw couplings ST-740 and nipples ST-741



M24 F : M.
Max. 700 bar / 150 °C

⊙	R+M Nr.
3/8"	200 740 501
1/2"	200 740 503
M24	



M24 F : M.
Max. 700 bar / 150 °C

R+M Nr.
200 740 601



M : M24 M.
Max. 700 bar / 150 °C

R+M Nr.
200 741 501
200 741 503



M24 M : M24 M.
Max. 700 bar / 150 °C

R+M Nr.
200 741 600



M24 F : F.
Max. 700 bar / 150 °C

⊙	R+M Nr.
1/4"	200 740 504
3/8"	200 740 502
M16x1	200 740 506



M24 F : F.
Max. 700 bar / 150 °C

R+M Nr.
200 740 604
200 740 602



F : M24 M.
Max. 700 bar / 150 °C

R+M Nr.
200 741 504
200 741 502

Seals



O-ring - ST-740

R+M Nr.
050 000 408



O-ring - ST-741

R+M Nr.
050 001 000

Back ring - ST-740

R+M Nr.
050 000 407

Suttner ultra high pressure quick couplings ST-45-600

Couplings and plug ST-45-600



Coupling : M. Stainless steel.
Max. 600 bar / 150 °C

⊙	DN	R+M Nr.	↕
1/4"	8	200 045 600	57 mm



Coupling : M. Stainless steel.
Max. 600 bar / 150 °C

R+M Nr.	↕
200 045 605	57 mm



Plug : F. Stainless steel.
Max. 600 bar / 150 °C

R+M Nr.	↕
040 005 468	40 mm



O-ring. 11x1.5

R+M Nr.
050 000 020



Back ring. 11x14x1

R+M Nr.
050 001 430



O-ring. 10x2.5

R+M Nr.
050 000 160

Ultra high pressure hoses

Hoses with double wire braid and wrapped cover. Type 2SC. Nominal diameter 10. Safety factor 3.5. Fittings stainless steel. Max. 150 °C

Female thread (DKOS)

M22 : M22



maxpressure. Type 2SC.
Max. 500 bar

R+M Nr.	↔
358 177 310 9	10 m
358 177 315 9	15 m
358 177 320 9	20 m
358 177 330 9	30 m



Type 2SC.
Max. 500 bar

R+M Nr.	↔
364 177 310 9	10 m
364 177 315 9	15 m
364 177 320 9	20 m
364 177 330 9	30 m

Male thread (AGR)

3/8" : 3/8"



maxpressure. Type 2SC.
Max. 500 bar

R+M Nr.	↔
358 144 310 9	10 m
358 144 315 9	15 m
358 144 320 9	20 m
358 144 330 9	30 m



Type 2SC.
Max. 500 bar

R+M Nr.	↔
364 144 310 9	10 m
364 144 315 9	15 m
364 144 320 9	20 m
364 144 330 9	30 m

Quick screw couplings

M22 : M22



maxpressure. Type 2SC.
Max. 500 bar

R+M Nr.	↔
358 100 310 9	10 m
358 100 315 9	15 m
358 100 320 9	20 m
358 100 330 9	30 m



Type 2SC.
Max. 500 bar

R+M Nr.	↔
364 100 310 9	10 m
364 100 315 9	15 m
364 100 320 9	20 m
364 100 330 9	30 m

Hoses with double wire braid and wrapped cover. Nominal diameter 10. Fittings stainless steel. Max. 150 °C

Quick screw couplings

M24 : M24



maxpressure. 2SC.
Max. 500 bar

R+M Nr.	↔
358 197 310 9	10 m
358 197 315 9	15 m
358 197 320 9	20 m
358 197 330 9	30 m



2SC.
Max. 500 bar

R+M Nr.	↔
364 197 310 9	10 m
364 197 315 9	15 m
364 197 320 9	20 m
364 197 330 9	30 m



2SN.
Max. 600 bar

R+M Nr.	↔
368 697 610 9	10 m
368 697 615 9	15 m
368 697 620 9	20 m
368 697 630 9	30 m

Hoses with double wire braid and wrapped cover. Nominal diameter 10. Fittings stainless steel. Max. 150 °C

Quick screw couplings : male thread

M24 : M24



maxpressure. 2SC.
Max. 500 bar

R+M Nr.	↔
358 114 431 09	10 m
358 114 431 59	15 m
358 114 432 09	20 m
358 114 433 09	30 m



2SC.
Max. 500 bar

R+M Nr.	↔
364 114 471 09	10 m
364 114 471 59	15 m
364 114 472 09	20 m
364 114 473 09	30 m

R+M Nr.	↔

Hoses with double wire braid and smooth cover. Nominal diameter 6. Fittings stainless steel. Max. 150 °C

Quick screw couplings / male thread (AGR)

M22 : M22



maxpressure. flexy 500.
Max. 500 bar

R+M Nr.	↔
338 000 310 9	10 m
338 000 315 9	15 m
338 000 320 9	20 m
338 000 330 9	30 m

M22 : 1/8"



flexy 500.
Max. 500 bar

R+M Nr.	↔
424 300 010 9	10 m
424 300 015 9	15 m
424 300 020 9	20 m
424 300 030 9	30 m

1/4" : 1/4"



flexy 500.
Max. 500 bar

R+M Nr.	↔
424 344 010 9	10 m
424 344 015 9	15 m
424 344 020 9	20 m
424 344 030 9	30 m

Hose protection/shroud **easy**protect365+

The hose is held close to vital parts of the body, so the danger of bursting hoses for the body is very high. The hose protection provides effective protection for the operator!
It was tested at 500 bar / 7500 psi. An adjustable strap keeps the hose guard securely in place.
The hose protection is very smooth and flexible.



R+M Nr.	↔	⌀	P
956 160 045	750 mm	41 mm	500 bar

Ultra high pressure swivels

Elbow swivel



1/2" M : 1/2" F. Inox.
Max. 600 bar

R+M Nr.
178 261 330 00

ST-350 swivel



3/8" M : 3/8" F.
Max. 600 bar

R+M Nr.
200 350 010



Repair kit ST-350

R+M Nr.
200 300 120

R+M swivel



1/4" F : 3/8" M. Housing and axle stainless steel.
Max. 600 bar / 90 °C

R+M Nr.
750 280 0



Seal kit swivel 750 280 0

R+M Nr.
750 200 2

ST-351 swivel



1/2" M : 1/2" F.
Max. 600 bar

R+M Nr.
200 351 510



Repair kit swivel ST-351

R+M Nr.
200 351 400

Reduction nipple



Stainless steel. 500 bar

R+M Nr.	⟲	⟜
040 002 207	1/4" F	1/8" M

ST-550 foot valves



Housing stainless steel.
Valve stainless steel.
Rubber feet.
Max. 500 bar / 80 l/min / 150 °C

R+M Nr.	⟲	⟜
200 550 600	1/4" F	1/4" F



Housing stainless steel.
Valve stainless steel.
Rubber feet.
Max. 500 bar / 80 l/min / 150 °C

R+M Nr.	⟲	⟜
200 550 620	M22 F	M22 M

ST-540 foot valves



Incl. HP-gun ST-2750.
Material housing powdercoated steel.
Rubber feet.
Max. 500 bar / 30 l/min / 150 °C

R+M Nr.	⟲	⟜
200 540 550	1/4" M	3/8" F



Incl. HP-gun ST-2750.
Material housing powdercoated steel.
Rubber feet.
Max. 500 bar / 30 l/min / 150 °C

R+M Nr.	⟲	⟜
200 540 560	M22 M	M22 M

Symbols ↔ length ⟜ inlet ⟲ outlet ⌀ diameter P pressure

Ultra high pressure ball valves ST-3105



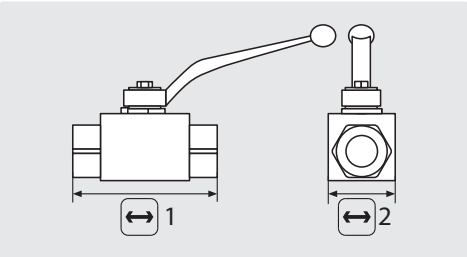

Stainless steel V4A / AISI 316 Ti. Ball stainless steel.
Max. 500 bar / 80 °C

R+M Nr.	↔ 1	↔ 2	○
707 15	69 mm	26 mm	1/4" F
707 25	72 mm	32 mm	3/8" F
707 35	83 mm	35 mm	1/2" F

Sewer cleaning nozzles

Rotating nozzles RT . 1,000 bar



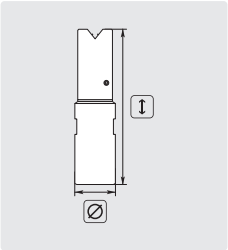

1/8" F. Side jet 2. Front jet 2. Stainless steel. Rotating body hp-bronze. Compact model, universally applicable. Extreme cleaning performance, removes hard deposits. ↕ 80 mm. ⌀ 12 mm. Weight 0.18 kg.
Max. 1,000 bar

R+M Nr.	⟵
652 710 006	6 l / 100 bar
652 710 012	12 l / 100 bar
652 710 014	14 l / 100 bar

Rotating nozzles RH . 1,000 bar



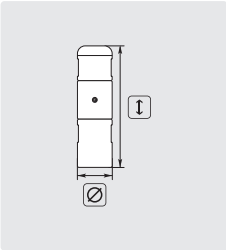

1/8" F. Side jet 2. Stainless steel. Rotating body hp-bronze. Compact model, universally applicable. Extreme cleaning performance, removes hard deposits. ↕ 63 mm. ⌀ 12 mm. Weight 0.18 kg.
Max. 1,000 bar

R+M Nr.	⟵
652 810 006	6 l / 100 bar
652 810 010	10 l / 100 bar
652 810 014	14 l / 100 bar

Nozzles for sewer cleaning

Suttner nozzles for sewer cleaning ST-49.3



1/8" F. Nozzle with traction. Stainless steel. Hardened stainless steel body. Compact model, universally applicable. Extreme cleaning performance.
⌀ 12 mm.
Max. 500 bar

R+M Nr.	D
200 049 950	05
200 049 970	07

Symbols ↔ length ↕ height ○ thread ⟵ flow ℃ temperature D nozzle ⌀ diameter

Suttner flow switches

ST-505 flow switches 600 bar





Floater ST-505 with hole

R+M Nr.
200 005 301



R+M Nr.	cable ↔
200 005 435	1,200 mm
200 005 438	3,500 mm

Floater VA with hole.
Contact 1 A - 250 V.

R+M Nr.	○	mount	closed/open	℃	←	cable ↔
200 505 706	3/8" F	vertical	3.3/1.8	80	30 l/min	1,200 mm
200 505 709	3/8" F	vertical	2.9/1.7	80	30 l/min	3,600 mm





Floater ST-505 without hole



R+M Nr.	cable
200 005 435	1,200 mm
200 005 438	3,500 mm

Floater brass with hole.
Contact 1 A - 250 V.

R+M Nr.	○	mount	closed/open	℃	←	cable ↔
200 505 708	3/8" F	vertical	0.5/0.1	80	30 l/min	1,200 mm
200 505 711	3/8" F	vertical	0,5/0.1	80	30 l/min	3,600 mm





Floater ST-505 without hole

R+M Nr.
200 005 311



REED switch

R+M Nr.
200 005 438

Floater VA without hole. Contact 1 A - 250 V

R+M Nr.	○	mount	closed/open	℃	←	cable ↔
205 505 707	3/8" F	vertical	1.8/1.3	80	30 l/min	1,200 mm

Ultra high pressure regulation valves

VB60/600



= inlet 1/2" F. = outlet 1/2" F.
BP = bypass 1/2" F.
Max. 600 bar / 90 °C

R+M Nr.	
532 260 0	60 l/min

H560



Stainless steel. BP = bypass 1/2" F.
MN = pressure gauge 1/4" F.
Max. 500 bar / 80 °C / 60 l/min

R+M Nr.		
100 005 60	1/2" F	1/2" F

BKX

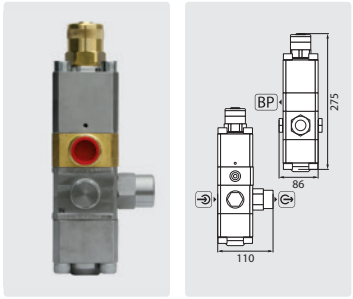

BP = bypass 3/4" F.
Max. 600 bar / 80 °C / 60 l/min

R+M Nr.		
010 000 02	1/2" F	1/2" F

VB60/600



= inlet 1/2" F. = outlet 1/2" F.
BP = bypass 1/2" F. Regulation valve with switch (IP55) and cable 950 mm.
Max. 600 bar / 90 °C

R+M Nr.	
532 265 0	60 l/min

Ultra high pressure relief valves

VS 500



222 mm. Max. 500 bar

R+M Nr.	BP	
532 520 0	3/8" F	1/2" F

S3



110 mm. Max. 700 bar

R+M Nr.	
010 002 15	1/2" M

ST-230-700 Pressure regulating valve



Seal possible

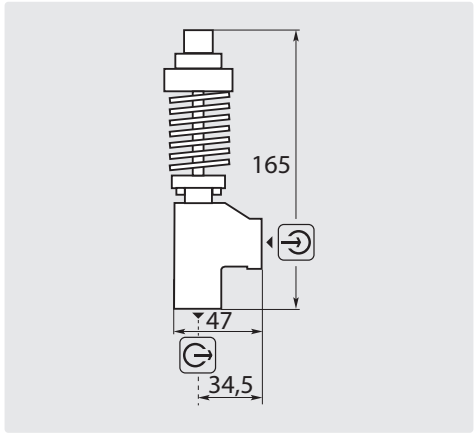

165 mm. Max. 40 l/min / 60 °C.
Short-term max. 85° C

R+M Nr.			
200 230 700	3/8" F	1/4" F	200-700

Jetbreaker



27 mm

R+M Nr.	
200 230 410	3/8" M

Safety spectacles, safety goggles and face shields

Safety spectacles



» Anti-fog, scratch-proof and antistatic polycarbonate lens
» Integrated side protection. Including neck cord
» 100 % UV-protection
» Protected against shock, splinters and solid particle
» Weight 25 g

R+M Nr.
956 002 817



» Anti-fog and scratch-proof polycarbonate smoke lens
» Panoramac field of vision
» 100 % UV-protection
» Protected against shock, splinters and solid particle
» Weight 30 g

R+M Nr.
956 002 820

Flip-up face shields



» Anti-fog, scratch-proof and antistatic polycarbonate lens
» Adjustable headgear
» 100 % UV-protection
» Protected against shock, splinters, solid particle and chemical danger (dangerous drops)
» Weight 200 g

R+M Nr.
956 003 487

Safety goggles with temples



» Anti-fog, scratch-proof and antistatic polycarbonate lens
» Straight temples with adjustable strap. Integrated side protection. Exchangeable plastic foam rim with indirect ventilation
» Including microfibre cloth
» 100 % UV-protection
» Shockproof in case of extreme temperatures
» Protected against shock, splinters, solid particle and liquids
» Weight 52 g

R+M Nr.
956 004 828

Safety goggles with adjustable strap



» Anti-fog, scratch-proof and antistatic polycarbonate lens
» Fits over prescription spectacles. Ball-pivot. Fits with respiratory half mask
» 100 % UV-protection
» Shockproof in case of extreme temperatures. Resistant to chemical drops, toxic gases, small and big toxic particle, melting metals and hot solids
» Weight 113 g

R+M Nr.
956 003 067

Visor



» Anti-fog, scratch-proof and antistatic polycarbonate lens
» Visor in connection with safety goggle 956 003 067
» Shockproof in case of extreme temperatures. Resistant to chemical drops, toxic gases, small and big toxic particle, melting metals and hot solids
» Weight 73 g

R+M Nr.
956 003 128

The accident prevention regulations of the Employer's Liability Insurance Association regarding "the use of high pressure cleaner" (BGV D15) and "tasks with liquid jets" (BGV D26) prescribe that adequate eye and face protection have to be worn in case of an operating pressure of 25 bar and more.

Symbols ↔ length ⊂ inlet ⊃ outlet ← flow BP bypass MN pressure gauges P pressure

easyprotect365+ protection for high pressure cleaning

easyprotect365+ **professional protective clothing for abrasive blasting operations up to 500 bar / 7,500 psi.**

The strongest fiber in the world for the toughest demands of the world. Thanks Dyneema any application grown to safely master the most difficult tasks.

The perfect protection for people who work professionally with high-pressure cleaner not only in the industry.

Comfort, function and safety

Until now there has been no adequate protection for high pressure cleaning.

Nothing that corresponded to the achievements of modern devices or user requirements on comfort and functionality. Our experience with water blasting work at high pressures (up to 500 bar / 7,500 psi) and other personal protective equipment are the basis for our new clothing range. **easy**protect365+ protection for high pressure cleaning.

Ideal protection for abrasive blasting of concrete rehabilitation works, shipyards, petrochemical and steel industry.

Apron



- 3-layer apron with CE certification
- Security for blasting work up to 500 bar
- Ideal for work in warm environments
- Adjustable carrying band, waist band
- Easy to put on and waterproof
- Weight 0.7 kg
- One Size
- Protection class 5/5/2

R+M Nr.
956 123 501

Special gloves



- Special gloves with CE certification
- Security for blasting work up to 500 bar
- Sand-rubber coating for maximum grip
- Extra inner glove made of nylon
- Protection class 5 cut 4 abrasion, tear and cut resistance
- In two sizes 8 / 11
- Protection class 5/5/2

R+M Nr.	size
956 100 501	8
956 100 502	11

Protective boots



- Protective boots with CE Certification
- Security for blasting work up to 500 bar
- Designed for long working in rough conditions
- Textile lining for maximum comfort
- Waterproof and anti-slip sole
- Weight 2.8 kg
- Sizes 42 - 48
- Protection class 5/5/3

R+M Nr.	EUR	US	UK
956 152 501	42	9	8
956 152 502	43	9,5	9
956 152 503	44	10,5	10
956 152 504	45	11,5	11
956 152 505	46	12	11,5
956 152 506	47	13	12,5
956 152 507	48	13,5	13,5

Protection class 5/5/3

rotating nozzle 500 bar/7,500 psi
flat jet 500 bar/7,500 psi
point jet 300 bar/4,350 psi
CE 89/686/EEC

Protection class 5/5/2

rotating nozzle 500 bar/7,500 psi
flat jet 500 bar/7,500 psi
point jet 200 bar/3,000 psi
CE 89/686/EEC

Note - load capacity for point jet:
300 bar / 4,350 psi



24° DIN Compression pipe couplings stainless steel V4A 1.4571 / AISI 316 TI 390
24° DIN Compression pipe couplings zinc-nickel coating 391
Accessories for hose reels 401, 405, 408-409
Accessories for ST-71 411
Automatic hose reel, mounted with pre-assembled HP-hoses 406-407
Automatic hose reels 399-400, 403-404
Compression fittings (bicone ring system) 392
Compression pipe couplings 393
Distributor connector block 394
High pressure ball valves ST-3105 393
High pressure ball valves 393
High pressure hose reels 408, 410, 412
High pressure hose reels ST-71 411
High pressure pipes 389
High pressure solenoid valves closed in off-position 394
Hose guide system . stainless steel V2A / AISI 304 . 28 x 30 mm profile 396
Hose guide system . zinc-plated steel . 28 x 30 mm profile 395-396
Hose guide system . zinc-plated steel . 32 x 30 mm Profil 397-398
Inox automatic hose reels 402
Mounting bracket 393
Pipe holder 388
Screw clamps / fixing material 389
ST-71 hose reels with sewer cleaning hose assembly 411
Universal hose guide ST-71 412
Water tank for wall mounting 394

Pipe holder

Assembly on welding plate



Holder including bolts, discs and welding plate.

R+M Nr.	RØ	M
598 100 49	10	stainless steel
598 120 49	12	stainless steel
598 150 49	15	stainless steel
598 160 49	16	stainless steel
598 180 49	18	stainless steel
598 200 49	20	stainless steel
598 220 49	22	stainless steel



Holder including bolts, discs and welding plate.

R+M Nr.	RØ	M
598 100 4	10	zinc-plated steel
598 120 4	12	zinc-plated steel
598 150 4	15	zinc-plated steel
598 160 4	16	zinc-plated steel
598 180 4	18	zinc-plated steel
598 200 4	20	zinc-plated steel
598 220 4	22	zinc-plated steel

Simple assembly



Holder including bolts and discs, zinc-plated steel. Suitable for twin assembly and assembly on double welding plate.

R+M Nr.	RØ	M
598 100 3	10	zinc-plated steel
598 120 3	12	zinc-plated steel
598 150 3	15	zinc-plated steel
598 160 3	16	zinc-plated steel
598 180 3	18	zinc-plated steel
598 200 3	20	zinc-plated steel
598 220 3	22	zinc-plated steel

For assembly on support



Holder including nuts for track and bolts with discs.

R+M Nr.	RØ	M
598 100 19	10	stainless steel
598 120 19	12	stainless steel
598 150 19	15	stainless steel
598 160 19	16	stainless steel
598 180 19	18	stainless steel
598 200 19	20	stainless steel
598 220 19	22	stainless steel



Holder including nuts for track and bolts with discs.

R+M Nr.	RØ	M
598 100 1	10	zinc-plated steel
598 120 1	12	zinc-plated steel
598 150 1	15	zinc-plated steel
598 160 1	16	zinc-plated steel
598 180 1	18	zinc-plated steel
598 200 1	20	zinc-plated steel
598 220 1	22	zinc-plated steel

Twin assembly



Holder including twin bolts and fixing support. Zinc-plated steel

R+M Nr.	RØ	M
598 150 2	15	zinc-plated steel
598 160 2	16	zinc-plated steel
598 180 2	18	zinc-plated steel
598 200 2	20	zinc-plated steel
598 220 2	22	zinc-plated steel

Support pipe holder



Length 2 m

R+M Nr.	M
598 002 09	stainless steel

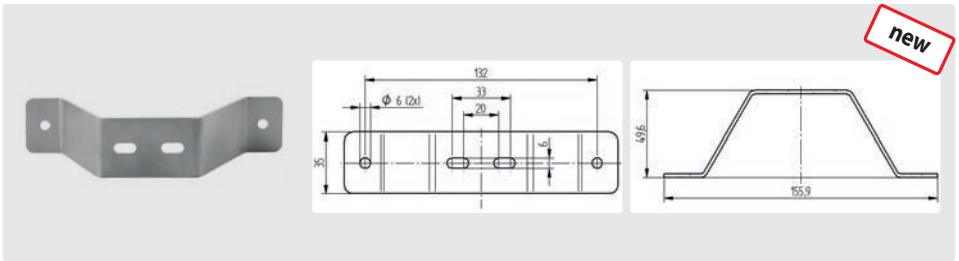

R+M Nr.	M
040 003 895	stainless steel

Symbols RØ pipe diameter in mm wall thickness M material P pressure weight ⌀ diameter VPE packing unit shipment by truck

Screw clamps / fixing material

Pipe clamps



Stainless steel V2A. 1.4301 / AISI 304

R+M Nr.	⌀
598 912 169	12 - 16 mm
598 915 199	15 - 19 mm
598 920 239	20 - 23 mm



Hanger bolt. Stainless steel. M8 x 80

R+M Nr.
598 010 809

Hammer head screws



M8 x 30.
Zinc-plated steel

R+M Nr.	VPE
107 902 1	1
107 902 0	50



M8 x 30. Stainless steel.

R+M Nr.	VPE
107 902 9	1
107 902 8	50

High pressure pipes

Seamless per metre



Stainless steel - according to DIN 2391 and 17458/1 or **galvanized steel / chromated** / E235 + N according to EN 10305-4 (DIN 2445/2).
Production length 5-7 m - (Minimum order).
The calculation is per meter, plus cost per cut (599 000 0).
Other dimensions and grades of stainless steel are available on request.

RØ	R+M Nr.	M		P	
10	599 101 0	Stainless steel V2A / AISI 304	1.5 mm	297 bar	0.319 kg/m
10	599 101 51	Galvanized steel / chromated	1.5 mm	385 bar	0.314 kg/m
12	599 121 5	Stainless steel V2A / AISI 304	1.5 mm	241 bar	0.394 kg/m
12	599 121 51	Galvanized steel / chromated	1.5 mm	305 bar	0.388 kg/m
15	599 151 5	Stainless steel V2A / AISI 304	1.5 mm	189 bar	0.507 kg/m
15	599 151 51	Galvanized steel / chromated	1.5 mm	249 bar	0.499 kg/m
16	599 162 0	Stainless steel V2A / AISI 304	2.0 mm	252 bar	0.701 kg/m
16	599 162 02	Stainless steel V4A / AISI 316Ti	2.0 mm	305 bar	0.701 kg/m
16	599 162 01	Galvanized steel / chromated	2.0 mm	305 bar	0.691 kg/m
18	599 182 0	Stainless steel V2A / AISI 304	2.0 mm	221 bar	0.801 kg/m
20	599 202 0	Stainless steel V2A / AISI 304	2.0 mm	196 bar	0.901 kg/m
22	599 222 0	Stainless steel V2A / AISI 304	2.0 mm	177 bar	1.000 kg/m

Despatch for pipes (length 5-7 m)

In case of less than 5 rods the despatch can only be effected by UPS. The rods are then cut (max. 2 m).

RØ	parcel service (approx. 2 m)
10	3-9 pieces (6-27 m)
12	3-9 pieces (6-27 m)
15	3-9 pieces (6-27 m)
16	3-9 pieces (6-27 m)
18	3-9 pieces (6-27 m)
20	3-9 pieces (6-27 m)
22	3-9 pieces (6-27 m)

In case of 5 rods (30 m) or more the uncut lengths are sent by freight forwarding.

RØ	forwarding (approx. 5-7 m)
10	from 5 pieces (from 30 m)
12	from 5 pieces (from 30 m)
15	from 5 pieces (from 30 m)
16	from 5 pieces (from 30 m)
18	from 4 pieces (from 24 m)
20	from 4 pieces (from 24 m)
22	from 4 pieces (from 24 m)

Which diameter?

RØ	water flow
10	up to 600 l/h
12	up to 900 l/h
15	up to 1,100 l/h
16	up to 1,200 l/h
18	up to 1,500 l/h
20	up to 2,400 l/h
22	up to 3,600 l/h

Do not hesitate to ask for current prices!

24° DIN Compression pipe couplings stainless steel V4A 1.4571 / AISI 316 TI

Standard tube connection program complies with DIN 2353 and ISO ISO 8434-1

Type GAI, cone 24°



R+M Nr.	RØ	○	TYP	↔
592 101 4	10	1/4"	L	39
592 13	12	3/8"	L	41
592 15	15	3/8"	L	45
592 17	15	1/2"	L	46
592 18	18	1/2"	L	47
592 16	16	1/2"	S	50
592 161	16	M22	S	52

Type GE, cone 24°



R+M Nr.	RØ	○	TYP	↔
581 09	8	1/4"	L	37
596 101 4	10	1/4"	L	38
596 121 4	12	1/4"	L	39
596 123 8	12	3/8"	L	39
596 121 2	12	1/2"	L	42
596 153 8	15	3/8"	L	40
596 151 2	15	1/2"	L	40
596 183 8	18	3/8"	L	43
596 181 2	18	1/2"	L	45
591 12	12	3/8"	S	46
591 120	12	1/2"	S	48
591 14	16	3/8"	S	48
591 16	16	1/2"	S	51

Type G, cone 24°



R+M Nr.	RØ	TYP	↔
593 081	8	L	41
593 101	10	L	43
593 121	12	L	44
593 15	15	L	46
593 18	18	L	49
593 22	22	L	53
593 12	12	S	52
593 16	16	S	58
593 20	20	S	66

Type T, cone 24°



R+M Nr.	RØ	TYP	↔
595 101	10	L	60
595 121	12	L	64
595 15	15	L	72
595 18	18	L	80
595 22	22	L	88
595 12	12	S	76
595 16	16	S	86
595 20	20	S	96

Type W, cone 24°



R+M Nr.	RØ	TYP	↔
594 101	10	L	30
594 121	12	L	32
594 15	15	L	36
594 18	18	L	40
594 22	22	L	44
594 12	12	S	38
594 16	16	S	43
594 20	20	S	48

Type REDV, cone 24°

Straight reducer with 24° DKO swivel and 24° cone end



R+M Nr.	RØ	RØ	TYP	↔
593 121 02	12	10	L	42
593 151 22	15	12	L	46
593 181 52	18	15	L	45
593 161 22	16	12	S	48

Type EWVD, cone 24°

90° elbow connector with 24° DKO swivel and 24° cone end



R+M Nr.	RØ	TYP	↔
594 101 02	10	L	30
594 121 22	12	L	32
594 151 52	15	L	36
594 161 62	16	S	43

Type ETVD, cone 24°

Branch Tee with 24° DKO swivel and 24° cone end



R+M Nr.	RØ	TYP	↔
594 101 02	10	L	30
594 121 22	12	L	32
594 151 52	15	L	36
594 161 62	16	S	43

Type ELVD, cone 24°

Run Tee with 24° DKO swivel and 24° cone end



R+M Nr.	RØ	TYP	↔
595 101 03	10	L	58
595 121 23	12	L	61
595 151 53	15	L	69
595 161 63	16	S	78

Type EGVD-R-WD, cone 24°

Straight connector with 24° DKO swivel



R+M Nr.	RØ	○	TYP	↔
596 101 42	10	1/4"	L	27
596 103 82	10	3/8"	L	29
596 123 82	12	3/8"	L	34
596 151 22	15	1/2"	L	32
596 161 22	16	1/2"	S	37

Please follow the assembly instructions DIN 3859.

Which operating pressure for stainless steel?

LL = light series
L = solid series
S = heavy duty series
Other connections are available on request.

TYP	Nominal pressure acc. to DIN 2401
LL (4 - 8)	100 bar
L (6 - 10)	315 bar
L (12 - 18)	315 bar
L (22 - 42)	160 bar
S (6 - 10)	630 bar
S (12 - 16)	490 bar
S (20 - 38)	315 bar

Symbols ○ thread RØ pipe diameter in mm ↔ length in mm TYP type

24° DIN Compression pipe couplings zinc-nickel coating

The optimised zinc-nickel coating has demonstrated values in excess of 1,200 hours corrosion protection against white rust during testing in accordance with DIN EN ISO 9227.

Type GAI, cone 24°



R+M Nr.	RØ	○	TYP	↔
580 101 4	10	1/4"	L	40
580 123 8	12	3/8"	L	41
580 153 8	15	3/8"	L	43
580 151 2	15	1/2"	L	46
581 56	18	1/2"	L	47
580 123 81	12	3/8"	S	43
580 161 21	16	1/2"	S	50

Type GE, cone 24°



R+M Nr.	RØ	○	TYP	↔
581 101 4	10	1/4"	L	38
581 121 4	12	1/4"	L	39
581 123 8	12	3/8"	L	39
581 121 23	12	1/2"	L	42
581 153 8	15	3/8"	L	40
581 81	15	1/2"	L	43
581 183 8	18	3/8"	L	41
581 181 2	18	1/2"	L	45
581 123 81	12	3/8"	S	45
581 121 21	12	1/2"	S	48
581 163 8	16	3/8"	S	48
581 80	16	1/2"	S	51

Type G, cone 24°



R+M Nr.	RØ	TYP	↔
581 101 0	10	L	41
581 121 2	12	L	44
581 151 5	15	L	46
581 181 8	18	L	40
581 222 2	22	L	53
581 121 22	12	S	52
581 161 6	16	S	58

Type T, cone 24°



R+M Nr.	RØ	TYP	↔
585 510	10	L	60
585 512	12	L	64
585 515	15	L	72
585 518	18	L	80
585 522	22	L	88
585 512 1	12	S	76
585 516 1	16	S	86

Type W, cone 24°



R+M Nr.	RØ	TYP	↔
583 101 0	10	L	30
583 121 2	12	L	32
583 151 5	15	L	36
583 181 8	18	L	40
583 121 21	12	S	38
583 161 6	16	S	43

Type REDV, cone 24°

Straight reducer with 24° DKO swivel and 24° cone end



R+M Nr.	RØ	RØ	TYP	↔
586 121 02	12	10	L	42
586 151 22	15	12	L	47
586 181 52	18	15	L	45
586 161 22	16	12	S	49

Type EWVD, cone 24°

90° elbow connector with 24° DKO swivel and 24° cone end



R+M Nr.	RØ	TYP	↔
583 101 02	10	L	30
583 121 22	12	L	32
583 151 52	15	L	37
583 161 62	16	S	43

Type ETVD, cone 24°

Branch Tee with 24° DKO swivel and 24° cone end



R+M Nr.	RØ	TYP	↔
585 101 02	10	L	60
585 121 22	12	L	64
585 151 52	15	L	74
585 161 62	16	S	86

Type ELVD, cone 24°

Run Tee with 24° DKO swivel and 24° cone end



R+M Nr.	RØ	TYP	↔
585 101 03	10	L	59
585 121 23	12	L	62
585 151 53	15	L	70
585 161 63	16	S	80

Type EGVD-R-WD, cone 24°

Straight connector with 24° DKO swivel



R+M Nr.	RØ	○	TYP	↔
581 101 42	10	1/4"	L	41
581 103 82	10	3/8"	L	42
581 123 82	12	3/8"	L	47
581 151 22	15	1/2"	L	48
581 161 22	16	1/2"	S	52

Please follow the assembly instructions DIN 3859.

Which operating pressure for carbon steel ZnNi coating?

LL = light series
L = solid series
S = heavy duty series
Other connections are available on request.

TYP	Nominal pressure acc. to DIN 2401
LL (4 - 8)	100 bar
L (6 - 10)	500 bar
L (12 - 18)	400 bar
L (22 - 42)	250 bar
S (6 - 10)	800 bar
S (12 - 16)	630 bar
S (20 - 38)	420 bar

Altemp Q NB 50



Grease for compression pipe couplings

R+M Nr.
953 60

Compression fittings (bicone ring system)

Straight screw connectors



X-GE. Zinc-plated steel

R+M Nr.	TYP	AG : AG	↕
580 90	6 LL	M10 : 1/8"	20
580 95	6 L	M12 : 1/8"	23
580 98	6 L	M12 : 1/4"	28
580 99	8 L	M14 : 1/8"	24
581 00	8 L	M14 : 1/4"	29
581 05	8 L	M14 : 3/8"	31
581 10	10 L	M16 : 1/4"	30
581 20	10 L	M16 : 3/8"	28
581 25	10 L	M16 : 1/2"	34
581 50	12 L	M18 : 1/4"	31
581 60	12 L	M18 : 3/8"	28
581 55	12 L	M18 : 1/2"	31
581 141 21	14 S	M22 : 1/2"	41



X-GE. Stainless steel

R+M Nr.	TYP	AG : AG	↕
581 19	10 L	M16 : 1/4"	30
581 29	10 L	M16 : 3/8"	28
581 59	12 L	M18 : 1/4"	31
581 69	12 L	M18 : 3/8"	28
596 143 81	14 S	M22 : 3/8"	39
596 141 21	14 S	M22 : 1/2"	41

Straight screw connectors



X-GAI. Zinc-plated steel

R+M Nr.	TYP	IG : AG	↕
580 00	6 L	1/4" : M12	25
580 10	8 L	1/4" : M14	31
580 20	10 L	1/4" : M16	32
580 50	10 L	3/8" : M16	28
580 30	12 L	1/4" : M18	33
580 40	12 L	3/8" : M18	33



X-GAI. Stainless steel

R+M Nr.	TYP	IG : AG	↕
580 29	10 L	1/4" : M16	32
580 39	12 L	1/4" : M18	33

Nominal pressure according to DIN 2401

LL = light series
L = solid series
S = heavy duty series
Other connections are available on request.

TYP	Stainless steel	Zinc-plated steel
LL (4 - 8)	100 bar	100 bar
L (6 - 10)	315 bar	500 bar
L (12 - 18)	315 bar	400 bar
L (22 - 42)	160 bar	250 bar
S (6 - 10)	630 bar	800 bar
S (12 - 16)	490 bar	630 bar
S (20 - 38)	315 bar	420 bar

Double nipples / connectors



X-G. Zinc-plated steel

R+M Nr.	TYP	AG	↕
581 30	10 L	M16	27
581 70	12 L	M18	28



X-G. Stainless steel

R+M Nr.	TYP	AG	↕
581 79	12 L	M18	28

Elbows



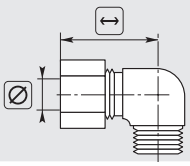

WE-R. Zinc-plated steel.
With nut & bicone ring

R+M Nr.	TYP	AG	⌀	↔
583 00	6 L	1/8"	6	28
583 20	12 L	3/8"	12	35
583 121 4	12 L	1/4"	12	35

Pipe pieces



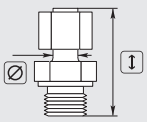

EG. Zinc-plated steel.
Nut & bicone ring premounted

R+M Nr.	TYP	⬡ : AG	⌀	↕
581 12	8 L	M14 : 1/4"	8	42
581 11	10 L	M16 : 1/4"	10	40
581 138 2	10 L	M16 : 3/8"	10	44
581 61	12 L	M18 : 3/8"	12	47
581 619*	12 L	M18 : 3/8"	12	47
581 13	12 L	M18 : 1/4"	12	47



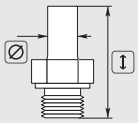

X-EG. Zinc-plated steel.
Without nut & bicone ring

R+M Nr.	⬡ : AG	⌀	↕
582 25	M18 : 3/8"	12	47

Bicone rings



Zinc-plated steel

R+M Nr.	TYP	⌀
584 102	L / S	10
584 122	L / S	12

Nut



Zinc-plated steel

R+M Nr.	TYP	⬡
584 101	10 L	M16
584 121	12 L	M18

* Stainless steel

Symbols IG female thread AG male thread ⌀ diameter ↪ inlet ↩ outlet P pressure

Compression pipe couplings

Stop nuts



Stainless steel V4A 1.4571 / AISI 316 Ti. Stop nuts as per DIN 3870

R+M Nr.	○
590 081	M14 x 1.5
590 101	M16 x 1.5
590 121	M18 x 1.5
590 123	M20 x 1.5
590 151	M22 x 1.5
590 163	M24 x 1.5
590 181	M26 x 1.5
590 203	M30 x 2
590 221	M30 x 2
590 303	M42 x 2

Bicone rings



Hardened stainless steel. Bicone ring as per DIN 3861 Form B

R+M Nr.	RØ	TYP
590 082	8 mm	L
590 102	10 mm	L
590 122	12 mm	L
590 122	12 mm	S
590 152	15 mm	L
590 164	16 mm	S
590 182	18 mm	L
590 204	20 mm	S
590 222	22 mm	L
590 304	30 mm	S

Please follow the assembly instructions DIN 3859.

Mounting bracket



Mount for 500 bar ball valves 3/8" and 1/2"

R+M Nr.	M
708 00	stainless steel

High pressure ball valves ST-3105

Standard

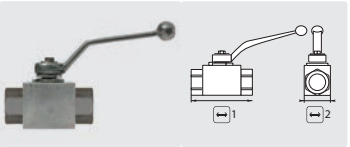

Lever Zn.
Ball chrome-plated.
Max. 80 °C

R+M Nr.	○	P	↔1	↔2
706 03	1/4"	500 bar	69	26
706 10	3/8"	500 bar	72	32
706 15	1/2"	500 bar	83	35
706 18	3/4"	315 bar	95	49

High pressure ball valves

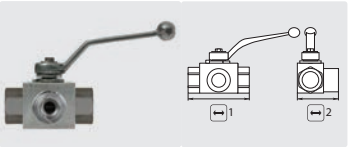

Lever Zn.
Ball chrome-plated. L-form.
Max. 80 °C

R+M Nr.	○	P	↔1	↔2
706 23	1/4"	500 bar	69	48
706 24	3/8"	500 bar	72	52
706 25	1/2"	500 bar	83	59
706 27	3/4"	315 bar	95	72

Standard stainless steel

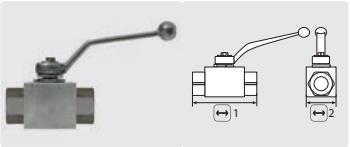

AISI 316 Ti.
Ball stainless steel.
Max. 100 °C

R+M Nr.	○	P	↔1	↔2
707 15	1/4"	500 bar	69	26
707 25	3/8"	500 bar	72	32
707 35	1/2"	500 bar	83	35
707 45	3/4"	315 bar	95	49

HP ball valves stainless steel

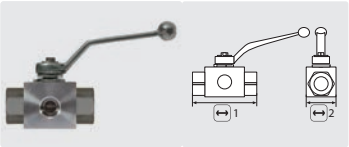

AISI 316 Ti. Lever Zn.
Ball stainless steel. L-form.
Max. 100 °C

R+M Nr.	○	P	↔1	↔2
706 279	1/4"	500 bar	69	48
706 269	3/8"	500 bar	72	52
706 260	1/2"	500 bar	83	57
706 299	3/4"	315 bar	95	72

Valves with connections



Zinc-plated steel. Lever Zn.
Ball chrome-plated.
Max. 500 bar / 80 °C

R+M Nr.	⟲	⟲	↔
706 05	M22 M	M22 F	65
706 151	M22 M	tube Ø 16	83
706 20	M18 M	M18 M	64
706 101	M22 M	M22 M	100



Zinc-plated steel. Lever Zn.
Ball chrome-plated.
Max. 500 bar / 80 °C

R+M Nr.	⟲	⟲	↔
706 031	M22 F	M22 F	110

High pressure ball valves

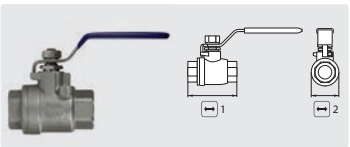

Stainless steel V2A / AISI 304.
Ball stainless steel.
Max. 140 bar / 60 °C

R+M Nr.	○	↔1	↔2
707 10	1/4"	52	28
707 20	3/8"	52	28
707 30	1/2"	64	31
707 40	3/4"	71	35



Nickel-plated brass.
Ball chrome-plated.
Max. 210 bar / 80 °C

R+M Nr.	○	↔1	↔2
705 383 82	3/8"	30	75
705 121 22	1/2"	36	85

Further ball valve models are available on request.

Symbols ○ thread RØ pipe diameter in mm ↔ length in mm M material TYP type ↕ height en mm

High pressure solenoid valves closed in off-position

Danfoss VDHT



Stainless steel. Viton. Pressure range 0 - 160 bar. Without coil. Max. 90 °C

R+M Nr.	○	⟷
837 180 094	1/2"	60 l/min
837 180 092	3/8"	30 l/min

Danfoss solenoid coil



24 V / DC / 13 W

R+M Nr.
837 018 791 4

Rapa SV 04



1/4" F. NW 1.5 mm. Solenoid valve with connector. Pressure range 0 - 130 bar. Max. 90 °C

R+M Nr.	V
832 01	24 V =
832 00	24 V ~ 50 Hz
832 10	230 V ~ 50 Hz

AK



1/4" F. NW 1.2 mm. Solenoid valve without connector. Pressure range 0 - 180 bar. Max. 90 °C

R+M Nr.	↔	↕	V
833 10	48 mm	109 mm	24 V =
833 15	48 mm	109 mm	24 V ~ 50 Hz
833 00	48 mm	109 mm	230 V ~ 50 Hz



R+M Nr.
833 50

Distributor connector block



Stainless steel. 2 x 3 connections.
H x W x D: 36 x 193 x 40 mm. 290 g.
Max. 10 bar. 150 °C

R+M Nr.	6 x ○	⟜	⟲
725 061 012	1/2" F	1" F	1" F



Stainless steel. 4 connections.
H x W x D: 36 x 243 x 40 mm. 390 g.
Max. 10 bar. 150 °C

R+M Nr.	4 x ○	⟜	⟲
725 041 012	1/2" F	1" F	1" F

Water tank for wall mounting



Stainless steel. Incl. wall bracket, baffle and cover. 21 kg

R+M Nr.	⌀ / ⟜	⟲	capacity
105 000 030	27 mm / 3/4"	3/4" F	60 l

Symbols ⟜ inlet ⟲ outlet P pressure V voltage ⟷ flow ↕ height ○ thread TYP type shipment by truck

Hose guide system . zinc-plated steel . 28 x 30 mm profile

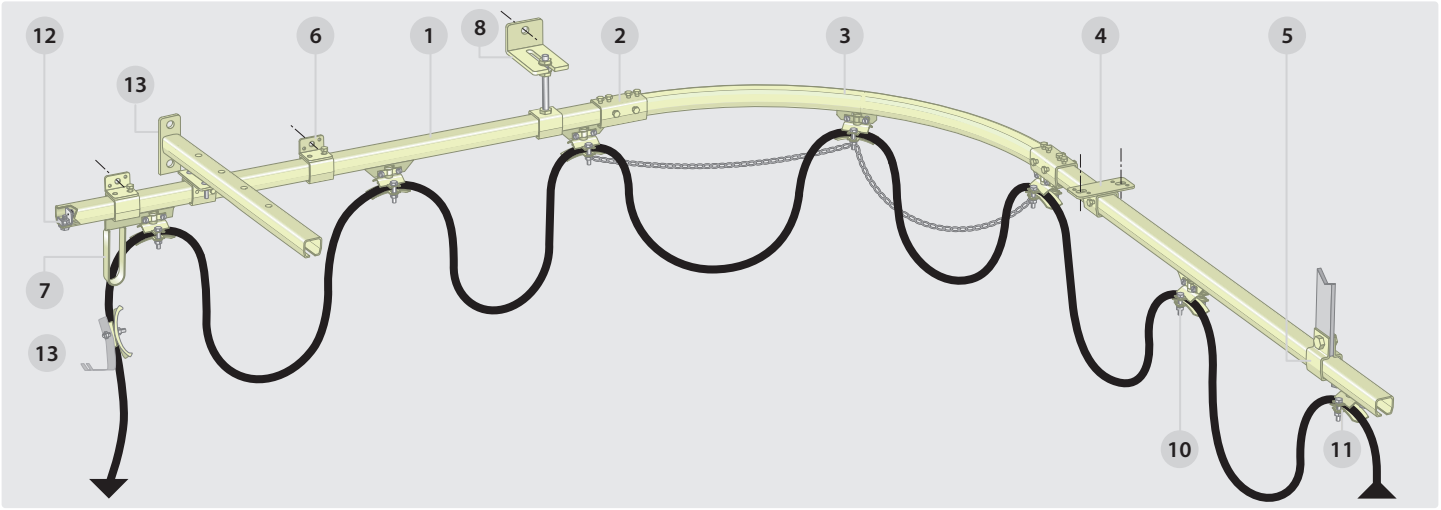

In case of angle installation it is recommended to connect the trolleys with a chain.

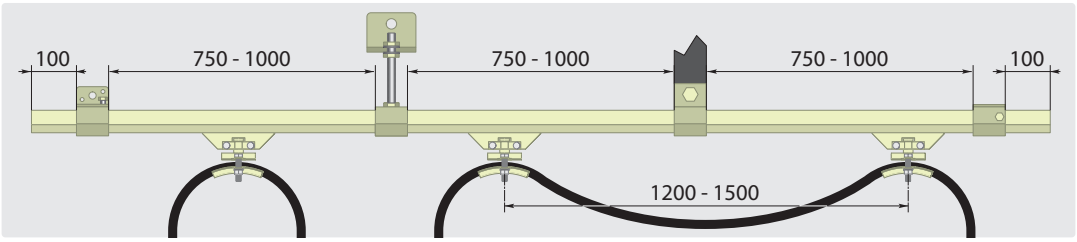

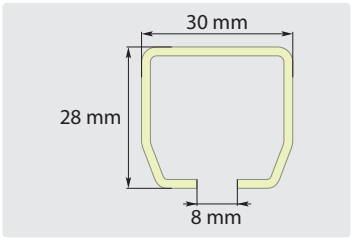

C-rails

1



R+M Nr.	↔
107 008 0	6 m

Connecting rails

2



R+M Nr.	↔
107 208 0	80 mm

90° C-rails

3



R+M Nr.	radius
107 508 0	650 mm

Ceiling support brackets

4



Hole size 63 mm

R+M Nr.	↔
107 608 0	40 mm

Mount base for flat iron

5



R+M Nr.	↔
107 908 0	40 mm

Wall mount base

6



R+M Nr.	↔
107 108 0	40 mm

Mounting brackets



R+M Nr.		↔
107 901 0	1	300 mm
107 902 0	2	VPE = 50

Adjustable bracket in height + double wall angle

8



Angle length 100 mm

R+M Nr.		TYP
107 808 1	1	angle
107 808 2	2	sleeve

Please use the hose guide system made out of stainless steel in case of saline conditions!

Hose guide system . zinc-plated steel . 28 x 30 mm profile

Attachment trolleys

7



Weight max. 10 kg

R+M Nr.	outer ⌀
107 308 07	8 - 15 mm
107 308 06	16 - 24 mm

Twin hose trolleys

9



Weight max. 10 kg

R+M Nr.	outer ⌀
107 308 012	8 - 15 mm
107 308 002	16 - 24 mm

Hose trolleys

10



Weight max. 10 kg

R+M Nr.	outer ⌀
107 308 01	8 - 15 mm
107 308 0	16 - 24 mm



End clamps

11



Weight max. 10 kg

R+M Nr.	outer ⌀
107 708 01	8 - 15 mm
107 708 0	16 - 24 mm

Bumpers

12



R+M Nr.
107 408 0

Lance Holder

Clamp galvanized steel, holder stainless steel. For Hose-⌀ 16-24 mm

13



R+M Nr.
200 000 180

Hose guide system . stainless steel V2A / AISI 304 . 28 x 30 mm profile

C-rails

1



R+M Nr.	↔
107 008 09 🚚	6 m

Mounting brackets



R+M Nr.		↔
107 901 9	**1**	300 mm
107 902 8	**2**	VPE = 50

Connecting rails

2



R+M Nr.
107 208 09

Ceiling support brackets

4



Hole size 63 mm

R+M Nr.	↔
107 608 09	40 mm

Adjustable bracket in height + double wall angle

8



Angle length 100 mm

R+M Nr.		TYP
107 808 19	**1**	angle
107 808 29	**2**	sleeve

Attachment trolleys

7



Suitable for hoses up to 24 mm

R+M Nr.
107 308 069

Hose trolleys

10



Suitable for hoses up to 24 mm

R+M Nr.
107 308 09

Hose end clamps

11



Suitable for hoses up to 24 mm

R+M Nr.
107 708 09

Bumpers

12



R+M Nr.
107 408 09

Symbols TYP type VPE packing unit ↔ length 🚚 shipment by truck

Hose guide system . zinc-plated steel . 32 x 30 mm Profil



Hose guide system elements for easy installation on 32 x 30 mm profile rails, for existing systems:

» Material: galvanized steel / plastic.
» For hoses with an outer diameter of 10-16, 17-25 and 26-32 mm.
» Safe and variable adaptations, indestructible and easy to disassemble.
» Smooth-running guide rollers.
» Corrosion-free and lightweight.
» Can be put together individually (modular system).
» Temperature range: - 30 ° C to + 60 ° C.
» Contact us! We supply a wide range of additional accessories on request!



C-Rail*



Galvanized steel, C-Rail 32 x 30 mm.

R+M Nr.	↔	
107 000 900	🚚	4 meters
107 000 801	🚚	6 meters

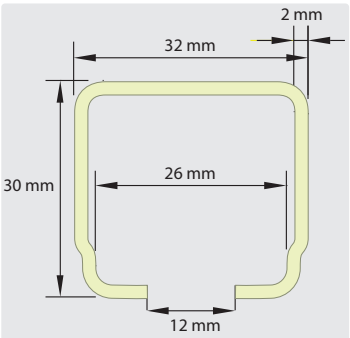

* the profile is suitable for existing systems (not for items on catalog pages 395-396)

Ceiling support brackets



Hole size 60 mm

R+M Nr.	↔	
107 000 825		86 mm

Wall mount base



R+M Nr.	↔	
107 000 830		50 mm

Connecting rails



R+M Nr.	↔	
107 000 810		100 mm



Hose trolleys plastic / galvanized steel

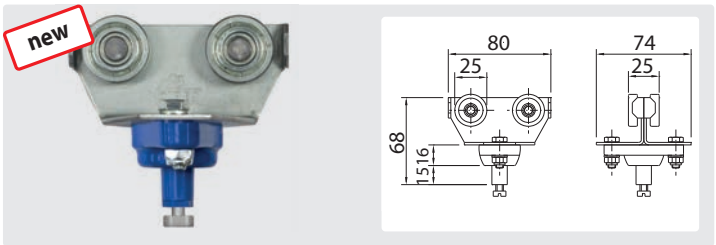

For C-Rail 32 x 30 mm. Load capacity 20 kg.
Rollers with ball bearings.

R+M Nr.
107 000 301

Hose trolleys plastic

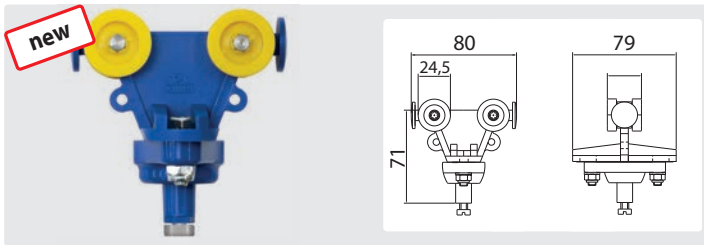

For C-Rail 32 x 30 mm. Load capacity 5 kg.
Castors with steel axles.

R+M Nr.
107 000 305

Hose guide system . zinc-plated steel . 32 x 30 mm Profil

Hose hanger plastic

⌀ 10-16 mm



Galvanized steel screws. For C-Rail 32 x 30 mm.

R+M Nr.	↔	R
107 000 050	70	80

⌀ 17-25 mm



Galvanized steel screws. For C-Rail 32 x 30 mm.

R+M Nr.	↔	R
107 000 051	100	125

⌀ 26-36 mm



Galvanized steel screws. For C-Rail 32 x 30 mm.

R+M Nr.	↔	R
107 000 052	140	160

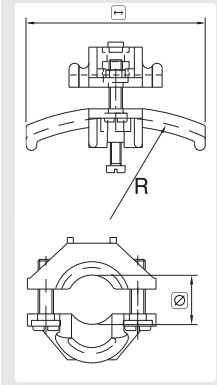

End clamp



Plastic / galvanized steel. For C-Rail 32 x 30 mm

R+M Nr.
107 000 779

End stop



Galvanized steel. Rubber buffer. For C-Rail 32 x 30 mm

R+M Nr.
107 408 0

Symbols ★ marking ⇦ inlet ⇨ outlet DN nominal diameter P pressure ↔ length weight TYP type shipment by truck

Automatic hose reels

The ST and SoST series are robust and reliable hose reel models with automatic spring return with the following characteristics:

» Maintenance-free slide bearings made out of plastics being resistant to chemicals, wetness and dirt.

» There are 8 positions per rotation to stop the hose. A quick pull unmakes the locking device.

» The hose reels are all equipped with a swivel ST-322. The swivels ST-322 are completely made out of stainless steel and have a ring as sealing element.

» Suitable for the mediums water or water with cleaning detergent, air, oils and greases.

» Further models are available on request: electrostatically buffed suitable for the food industry or the ATEX version designed for applications in explosion-proof areas.

ST 14 / ST 20 / ST 30 / ST 40



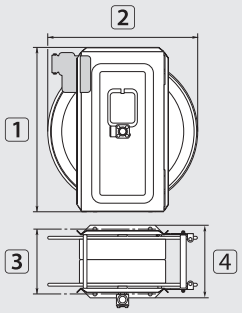

TYP	outer ⌀ = hose ↔
01	15.0 mm = 14 m
02	15.0 mm = 20 m
03	15.0 mm = 40 m
08	25.0 mm = 10 m
09	25.0 mm = 36 m
10	15.0 mm = 28 m

Powder-coated steel. Application in dry areas

R+M Nr.	★	G	⟲	DN	P	℃		1	2	3	4	TYP
750 14	●	3/8" F	3/8" F	10	400 bar	90 °C	14.0 kg	440 mm	400 mm	176 mm	206 mm	01
750 141	●	M22 M	M22 M	10	400 bar	90 °C	14.0 kg	440 mm	400 mm	176 mm	206 mm	01
750 20	●	3/8" F	3/8" F	10	400 bar	90 °C	16.0 kg	500 mm	460 mm	176 mm	206 mm	02
750 201	●	M22 M	M22 M	10	400 bar	90 °C	16.0 kg	500 mm	460 mm	176 mm	206 mm	02
750 30	■	3/8" F	3/8" F	10	400 bar	90 °C	18.0 kg	500 mm	460 mm	226 mm	256 mm	10
750 40	■	3/8" F	3/8" F	10	400 bar	90 °C	25.0 kg	500 mm	460 mm	276 mm	306 mm	03
750 401	■	M22 M	M22 M	10	400 bar	90 °C	25.0 kg	500 mm	460 mm	276 mm	306 mm	03
750 201 9	●	3/4" F	3/4" F	19	200 bar	90 °C	17.0 kg	500 mm	460 mm	176 mm	206 mm	08
750 401 9	▲	3/4" F	3/4" F	19	200 bar	90 °C	26.5 kg	500 mm	460 mm	376 mm	406 mm	09

ST 14 / ST 20 / ST 30 / ST 40



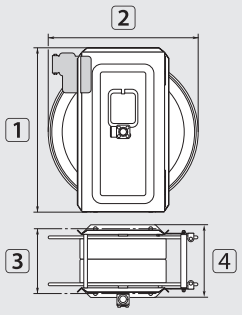

TYP	outer ⌀ = hose ↔
01	15.0 mm = 14 m
02	15.0 mm = 20 m
03	15.0 mm = 40 m
04	15.0 mm = 57 m
05	20.0 mm = 17 m
06	20.0 mm = 25 m
07	20.0 mm = 37 m
09	25.0 mm = 36 m
10	15.0 mm = 28 m

Stainless steel V2A / AISI 304. Application in wet areas

R+M Nr.	★	G	⟲	DN	P	℃		1	2	3	4	TYP
740 14	●	3/8" F	3/8" F	10	400 bar	90 °C	14.0 kg	440 mm	400 mm	176 mm	206 mm	01
740 141	●	M22 M	M22 M	10	400 bar	90 °C	14.0 kg	440 mm	400 mm	176 mm	206 mm	01
740 20	●	3/8" F	3/8" F	10	400 bar	90 °C	16.0 kg	500 mm	460 mm	176 mm	206 mm	02
740 201	●	M22 M	M22 M	10	400 bar	90 °C	16.0 kg	500 mm	460 mm	176 mm	206 mm	02
740 30	■	3/8" F	3/8" F	10	400 bar	90 °C	18.0 kg	500 mm	460 mm	226 mm	256 mm	10
740 301	■	M22 M	M22 M	10	400 bar	90 °C	18.0 kg	500 mm	460 mm	226 mm	256 mm	10
740 312	■	1/2" F	1/2" F	12	400 bar	90 °C	18.0 kg	500 mm	460 mm	226 mm	256 mm	06
740 40	■	3/8" F	3/8" F	10	400 bar	90 °C	25.0 kg	500 mm	460 mm	276 mm	306 mm	03
740 401	■	M22 M	M22 M	10	400 bar	90 °C	25.0 kg	500 mm	460 mm	276 mm	306 mm	03
740 60	▲	3/8" F	3/8" F	10	400 bar	90 °C	32.5 kg	500 mm	460 mm	376 mm	406 mm	04
740 201 2	●	1/2" F	1/2" F	12	300 bar	90 °C	16.0 kg	500 mm	460 mm	176 mm	206 mm	05
740 401 2	■	1/2" F	1/2" F	12	300 bar	90 °C	25.0 kg	500 mm	460 mm	276 mm	306 mm	07
740 401 9	▲	3/4" F	3/4" F	19	200 bar	90 °C	26.5 kg	500 mm	460 mm	376 mm	406 mm	09

Automatic hose reels

SoST 14 / SoST 20



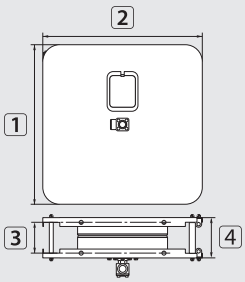

TYP	outer ⌀ = hose ↔
01	15.0 mm = 14 m
02	15.0 mm = 20 m

Powder-coated steel. Application in dry areas

R+M Nr.	★	⊆	⊇	DN	P	℃		1	2	3	4	TYP
740 002	●	3/8" F	1/2" F	10	400 bar	90 °C	14.0 kg	470 mm	470 mm	107 mm	135 mm	01
740 005	●	3/8" F	1/2" F	10	400 bar	90 °C	16.0 kg	470 mm	470 mm	167 mm	195 mm	02

SoST 14 / SoST 20



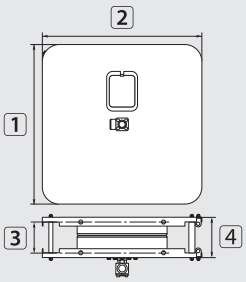

TYP	outer ⌀ = hose ↔
01	15.0 mm = 14 m
02	15.0 mm = 20 m

Stainless steel V2A / AISI 304. Application in wet areas

R+M Nr.	★	⊆	⊇	DN	P	℃		1	2	3	4	TYP
740 008	●	3/8" F	1/2" F	10	400 bar	90 °C	14.0 kg	470 mm	470 mm	107 mm	135 mm	01
740 009	●	3/8" F	1/2" F	10	400 bar	90 °C	16.0 kg	470 mm	470 mm	167 mm	195 mm	02

Symbols weight type ℃ temperature DN nominal diameter P pressure ★ marking ⊆ inlet ⊇ outlet ↕ height ○ thread M material

Accessories for hose reels

Wall swivel brackets ST 14 / ST 20



180° swivel

R+M Nr.	★	M
741 00	●	zinc-plated steel
741 01	●	stainless steel *

Wall swivel brackets ST 30 / ST 40



180° swivel

R+M Nr.	★	M
741 001	■	zinc-plated steel
741 011	■	stainless steel *

Wall swivel brackets ST 40



180° swivel

R+M Nr.	★	M
741 003	▲	zinc-plated steel
741 012	▲	stainless steel *

Counterplates ST14/20/30/40



R+M Nr.	M
741 002	stain. steel *

* V2A / AISI 304

Swivels ST-322



3/8" F : 3/8" M. DN 10.
Max. 400 bar / 90 °C

R+M Nr.	↕
200 322 500	65 mm



1/2" F : 3/8" M. DN 10.
Max. 300 bar / 90 °C

R+M Nr.	↕
200 322 510	65 mm



1/2" F : 1/2" M. DN 12.
Max. 300 bar / 90 °C

R+M Nr.	↕
200 322 520	67 mm



1/2" F : 1/2" M. DN 12.
Max. 300 bar / 90 °C

R+M Nr.	↕
200 322 522	68 mm

ST / SoST



Swivel 200 bar

R+M Nr.	○
750 400 1	3/4"



Seal kit swivel 200 bar

R+M Nr.	TYP
750 400 2	3/4"

Repair kit ST-322



Repair kit swivels ST-322

R+M Nr.
200 322 490

Hose guides



Wall hose guide frame. 50 x 37 mm

R+M Nr.
741 06



1/4" F : 3/8" M. Housing and axle stainless steel. Max. 600 bar / 90 °C

R+M Nr.	↕
750 280 0	59 mm



Seal kit swivel 750 280 0

R+M Nr.
750 200 2

Hose stops



Hose stop with six exchangeable inserts.
Hose ⌀ 10 - 34 mm

R+M Nr.
741 03



R+M Nr.	⌀
200 000 171	14.5
200 000 170	16.0
200 000 172	17.7
200 000 173	21.5
200 000 174	24.5

Bolt sets



Stainless steel. Set for bracket

R+M Nr.
741 02

Inox automatic hose reels

» Base frame stain. steel V2A / AISI 304. Reel made out of especially impact-resistant ABS plastic which is usually used for the manufacture of motorcycle helmets and in the automotive industry.

» Due to the high quality construction of the automatic spring-driven high pressure hose reels they are suitable for applications in service stations, garages, in the agriculture and in the building industry etc.

» The automatic hose reels are easy to install in every place such as wall, ceiling, vehicle etc. An optionally available wall bracket enables an easy mounting of the hose reel.

» All models offer a traction release. A quick pull unmakes the locking device.

» The hose reels are all equipped with a swivel ST-322. The swivels ST-322 are completely made out of stainless steel and have a ring as sealing element.

» Due to the processed materials the hose reels are unhesitatingly suitable for the mediums water, water with cleaning detergent, oils, greases and air.

» They are suitable for a working pressure of max. 300 bar and a temperature of max. 90 °C.



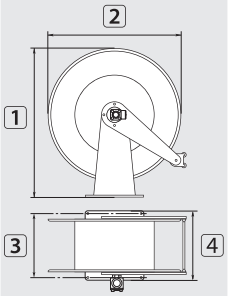

TYP	outer ⌀ = hose ↔
05	17.0 mm = 21 m
05	19.5 mm = 16 m
05	22.0 mm = 14 m

R+M Nr.	C	★	G	⟲	DN	P	℃	⚖	1	2	3	4	TYP
764 434 30	yellow	●	1/2" F	1/2" F	10	300 bar	90 °C	14.0 kg	460 mm	420 mm	140 mm	186 mm	05
764 434 32	yellow	●	M22 M	plug coupling 11 mm	10	300 bar	90 °C	14.0 kg	460 mm	420 mm	140 mm	186 mm	05
764 434 34	yellow	●	M22 M	M22 M	10	300 bar	90 °C	14.0 kg	460 mm	420 mm	140 mm	186 mm	05

R+M Nr.	C	★	G	⟲	DN	P	℃	⚖	1	2	3	4	TYP
764 434 31	grey	●	1/2" F	1/2" F	10	300 bar	90 °C	14.0 kg	460 mm	420 mm	140 mm	186 mm	05
764 434 33	grey	●	M22 M	plug coupling 11 mm	10	300 bar	90 °C	14.0 kg	460 mm	420 mm	140 mm	186 mm	05
764 434 35	grey	●	M22 M	M22 M	10	300 bar	90 °C	14.0 kg	460 mm	420 mm	140 mm	186 mm	05

R+M Nr.	C	★	G	⟲	DN	P	℃	⚖	1	2	3	4	TYP
764 434 36	black	●	1/2" F	1/2" F	10	300 bar	90 °C	14.0 kg	460 mm	420 mm	140 mm	186 mm	05
764 434 37	black	●	M22 M	plug coupling 11 mm	10	300 bar	90 °C	14.0 kg	460 mm	420 mm	140 mm	186 mm	05
764 434 38	black	●	M22 M	M22 M	10	300 bar	90 °C	14.0 kg	460 mm	420 mm	140 mm	186 mm	05



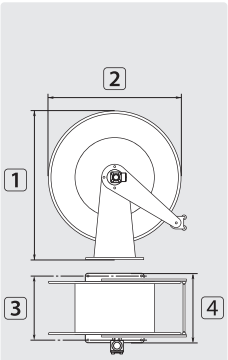

TYP	outer ⌀ = hose ↔
02	18.5 mm = 28 m
02	20.0 mm = 26 m
02	22.0 mm = 24 m

R+M Nr.	C	★	G	⟲	DN	P	℃	⚖	1	2	3	4	TYP
763 532 30	grey	▲	1/2" F	1/2" F	12	300 bar	90 °C	19.0 kg	560 mm	510 mm	153 mm	203 mm	02

Symbols ★ marking G inlet ⟲ outlet DN nominal diameter P pressure ⚖ weight TYP type ℃ temperature ↔ length C colour

Automatic hose reels

Due to the high quality construction of the automatic spring-driven high pressure hose reels they are suitable for applications in service stations, garages, in the agriculture and in the building industry etc.

» The automatic hose reels are easy to install in every place such as wall, ceiling, vehicle etc. An optionally available wall bracket enables an easy mounting of the hose reel.

» All models offer a traction release. A quick pull unmakes the locking device.

» The hose reels are all equipped with a swivel ST-322. The swivels ST-322 are completely made out of stainless steel and have a ring as sealing element.

» Due to the processed materials the hose reels are unhesitatingly suitable for the mediums water, water with cleaning detergent, oils, greases and air.

» Fixed as well as swivelling brackets are available for all models. Both brackets and hose reels are made out of stainless steel V2A / AISI 304.

» According to directive 94/9/EG (Atex 95/100) the hose reels are suitable for applications in mining and explosion-proof areas.

» They can be used in explosive zones 1 + 2 (gas) and 21 + 22 (dust). The temperature has to be defined accordingly.

II 2/GD c (T4) 135 °C X

R+M 434





TYP	outer ⌀ = hose ↔
01	17.0 mm = 21 m
01	19.5 mm = 16 m
01	22.0 mm = 14 m

R+M Nr.	★	G	⟲	DN	P	℃	⚖	1	2	3	4	TYP
763 434 30	●	1/2" F	1/2" F	12	300 bar	90 °C	14.0 kg	460 mm	420 mm	140 mm	186 mm	01
763 434 31	●	M22 M	plug coupling 11 mm	10	300 bar	90 °C	14.0 kg	460 mm	420 mm	140 mm	186 mm	01
763 434 32	●	M22 M	M22 M	10	300 bar	90 °C	14.0 kg	460 mm	420 mm	140 mm	186 mm	01

R+M 534





TYP	outer ⌀ = hose ↔
02	18.5 mm = 28 m
02	20.0 mm = 26 m
02	22.0 mm = 24 m

R+M Nr.	★	G	⟲	DN	P	℃	⚖	1	2	3	4	TYP
763 534 30	▲	1/2" F	1/2" F	12	300 bar	90 °C	19.0 kg	560 mm	510 mm	153 mm	203 mm	02
763 534 31	▲	M22 M	plug coupling 11 mm	10	300 bar	90 °C	19.0 kg	560 mm	510 mm	153 mm	203 mm	02

Automatic hose reels

R+M 544





TYP	outer ⌀ = hose ↔
03	22.0 mm = 30 m
03	28.0 mm = 22 m
03	34.0 mm = 17 m

R+M Nr.	★	⇥	⇤	DN	P	℃		1	2	3	4	TYP
763 544 30	■	1/2" F	1/2" F	12	300 bar	90 °C	24.0 kg	573 mm	510 mm	218 mm	300 mm	03
763 544 20	■	1" F	1" F	19	100 bar	90 °C	24.0 kg	573 mm	510 mm	218 mm	300 mm	03

R+M 564





TYP	outer ⌀ = hose ↔
04	22.0 mm = 60 m
04	30.0 mm = 40 m
04	35.0 mm = 30 m

R+M Nr.	★	⇥	⇤	DN	P	℃		1	2	3	4	TYP
763 564 30	▼	1/2" F	1/2" F	10	300 bar	90 °C	30.0 kg	578 mm	510 mm	399 mm	488 mm	04

Symbols ★ marking ⇥ inlet ⇤ outlet DN nominal diameter P pressure ↔ length weight TYP type ℃ temperature ↕ height

Accessories for hose reels

Wall swivel brackets



Stainless steel V2A / AISI 304. 80° swivel

R+M Nr.	★
763 430 06	●
763 530 06	▲
763 540 06	■

Wall brackets



Stainless steel. Optionally as fit-up aid

R+M Nr.	★
763 430 02	●
763 530 02	▲
763 540 02	■
763 560 02	▼

Swivels ST-322



M28 M. DN 12. Max. 300 bar / 90 °C

R+M Nr.	↕	G
200 322 523	79.5 mm	1/2" F
200 322 525	79.5 mm	3/8" F



Repair kit swivel ST-322

R+M Nr.
200 322 490

Centrifugal brake mechanism



For Model R+M 434, R+M 532, R+M 534, R+M 544 and R+M 564

R+M Nr.
763 430 020

Automatic inlet window



For Model R+M 434, R+M 532, R+M 534, R+M 544 and R+M 564

R+M Nr.	TYP
763 443 12	R+M 434
763 453 12	R+M 532, R+M 534
763 454 12	R+M 544
763 456 12	R+M 564

Automatic hose reel, mounted with pre-assembled HP-hoses



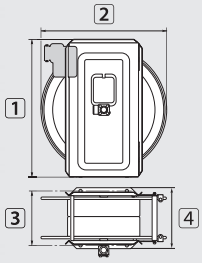

TYP	1	2	3	4
01	440	400	176	206
02	500	460	176	206
03	500	460	226	256
04	500	460	276	306

Hose reel: Stainless steel V2A / AISI 304. There are 8 positions per rotation to stop the hose. A quick pull unmakes the locking device. Suttner swivel ST-322 made out of stainless steel.
Max. 90 °C



TYP **01 with HP-hose:** 1 SN. DN 10. 10 metres.
Wrapped, black cover

R+M Nr.	P	⊂	⊃	★
740 140 01	210 bar	3/8" F	M22 F	●

TYP **02 with HP-hose:** 2 SC. DN 8. 20 metres.
Wrapped, black cover

R+M Nr.	P	⊂	⊃	★
740 202 201	400 bar	M22 M	M22 F stainless steel	●

TYP **03 with HP-hose:** 1 SN. DN 8. 30 metres.
Smooth, black cover, outlet stainless steel

R+M Nr.	P	⊂	⊃	★
740 302 222	250 bar	M22 M	M22 F stainless steel	■

TYP **04 with HP-hose:** 2 SC. DN 8. 40 metres.
Wrapped, black cover, outlet stainless steel

R+M Nr.	P	⊂	⊃	★
740 402 201 🚚	400 bar	M22 M	M22 F stainless steel	■



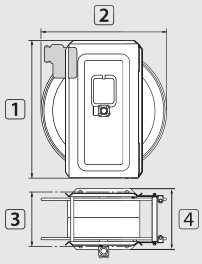

TYP	1	2	3	4
02	500	460	176	206
04	500	460	276	306

Hose reel: Powder-coated steel. There are 8 positions per rotation to stop the hose. A quick pull unmakes the locking device. Suttner swivel ST-322 made out of stainless steel.
Max. 90 °C



TYP **02 with HP-hose:** 2 SC. DN 8. 20 metres.
Wrapped, black cover

R+M Nr.	P	⊂	⊃	★
750 202 201	400 bar	M22 M	M22 F stainless steel	●

TYP **04 with HP-hose:** 2 SC. DN 8. 40 metres.
Wrapped, black cover

R+M Nr.	P	⊂	⊃	★
750 402 201 🚚	400 bar	M22 M	M22 F stainless steel	■

TYP **04 with HP-hose:** 2 SC. DN 8. 30 metres.
Wrapped, black cover

R+M Nr.	P	⊂	⊃	★
750 402 202 🚚	400 bar	M22 M	M22 F stainless steel	■

Symbols ★ marking ⊂ inlet ⊃ outlet P pressure TYP type 🚚 shipment by truck

Automatic hose reel, mounted with pre-assembled HP-hoses

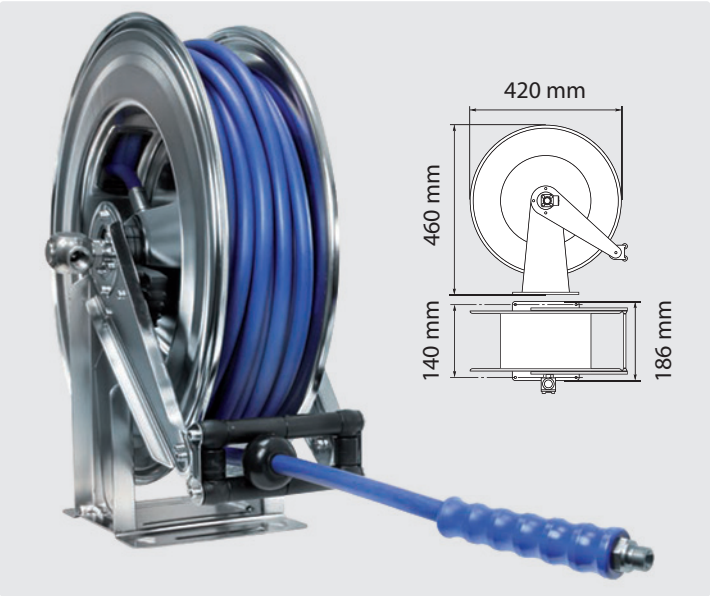

Hose reel: Stainless steel V2A / AISI 304. With automatic spring-drive and traction release. Suttner swivel ST-322 made out of stainless steel. Max. 90 °C



with HP-hose: 2 SN. DN 8. 20 metres. Smooth, blue cover. Outlet stainless steel

R+M Nr.	P			★
763 434 001	300 bar	1/2" F	3/8" M stainless steel	●

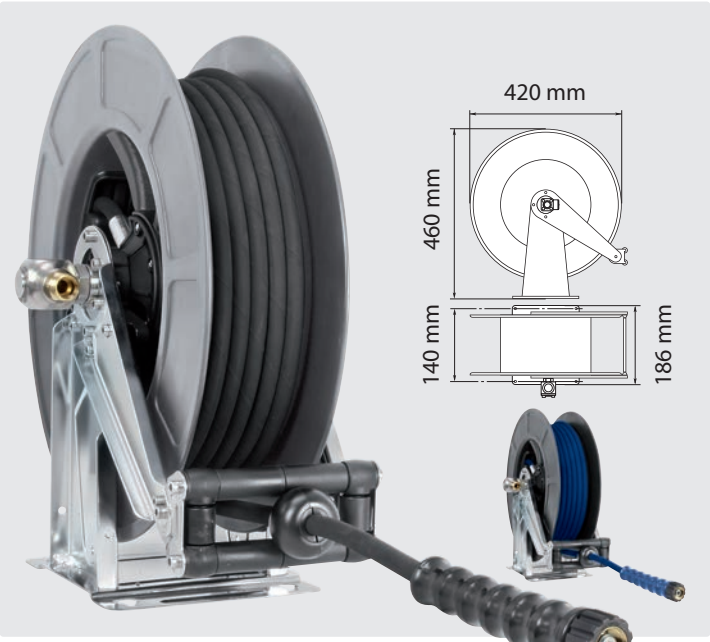

Hose reel: Base frame stainless steel V2A / AISI 304. Reel made out of especially impact-resistant ABS plastic with automatic spring-drive and traction release. Suttner swivel ST-322 made out of stainless steel. Max. 90 °C



Reel with HP-hose: 2 SC. DN 8. 20 metres. Wrapped, blue cover

R+M Nr.	P			reel	★
764 434 503	300 bar	M22 M	M22 F	black	●

Reel with HP-hose: 2 SC. DN 8. 20 metres. Wrapped, black cover

R+M Nr.	P			reel	★
764 434 311	300 bar	M22 M	M22 F	grey	●

Reel with HP-hose: 2 SC. DN 8. 20 metres. Wrapped, black cover

R+M Nr.	P			reel	★
764 434 500	300 bar	M22 M	M22 F	black	●

Reel with HP-hose: 1 SN. DN 8. 20 metres. Wrapped, black cover

R+M Nr.	P			reel	★
764 434 502	210 bar	M22 M	M22 F	black	●



R+M service

In case of an order for hose reels and hose please be informed that we are willingly prepared to directly mount the assembled hose on your desired hose reel.
For this purpose you only have to state the **R+M Nr.** 740 00 on your order.
It's definitely worth booking this service!
Should you require more information about our offer, do not hesitate to contact us at any time!
We are looking forward to receiving your order.

R+M Nr.
740 00

High pressure hose reels

STKI

The STKI series suitable for applications in craft and industry:

» The base frame is made out of canted steel sheet profiles which stand for excellent stability.

» The drum rotates by means of an adjustable handwheel being equipped with a free-wheel polyamide grip.

» By means of a mechanical brake integrated in the bearing the drum can be slowly decelerated or even totally blocked.

» Suitable for the mediums water or water with cleaning detergent, air, oils and greases.

» The hose reels are all equipped with a swivel ST-322. The swivels ST-322 are completely made out of stainless steel and have a slide ring as sealing element.



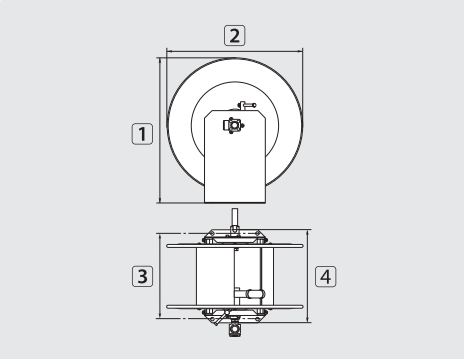

TYP	outer ⌀ = hose ↔
01	22.0 mm = 35 m
02	22.0 mm = 70 m
03	22.0 mm = 100 m
04	22.0 mm = 115 m
05	28.0 mm = 20 m
06	28.0 mm = 40 m
07	28.0 mm = 60 m
08	28.0 mm = 70 m
09	28.0 mm = 80 m
10	35.0 mm = 61 m

Stainless steel V2A / AISI 304

R+M Nr.			DN	P	°C		1	2	3	4	TYP
739 50	1/2" F	1/2" F	10	300 bar	90 °C	10.5 kg	515 mm	465 mm	280 mm	312 mm	01
739 60	1/2" F	1/2" F	10	300 bar	90 °C	13.5 kg	515 mm	465 mm	480 mm	512 mm	02
739 65	1/2" F	1/2" F	10	300 bar	90 °C	15.7 kg	515 mm	465 mm	680 mm	712 mm	03
739 701 2	1/2" F	1/2" F	10	300 bar	90 °C	16.8 kg	515 mm	465 mm	780 mm	812 mm	04
739 501 9	3/4" F	3/4" F	19	200 bar	90 °C	11.7 kg	515 mm	465 mm	280 mm	312 mm	05
739 601 9	3/4" F	3/4" F	19	200 bar	90 °C	14.7 kg	515 mm	465 mm	480 mm	512 mm	06
739 651 9	3/4" F	3/4" F	19	200 bar	90 °C	16.9 kg	515 mm	465 mm	680 mm	712 mm	07
739 70	3/4" F	3/4" F	19	200 bar	90 °C	18.0 kg	515 mm	465 mm	780 mm	812 mm	08
739 801 9	3/4" F	3/4" F	19	200 bar	90 °C	19.1 kg	515 mm	465 mm	880 mm	912 mm	09
739 702 4	1" F	1" F	24	100 bar	90 °C	18.3 kg	515 mm	465 mm	780 mm	812 mm	10

Accessories for hose reels

Elbow swivels



3/8" F : 3/8" M. DN 10.
Max. 400 bar / 90 °C

R+M Nr.	↕
200 322 500	65 mm



1/2" F : 3/8" M. DN 10.
Max. 300 bar / 90 °C

R+M Nr.	↕
200 322 510	65 mm



1/2" F : 1/2" M. DN 12.
Max. 300 bar / 90 °C

R+M Nr.	↕
200 322 520	67 mm



1/2" F : 1/2" M. DN 12.
Max. 300 bar / 90 °C

R+M Nr.	↕
200 322 522	68 mm

ST / SoST



Swivel 200 bar

R+M Nr.	○
750 400 1	3/4"



Repair kit swivel 750 400 1

R+M Nr.	TYP
750 400 2	3/4"

Symbols inlet outlet DN nominal diameter P pressure ↕ height ↔ length weight ○ thread TYP type shipment by truck

Accessories for hose reels

Hose reel trolley

» Stainless steel - trolley for mounting hose reels
» Manoeuvrable and easy to handle such as a sack truck
» Ergonomic plastic handle strip which is easily unscrewable for the food industry
» One lance holder on each side, diameter: 37 mm
» Suitable for the hose reels ST-71 (200 071 705), STKI 20 and STKI 40 (739 50, 739 601 9, 739 60, 739 501 9, 739 601 9)



Trolley with two big wheels. Ø 260 mm.
H x W x D: 1,210 x 715 x 560 mm

R+M Nr.	
712 000 078	9.0 kg



With optionally available extension plate

Trolley with two grey and non-fading wheels.
H x W x D: 1,175 x 700 x 650 mm

R+M Nr.	
712 000 070	7.9 kg

» **Extension plate made of stainless steel**
» Easy installation for 712 000 070
» Including fastening material
» 4 vibration dampers made of stainless steel and elastic natural rubber 55 °. Rubber buffer type A. M10 x 28. Spring stiffness: 500 N / mm. Load: 2,000 N
» For large hose reels: 739 65; 739 651 9 and 739 602 0

Extension plate, optional



R+M Nr.
105 000 103

Canister holder

» Material: made out of stainless steel
» Optimal sizes:
type 1: suitable for 5, 10 or 12 liter canister
type 2: suitable for 20 or 25 liter canister
» Mounting holes 8.5 mm
» One-piece item
» High loading capacity by solid quality
» Open base for placing the canister, thus ensuring an unhindered discharge of spilled liquids
» Strength of material: 1.5 mm



R+M Nr.	H x W x D	
105 000 001	160 x 250 x 210	1.2 kg
105 000 002	200 x 285 x 310	2.0 kg

Trolley



» Multifunctional trolley for foam and disinfection units
» Stainless steel. Trolley with two grey and non-fading wheels.
» Manoeuvrable and easy to handle such as a sack truck
» Open space for placing the canister, thus ensuring an unhindered discharge of spilled liquids
» Ergonomic plastic handle strip which is easily unscrewable for the food industry
» Two laterally attached lance holder
» Sufficient space for 2 container with chemicals comprising up to 25 kg each.
» H x W x D 1,150 x 540 x 620 mm

R+M Nr.	
710 000 163 389	14.0 kg

High pressure hose reels

STK

Series STK made out of deep-drawing metal sheet:

» Fold-away handwheel

» Adjustable braking and blocking device.

» Steel shackle avoids rolling over of the hose.

» Maintenance-free synthetic bearing sleeves.

» The hose reels are all equipped with a swivel ST-322. The swivel ST-322 are completely made out of stainless steel and have a slide ring as sealing element.

» Suitable for the mediums water or water with cleaning detergent, air, oils and greases.



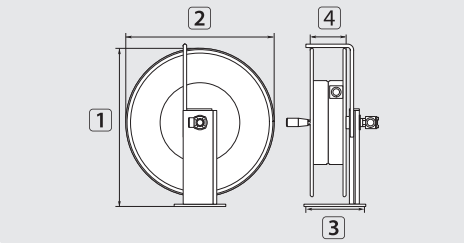

TYP	outer ⌀ = hose ↔
01	15.0 mm = 24 m
02	15.0 mm = 36 m

Powder-coated steel

R+M Nr.	⊖	⊖	DN	P	°C	⚖	1	2	3	4	TYP
760 20	3/8" F	3/8" F	10	400 bar	90 °C	6.2 kg	437 mm	400 mm	210 mm	100 mm	01
760 30	3/8" F	3/8" F	10	400 bar	90 °C	6.8 kg	500 mm	460 mm	210 mm	100 mm	02

STKI mini

» The drum rotates by means of an adjustable handwheel being equipped with a free-wheel polyamide grip.

» By means of a mechanical brake integrated in the bearing the drum can be slowly decelerated or even totally blocked.

» Suitable for the mediums water or water with cleaning detergent, air, oils and greases.

» The hose reels are all equipped with a swivel ST-320. The swivels ST-320 are completely made out of stainless steel and have a slide ring as sealing element.



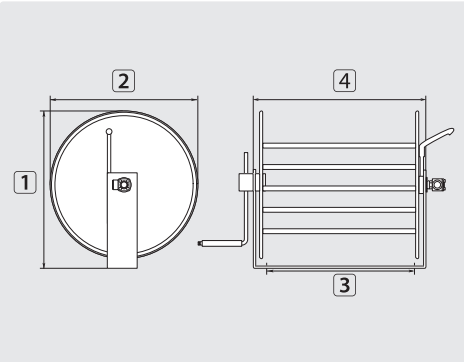

TYP	outer ⌀ = hose ↔
01	15,0 mm = 20 m

Stainless steel V2A / AISI 304

R+M Nr.	⊖	⊖	DN	P	°C	⚖	1	2	3	4	TYP
739 40	3/8" F	3/8" F	8	300 bar	90 °C	5,0 kg	298 mm	265 mm	210 mm	258 mm	01

High pressure hose reels ST-71

» The base frame is made out of stainless steel V2A / AISI 304 and stands for highest stability.
» Equipped with an especially wide orifice of 12 mm.
» Suitable media: water or water with cleaning chemicals, air, oils and grease.
» The drum hub consists of 5 sturdy stainless steel rods and runs in specially maintenance-free bearing sleeves.
» The drum rotates by means of an adjustable handwheel being equipped with a free-wheel polyamide grip.
» A mechanical brake makes it possible to lock in 6 positions.
» This high pressure hose reel is equipped with the swivel ST-322.
» The Suttner swivels ST-322 are completely made out of stainless steel and have a slide-ring sealing element.
» Not suitable for being mounted at walls and ceiling.



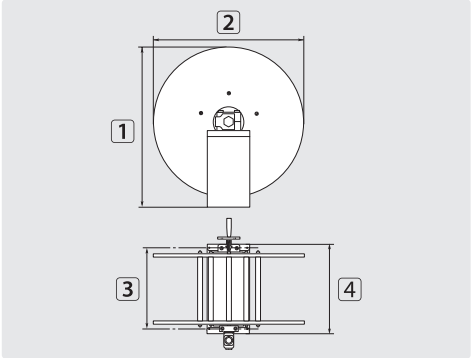

TYP	outer ⌀ = hose ↔
01	22.0 mm = 40 m

Stainless steel V2A / AISI 304

R+M Nr.	⇦	⇨	DN	P	℃		1	2	3	4	TYP
200 071 705	1/2" F	1/2" F	12	300 bar	90 °C	13 kg	460 mm	440 mm	240 mm	290 mm	01

Accessories for ST-71

Swivels ST-322



1/2" F : 1/2" M. DN 12. Max. 300 bar / 30 r.p.m. / 90 °C

R+M Nr.	↕
200 322 520	67 mm



Repair kit swivel ST-322

R+M Nr.
200 322 490

ST-71 hose reels with sewer cleaning hose assembly

The ST-71 hose reel is equipped with a 15 m Flexy sewer cleaning hose DN 6. The frame of the reel is made out of stainless steel and the reel is made out of plastics.

The space-saving and orderly solution can either be hung up at the wall or refitted in high pressure cleaner.

The hose can be used as extension of high pressure hoses or as sewer cleaning hose.

Max. 300 bar / 90 °C



R+M Nr.	⇨	⇦
200 071 615	1/4" M	M22 M
200 071 620	1/8" M	M22 M
200 071 625	M22 F	M22 M
200 071 626	Quick screw coupling M22 F swivel	M22 M
200 071 630	plug ⌀ 8.8	M22 M

Symbols ⇦ inlet ⇨ outlet DN nominal diameter P pressure ↕ height ↔ length weight ℃ temperature TYP type ⌀ diameter

High pressure hose reels

» High pressure hose reel: plastic.
» Swivel: brass / stainless steel.
» Holder: steel powder coated.
» Max. 250 bar / 90 °C



R+M Nr.				for hose-	outer-
738 072 000	3,4 kg	3/8" M	3/8" M	20 m with	20 mm
738 074 00	3,8 kg	3/8" M	3/8" M	40 m with	20 mm

Universal hose guide ST-71

» Extremely robust and stable
» Stainless steel construction
» Hose guide rollers made of food-grade plastic, suitable for use in food processing plants
» Suitable for hoses with an outside diameter up to 38 mm
» Simple attachment with 2 holes Ø 8 mm
» Material thickness of the bracket: 4 mm





R+M Nr.
710 071 500

Symbols inlet outlet length weight diameter



Accessories for sprayer and foamer 444-445
Air spinner system, Mosmatic 447-448
Brush holder 428
CARWASH COMFORT - the new hose wonder in self-service washing bays 433-434
CARWASH COMFORT - you are invited to experience our blue hose wonder in DN 8! 435
Carwash low pressure foam lance 422
Centrifugal pump 476
Chemical spray guns ST-510 & lances 438
Coin box easywash365+ including control box 470
Coin meter 469
Coin tester 471
Disinfection cold fog device ST-83.1 440
easyclean365+ Gun 439
easyclean365+ microfibre cloths 446
easywash365+ brush holder 428
easywash365+ car wash ceiling booms 452-453, 455
easywash365+ car wash ceiling booms with suspension 454
easywash365+ foam lances 423
easywash365+ foam sets 424-425
easywash365+ handles by Suttner 418
easywash365+ holder 431
easywash365+ Holder for Underbody Lance 432
easywash365+ lance holder 430
easywash365+ lance swivels ST-345 by Suttner 418
easywash365+ lances by Suttner 419-420, 422
easywash365+ mat cleaner 431
easywash365+ mat cleaner in RAL colour 431
easywash365+ Prewashing trolley 429
easywash365+ spray guns by Suttner 414
easywash365+ spray guns with ball-bearing swivel by Suttner 415
easywash365+ suction swivel arm 451
easywash365+ swivels 465
easywash365+ vertical boom 451
easywash365+ wall and ceiling booms 459
easywash365+ wall boom extension with ceiling boom 458
easywash365+ wash brushes - large areas are completely clean from now on! 426
Floor cleaner Mosmatic 450
Foam gun 439
Foamer with pressure tank 444-445
Handles with water flow 475
Handles without water flow 475
Heated high pressure hoses (before 2005) 437
Heated low pressure hoses 436-437
High pressure hoses for self-service washing bays 436
High pressure spray guns for self-service car wash 416-417
Hurricane Mosmatic 449
Lance holder, Mosmatic 430
Lance Mosmatic 419
Low pressure pre-spraying unit 432
Mosmatic car wash ceiling booms 456
Mosmatic car wash ceiling booms with LED 457
Mosmatic flex-brush wand – no more washing without coin slot! 428
Mosmatic high RPM swivels DY-Series 467
Mosmatic high RPM swivels DY-Series / WDRS 468
Mosmatic seal kits 467
Mosmatic swivels DGE / DGEI 466
Mosmatic swivels DGL 467
Mosmatic swivels DGS / DGV /DGK 466
Mosmatic swivels DGVI 466
Mosmatic swivels WDG 465
Motor control easywash365+ 470
Positioner 455
Protective gloves 432
Quick couplings suitable for Nito system 474
R+M car wash booms 460-461
R+M swivels 468
Replacement hoses 455
Replacement spring 455
Self-service air dryer Mosmatic 448
Self-service lances 419
Shovels 474
Sleeves for windscreen wipers 432
Snowbrooms 474
Sprayer 441-442, 443
Sprayer with pressure tank 444
Surface cleaner with air recovery system and integrated gum remover, Mosmatic 450
Suttner swivels 462-463
Suttner swivels ST-320 464
Suttner swivels ST-322 464
Swivels for easywash365+ ceiling booms 455
turbofoam365+ lances by Suttner 421
Underbody lance ST-97.1 449
Vacuum cups 432
Vorwerk lances & wash brushes 427
Wall mounts 455, 474
Wash brushes 426-427
Wash brushes with water flow 471
Wash brushes without water flow 472-473
Wheel scrubber 429
Wheel scrubber WHEELBLASTER PRO 429
Window brushes and accessories 473-474

easywash365+ spray guns by Suttner

New freeze stop valves in **easy**wash365+ spray guns and freeze stop spray guns
The valves are made entirely of non-rusting materials.
Contrary to all commercially available freeze stop valves, the actual internal valve body is made of a very wear-resistant, partially crystalline thermoplastic.
This difference significantly increases the robustness, reliability as well as preciseness in switching.

easywash365+ **standard**



Professional gun. Standard.
Max. 310 bar / 45 l/min / 150 °C

R+M Nr.		
202 600 518	1/4" F	3/8" F swivel

easywash365+ **weep**



Professional gun. Weep version.
Max. 310 bar / 45 l/min / 150 °C

R+M Nr.		
202 600 528	1/4" F	3/8" F swivel

easywash365+ **freeze stop**



Professional gun. Freeze stop version.
Max. 310 bar / 45 l/min / 150 °C

R+M Nr.		
202 600 538	1/4" F	3/8" F swivel

easywash365+ **standard**



Professional gun with lance swivel ST-345.
Standard.
Max. 310 bar / 45 l/min / 150 °C

R+M Nr.		
202 600 802	1/4" F	3/8" F swivel

easywash365+ **weep**



Professional gun with lance swivel ST-345.
Weep version.
Max. 310 bar / 45 l/min / 150 °C

R+M Nr.		
202 600 803	1/4" F	3/8" F swivel

easywash365+ **freeze stop**



Professional gun with lance swivel ST-345.
Freeze stop version.
Max. 310 bar / 45 l/min / 150 °C

R+M Nr.		
202 600 804	1/4" F	3/8" F swivel

Valves complete - **easy**wash365+



Standard

R+M Nr.
202 300 490



Weep

R+M Nr.
202 300 491



Freeze stop

R+M Nr.
202 300 457

ST-301 swivels



1/4" F : 3/8" F. ST-2300

R+M Nr.
200 301 050



Repair kit ST-301

R+M Nr.
200 300 100

easywash365+ spray guns with ball-bearing swivel by Suttner

» High-quality, integrated maintenance-free swivel joint, corrosion-resistant and very smooth-running.
» Extra-long service life of connected hoses guaranteed by the swivel protecting the hoses from twisting.
» Convenient 360° handling in any cleaning application.
» Max. 310 bar / 45 l/min / 150 °C.
» Gun inlet: 3/8" F, swivelling, gun outlet: 1/4" F.
» All guns with integrated ball-bearing swivel also feature the proven Low Trigger Force technology and are available with weep and freeze stop option or as standard version.



easywash365+ standard



Professional gun.
Standard.
With integrated ball bearing swivel.
Max. 310 bar / 45 l/min / 150 °C

R+M Nr.	⟲	⟳
202 600 514	1/4" F	3/8" F swivel

easywash365+ weep



Professional gun.
Weep version.
With integrated ball bearing swivel.
Max. 310 bar / 45 l/min / 150 °C

R+M Nr.	⟲	⟳
202 600 524	1/4" F	3/8" F swivel

easywash365+ freeze stop



Professional gun.
Freeze stop version.
With integrated ball bearing swivel.
Max. 310 bar / 45 l/min / 150 °C

R+M Nr.	⟲	⟳
202 600 534	1/4" F	3/8" F swivel

LTF - Low Trigger Force 90 % reduced holding force and 40 % reduced trigger force against usual market guns.

Valves complete - easywash365+



Standard

R+M Nr.
202 300 490



Weep

R+M Nr.
202 300 491



Freeze stop

R+M Nr.
202 300 457

easywash365+ – ball bearing swivel ST-303



1/4" F : 3/8" F.
Stainless steel / nickel-plated brass

R+M Nr.
200 303 050

LTF : Low Trigger Force 90 % reduced holding force and 40 % reduced trigger force against usual market guns.

Symbols ⟲ outlet ⟳ inlet

What is the difference between the versions freeze stop and weep?

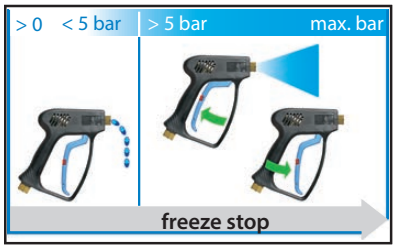

The picture illustrates the different effects regarding diverse winter safety methods of high pressure spray devices. The physical effect that liquids in motion tend to freeze to a lesser extent forms the basis of both versions. Therefore, both the weep as well as the freeze stop version let water pass through the valve (in case of different pressures and under the circumstances) even if the spray gun is closed in order to keep the water which is in piping, hose and spray device in motion.

The weep high pressure spray guns let a reduced water quantity pass through even if the trigger of the gun is not pulled as there is a notch in the seal seat of the valve. This is ensured in high pressure when the high pressure pump is in operation as well as in low pressure in case of water pipe pressure.

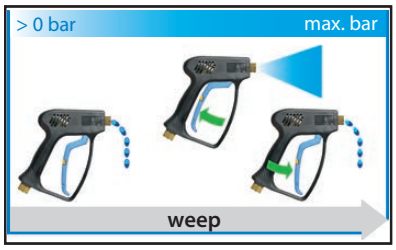

The so called freeze stop spray guns are equipped with a valve in valve technology. The operating valve which is driven by the spray gun trigger includes the real automatically operating freeze stop piston. For cleaning applications the spray gun is opened and closed as usual by the operating valve. The integrated freeze stop valve only comes into operation when there is low pressure (water pipe pressure). It is opened in a spring driven way if the pressure is lower than 5 bar. If the pressure increases e.g. by switching on the high pressure pump the freeze stop valve closes automatically. This improves the comfort of washing as there is no water coming out of the gun when taking it out of the lance holder.

High pressure spray guns for self-service car wash

ST-2300 freeze stop



Professional gun. Freeze stop version.
Max. 310 bar / 45 l/min / 150 °C

R+M Nr.		
202 300 582	1/4" F	3/8" F swivel

ST-2300 weep



Professional gun. Weep version.
Max. 310 bar / 45 l/min / 150 °C

R+M Nr.		
202 300 580	1/4" F	3/8" F

ST-2300 weep



Professional gun. Weep version.
Max. 310 bar / 45 l/min / 150 °C

R+M Nr.		
202 300 581	1/4" F	3/8" F swivel

Valve complete ST-2300



Standard

R+M Nr.
202 300 490



Weep

R+M Nr.
202 300 491



Freeze stop

R+M Nr.
202 300 457

ST-301 swivels



1/4" F : 3/8" F. ST-2300

R+M Nr.
200 301 050



Repair kit ST-301

R+M Nr.
200 300 100

Seal kits



ST-1100

R+M No.
201 100 401
201 100 403*

* Year of manufacture from 2016

ST-1100 weep



Professional gun. Weep version.
Max. 210 bar / 25 l/min / 150 °C

R+M Nr.		
201 100 535	1/4" F	3/8" F

ST-1100 weep



Professional gun. Weep version.
Max. 210 bar / 25 l/min / 150 °C

R+M Nr.		
201 100 530	1/4" F	3/8" F swivel

ST-1100 without trigger



Professional gun without valve.
Max. 210 bar / 25 l/min / 150 °C

R+M Nr.		
201 100 570	1/4" F	3/8" F swivel

High pressure spray guns for self-service car wash

ST-1500 freeze stop



Professional gun. Freeze stop version.
Max. 275 bar / 45 l/min / 150 °C

R+M Nr.	⟲	⟳
201 500 580	1/4" F	3/8" F

ST-1500 freeze stop



Professional gun. Freeze stop version.
Max. 275 bar / 45 l/min / 150 °C

R+M Nr.	⟲	⟳
201 500 581	1/4" F	3/8" F swivel

ST-1500 weep



Professional gun. Weep version.
Max. 275 bar / 45 l/min / 150 °C

R+M Nr.	⟲	⟳
201 500 620	1/4" F	3/8" F

ST-1500 without trigger



Professional gun without valve.
Max. 275 bar / 45 l/min / 150 °C

R+M Nr.	⟲	⟳
201 500 750	1/4" F	3/8" F

ST-601 linear standard



Standard.
Max. 275 bar / 45 l/min / 150 °C

R+M Nr.	⟲	⟳
200 601 600	1/4" F	3/8" F

ST-601 linear freeze stop



Freeze stop version.
Max. 275 bar / 45 l/min / 150 °C

R+M Nr.	⟲	⟳
200 601 601	1/4" F	3/8" F

ST-601 linear weep



Weep version.
Max. 275 bar / 45 l/min / 150 °C

R+M Nr.	⟲	⟳
200 601 602	1/4" F	3/8" F

Valves complete



ST-601

R+M Nr.
202 000 044



ST-1500. Freeze stop

R+M Nr.
202 000 101

Valve



ST-1500. Weep

R+M Nr.
202 000 045

ST-300 swivels



1/4" F : 3/8" F. ST-1500

R+M Nr.
200 300 050



Repair kit ST-300

R+M Nr.
200 300 100

Symbols ⟲ outlet ⟳ inlet

easywash365+ handles by Suttner



Stainless steel. Handle 20° bended.
Max. 350 bar / 150 °C

R+M Nr.	⟲	⟳
200 009 650	1/4" F	1/4" M



Stainless steel. Handle 20° bended.
easywash365+ blue. Max. 350 bar / 150 °C

R+M Nr.	⟲	⟳
200 009 655	1/4" F	1/4" M



Stainless steel. Handle 20° bended.
Max. 350 bar / 150 °C

R+M Nr.	⟲	⟳
200 009 665	1/4" F	1/4" M



Stainless steel. Handle 20° bended.
Max. 350 bar / 150 °C

R+M Nr.	⟲	⟳
200 009 657	1/4" F	M18 M (CEL)



Stainless steel. Handle 20° bended.
Max. 350 bar / 150 °C

R+M Nr.	⟲	⟳
200 009 659	M18 F (DKOL)	M18 M (CEL)



Stainless steel. Retrofit kit. M18 F (DKOL) : 1/4" M

R+M Nr.
200 009 480

easywash365+ lance swivels ST-345 by Suttner

The **easy**wash365+ lance swivel guarantees improved ergonomics in the professional car wash and in the cleaning industry. The lance swivel is mounted between the brush lance or spray lance and the high pressure gun or the brush grip.





1/4" F : 1/4" M. 350 bar. Stainless.
RAL 5005

R+M Nr.
200 345 520



1/4" F : 1/4" M. 350 bar. Stainless

R+M Nr.
200 345 530



1/4" F : 1/4" M. 350 bar. Stainless

R+M Nr.
200 345 500



1/4" F : 1/4" M. 350 bar. Stainless.
easywash365+ blue

R+M Nr.
200 345 510

Symbols ⟳ inlet ⟲ outlet ↔ length ISO insulation

Lance Mosmatic



Stainless steel. Lance with filter sieve, hard plastic handle and nozzle protector without nozzle. Max. 275 bar / 45 l/min / 120 °C

R+M Nr.			
108 280 05	1/8" F NPT	750 mm	1/4" M

easywash365+ lances by Suttner



Stainless steel. Lance with **easy**wash365+ handle and nozzle protector ST-10 without nozzle. Max. 350 bar / 45 l/min / 150 °C

R+M Nr.			
515 65	1/4" F NPT	500 mm	1/4" M



Lance with moulded handle Cool & Compact, **easy**wash365+ handle, air injector and wash brush (bristles 60 mm). Max. 50 °C

R+M Nr.	ISO			
200 009 670	700 mm	wash brush	900 mm	1/4" M
200 009 675	700 mm	wash brush	1,200 mm	1/4" M

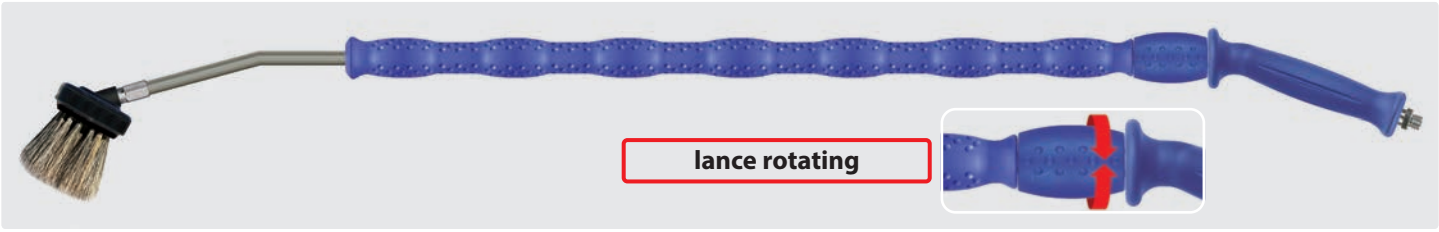

Lance with moulded handle Cool & Compact, **easy**wash365+ handle, **easy**wash365+ lance swivel, air injector and wash brush (bristles 60 mm). Max. 50 °C

R+M Nr.	ISO			
200 009 673	700 mm	wash brush	900 mm	1/4" M
200 009 678	700 mm	wash brush	1,200 mm	1/4" M

Self-service lances



Self-service lances with brush longitudinal. Brush with nozzle protector for nozzle 1/8" M. Without high pressure nozzle

R+M Nr.	
523 960	1/8" M
523 961	1/4" M
523 962	M22 F long nipple
523 963	M22 M



Original Vorwerk. Brush hog hair. A= 260. B= 230 x 80 mm.

R+M Nr.	C
523 72	60 mm

A = appr. width **B** = frame for brush **C** = appr. length of bristles

easywash365+ lances by Suttner

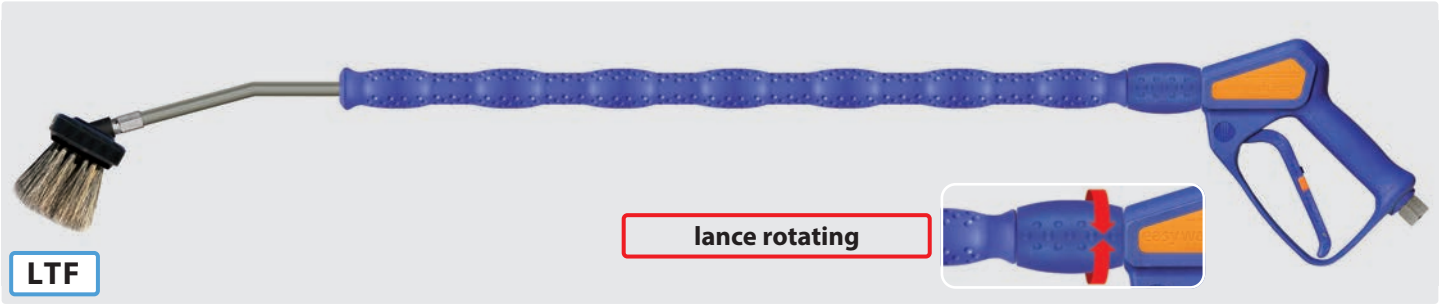

Lance with moulded handle Cool & Compact, **easy**wash365+ spray gun, **easy**wash365+ lance swivel, air injector and wash brush (bristles 60 mm). Max. 50 °C

R+M Nr.	spray gun	ISO	⟲	↔	⟳
202 600 957	standard	700 mm	wash brush	900 mm	3/8" F swivel
202 600 972	weep	700 mm	wash brush	900 mm	3/8" F swivel
202 600 987	freeze stop	700 mm	wash brush	900 mm	3/8" F swivel
202 600 962	standard	700 mm	wash brush	1,200 mm	3/8" F swivel
202 600 977	weep	700 mm	wash brush	1,200 mm	3/8" F swivel
202 600 993	freeze stop	700 mm	wash brush	1,200 mm	3/8" F swivel



Lance with moulded handle Cool & Compact, **easy**wash365+ spray gun, air injector and wash brush (bristles 60 mm). Max. 50 °C

R+M Nr.	spray gun	ISO	⟲	↔	⟳
202 600 955	standard	700 mm	wash brush	900 mm	3/8" F swivel
202 600 970	weep	700 mm	wash brush	900 mm	3/8" F swivel
202 600 985	freeze stop	700 mm	wash brush	900 mm	3/8" F swivel
202 600 960	standard	700 mm	wash brush	1,200 mm	3/8" F swivel
202 600 975	weep	700 mm	wash brush	1,200 mm	3/8" F swivel
202 600 990	freeze stop	700 mm	wash brush	1,200 mm	3/8" F swivel

LTF - Low Trigger Force 90 % reduced holding force and 40 % reduced trigger force against usual market guns.



Lance with moulded handle Cool & Compact, **easy**wash365+ spray gun and nozzle protector ST-10 without nozzle. Max. 310 bar / 150 °C

R+M Nr.	spray gun	ISO	⟲	↔	⟳
202 600 950	standard	300 mm	1/4" F NPT	600 mm	3/8" F swivel
202 600 966	weep	700 mm	1/4" F NPT	900 mm	3/8" F swivel
202 600 965	weep	300 mm	1/4" F NPT	600 mm	3/8" F swivel
202 600 980	freeze stop	300 mm	1/4" F NPT	600 mm	3/8" F swivel

Symbols ⟳ inlet ⟲ outlet ↔ length ISO insulation D nozzle

turbofoam365+ lances by Suttner

easywash365+ spray gun, lance and brush with **turbo**foam365+ air injector by Suttner

- Especially soft cleaning with very soft hog bristles with forked ends
- Cool & Compact insulation for a comfortable use
- Ergonomic handling by means of the well-tried **easy**wash365+ spray gun with LTF-technology
- Available in 2 length: 900 and 1,200 mm
- Brush with injector is also available as retrofit kit
- easywash365+ spray gun is obtainable as standard, weep or freeze stop version
- Lance swivel ST-345 is optionally available
- Not suitable for powder chemicals







Retrofit kit for lances. Air injector **turbo**foam365+ and brush with cover plate. 20-150 bar. Max. 50 °C

Bristles 60 mm

R+M Nr.		D
500 023 101	1/4" F	1.20
500 023 102	1/4" F	1.35
500 023 105	1/4" F	1.60

Bristles 90 mm

R+M Nr.		D
500 023 201	1/4" F	1.20
500 023 202	1/4" F	1.35
500 023 205	1/4" F	1.60



Lance with moulded insulation Cool & Compact, **easy**wash365+ spray gun, **easy**wash365+ lance swivel, air injector **turbo**foam365+ and brush (bristles 60 mm). 20-150 bar. Max. 50 °C

R+M Nr.	spray gun	D	ISO			
502 600 100 05	standard	1.6	700 mm	brush	900 mm	3/8" F swivel
502 610 100 05	weep	1.6	700 mm	brush	900 mm	3/8" F swivel
502 620 100 05	freeze stop	1.6	700 mm	brush	900 mm	3/8" F swivel
502 601 100 05	standard	1.6	700 mm	brush	1,200 mm	3/8" F swivel
502 611 100 05	weep	1.6	700 mm	brush	1,200 mm	3/8" F swivel
502 621 100 05	freeze stop	1.6	700 mm	brush	1,200 mm	3/8" F swivel



Lance with moulded insulation Cool & Compact, **easy**wash365+ spray gun, air injector **turbo**foam365+ and brush (bristles 60 mm). 20-150 bar. Max. 50 °C

R+M Nr.	spray gun	D	ISO			
502 600 000 05	standard	1.6	700 mm	brush	900 mm	3/8"F swivel
502 610 000 05	weep	1.6	700 mm	brush	900 mm	3/8" F swivel
502 620 000 05	freeze stop	1.6	700 mm	brush	900 mm	3/8" F swivel
502 601 000 05	standard	1.6	700 mm	brush	1,200 mm	3/8" F swivel
502 611 000 05	weep	1.6	700 mm	brush	1,200 mm	3/8" F swivel
502 621 000 05	freeze stop	1.6	700 mm	brush	1,200 mm	3/8" F swivel

easywash365+ lances by Suttner



Stainless steel. Lance with moulded handle Cool & Compact. Max. 400 bar / 150 °C

R+M Nr.	ISO			
200 129 306	300 mm	1/4" M	600 mm	1/4" M
200 129 707 *	700 mm	1/4" M	740 mm	1/4" M
200 129 408	400 mm	1/4" M	800 mm	1/4" M
200 129 709	700 mm	1/4" M	900 mm	1/4" M
200 129 712	700 mm	1/4" M	1,200 mm	1/4" M



Stainless steel. Lance with moulded handle. Max. 400 bar / 150 °C

R+M Nr.	ISO			
200 029 709	700 mm	1/4" M	900 mm	1/4" M



Stainless steel. Lance with moulded handle. Max. 400 bar / 150 °C

R+M Nr.	ISO			
200 029 712 *	700 mm	1/4" M	1,200 mm	1/4" M

Carwash low pressure foam lance



Professional low pressure foam lance with patented LTF technology. Gun ST-2620 with 300 mm insulated lance and nozzle protection ST-10 with low-pressure nozzle 9040. Max. 125 bar / 80 l / min / 150 ° C

R+M Nr.		TYP	
202 620 906	Low pressure nozzle 9040	Standard	1/2" F swivel

R+M Nr.		TYP	
202 620 905	Low pressure nozzle 9040	Weep	1/2" F swivel

Sample application
Carwash low pressure
Foam lance:
4 bar water pressure
3 bar compressed air addition
and 3% foam cleaning
chemicals via dosing pump

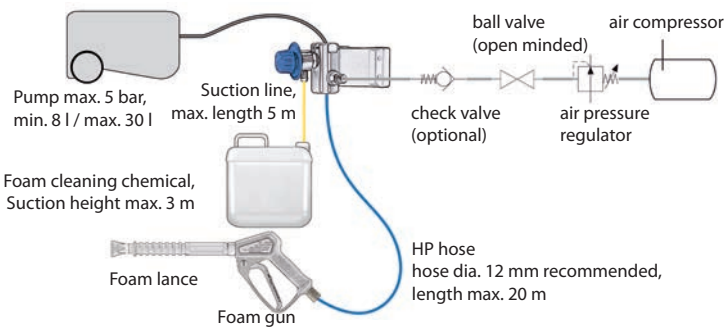

* limited stock

easywash365+ foam lances



LTF

Foam lance with **easy**wash365+ gun standard, lance with extension ST-9.1 245 mm and foam head ST-75. Max. 310 bar / 25 l/min / 150 °C

R+M Nr.		TYP	
202 600 918	foam head ST-75 (1.9 mm)	standard	3/8" F swivel



LTF

Foam lance with **easy**wash365+ gun, lance with extension ST-9.1 245 mm and foam head ST-75. Max. 310 bar / 25 l/min / 150 °C

R+M Nr.		TYP	
202 600 911	foam head ST-75 (1.05 mm)	weep version	3/8" F swivel
202 600 949	foam head ST-75 (1.20 mm)	weep version	3/8" F swivel
202 600 909	foam head ST-75 (1.35 mm)	weep version	3/8" F swivel
202 600 917	foam head ST-75 (1.90 mm)	weep version	3/8" F swivel



LTF

Foam lance with **easy**wash365+ gun, lance with extension ST-9.1 245 mm and foam head ST-75. Max. 310 bar / 25 l/min / 150 °C

R+M Nr.		TYP	
202 600 929	foam head ST-75 (1.20 mm)	freeze stop version	3/8" F swivel.
202 600 930	foam head ST-75 (1.35 mm)	freeze stop version	3/8" F swivel
202 600 995	foam head ST-75 (1.70 mm)	freeze stop version	3/8" F swivel
202 600 919	foam head ST-75 (1.90 mm)	freeze stop version	3/8" F swivel

Valves complete - easywash365+



Standard

R+M Nr.
202 300 490



Weep

R+M Nr.
202 300 491



Freeze stop

R+M Nr.
202 300 457

ST-301 swivels



1/4" F : 3/8" F. **easy**wash365+ guns

R+M Nr.
200 301 050



Repair kit ST-301

R+M Nr.
200 300 100

Symbols inlet outlet length ISO insulation

easywash365+ foam sets

By introducing the universally applicable **easy**wash365+ foam sets we succeeded in enlarging the application possibility of our foam injector family.

The stainless steel injector with high pressure foam lance which is installed via a T-piece between the outlet of the high pressure unit and the original spraying unit is especially designed for the professional cleaning of trucks of shipping or food companies as well as for applications in the industrial foam cleaning.

The connection from injector unit to the high pressure foam lance is realized by an optionally high pressure hose of up to a length of 40 m. The already existing spraying unit is used for cleaning and rinsing works. Enormous savings of both cleaning agent and time can be achieved as the foam lance has cleaning agent immediately available without switching at the unit or change of equipment.

It is possible to simplify the handling of the construction and to boost efficiency at the same time by integrating two hose reels. This set is suitable for all common high pressure cleaning units for up to 310 bar and max. 90 °C.



easywash365+ foam set: **easy**wash365+ foam lance standard with foam head ST-75, injector ST-160 (M22 F and 2 x M22 M) with metering valve ST-161, suction hose 1,000 mm and suction filter ST-32. Max. 310 bar / 90 °C

R+M Nr.		
200 160 720	foam head ST-75 (1.9 mm)	3/8" F swivel



easywash365+ foam set: **easy**wash365+ foam lance standard with foam head ST-75, injector ST-160 (Coupling ST-45-250 nickel-plated brass, plug ST-45-250 zinc-plated steel and M22 M) with metering valve ST-161, suction hose 1,000 mm and suction filter ST-32. Max. 250 bar / 90 °C

R+M Nr.		
200 160 725	foam head ST-75 (1.9 mm)	3/8" F swivel

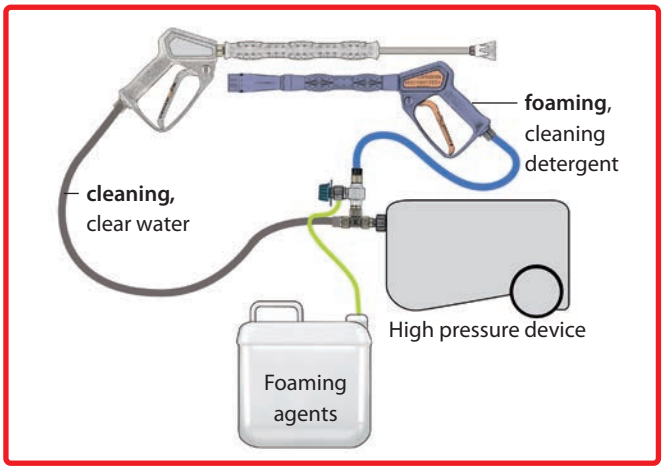

easywash365+ foam sets



easywash365+ foam set: **easy**wash365+ spray gun, lance and brush with **turbo**foam365+ air injector by Suttner and injector ST-160 (M22 F and 2 x M22 M) with metering valve ST-161, suction hose 1,000 mm and suction filter ST-32. Max. 310 bar / 90 °C

R+M Nr.	⟲	↔ lance and brush	⟳
502 600 100 000	lance and brush with **turbo**foam365+ air injector (1.9 mm)	900 mm	3/8" F swivel
502 601 100 000	lance and brush with **turbo**foam365+ air injector (1.9 mm)	1,200 mm	3/8" F swivel

The following hoses are highly recommended for easywash365+ foam sets

QSC : male thread
M22 : 3/8"



Hoses with single wire braid and *wrapped* cover

TYP	DN	P	℃	↔	R+M Nr.
1SN	8	315 bar	150 °C	10 m	343 103 310
				15 m	343 103 315
				20 m	343 103 320
				30 m	343 103 330

Symbols DN nominal diameter P pressure ℃ temperature ↔ length TYP type ⟳ inlet ⟲ outlet

easywash365+ wash brushes - large areas are completely clean from now on!

By means of a very wide work surface of approx. 260 x 80 mm the easywash365+ wash brush is especially designed for the efficient cleaning of large areas such as railway carriages, tramcars, omnibuses, caravans, trucks, boats and ships, facades, greenhouses as well as vehicles, motorcycles and many more.

Fine and extremely soft natural bristles with split ends ensure an especially gentle cleaning of sensitive surfaces such as windows and car finish. The solid body of the **easy**wash365+ wash brush consists of 152 bristle bundles which are attached undetachably by means of multi-component synthetic resin.

Our **easy**wash365+ wash brush convinces all users working in the self-service foam- and prewash of an ideal and very easy handling.

The soft coating of the body made out of thermoplastic elastomer demonstrably protects sensitive surfaces from damages.

The inlet of the **easy**wash365+ wash brush is equipped with a brass insert with 1/4" female thread which is fixed in the body. By means of an additional grub screw the high pressure lances available at self-service bays are safe from twisting and theft. Therefore, the grub screw needs to be screwed to the lance tube. **Further fastening plates or protection against theft are not required.**

13 outlet ports at the bottom of the **easy**wash365+ wash brush enable the required water flow and guarantee a convincingly good foam quality at the same time.



Wash brushes



A= 270. B= 260 x 80 mm. Hog hair.
Max. 40 l/min / 60 °C

R+M Nr.	C	
200 023 550	60 mm	1/4" F



A= 270. B= 260 x 80 mm. Hog hair.
Max. 40 l/min / 60 °C

R+M Nr.	C	
200 023 650	90 mm	1/4" F



A= 270. B= 260 x 80 mm. Hog hair / synthetic.
Max. 40 l/min / 60 °C

R+M Nr.	C	
200 023 660	90 mm	1/4" F

Wash brushes

Wash brushes



A= 260. B= 230 x 80 mm. Hog hair.
Max. 50 °C

R+M Nr.	C
200 023 500	60 mm
200 023 600	90 mm

Wash brush with cover



A= 260. B= 230 x 80 mm. Hog hair.
Max. 50 °C

R+M Nr.	C	
200 023 710	60 mm	1/4" F



A= 260. B= 230 x 80 mm. Hog hair.
With stainless steel frame.
Max. 50 °C

R+M Nr.	C	
200 023 735	60 mm	1/4" F



A= 260. B= 230 x 80 mm. Hog hair.
With stainless steel frame.
Max. 50 °C

R+M Nr.	C	
200 023 736	90 mm	1/4" F

Covers



Cover suitable as theft protection for wash brushes. Plastic. Max. 50 °C

R+M Nr.	B ↔
020 001 540	230 mm

Frames for wash brushes



Frame with fixing bolts. Stainless steel.
Max. 60 °C

R+M Nr.	B ↔	
200 023 560	230 mm	1/4" F



Frame. Stainless steel.
Max. 60 °C

R+M Nr.	B ↔	
200 023 570	230 mm	1/4" F

Wash brushes



A= 260. B= 230 x 80 mm. Hog hair.
Max. 50 °C

R+M Nr.	C	⇆
523 703	60 mm	1/8" M



A= 260. B= 230 x 80 mm. Hog hair.
Max. 50 °C

R+M Nr.	C	⇆
200 023 700	60 mm	1/4" F



A= 260. B= 230 x 80 mm. Hog hair.
With stainless steel frame. Max. 50 °C

R+M Nr.	C	⇆
200 023 730	60 mm	1/4" F



A= 260. B= 230 x 80 mm. Hog hair.
Max. 50 °C

R+M Nr.	C	⇆
523 701	60 mm	M18 x 1.5 F

Vorwerk lances & wash brushes

The original



Extension pipe with water flow

R+M Nr.	↔	⟲	⇆
523 790 1	1,000 mm	1/4" M	1/4" F
523 790 2	1,500 mm	1/4" M	1/4" F
523 790 3	2,000 mm	1/4" M	1/4" F

Vorwerk wash brushes



A= 300. B= 300 x 100 mm. Nylon

R+M Nr.	C	⇆
523 780	60 mm	1/4" F



A= 240. B= 230 x 80 mm. Hog hair

R+M Nr.	C	⇆
523 70	60 mm	1/4" F
523 75	90 mm	1/4" F



Brush. A= 260. B= 230 x 80 mm.
Hog hair

R+M Nr.	C
523 72	60 mm
523 73	90 mm



Frame. 260 mm.
Aluminium

R+M Nr.	⇆
523 76	1/4" F

Adaptor



Adaptor for lances with coarse thread.
Coarse thread : 1/4" M

R+M Nr.
010 003 610

Air injector



1/4" F : 1/4" M.
Flow at 100 bar

R+M Nr.	⟵	⌀
108 290 60	13 l/min	1.5
108 290 20	34 l/min	2.5

Symbols ↔ length ⇆ inlet ⟲ outlet ⌀ diameter ⟵ flow

Mosmatic flex-brush wand – no more washing without coin slot!

Flex-mechanism: The Flex-Brush has an additional feature compared to all existing wands. It's the wobble feature! This will allow the brush head to wobble when not under pressure and become solid when under pressure. The mechanism requires a minimum pressure of 2.5 bar to be used. This will happen through a pin which moves forward. As soon as the pressure drops, the pin will move back to its origin position and the brush head starts to wobble again.

Integrated swivel (optional): An integrated swivel at the inlet of the brush-wand will give you optimal freedom of movement. In addition, the high pressure hose will not tangle up and will provide the user a secure handling.

easywash365+ handle (optional): for a safe and ergonomic handling.

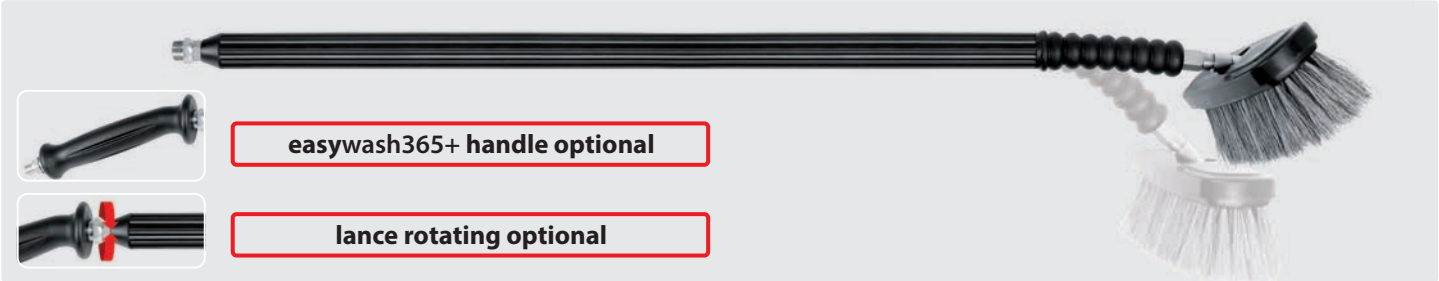

Lance with moulded handle, air injector and wash brush (bristles 60 mm). Max. 50 °C

R+M Nr.	TYP	↔	ISO		P		
108 271 02	-	1,000 mm	800 mm	wash brush	2.5 - 20 bar	min. 5 l/min	1/4" M
108 271 07	-	1,000 mm	800 mm	wash brush	20 - 80 bar	min. 9 l/min	1/4" M
108 273 02	-	1,200 mm	800 mm	wash brush	2.5 - 20 bar	min. 5 l/min	1/4" M handle
108 273 07	-	1,200 mm	800 mm	wash brush	20 - 80 bar	min. 9 l/min	1/4" M handle
108 271 22	swivel	1,000 mm	800 mm	wash brush	2.5 - 20 bar	min. 5 l/min	1/4" M
108 271 27	swivel	1,000 mm	800 mm	wash brush	20 - 80 bar	min. 9 l/min	1/4" M
108 273 22	swivel	1,200 mm	800 mm	wash brush	2.5 - 20 bar	min. 5 l/min	1/4" M handle
108 273 27	swivel	1,200 mm	800 mm	wash brush	20 - 80 bar	min. 9 l/min	1/4" M handle

easywash365+ brush holder



Container with overflow and lateral drain for cleaning. For wall and floor mounting.
H x W x D = 670 x 340 x 143 mm

R+M Nr.	M
105 810	stainless steel





Wash brush holder, two-piece.
For floor mounting and positioning for different length of lances.
Holder: H x W x D: 315 x 305 x 120 mm.
Support pipe: Pipe Ø 42 mm,
height adjustable from 570 to 1,000 mm

R+M Nr.	M
105 820	stainless steel

Brush holder



Suitable for all brushes. Hole spacing 202 mm.
H x W x D = 90 x 250 x 100 mm

R+M Nr.	M
108 290 30	stainless steel

easywash365+ Prewashing trolley

new

- Stainless steel
- 2 separate areas
- Water pipe connection: ST-45 plug nipple for 1/2 "DN 13 or 3/4" DN 19
- Drain tap and nozzle for DN 13
- Incl. Intake hose with filter and check valve
- Storage of detergent canisters up to 30 liters
- The water and detergent supply is automatically closed or opened by a float valve







R+M Nr.	⊆	⊇
105 830	ST-45	ball valve

Wheel scrubber WHEELBLASTER PRO

- Made out of stainless steel
- 4 nozzles tips are required
- Variable height and swing adjustment
- Multiple cleaning heads can be installed
- High impact at distance
- DYTIs swivel
- Rotor arm 160/160 mm
- Minimum flow rate: 30 l/min.
- **Delivery about 3 weeks**

The Wheelblaster Pro is the new standard for vehicle wash systems. The complete wash head can be placed nearly anywhere you wish and has variable height and swing adjustment. The unit must be equipped with 4 stabilizer nozzles. These four 0° stabilizer nozzles increase distance and impact to achieve optimal cleaning. It is possible to cover a larger cleaning area by mounting various cleaning heads on the 1 meter high stand





action-⌀:	
distance	**cleaning surface**
250 mm	450 mm
500 mm	700 mm
750 mm	950 mm
1,000 mm	1,200 mm

R+M Nr.	TYP	℃	P	U	⊆	⚖
108 845 41	incl. stand	120°	275 bar	up to 2,000 rpm	3/8" F	11.5 kg
108 845 91	excl. stand	120°	275 bar	up to 2,000 rpm	3/8" F	4.2 kg

Wheel scrubber





Buffed stainless steel. Accessories for automatic car wash. Turbo swivel. Rotating arm is powered by water. Adjustable in heigth. Connectable with a hose of the pumping system.
4 nozzles 1/8" M NPT are required.
Rotor ⌀ 470 / 350 mm.
Max. 250 bar / 2,000 r.p.m. / 120 °C

R+M Nr.	TYP	⊆
108 845 12	standard	3/8" F
108 845 17	high performance	3/8" F

Symbols ⊆ inlet ⊇ outlet TYP type P pressure U revolutions ⚖ weight M material ℃ temperature ↔ width ⟷ flow

easywash365+ lance holder

Lance holder for floor mounting



Lance holder with drain ⌀ 20 mm.
Pipe length 730 mm.
Appropriate wall mounting bracket (105 625)

R+M Nr.	M	Pipe- ⌀
105 620	stainless steel	60 mm



Lance holder with drain ⌀ 20 mm.
Pipe length 730 mm.
Appropriate wall mounting bracket (105 625)

R+M Nr.	M	Pipe- ⌀
105 626	stainless steel	100 mm

Lance holder with suspension



Holder with suspension and drain ⌀ 20 mm.
Pipe length 730 mm.
Appropriate wall mounting bracket (105 625)

R+M Nr.	M	Pipe- ⌀
105 650	stainless steel	60 mm

easywash365+ lance holder



Lance holder with drain ⌀ 20 mm.
Pipe length 730 mm

R+M Nr.	M	Pipe- ⌀
105 640	stainless steel	60 mm

easywash365+ twin lance holder



Lance holder with drain ⌀ 20 mm.
Pipe length 2 x 730 mm

R+M Nr.	M	Pipe- ⌀
105 660	stainless steel	60 mm

Lance holder for wall mounting



Pipe length 590 mm

R+M Nr.	M	Pipe- ⌀
105 630	stainless steel	60 mm

easywash365+ carwash lance holder



Stainless steel. Height adjustable.
Lance support: 800 mm.

R+M Nr.		↕	↔
105 610 060	7 kg	800-900 mm	710 mm

Lance holder, Mosmatic

Lance holder for wall mounting



Pipe length 720 mm

R+M Nr.	M	Pipe- ⌀
108 291 43	stainless steel	60 mm

easywash365+ mat cleaner



H x W x D 1,200 x 540 x 35 mm.
Mounting plates ⌀ 100 mm.
Weight 16 kg.
Mounting parts excluded in delivery

R+M Nr.	M
105 735	stainless steel



H x W x D 1,000 x 500 x 400 mm.
Weight 30.3 kg.
Mounting parts included in delivery

R+M Nr.	M
105 700	zinc-plated steel

easywash365+ mat cleaner in RAL colour





Unvarnished: The face is zinc-plated

Drawer and body: Industrial varnish in RAL colour

The handy mat cleaner – now also available in your preferred RAL colour
H x W x D 1.000 x 500 x 400 mm. Scope of supply including fastening material.
Corrosion resistance: Zinc-plated with resistant, special varnish for industrial applications Please add the 4 numbers of your preferred RAL colour to the article number.
E.g. brilliant blue 5007: R+M Nr. 105 705 007.
Delivery about 2 weeks

R+M Nr.		M
105 70 (RAL-colour)	30.3 kg	zinc-plated/varnished in RAL colour

brilliant blue 5007	colza yellow 1021	leaf green 6002	traffic red 3020	flame red 3000
yellow orange 2000	signal orange 2010	steel blue 5011	signal blue 5005	golden yellow 1004

easywash365+ holder

Car mat holder



The solid car mat holder for practical wet cleaning of rubber mats or within the vacuum cleaner area for textile mats.
Height 300 mm

R+M Nr.	M
108 909 09	stainl. steel



The solid car mat holder for practical wet cleaning of rubber mats or within the vacuum cleaner area for textile mats.
Height 240 mm

R+M Nr.	M
105 750	stainl. steel

Holder for motorcycle helmets



H x W x D 150 x 125 x 87 mm.
Weight 0.38 kg.
Mounting parts excluded in delivery.

R+M Nr.	M
105 000	stainl. steel

Symbols P pressure flow U revolutions KW kilowatt TYP type K⌀ piston diameter shipment by truck ○ thread ↕ height

easywash365+ Holder for Underbody Lance



Stainless Steel. H x W x D 35 x 245 x 45 mm. Pre-drilled mounting holes at a distance of 190 mm

R+M Nr.	
040 000 321	260 g





Low pressure pre-spraying unit



Pre-spraying unit with gun ST-810, lance ST-28 Cool & Compact zinc-plated steel, nozzle protector ST-10 and nozzle 65° 01 with filter.
Max. 140 bar / 150 °C

R+M Nr.			
200 810 785	nozzle 65° 01	500 mm	1/4" M swivel

Sleeves for windscreen wipers



Polyethylene. **25 µ. HDPE.** Blocked at 50 pieces each. Tear-off perforation

R+M Nr.	H x L	VPE
980 908 002 6	90 x 800 mm	2,500
980 806 002 6	80 x 600 mm	5,000



Polyethylene. **45 µ. LDPE.** Blocked at 50 pieces each. Tear-off perforation

R+M Nr.	H x L	VPE
980 706 004 6	70 x 600 mm	5,000
980 908 004 6	90 x 800 mm	2,500

HDPE = high density
LDPE = low density

Protective gloves

Protective gloves in dispenser box



Gloves made out of pressed transparency film. Hammered. Taking of gloves at the bottom. 100 pieces per box. Size 240 x 300 mm

R+M Nr.	VPE
105 901 000	1,000 pieces
105 903 000	3,000 pieces
105 910 000	10,000 pieces

Wall mount for protective gloves



Taking of gloves at the bottom. Stainless steel

R+M Nr.	W	H	D
105 900	235	165	20

Vacuum cups

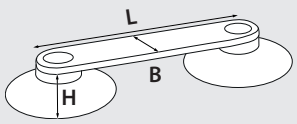

Height of cup mm: H
Connection length mm: L
Connection width mm: B

For fixing the rear wipers onto the window. VPE 100 pieces.
Suitable to adhere to smooth, nonporous surfaces
Flexible PVC. **Soft degree of hardness.**
* Thermoplastic elastomer. **Solid degree of hardness.** Limited stock



R+M Nr.	H	L	B	VPE
105 950	8	86	16	100



R+M Nr.	H	L	B	VPE
105 951 *	8	86	16	100



R+M Nr.	H	L	B	VPE
105 952	7	100	16	100



R+M Nr.	H	L	B	VPE
105 953	8	86	16	100

Symbols inlet outlet length material packing unit shipment by truck weight

CARWASH COMFORT - the new hose wonder in self-service washing bays







- High standard of easy and comfortable use in combination with spraying equipment, e.g. brush lance.
- Light weight, 92 g/m at DN 6. More than half in weight in comparison to an usual self-service hose.
- Chemically resistant, smooth interior made out of PES.
- Transparent surface made out of a thermoplastic elastomer, depending on colour: CCBL, CCRT, CCGR, CCGE, CCGN.
- Oil-, UV-, ozone-resistant and weatherproof.
- Flexible in case of low temperatures: -40 °C – +60 °C, -40 °F – +140 °F.
- High-tensile polyester reinforcing, working pressure of up to 200 bar, with a fourfold guarantee, that the hose does not burst.
- Outer diameter 12 mm at DN 6.
- Burst pressure > 800 bar.

1/4" : 1/4"



Female thread (DKR)

R+M Nr.	↔
461 052 603 5	3.5 m
461 052 603 7	3.7 m
461 052 604	4.0 m
461 052 604 2	4.2 m
461 052 604 5	4.5 m
461 052 604 7	4.7 m
461 052 605	5.0 m
461 052 605 5	5.5 m
461 052 606	6.0 m



Female thread (DKR)

R+M Nr.	↔
462 052 303 5	3.5 m
462 052 303 7	3.7 m
462 052 304	4.0 m
462 052 304 2	4.2 m
462 052 304 5	4.5 m
462 052 304 7	4.7 m
462 052 305	5.0 m
462 052 305 5	5.5 m
462 052 306	6.0 m

3/8" : 3/8"



Female thread (DKR)

R+M Nr.	↔
461 054 603 5	3.5 m
461 054 603 7	3.7 m
461 054 604	4.0 m
461 054 604 2	4.2 m
461 054 604 5	4.5 m
461 054 604 7	4.7 m
461 054 605	5.0 m
461 054 605 5	5.5 m
461 054 606	6.0 m



Female thread (DKR)

R+M Nr.	↔
462 054 303 5	3.5 m
462 054 303 7	3.7 m
462 054 304	4.0 m
462 054 304 2	4.2 m
462 054 304 5	4.5 m
462 054 304 7	4.7 m
462 054 305	5.0 m
462 054 305 5	5.5 m
462 054 306	6.0 m

M14 : M14



Female thread (DKOL)

R+M Nr.	↔
461 072 603 5	3.5 m
461 072 603 7	3.7 m
461 072 604	4.0 m
461 072 604 2	4.2 m
461 072 604 5	4.5 m
461 072 604 7	4.7 m
461 072 605	5.0 m
461 072 605 5	5.5 m
461 072 606	6.0 m



Female thread (DKOL)

R+M Nr.	↔
462 072 303 5	3.5 m
462 072 303 7	3.7 m
462 072 304	4.0 m
462 072 304 2	4.2 m
462 072 304 5	4.5 m
462 072 304 7	4.7 m
462 072 305	5.0 m
462 072 305 5	5.5 m
462 072 306	6.0 m

M18 : M18



Female thread (DKOL)

R+M Nr.	↔
461 076 603 5	3.5 m
461 076 603 7	3.7 m
461 076 604	4.0 m
461 076 604 2	4.2 m
461 076 604 5	4.5 m
461 076 604 7	4.7 m
461 076 605	5.0 m
461 076 605 5	5.5 m
461 076 606	6.0 m



Female thread (DKOL)

R+M Nr.	↔
462 076 303 5	3.5 m
462 076 303 7	3.7 m
462 076 304	4.0 m
462 076 304 2	4.2 m
462 076 304 5	4.5 m
462 076 304 7	4.7 m
462 076 305	5.0 m
462 076 305 5	5.5 m
462 076 306	6.0 m

3/8" : 3/8"



Male thread (AGR)

R+M Nr.	↔
461 044 603 5	3.5 m
461 044 603 7	3.7 m
461 044 604	4.0 m
461 044 604 2	4.2 m
461 044 604 5	4.5 m
461 044 604 7	4.7 m
461 044 605	5.0 m
461 044 605 5	5.5 m
461 044 606	6.0 m



Male thread (AGR)

R+M Nr.	↔
462 044 303 5	3.5 m
462 044 303 7	3.7 m
462 044 304	4.0 m
462 044 304 2	4.2 m
462 044 304 5	4.5 m
462 044 304 7	4.7 m
462 044 305	5.0 m
462 044 305 5	5.5 m
462 044 306	6.0 m

CARWASH COMFORT - the new hose wonder in self-service washing bays

1/4" : 1/4"



Female thread (DKR)

R+M Nr.	↔
463 052 703 5	3.5 m
463 052 703 7	3.7 m
463 052 704	4.0 m
463 052 704 2	4.2 m
463 052 704 5	4.5 m
463 052 704 7	4.7 m
463 052 705	5.0 m
463 052 705 5	5.5 m
463 052 706	6.0 m



Female thread (DKR)

R+M Nr.	↔
464 052 303 5	3.5 m
464 052 303 7	3.7 m
464 052 304	4.0 m
464 052 304 2	4.2 m
464 052 304 5	4.5 m
464 052 304 7	4.7 m
464 052 305	5.0 m
464 052 305 5	5.5 m
464 052 306	6.0 m



Female thread (DKR)

R+M Nr.	↔
465 052 303 5	3.5 m
465 052 303 7	3.7 m
465 052 304	4.0 m
465 052 304 2	4.2 m
465 052 304 5	4.5 m
465 052 304 7	4.7 m
465 052 305	5.0 m
465 052 305 5	5.5 m
465 052 306	6.0 m

3/8" : 3/8"



Female thread (DKR)

R+M Nr.	↔
463 054 703 5	3.5 m
463 054 703 7	3.7 m
463 054 704	4.0 m
463 054 704 2	4.2 m
463 054 704 5	4.5 m
463 054 704 7	4.7 m
463 054 705	5.0 m
463 054 705 5	5.5 m
463 054 706	6.0 m



Female thread (DKR)

R+M Nr.	↔
464 054 303 5	3.5 m
464 054 303 7	3.7 m
464 054 304	4.0 m
464 054 304 2	4.2 m
464 054 304 5	4.5 m
464 054 304 7	4.7 m
464 054 305	5.0 m
464 054 305 5	5.5 m
464 054 306	6.0 m



Female thread (DKR)

R+M Nr.	↔
465 054 303 5	3.5 m
465 054 303 7	3.7 m
465 054 304	4.0 m
465 054 304 2	4.2 m
465 054 304 5	4.5 m
465 054 304 7	4.7 m
465 054 305	5.0 m
465 054 305 5	5.5 m
465 054 306	6.0 m

M14 : M14



Female thread (DKOL)

R+M Nr.	↔
463 072 703 5	3.5 m
463 072 703 7	3.7 m
463 072 704	4.0 m
463 072 704 2	4.2 m
463 072 704 5	4.5 m
463 072 704 7	4.7 m
463 072 705	5.0 m
463 072 705 5	5.5 m
463 072 706	6.0 m



Female thread (DKOL)

R+M Nr.	↔
464 072 303 5	3.5 m
464 072 303 7	3.7 m
464 072 304	4.0 m
464 072 304 2	4.2 m
464 072 304 5	4.5 m
464 072 304 7	4.7 m
464 072 305	5.0 m
464 072 305 5	5.5 m
464 072 306	6.0 m



Female thread (DKOL)

R+M Nr.	↔
465 072 303 5	3.5 m
465 072 303 7	3.7 m
465 072 304	4.0 m
465 072 304 2	4.2 m
465 072 304 5	4.5 m
465 072 304 7	4.7 m
465 072 305	5.0 m
465 072 305 5	5.5 m
465 072 306	6.0 m

M18 : M18



Female thread (DKOL)

R+M Nr.	↔
463 076 703 5	3.5 m
463 076 703 7	3.7 m
463 076 704	4.0 m
463 076 704 2	4.2 m
463 076 704 5	4.5 m
463 076 704 7	4.7 m
463 076 705	5.0 m
463 076 705 5	5.5 m
463 076 706	6.0 m



Female thread (DKOL)

R+M Nr.	↔
464 076 303 5	3.5 m
464 076 303 7	3.7 m
464 076 304	4.0 m
464 076 304 2	4.2 m
464 076 304 5	4.5 m
464 076 304 7	4.7 m
464 076 305	5.0 m
464 076 305 5	5.5 m
464 076 306	6.0 m



Female thread (DKOL)

R+M Nr.	↔
465 076 303 5	3.5 m
465 076 303 7	3.7 m
465 076 304	4.0 m
465 076 304 2	4.2 m
465 076 304 5	4.5 m
465 076 304 7	4.7 m
465 076 305	5.0 m
465 076 305 5	5.5 m
465 076 306	6.0 m

3/8" : 3/8"



Male thread (AGR)

R+M Nr.	↔
463 044 703 5	3.5 m
463 044 703 7	3.7 m
463 044 704	4.0 m
463 044 704 2	4.2 m
463 044 704 5	4.5 m
463 044 704 7	4.7 m
463 044 705	5.0 m
463 044 705 5	5.5 m
463 044 706	6.0 m



Male thread (AGR)

R+M Nr.	↔
464 044 303 5	3.5 m
464 044 303 7	3.7 m
464 044 304	4.0 m
464 044 304 2	4.2 m
464 044 304 5	4.5 m
464 044 304 7	4.7 m
464 044 305	5.0 m
464 044 305 5	5.5 m
464 044 306	6.0 m



Male thread (AGR)

R+M Nr.	↔
465 044 303 5	3.5 m
465 044 303 7	3.7 m
465 044 304	4.0 m
465 044 304 2	4.2 m
465 044 304 5	4.5 m
465 044 304 7	4.7 m
465 044 305	5.0 m
465 044 305 5	5.5 m
465 044 306	6.0 m

Symbols ↔ length

CARWASH COMFORT - you are invited to experience our blue hose wonder in DN 8!

High-tensile polyester reinforcing, working pressure of up to 200 bar. DN 8. -40 °C – +60 °C, -40 °F – +140 °F

1/4" : 1/4"



Female thread (DKR)

R+M Nr.	↔
471 052 603 5	3.5 m
471 052 603 7	3.7 m
471 052 604	4.0 m
471 052 604 2	4.2 m
471 052 604 5	4.5 m
471 052 604 7	4.7 m
471 052 605	5.0 m
471 052 605 5	5.5 m
471 052 606	6.0 m



Female thread (DKR)

R+M Nr.	↔
471 405 230 35	3.5 m
471 405 230 37	3.7 m
471 405 230 4	4.0 m
471 405 230 42	4.2 m
471 405 230 45	4.5 m
471 405 230 47	4.7 m
471 405 230 5	5.0 m
471 405 230 55	5.5 m
471 405 230 6	6.0 m



Female thread (DKR)

R+M Nr.	↔
471 205 230 35	3.5 m
471 205 230 37	3.7 m
471 205 230 4	4.0 m
471 205 230 42	4.2 m
471 205 230 45	4.5 m
471 205 230 47	4.7 m
471 205 230 5	5.0 m
471 205 230 55	5.5 m
471 205 230 6	6.0 m

3/8" : 3/8"



Female thread (DKR)

R+M Nr.	↔
471 054 603 5	3.5 m
471 054 603 7	3.7 m
471 054 604	4.0 m
471 054 604 2	4.2 m
471 054 604 5	4.5 m
471 054 604 7	4.7 m
471 054 605	5.0 m
471 054 605 5	5.5 m
471 054 606	6.0 m



Female thread (DKR)

R+M Nr.	↔
471 405 430 35	3.5 m
471 405 430 37	3.7 m
471 405 430 4	4.0 m
471 405 430 42	4.2 m
471 405 430 45	4.5 m
471 405 430 47	4.7 m
471 405 430 5	5.0 m
471 405 430 55	5.5 m
471 405 430 6	6.0 m



Female thread (DKR)

R+M Nr.	↔
471 205 430 35	3.5 m
471 205 430 37	3.7 m
471 205 430 4	4.0 m
471 205 430 42	4.2 m
471 205 430 45	4.5 m
471 205 430 47	4.7 m
471 205 430 5	5.0 m
471 205 430 55	5.5 m
471 205 430 6	6.0 m

M14 : M14



Female thread (DKOL)

R+M Nr.	↔
471 072 603 5	3.5 m
471 072 603 7	3.7 m
471 072 604	4.0 m
471 072 604 2	4.2 m
471 072 604 5	4.5 m
471 072 604 7	4.7 m
471 072 605	5.0 m
471 072 605 5	5.5 m
471 072 606	6.0 m



Female thread (DKOL)

R+M Nr.	↔
471 407 230 35	3.5 m
471 407 230 37	3.7 m
471 407 230 4	4.0 m
471 407 230 42	4.2 m
471 407 230 45	4.5 m
471 407 230 47	4.7 m
471 407 230 5	5.0 m
471 407 230 55	5.5 m
471 407 230 6	6.0 m



Female thread (DKOL)

R+M Nr.	↔
471 207 230 35	3.5 m
471 207 230 37	3.7 m
471 207 230 4	4.0 m
471 207 230 42	4.2 m
471 207 230 45	4.5 m
471 207 230 47	4.7 m
471 207 230 5	5.0 m
471 207 230 55	5.5 m
471 207 230 6	6.0 m

M18 : M18



Female thread (DKOL)

R+M Nr.	↔
471 076 603 5	3.5 m
471 076 603 7	3.7 m
471 076 604	4.0 m
471 076 604 2	4.2 m
471 076 604 5	4.5 m
471 076 604 7	4.7 m
471 076 605	5.0 m
471 076 605 5	5.5 m
471 076 606	6.0 m



Female thread (DKOL)

R+M Nr.	↔
471 407 630 35	3.5 m
471 407 630 37	3.7 m
471 407 630 4	4.0 m
471 407 630 42	4.2 m
471 407 630 45	4.5 m
471 407 630 47	4.7 m
471 407 630 5	5.0 m
471 407 630 55	5.5 m
471 407 630 6	6.0 m



Female thread (DKOL)

R+M Nr.	↔
471 207 630 35	3.5 m
471 207 630 37	3.7 m
471 207 630 4	4.0 m
471 207 630 42	4.2 m
471 207 630 45	4.5 m
471 207 630 47	4.7 m
471 207 630 5	5.0 m
471 207 630 55	5.5 m
471 207 630 6	6.0 m

3/8" : 3/8"



Male thread (AGR)

R+M Nr.	↔
471 044 603 5	3.5 m
471 044 603 7	3.7 m
471 044 604	4.0 m
471 044 604 2	4.2 m
471 044 604 5	4.5 m
471 044 604 7	4.7 m
471 044 605	5.0 m
471 044 605 5	5.5 m
471 044 606	6.0 m



Male thread (AGR)

R+M Nr.	↔
471 404 430 35	3.5 m
471 404 430 37	3.7 m
471 404 430 4	4.0 m
471 404 430 42	4.2 m
471 404 430 45	4.5 m
471 404 430 47	4.7 m
471 404 430 5	5.0 m
471 404 430 55	5.5 m
471 404 430 6	6.0 m



Male thread (AGR)

R+M Nr.	↔
471 204 430 35	3.5 m
471 204 430 37	3.7 m
471 204 430 4	4.0 m
471 204 430 42	4.2 m
471 204 430 45	4.5 m
471 204 430 47	4.7 m
471 204 430 5	5.0 m
471 204 430 55	5.5 m
471 204 430 6	6.0 m

High pressure hoses for self-service washing bays

Hoses with single wire braid and wrapped cover. 1SN. Nominal diameter 6. Max. 210 bar /150 °C

1/4" : 1/4"



Female thread (DKR)

R+M Nr.	↔
331 152 803 5	3.5 m
331 152 804 2	4.2 m
331 152 805	5.0 m

3/8" : 3/8"



Female thread (DKR)

R+M Nr.	↔
331 154 803 5	3.5 m
331 154 804 2	4.2 m
331 154 805	5.0 m

1/4" : 1/4"



Female thread (DKR)

R+M Nr.	↔
331 152 603 5	3.5 m
331 152 604	4.0 m
331 152 604 2	4.2 m
331 152 605 5	5.5 m

M14 : M14



Female thread (DKOL) VA

R+M Nr.	↔
331 172 803 59	3.5 m
331 172 804 29	4.2 m
331 172 804 79	4.7 m

M14 : M14



Female thread (DKOL)

R+M Nr.	↔
331 172 803 5	3.5 m
331 172 804	4.0 m
331 172 805	5.0 m

M22 : 10 ∅ swivel



QSC - swivel disc plug

R+M Nr.	↔
330 117 303 5	3.5 m
330 117 304	4.0 m
330 117 304 2	4.2 m
330 117 310	10.0 m



QSC - swivel disc plug

R+M Nr.	↔
331 117 303 5	3.5 m
331 117 304	4.0 m
331 117 304 2	4.2 m
331 117 305	5.0 m
331 117 310	10.0 m

Further hp hoses suitable for self-service washing bays are available on request.

Heated low pressure hoses

Connecting hoses within ceiling boom 1 SN DN 8 black

Tightly wound surface with steel wire braid, therefore an excellent bending behaviour

Female thread (DKR)

1/4" with e-cable



R+M Nr.	↔
330 012 701 001	2.2 m
330 012 701 002	3.1 m
330 012 701 003	3.6 m





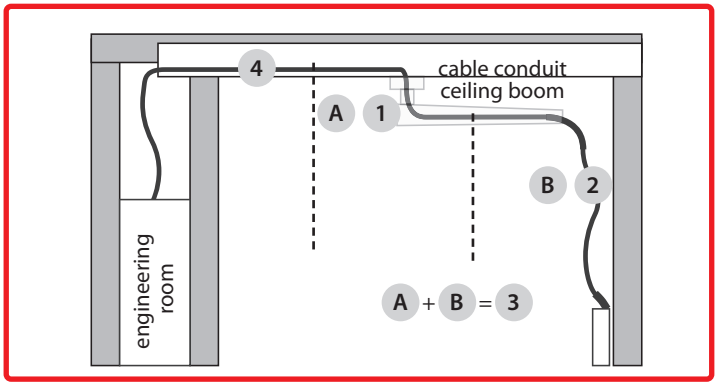

Symbols ↔ length

Heated low pressure hoses

Hoses from ceiling boom to foam lance

Heated foam hoses for blue lance.
Soft and smooth surface:
» enjoyably easy handling
» very gentle to surface of the vehicle
» no black stripes on the car



1/4" (AGR) with e-cable : silicone hose



R+M Nr.	↔
330 012 701 008	4.8 m
330 012 701 009	5.2 m
330 012 701 010	5.6 m
330 012 701 012	6.5 m

Complete hose comprising connecting hose within ceiling boom and hose from boom to foam lance

Heated foam hoses.
Soft and smooth surface:
» enjoyably easy handling
» very gentle to surface of the vehicle
» no black stripes on the car



1/4" female thread (DKR) with e-cable : silicone hose



R+M Nr.	↔
330 012 701 016	7.2 m
330 012 701 017	8.0 m
330 012 701 018	10.0 m

Connecting hoses to the ceiling boom 1 SN DN 8 black

Heated foam hoses for 2 or 3 washing bays.
Tightly wound surface with steel wire braid, therefore an excellent bending behaviour

Female thread (DKR)

1/4" with e-cable: 1/4"



R+M Nr.	↔
330 012 701 021	10 m
330 012 701 022	12 m

Heated high pressure hoses (before 2005)

Heated high pressure hoses 1 SN DN 8 black

Heated high pressure hoses for 2 or 3 washing bays. **Tightly wound surface with steel wire braid, therefore an excellent bending behaviour**

M22 x 1.5 QSC with e-cable : 10 mm plug nipple with bearing



R+M Nr.	↔
330 012 701 023	12 m
330 012 701 024	15 m

M22 x 1.5 QSC with e-cable : 3/8 M plug nipple with bearing



R+M Nr.	↔
330 012 701 025	12 m
330 012 701 026	15 m

Chemical spray guns ST-510 & lances

Chemical spray guns ST-510 with lances



1000 - 2000 mm. Spray gun with telescopic lance made out of stainless steel and nozzle holder without nozzle. Spray gun with stainless steel V4A / AISI 316 ball being resistant to chemicals. Max. 25 bar / 30 l/min / 50 °C

R+M Nr.		
200 510 600	nozzle holder	1/2" F



600 mm. Spray gun with lance made out of stainless steel and nozzle nut without nozzle. Spray gun with stainless steel V4A / AISI 316 ball being resistant to chemicals. Max. 25 bar / 30 l/min / 50 °C

R+M Nr.		
200 510 550	nozzle holder	1/2" F



300 mm. Spray gun with lance made out of stainless steel and nozzle nut without nozzle. Spray gun with stainless steel V4A / AISI 316 ball being resistant to chemicals. Max. 25 bar / 30 l/min / 50 °C

R+M Nr.		
200 510 560	nozzle holder	1/2" F



600 mm. Spray gun with lance made out of plastic and nozzle nut without nozzle. Spray gun with stainless steel V4A / AISI 316 ball being resistant to chemicals. Max. 25 bar / 30 l/min / 50 °C

R+M Nr.		
200 510 700	nozzle holder	1/2" F



600 mm. Spray gun with lance made out of plastic and nozzle nut without nozzle.
Spray gun with acid-resistant ball. Max. 25 bar / 30 l/min / 50 °C

R+M Nr.		
200 510 705	nozzle holder	1/2" F



210 mm. Spray gun with lance made out of plastic and nozzle nut without nozzle. Spray gun with stainless steel V4A / AISI 316 ball being resistant to chemicals. Max. 25 bar / 30 l/min / 50 °C

R+M Nr.		
200 510 710	nozzle holder	1/2" F

Chemical spray gun ST-510



Gun with stainless steel V4A / AISI 316 ball being resistant to chemicals. Max. 25 bar / 70 l/min / 50 °C

R+M Nr.		
200 510 500	1/2" F	1/2" F

Filter



Plastic. Max. 50 °C

R+M Nr.
500 04

Symbols thread volume inlet outlet

Foam gun



Applications

Designed for applications with acidic and caustic cleaner, soaps, disinfectants, degreasing and softening agents. The field of application is very versatile.

» Food industry and canteen kitchen
» Sanitary facilities and swimming baths
» Cleaning of trucks, cars and other vehicles
» Garages and petrol stations
» Shops and workshops

The foam gun directly connected to the public water pipe produces a cleaning foam by means of foam injector. The water pressure sucks in the cleaning agent and air, both are being mixed to consistent foam, sprayed out via the spraying head and the foam wand. The cleaning agent can also purposely and automatically be diluted via a built-in proportioner so that the right mixture of chemical and water as foam can be chosen for the cleaning application.

Features

» Exceptional chemical resistance to acidic and caustic cleaner.
» Foam generating wand creates a thick clinging foam.
» Automatic dosing of chemicals.
» Durable polymer mixing head with stainless steel screws.
» Multi-ratio dial has 5 mixing settings and off.
» Gun is removable from quick coupling for clear rinsing with water.
» Easy filling by means of wide mouth.
» Only works with water pipe pressure.
» Suitable for all customary water couplings.
» Chemical container volume 1,000 ml

Technical specifications

Water pressure 2.5 - 6 bar (for maximum accuracy 3 - 4 bar)
Output 5.5 l/min

Mixing Ratio

Multi-ratio dial has 5 mixing settings and off



A	B	C	D	E	0
1:128	1:64	1:32	1:20	1:10	off

R+M Nr.	○	🧴
106 996 500	incl. coupler plugs "universal"	1 l

easyclean365+ Gun

New improved version

The new cleaning wonder the so called **easy**clean365+ Gun ensures the most professional and efficient interior and exterior cleaning of all kinds of dirt in the car wash sector. From now on strenuous manual work together with different cleaning agents are not necessary anymore as the **easy**clean365+ Gun removes chocolate on seats, dirt in ventilation ducts and also brake dust on wheel rims by its technically mature technology. Thereby, it generates the cleaning efficiency of a rotary cutter - only a permanent compressed air connection for minimum 5.5 bar and a suitable cleaning agent are required and necessary. By the needed low water volume and the effect in depth of the dirt a speedy drying of the surfaces is guaranteed!

Save your **easy**clean365+ Gun today and become acquainted with its convincing performance!

Technical specifications

Working pressure 5.5 - 9.0 bar
Air consumption 200 l/min



R+M Nr.	○	🧴
106 996 700	1/4" F	1 l

Accessories **easy**clean365+ **Gun**



Discharge funnel

R+M Nr.
106 996 710



Suction hose

R+M Nr.
106 996 717



Spray hose

R+M Nr.
106 996 711



Weighted tube ass'y

R+M Nr.
106 996 712



Bottle 1 l

R+M Nr.
106 996 713



Plug for compressed air

R+M Nr.
555 30

Disinfection cold fog device ST-83.1

The brand new ST-83.1 cold fog hand tool is ideal for small applications for fogging of disinfectants, odor neutralizers or insecticides.

» **Inexpensive** and safe application for hygienically germ-free cleaning of interiors to remove microorganisms, viruses and bacteria. Also for use on construction sites for dust deposition or mold removal
» **No inhalation of the disinfectant solution** as rooms do not have to be entered
» The finest nebulization of active ingredients comes into the smallest gaps and into the last corner
» **A compressed air connection is required:** Inlet pressure 3 bar, 180-220 l / min.
» **Extremely productive use:** (e.g. 1 liter for rooms with 60 m^3, room size of approx. 25 m^2 or 5 - 7 vehicle compartments









Two different fog nozzle inserts are included.



Better swirling:
Particularly suitable in smaller rooms such as passenger compartments.



Larger throw range.
For the treatment of entire rooms or for targeted treatment at the air intake of ventilation systems.



Disinfection cold fog air device ST-83. For compressed air connection 3 bar, 180-220 l / min. Stainless steel / plastic

R+M Nr.	D	
200 083 500	0:7	1 l

ST-83 cold fog hand tool accessories

ST-83 window bracket



WIth elastomer protection rings.
Stainless steel

R+M Nr.
200 083 400

ST-83 adapter for canisters



For 5 - 30 liter canisters. Incl. 0.5 m clear PVC hose for suction of chemicals, DN 4

R+M Nr.
200 083 200

Exchangeable nozzle inserts



Plastic. 10 nozzle inserts (0.5 - 2.0 mm).
Incl. o-rings

R+M Nr.
200 163 340

Sprayer

Industry Line

The sprayer of the series Industry line are special devices for extraordinary difficult applications such as car wash, oil platforms or industrial cleaning applications.
They are resistant to lots of chemicals which are used in industry.
Due to the acid-resistant lance, the EPDM / Viton seals and the extremely durable high-pressure container the devices are designed for the most difficult cleaning applications. Safety for the user is absolutely guaranteed.

Field of application
» Oil industry
» Chemical industry
» Control of epidemics
» Workshops and factories
» Disinfection and rat control



R+M Nr.	Seal kit					VPE
106 995 070	EPDM	2.0 kg	470 mm	220 mm	7 l	1/4
106 995 090	EPDM	2.2 kg	570 mm	220 mm	9 l	1/4
106 995 120	EPDM	2.4 kg	600 mm	220 mm	12 l	1/4
106 995 070 1	Viton	2.0 kg	470 mm	220 mm	7 l	1/4
106 995 090 1	Viton	2.2 kg	570 mm	220 mm	9 l	1/4
106 995 120 1	Viton	2.4 kg	600 mm	220 mm	12 l	1/4

Spare parts Industry Line



Telescopic lance with handle 700 - 1,350 mm

R+M Nr.
106 995 500



Lance tip with nozzle 1.5 mm

R+M Nr.
106 995 558



Hose 1.7 m

R+M Nr.
106 995 501



Seal kit Viton

R+M Nr.
106 995 503

Spare parts Master Line

Seal kit EPDM

R+M Nr.
106 995 508

Seal kit Viton

R+M Nr.
106 995 502

Ergo Industry



The compression sprayer of the series Ergo Industry are modern hand pressure sprayer. Due to their user-friendly design and the excellent quality of their Viton seals they are the best on the market regarding technical solutions of compression sprayer.

Equipment
» Nozzle consisting of a regulator for defining the stream angle
» Interior filter being placed at the **flexible** intake pipe. **Upside down spraying is possible**
» Durably efficient pump
» Precision dosing valve. **With transparent volume scale on the tank**
» Ergonomic shape. **On-off button for spraying at the handle**
» The sprayer can be hung up by means of the hand grip

R+M Nr.			VPE
106 995 015 2	1.5 l	0.54 kg	1/12
106 995 020 2	2.0 l	0.60 kg	1/12

Mini Line



The trigger sprayer of the series Mini line are used for manual spraying and sprinkling of plants in greenhouses, gardens, on terraces and balconies. The sprayer are equipped with technically advanced nozzles with adjustable stream angle. They are perfect devices for spraying liquid fertilizers, chemicals and for sprinkling water. All parts of the sprayer are made out of durable materials which are resistant to chemicals. The special spraying head of the Mini assures a very fine stream of liquid so that it does not weep. sealing: NBR

Equipment
» Precision valve for an ideal spraying of liquids
» Ergonomic spraying head is fitted with an easy pusher for spraying
» Filter armed at the little intake pipe

R+M Nr.			VPE
106 995 005	0.5 l	0.10 kg	1/25
106 995 010	1.0 l	0.12 kg	1/60

Sprayer

AXEL

After being filled (up to 2/3 l) and short pumping (up to 4 bar), the AXEL foam sprayer is immediately ready for use. Three more foam nozzles are included in the scope of supply. Depending on the foam carpet to be generated, they can be changed quickly. This is why this sprayer is unique in terms of its various fields of use. Thanks to the EPDM seals, the sprayer is perfectly suitable for a large number of cleaning agents/shampoos. When removing the foam nozzle inserts, AXEL 2000/3000 can be used like a normal pressure sprayer, too. This is why the AXEL foam sprayers are probably the best foam sprayers of this type available in the market.

Equipment:

» incl. 3 more foam nozzles with exchangeable pads
» EPDM seal kit



R+M Nr.			VPE
106 995 586	1.0 l	0.86 kg	1/12
106 995 587	2.0 l	0.89 kg	1/12

titan

Titan is a modern and comfortable knapsack sprayer viton seals.
Titan knapsack is designed to make their exploitation and operation easy and comfortable. The lever can be adapted to either side of the sprayer to suit both right and left hand operators.

Equipment:

» telescopic wand 75-135 cm
» light-weight, hermetic (no-hole at the base) tank
» transparent walls with a scale
» strong, durable base
» high efficient pump with glass balls inside the piston
» 2 nozzles with regulation of stream angle MR 1.5 (1.5 mm), MR 1.0 (1.0 mm)
» push-in valve (thumb control for instant on/off)
» safety valve
» in line filter
» reinforced PCV hose 130 cm
» extra spare parts and silicone smear enclosed



R+M Nr.		H x W x D		VPE
106 995 312	3.6 kg	610 x 400 x 150 mm	12 l	1
106 995 316	4.2 kg	610 x 410 x 180 mm	16 l	1
106 995 320	4.4 kg	610 x 410 x 205 mm	20 l	1

Symbols weight height diameter VPE packing unit volume

Sprayer

VX ALKA battery operated, mobile

The spray devices from our VX ALKA series are special devices for disinfecting and applying cleaning agents.
Long working hours are possible thanks to the battery and annoying pumping is no longer necessary.
Disinfection of machines and systems.
The mobile sprayer is ideal when disinfection has to be carried out in a large area. The large capacity of 20 liters and the powerful battery enable a long period of use without the mobile device having to be carried.
Use in washing systems, on drilling rigs or for special operations - these are areas of application for which the VX ALKA series was created.
They are resistant to a wide variety of chemicals used in industry.
The acid-resistant lance, the seals and the ultra-durable pressure tank guarantee that the device can cope with even the most difficult tasks and that the user is absolutely safe.

Areas of application :
» Oil industry
» Chemical industry
» Control of the epidemic
» Workshops and businesses
» Disinfection and pest control
» Car washes



3.4 Ah battery pack with control panel, including 12.6 V power supply unit for charging the battery unit.







Other spray nozzles included:
round MR 1.0 mm, MR 2.0 mm, Flat jet nozzle MF 3.0 and seals

R+M Nr.		H x W x D		VPE
106 995 612	6,8 kg	340 x 240 x 640 mm	12 l	1

RX ALKA battery operated, mobile

The spray devices from our RX ALKA series are special devices for disinfecting and applying cleaning agents. Long working hours are possible thanks to the battery and annoying pumping is no longer necessary.
Disinfection of machines and systems.
The mobile sprayer is ideal when disinfection has to be carried out in a large area. The large capacity of 12 liters and the powerful battery enable a long period of use without the mobile device having to be carried.
The backpack system enables fatigue-free and ergonomic work.
Use in washing systems, on drilling rigs or for special operations - these are areas of application for which the RX ALKA series was created. They are resistant to a wide variety of chemicals used in industry. The acid-resistant lance, the seals and the ultra-durable pressure tank guarantee that the device can cope with even the most difficult tasks and that the user is absolutely safe.
Areas of application :
» Oil industry
» Chemical industry
» Control of the epidemic
» Workshops and businesses
» Disinfection and pest control
» Car washes



3.4 Ah battery pack with control panel, including 12.6 V power supply unit for charging the battery unit.







Other spray nozzles included:
round MR 1.0 mm, MR 2.0 mm, Flat jet nozzle MF 3.0 and seals

R+M Nr.		H x W x D		VPE
106 995 620	8,2 kg	400 x 350 x 910 mm	20 l	1

Sprayer with pressure tank



- The filling is very easy and effected by means of a plastic hopper to fill in.
- 1/4" M connection to be attached at the compressed-air supply.
- Max. 8 bar. Equipped with a default safety valve.
- Chemically resistant hose 10 m. Spray lance 600 mm with nozzle. Fill level indication.
- Suitable for the use in the car wash and industry.
- **Available from 10 pieces in other RAL colors.**

R+M Nr.	TYP	
106 024 500	coated steel	24 l
106 050 500	coated steel	50 l
106 100 500	coated steel	100 l

Foamer with pressure tank



- The filling is very easy and effected by means of a plastic hopper to fill in.
- 1/4" M connection to be attached at the compressed-air supply.
- Max. 8 bar. Equipped with a default safety valve.
- Chemically resistant hose 10 m. Foam lance 600 mm with nozzle head and 4 nozzles. Fill level indication.
- Integrated dosing unit to realise the desired air/foam mixture. Permanent pressure exposure is required in order to achieve an uniform foam result.
- Suitable for the use in the car wash and industry.
- **Available from 10 pieces in other RAL colors.**

R+M Nr.	TYP	
106 024 550	coated steel	24 l
106 050 550	coated steel	50 l
106 100 550	coated steel	100 l

For storing and applying Group 2 liquids according to Pressure Equipment Directive 2014/68/EU, Article 13:
Not suitable for liquids of group 1 and especially strong alkaline solution and acids.

Accessories for sprayer and foamer

Foam hoses



Bayonet.
10 m

R+M Nr.
106 901 01

Spray hoses



1/4" M.
10 m

R+M Nr.
106 911 01

Foam head



1/2" M

R+M Nr.
106 906 0

Nozzles



Foamer.
55° 55

R+M Nr.
609 805 59

Foamer.
60° 25

R+M Nr.
609 802 59

Sprayer.
110° 04

R+M Nr.
609 110 04

Sprayer.
110° 045

R+M Nr.
609 110 045

Symbols TYP type volume shipment by truck

Sprayer with pressure tank



» The filling is very easy and effected by means of a plastic hopper to fill in.
» 1/4" M connection to be attached at the compressed-air supply.
» Max. 8 bar. Equipped with a default safety valve.
» Chemically resistant hose 10 m. Spray lance 600 mm with nozzle. Fill level indication.
» Suitable for the use in the food industry, car wash and industry.

R+M Nr.	TYP	
106 024 600	stainless steel AISI 304, V2A	24 l
106 050 600	stainless steel AISI 304, V2A	50 l
106 100 600	stainless steel AISI 304, V2A	100 l

Foamer with pressure tank



» The filling is very easy and effected by means of a plastic hopper to fill in.
» 1/4" M connection to be attached at the compressed-air supply.
» Max. 8 bar. Equipped with a default safety valve.
» Chemically resistant hose 10 m. Spray lance 600 mm with nozzle. Fill level indication.
» Integrated dosing unit to realise the desired air/foam mixture. Permanent pressure exposure is required in order to achieve an uniform foam result.
» Suitable for the use in the food industry, car wash and industry.

R+M Nr.	TYP	
106 024 650	stainless steel AISI 304, V2A	24 l
106 050 650	stainless steel AISI 304, V2A	50 l
106 100 650	stainless steel AISI 304, V2A	100 l

For storing and applying Group 2 liquids according to Pressure Equipment Directive 2014/68/EU, Article 13:
Not suitable for liquids of group 1.

Accessories for sprayer and foamer

Nozzle



Sprayer.
100° 03

R+M Nr.
609 110 03

Nozzle filters



50 MESH

R+M Nr.
106 909 2

Reduction nipples



1/4" F : 1/2" M.
Brass

R+M Nr.
575 40



1/4" F : 1/2" M.
Stainless steel

R+M Nr.
575 49

Adaptor



Bayonet : 1/4" M

R+M Nr.
106 900 1



Plug DN 7.4 :
1/4" F

R+M Nr.
554 714

Nut for nozzle



1/2" M

R+M Nr.
106 909 3

Seal



R+M Nr.
106 909 4

easyclean365+ microfibre cloths



Excellent water absorption and high absorption speed by polyurethane skin which treats the surfaces with care.

According to the principle "completely clean with only one wipe". Even spots like fingerprints are removed in the twinkling of an eye and the surfaces gleam in mint condition.

Washable and usable several times.

Water drops on the surfaces after cleaning are a thing of the past and the use of any detergents is dropped.

Due to the interwoven and strong texture the microfibre cloth is tear-resistant. Furthermore, it is lint-free, antibacterial, very kind to your skin and anti-allergic.

Composition: PET/PA microfibre, high-tech polyurethane.

easyclean365+ microfibre cloth WA 1400



The extremely absorbent drying wonder! Ideal for the professionally exterior cleaning of vehicles, car finish, motorcycles, catering trade, kitchen & bathroom. Single pack with European perforation and product code.
Size: 37.5 x 40 cm

R+M Nr.	M	VPE
951 700 611	PET/PA microfibre, high-tech polyurethane	10
951 700 650	PET/PA microfibre, high-tech polyurethane	50

easyclean365+ microfibre cloth WA 1400



The extremely absorbent drying wonder! Ideal for the professionally exterior cleaning of vehicles, car finish, motorcycles, catering trade, kitchen & bathroom.
Size: 44 x 50 cm

R+M Nr.	M	VPE
951 700 601	PET/PA microfibre, high-tech polyurethane	10
951 700 605	PET/PA microfibre, high-tech polyurethane	50

easyclean365+ microfibre cloth WA 600



The streak-free cleaning wonder! Ideal for the professionally interior cleaning of vehicles, car finish, motorcycles, catering trade, kitchen & bathroom. Single pack with European perforation and product code.
Size: 35 x 40 cm

R+M Nr.	M	VPE
951 700 710	PET/PA microfibre, high-tech polyurethane	10
951 700 750	PET/PA microfibre, high-tech polyurethane	50

easyclean365+ microfibre cloth WA 1400



The extremely absorbent drying wonder! Ideal for the professionally exterior cleaning of vehicles, car finish, motorcycles, catering trade, kitchen & bathroom.
Size: 45 x 50 cm

R+M Nr.	M	VPE
951 700 510	PET/PA microfibre, high-tech polyurethane	10
951 700 550	PET/PA microfibre, high-tech polyurethane	50

Air spinner system, Mosmatic

The air spinner system is a novelty used in the self-service car wash. It is especially designed for outdoor vacuum cleaner and self-service drying plants. The air spinner system eliminates the use of floor hoses so that the user has more room to move.

Air system spinner LU-W for wall fastening



R+M Nr.	↔	M	○	⚖
108 603 11	1,600 mm	stainless steel	⌀ 50 mm	8.0 kg



R+M Nr.	↔	M	○	⚖
108 609 25	1,000 mm	stainless steel	⌀ 40 mm	7.0 kg

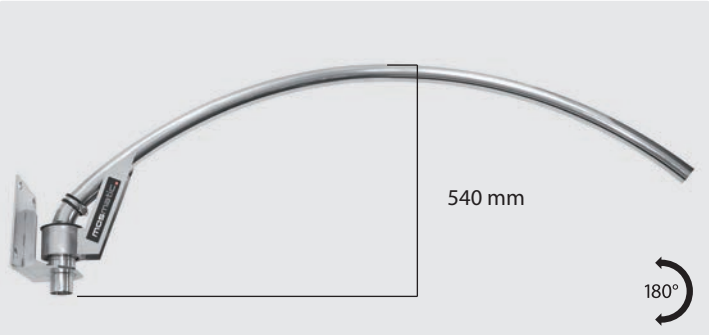

R+M Nr.	↔	M	○	⚖
108 609 58	1,750 mm	stainless steel	⌀ 50 mm	8.6 kg

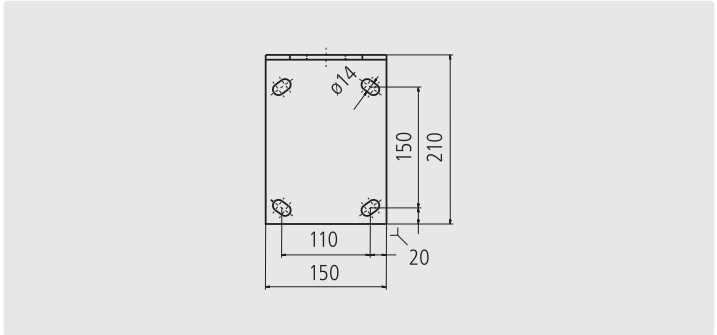

Wall plate

Air system spinner LU-D for ceiling fastening



R+M Nr.	↔	M	○	⚖
108 603 10	1,600 mm	stainless steel	⌀ 50 mm	8.0 kg



R+M Nr.	↔	M	○	⚖
108 603 13	1,600 mm	stainless steel	⌀ 50 mm	8.0 kg



R+M Nr.	↔	M	○	⚖
108 603 26	1,550 mm	stainless steel	⌀ 50 mm	8.2 kg

Symbols ↔ length M material ○ thread ⚖ weight ⌀ diameter VPE packing unit

Air spinner system Mosmatic

Air system spinner LU-B for floor fastening



Spinner with a moving radius of 360°. Height 3,100 mm

R+M Nr.	↔	M	○	
108 603 12	1,600 mm	stainless steel	⌀ 50 mm	18.0 kg

90° elbow pipe



1 pipe clamp

R+M Nr.	○
108 603 14	⌀ 50 mm

Extension



1 pipe clamp. 1,000 mm

R+M Nr.	○
108 603 15	⌀ 50 mm

Rotating socket



1 pipe clamp

R+M Nr.	○
108 603 23	⌀ 50 mm

Clip flue



2 pipe clamps. ↔ Max. 1.5 m

R+M Nr.	○
108 603 20	⌀ 50 mm

System is also available in 40 mm.

Self-service air dryer Mosmatic



To easily dry in a quick and uncomplicated way!

Substantially reduces water spots, no impairment of the paint – both in summer and winter. The strong blower and the especially moulded air nozzle guarantee a polished and spotless result. It dries the smallest gaps such as door joints, wing mirrors, radiator grills etc. and really eliminates water spots. Combined with a Mosmatic air spinner system the dryer is for sure an interesting and very profitable attraction at your wash bay.

Attention: Connection should be carried out by authorised staff only!

Specifications

Dimension drying unit	533 mm x 533 mm.
Dimension universal plate	421 mm x 421 mm



Drying unit with 75 cm hose connection ⌀ 50 mm, universal plate for mounting the dryer, special air nozzle with 4.5 m hose connection ⌀ 50 mm, wall holder for mounting the special air nozzle, information and operation sign.

R+M Nr.	V	W
108 603 96	220 - 240 Volt 50 / 60 Hz	2 motors à 1,600 Watt





Symbols ⌀ diameter ⇦ inlet ⇨ outlet ℃ temperature P pressure ○ thread M material ↔ length weight

Underbody lance ST-97.1

Material stainless steel. Rolls: POM. Pipe: stainless steel, plastic-coated. Max. 40 l/min. 100 °C. 3 nozzles 1/8" M are required. Spraying angle of 25°



R+M Nr.			spray gun	P	↔	⌀ rolls
200 097 801	3/8" F	3 x 1/8" F	ST-601 standard	180 bar	1,700 mm	60 mm
200 097 803	3/8" F	3 x 1/8" F	ST-601 weep	180 bar	1,700 mm	60 mm
200 097 802	3/8" F	3 x 1/8" F	ST-601 freeze stop	180 bar	1,700 mm	60 mm

Hurricane Mosmatic

Hurricane

» Ergonomical and versatile
» Requieres 2 HP-nozzles
» Incl. HP gun
» Easy to maneuver
» High rpm stainless steel swivel features reinforced self lubricated stainless steel ball bearings for improved performance. The dual spring based carbide seal system, guarantees long lasting operation under tough conditions

Manual underbody washing made easy. The handy Hurricane is versatile as for example for cars, trucks, agricultural and construction machines. The object to be cleaned does not even need to be on a lifting platform.







R+M Nr.	⌀	min. clearance		℃	P	castor-⌀		
108 806 91	520 mm	165 mm	2 x HP-nozzles 15°, 1/8"	120°	275 bar	1x 60, 2 x 100 mm	3/8" F	12.4 kg
108 806 93 *	520 mm	230 mm	2 x nozzle tips 15°	120°	275 bar	1x 60, 2 x 100 mm	3/8" F	15.1 kg

Hurricane Flip, 2 - in - 1 Mosmatic

The Mosmatic Hurricane Flip can be used as surface cleaner and underbody wash, all in one unit. The Hurricane Flip can be converted from a floor cleaner to an undercarriage cleaner in just a few simple steps. The proven toggle joint makes easy and effortless cleaning possible. Positioned on the side of the housing, this special design enables cleaning under the vehicle.
With 3 stainless steel castors ø 60 mm.
Incl. 2 high-pressure nozzles ex works for e.g. 15 l / min. at 130 bar or 18 l/min. at 175 bar.
Max. 275 bar / 120 °C.





R+M Nr.	⌀		P
108 786 02	300 mm	3/8" F	max. 275 bar

Thanks to the low profile, the vehicle does not need to be lifted on a platform to be cleaned.

new



* Delivery about 3 weeks

Surface cleaner with air recovery system and integrated gum remover, Mosmatic







» Such as the other devices of the FL-AH series the new FL-AH-KAU is a record performance regarding quality, finish and excellent cleaning result. We do not know anybody who has not yet seen places such as railway stations, stadiums, schools and many more which are covered with hundreds of chewing gums. This development is the best solution against this appearance!

» In order to ensure an effective removal of the gums the special nozzle is positioned behind the stainless steel cap. The surface is cleaned in a conventional way by means of the gun which is mounted at the right side. In case of removing stubborn dirt e.g. chewing gums the special nozzle is switched on by the gun mounted at the left side. The gums are cut up and totally removed by the hp jets and finally sucked in.

» By means of four 100 mm plastic rolls the surface cleaner can be easily moved.

» The frame as well as all mounting parts made out of stainless steel offer additional stability. Best cleaning results are achieved due to the height adjustable housing.

» The swivel has reinforced self-lubricating stainless steel ball bearings and a dual spring based carbide seal system especially designed for higher revs. This combination guarantees a very long durability.

» 2 spray guns ST-2605 equipped with the patented LTF technology, 2 hp nozzles 15° 03 and a special nozzle for the removal of chewing gums are included. Further nozzle sizes are available on request.

» Suitable for 50 mm suction hose. Suction hose is excluded.

» Max. 350 bar / 120 °C. Min. 15 l/min / 250 bar

R+M Nr.	⌀		
108 809 61	520 mm	3/8" F	20 kg

LTF - Low Trigger Force 90 % reduced holding force and 40 % reduced trigger force against usual market guns.

Floor cleaner Mosmatic

FL-ABB 200



» Floor cleaner - graffiti removing by means of suction system

» Field of application: graffiti removing, restoration of different surfaces, maintenance of buildings and exclusively designed for applications with high water pressure

» Suitable for applications from the outside e.g. concrete, brick, lime stone buildings or wooden surfaces

» Suitable for 50 mm suction hose

» Our spray gun ST-2605 (202 605 500) equipped with the patented LTF system is recommended for effortless cleaning applications

» The high pressure gun and nozzles are excluded

Stainless steel. 2 flat stream nozzles 15° 1/8" M are required.
Min. 18 l/min / 150 bar.
Max. 350 bar / 120 °C

R+M Nr.	⌀		
108 780 35	200 mm	1/4" F	2.7 kg

FL-EB 200



» Floor cleaner - economy

» This multifunction floor cleaner is especially designed for all applications such as brick-lined walls, boat walls, bases, stairs, sidewalks, windows etc.

» Our spray gun ST-2605 (202 605 500) equipped with the patented LTF system is recommended for effortless cleaning applications

» The high pressure gun and nozzles are excluded

Stainless steel. 2 flat stream nozzles 15° 1/8" M are required.
Max. 275 bar / 120 °C

R+M Nr.	⌀		
108 780 02	200 mm	1/4" F	2.7 kg

easywash365+ vertical boom



Absolutely new in the car wash industry!

» Completely made out of stainless steel
» Rotatable by 360°
» Solid construction
» Spring action

The vertical boom for single washing bays! This cost-efficient solution is ideal for smaller self-service motorcycle, bicycle or car washing bays. It is not absolutely imperative that the boom is incorporated in the technical board as it can be easily mounted on the wall. Therefore, the vertical boom is also the perfect solution for areas with a shortage of space. Due to its compact design not much room is needed, but however a high degree of mobility is given. The radius of 360° as well as the built- in spring guarantee best possible mobility when carrying out the washing.

The **easy**wash365+ vertical boom is completely made out of stainless steel. A mounting bracket is included in the consignment.

Technical specifications:

Height 2,008 mm.
Weight 4.4 kg

R+M Nr.
108 607 01

easywash365+ suction swivel arm



New for self-service vacuum cleaning

» entirely made out of stainless steel
» solid construction
» suspension

The vertical **easy**wash365 + suction swivel arm for self-service!
This cost-effective solution is ideal for single suction places.
In this case, the arm does not necessarily have to be integrated into the cabinet technology, but can be easily mounted on a wall. Perfect if space might be limited, because due to its construction this boom needs little space and bending over offers a lot of mobility.

The built-in spring prevents kinking of the suction hose and allows a barrier-free handling with optional freedom of mobility.

The vertical **easy**wash365 + suction swivel arm is completely made out of stainless steel and is supplied including a mounting bracket.

Height 2,320 mm.
Tube height 1,500 mm.
Internal tube diameter of 65 mm.
Weight 10.1 kg

R+M Nr.
109 001 500

Symbols inlet weight diameter

easywash365+ car wash ceiling booms

easywash365+ standard



Stainless steel. Ready for installation with two integrated swivels and professional high pressure hose with spring and integrated hose bend restrictors. Axle 2-ball bearings and permanently lubricated.
Max. 275 bar / 90 °C.

R+M Nr.	↔	⊂	⊃	⚖
109 766 954	1,750 mm	1/4" F	1/4" M	8.0 kg

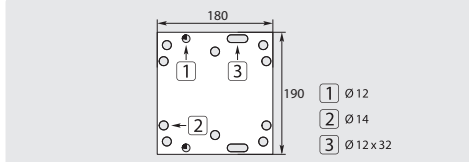

easywash365+ double ceiling booms



Stainless steel. Ready for installation with three integrated swivels, professional high pressure hose with spring and integrated hose bend restrictors. Axle 2-ball bearings and permanently lubricated. Especially developed for 2 different application mediums.
Max. 275 bar / 90 °C

R+M Nr.	↔	⊂	⊃	⚖
109 767 921	1,600 mm / 1,750 mm	1/4" F	1/4" M	13.5 kg

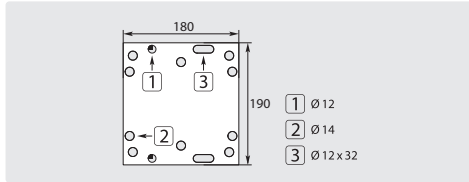

Symbols ⊂ inlet ⊃ outlet ⚖ weight ↔ length shipment by truck

easywash365+ car wash ceiling booms

easywash365+ car wash ceiling boom-Z



Stainless steel. Ready for installation with two integrated swivels and professional high pressure hose with spring and integrated hose bend restrictors. Axle 2-ball bearings and permanently lubricated. Especially designed for using two booms side by side.
Max. 275 bar / 90 °C

R+M Nr.	↔			
109 765 926	1,550 mm	1/4" F	1/4" M	8.0 kg

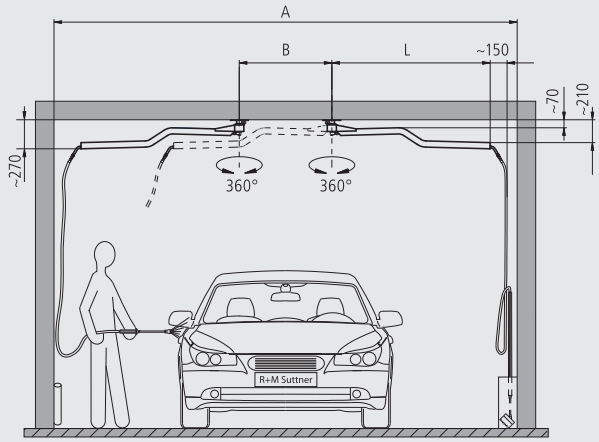

Mounting example for ceiling boom-Z

A = 4,600 mm
B = 900 mm
C = 1,500 mm
D = 750 mm
L = 1,550 mm

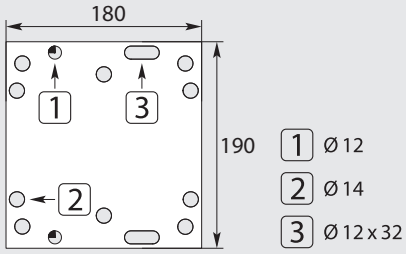

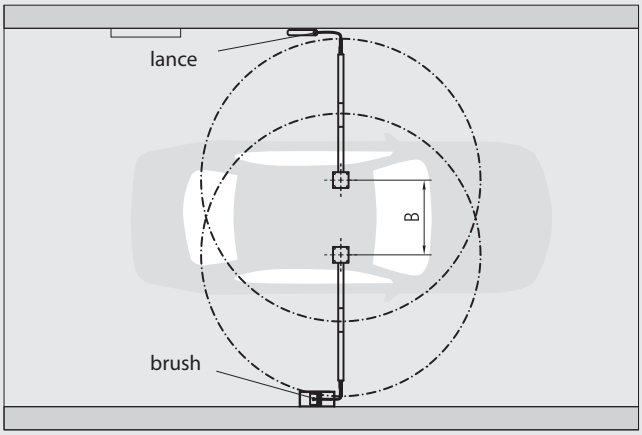

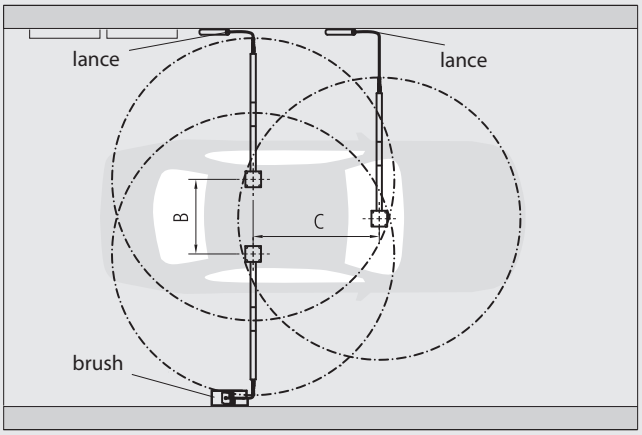

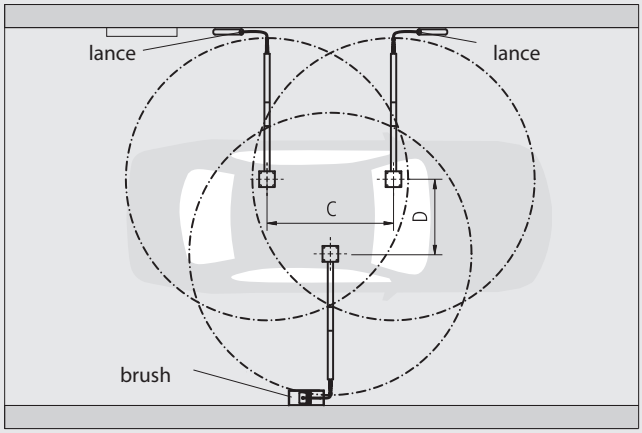

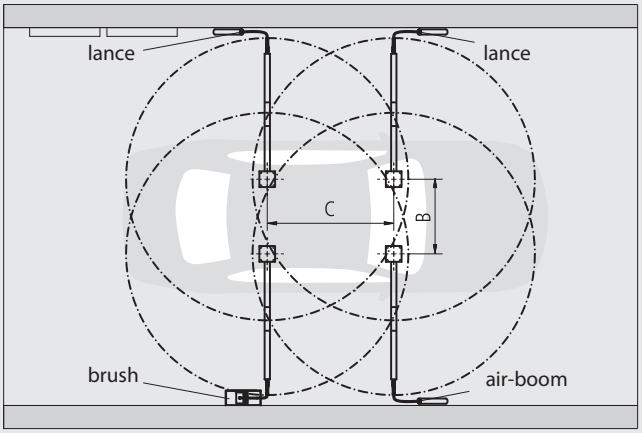

easywash365+ car wash ceiling booms with suspension

easywash365+ standard



Stainless steel. Ready for installation with two integrated swivels and professional high pressure hose with spring and integrated hose bend restrictors. Axle 2-ball bearings and permanently lubricated.
Max. 275 bar / 90 °C.

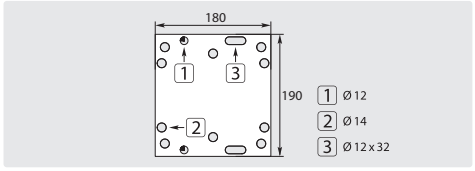

R+M Nr.	↔	⊂	⊃	🏋
109 766 972	1,750 mm	1/4" F	1/4" M	8.0 kg

easywash365+ car wash ceiling boom-Z



Stainless steel. Ready for installation with two integrated swivels and professional high pressure hose with spring and integrated hose bend restrictors. Axle 2-ball bearings and permanently lubricated.
Especially designed for using two booms side by side.
Max. 275 bar / 90 °C

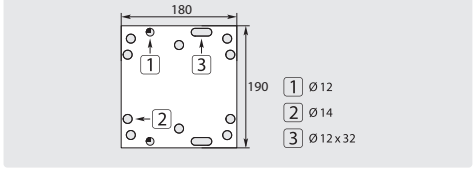

R+M Nr.	↔	⊂	⊃	🏋
109 765 978	1,550 mm	1/4" F	1/4" M	8.0 kg

Mounting example for ceiling boom-Z

A = 4,600 mm
B = 900 mm
C = 1,500 mm
D = 750 mm
L = 1,550 mm

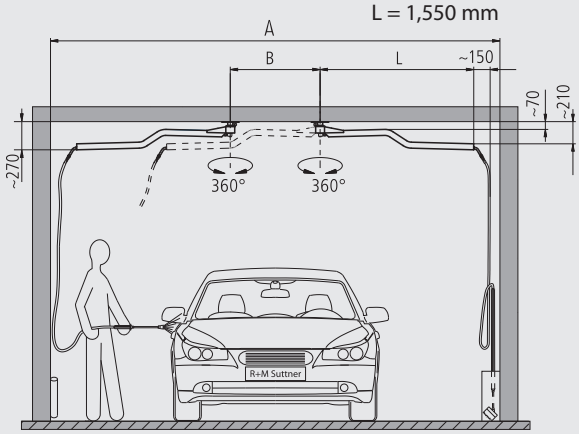

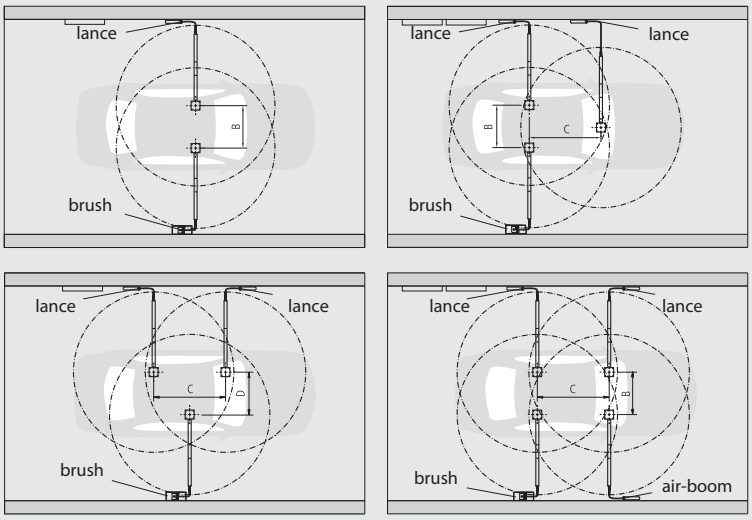

Symbols ⊂ inlet ⊃ outlet 🏋 weight ↔ length

easywash365+ car wash ceiling booms

easywash365+ double ceiling booms with suspension



Stainless steel. Ready for installation with three integrated swivels, professional high pressure hose with spring and integrated hose bend restrictors. Axle 2-ball bearings and permanently lubricated. Especially developed for 2 different application mediums.
Max. 275 bar / 90 °C

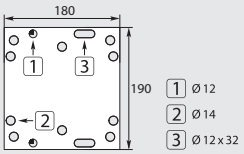

R+M Nr.	↔	⟃	⟲	
109 763 904	1,600 mm / 1,750 mm	1/4" F	1/4" M	13.5 kg

easywash365+ motorcycle ceiling booms



Stainless steel. Ready for installation with two integrated swivels and professional high pressure hose with spring and integrated hose bend restrictors. Axle 2-ball bearings and permanently lubricated. Especially designed for using in motorcycle bays.
Max. 275 bar / 90 °C

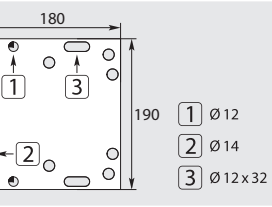

R+M Nr.	↔	⟃	⟲	
109 766 956	850 mm	1/4" F	1/4" M	5.9 kg

Swivels for easywash365+ ceiling booms



1/4" M BSP : 3/8" F NPT

R+M Nr.
108 409 26



1/4" M BSP : 3/8" F NPT

R+M Nr.
108 329 27

Wall mounts



Stainless steel V2A / AISI 304. For **easy**wash365+ and Mosmatic ceiling booms

R+M Nr.
109 721 047

Positioner



Positioner with magnet. By means of a positioning device the Mosmatic ceiling boom-Z can easily be parked in the desired position.

R+M Nr.
108 659 11

Replacement hoses

easywash365+

Hoses for **easy**wash365+ ceiling booms / **ceiling boom-Z

R+M Nr,	↔
340 144 000 994 9	850 mm
340 144 001 694 9**	1,550 mm
340 144 001 744 9	1,600 mm
340 144 001 894 9	1,750 mm
340 144 002 034 9	2,050 mm

Mosmatic

Hoses for Mosmatic ceiling booms / *ceiling boom-Z incl. replacement spring

R+M Nr,	↔
345 176 001 578*	1,450 mm
346 176 001 67	1,550 mm
345 176 001 678*	1,550 mm
346 176 001 72	1,600 mm
346 176 001 87	1,750 mm
345 176 001 878*	1,750 mm
346 176 002 00	1,900 mm
346 176 002 15	2,050 mm
346 176 002 35	2,250 mm
346 176 002 60	2,500 mm

Replacement spring

easywash365+



Replacement spring for **easy**wash365+ ceiling booms

R+M Nr.
108 901 858

Mosmatic



Replacement spring for Mosmatic ceiling booms

R+M Nr.
108 375 70

Mosmatic car wash ceiling booms

Mosmatic Ceiling boom/ Wall boom extension



Stainless steel. This classic, straight ceiling boom is used in numerous industrial areas, such as truck washing, food, manufacturing or assembly. A real all-rounder that can be used in many ways. For the use of liquids, gases or air. 1/2" throughout. Max. 150 bar / 120 °C.
Attention: Delivery time of approx. 2 weeks!

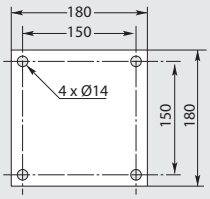

R+M Nr.	↔			
108 664 11	1,450 mm	1/2" F	1/2" M	10,2 kg

Mosmatic double ceiling booms with insulated high pressure hoses



Stainless steel. Ready for installation with three integrated swivels, professional high pressure hose with spring and integrated hose bend restrictors. Axle 2-ball bearings and permanently lubricated. Especially developed for 2 different application mediums. Max. 275 bar / 90 °C.
Attention: Delivery time of approx. 2 weeks!

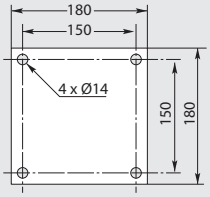

R+M Nr.	↔			
108 674 23	1,750 mm / 1,900 mm	1/4" F	1/4" M	19.2 kg
108 674 33	1,900 mm / 2,050 mm	1/4" F	1/4" M	19.5 kg
108 674 43	2,050 mm / 2,250 mm	1/4" F	1/4" M	19.8 kg
108 674 53	2,250 mm / 2,500 mm	1/4" F	1/4" M	21.1 kg

Mosmatic car wash ceiling boom-Z with insulated high pressure hose



Stainless steel. Ready for installation with two integrated swivels. Especially designed for using two booms side by side. Insulated high pressure hose. Max. 275 bar / 90 °C.
Attention: Delivery time of approx. 2 weeks!

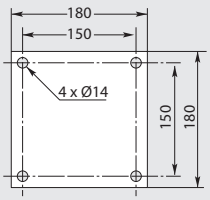

R+M Nr.	↔			
108 650 11	1,550 mm	1/4" F	1/4" M	9.9 kg

Mosmatic car wash ceiling booms with LED

» Modern visual effects
» Visualisation of the wash cycles
» Additional lighting for the wash bay
» Stand out above competition
» **Delivery about 3 weeks**

The worlds first for the self-service car wash. The LED Boom can be synchronized with your wash cycle to visualize your wash program. The LED ceiling boom is not only an eye-catcher for self-service car washes, but also provides additional lighting for the bay adding safety for your clients. This is product should be installed by a certified electrician.



Mosmatic standard with LED



Ceiling boom with ball bearing swivels. Maintenance-free. Connection with swivel

R+M Nr.	M	↔	P			V	LED/m	IP code	light intensity	℃	
108 662 23	stainless steel	1,750 mm	275 bar	1/4" F	1/4" M	24	30	IP 66	120 lx	90° C	10.2 kg

Mosmatic car wash ceiling boom-Z with LED



Ready for installation with two integrated swivels. Especially designed for using two booms side by side. Insulated high pressure hose

R+M Nr.	M	↔	P			V	LED/m	IP code	light intensity	℃	
108 652 13	stainless steel	1,550 mm	275 bar	1/4" F	1/4" M	24	30	IP 66	120 lx	90° C	10.1 kg

Mosmatic double ceiling booms with LED

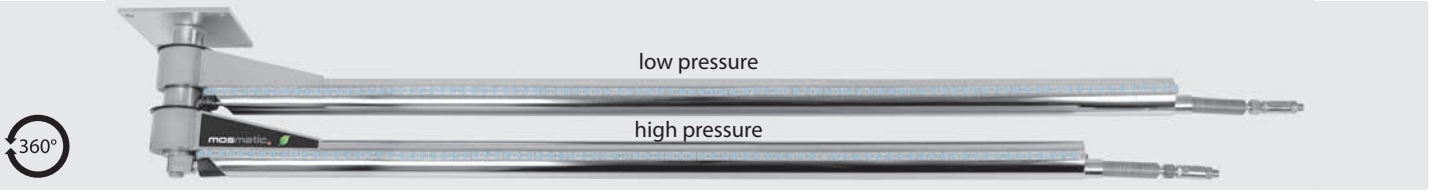

Ready for installation with three integrated swivels, professional high pressure hose with spring and integrated hose bend restrictors. Axle 2-ball bearings and permanently lubricated. Especially developed for 2 different application mediums

R+M Nr.	M	↔	P			V	LED/m	IP code	light intensity	℃	
108 676 13	stainless steel	1,600 / 1,750 mm	275 bar	1/4" F	1/4" M	24	30	IP 66	120 lx	90° C	18.9 kg



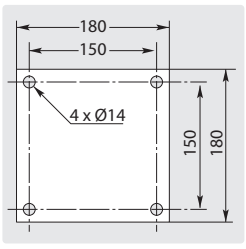

LED-Controller

Controller, power supply, remote control, receiver with housing. For max. 2 booms

R+M Nr.
108 659 75

easywash365+ wall boom extension with ceiling boom

Wall boom extension with ceiling boom



- » Designed for washing large vehicles
- » Ceiling boom swivelling 360°, wall boom swivelling by 180°
- » Maintenance-free ball bearing swivels
- » Optionally available counter plate
- » Total length of up to 4,600 mm
- » Max. 275 bar / 120 °C
- » Connection: 3/8" M
- » Material: stainless steel

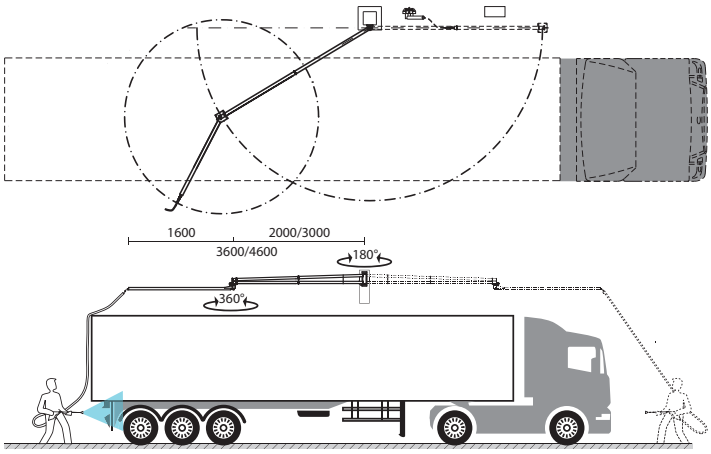

easywash365+ wall boom extension with ceiling boom

R+M Nr.	↔	⟳	⟲
109 760 972 🚚	2,000 + 1,600	3/8" M	3/8" M
109 760 973 🚚	3,000 + 1,600	3/8" M	3/8" M

easywash365+ wall boom counter plate

Stainless steel. 10 mm

R+M Nr.
109 790 419 3

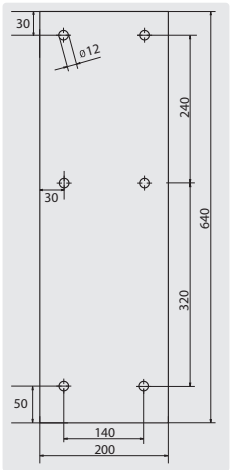

High pressure hose for easywash365+ boom extension

3/8" F : 3/8" F - 90°. 2 SC. DN 8. Black

R+M Nr.	↔
345 154 002 11	2,100
345 154 003 11	3,100





Top connection: robust bracket for safe assembly of the boom

Very robust and welded attachment with an optionally available counter plate for your safety (screws M10)

Pass: high pressure hose for wall boom extension is optionally available

Symbols ⟳ inlet ⟲ outlet ↔ length 🚚 shipment by truck

easywash365+ wall and ceiling booms

High pressure ceiling boom including high pressure hose for walls and ceiling



» Assembly at walls or ceiling
» High pressure hose including, DN 8, black
» Ceiling boom swivelling by 360°, 180° in case of wall assembly
» Ball bearing swivel
» Total length of up to 2,500 mm
» Max. 275 bar / 120 °C
» Connection: 3/8" M
» Material: stainless steel

easywash365+ wall and ceiling booms

Stainless steel. Boom with ball bearing swivel and high pressure hose. DN 8. Maintenance-free.
Max. 275 bar / 120 °C

R+M Nr.	↔		
109 766 970	1,600 mm	3/8" M	3/8" M
109 766 971	2,000 mm	3/8" M	3/8" M
109 766 973	2,500 mm	3/8" M	3/8" M





Tip: 3/8" M connection for high pressure hose with o-ring

Replacement hoses

R+M Nr.	↔
355 144 001 758 4	1,600 mm
355 144 002 198 4	2,000 mm
355 144 002 648 4	2,500 mm

Wall fixing



Ceiling fixing

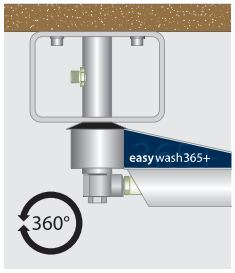

easywash365+ mounting plate



For walls and ceiling. Stainless steel.
180 x 180 mm. Thickness: 8 mm. 4 x M10

R+M Nr.
109 790 461 4

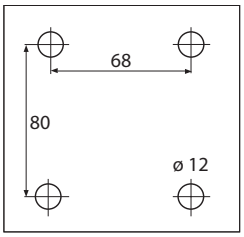

Ready for mounting: the bracket enables an easy assembly

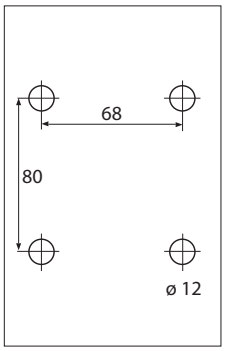

R+M car wash booms

R+M booms with hose reel ST 14



Zinc-plated steel. Extension with hose reel ST 14 made out of stainless steel.
Hose capacity outer ⌀ = hose ↔ 15 mm = 14 m . 20 mm = 12 m.
Without high pressure hose. Max. 300 bar.
Attention: Delivery time of approx. 2 weeks!

R+M Nr.	↔	inlet	outlet	weight
109 825	2,570 mm	3/8" F	3/8" F	45.0 kg
109 835	3,570 mm	3/8" F	3/8" F	50.0 kg
109 845	4,570 mm	3/8" F	3/8" F	54.0 kg

Hose stopper



Hose stop with six exchangeable inserts.
Hose ⌀ 10 - 34 mm

R+M Nr.
741 03

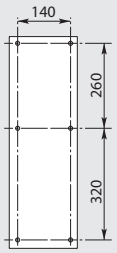

R+M car wash booms

R+M booms with pressure pipe



Zinc-plated steel. Pipe zinc-plated steel. Maintenance-free.
Max. 400 bar

R+M Nr.	↔	inlet	outlet	weight
109 10	2,000 mm	1/4" M	1/4" M	12.0 kg
109 20	2,500 mm	1/4" M	1/4" M	14.0 kg
109 30	3,000 mm	1/4" M	1/4" M	15.0 kg
109 40	3,500 mm	1/4" M	1/4" M	17.0 kg

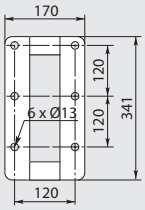

Symbols ↔ length inlet outlet weight ⌀ diameter shipment by truck

R+M car wash booms

R+M booms with hose carrier



Zinc-plated steel. Maintenance-free. Trolley zinc-plated steel
⌀ 17 - 25 mm

R+M Nr.	↔	hose reel trolleys	
109 506	3,000 mm	3 pieces	12.0 kg
109 516	4,000 mm	4 pieces	14.0 kg

Hose trolleys



R+M Nr.
107 308 001

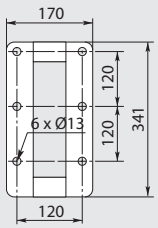



Zinc-plated steel. Maintenance-free. Trolley zinc-plated steel
⌀ 17 - 25 mm

R+M Nr.	↔	hose reel trolleys	
109 526	5,000 mm	5 pieces	38.0 kg
109 536	6,000 mm	6 pieces	43.0 kg

Hose trolleys



R+M Nr.
107 308 001

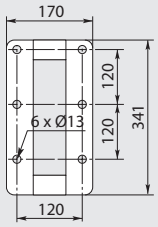

Suttner swivels

ST-300 swivels



3/8" M : 3/8" F. Stainless steel / nickel-plated brass. Max. 275 bar / 90 °C

R+M Nr.	↕
200 300 010	45 mm



Repair kit

R+M Nr.
200 300 100

ST-300 swivels



1/4" F : 3/8" F. Stainless steel / nickel-plated brass. Max. 275 bar / 90 °C

R+M Nr.	↕
200 300 050	57 mm



Repair kit

R+M Nr.
200 300 100

ST-300 swivels



1/4" M : 1/4" F. Brass.
Max. 275 bar / 90 °C

R+M Nr.	↕
200 300 040	44 mm

R+M Nr.

ST-301 swivels



1/4" F : 3/8" F. Stainless steel / brass. Swivel with radial friction bearing. Max. 350 bar / 90 °C

R+M Nr.	↕
200 301 050	58 mm



Repair kit

R+M Nr.
200 300 100

ST-301 swivels



1/4" F : M22 M. Stainless steel / brass. Swivel with radial friction bearing. Max. 350 bar / 90 °C

R+M Nr.	↕
200 301 060	62 mm



Repair kit

R+M Nr.
200 300 100

ST-310 swivels



1/4" F : 3/8" F. Stainless steel. Max. 350 bar / 90 °C

R+M Nr.	↕
200 310 000	57 mm



Repair kit

R+M Nr.
200 300 100

ST-310 swivels



3/8" M : 3/8" F. Stainless steel. Max. 350 bar / 90 °C

R+M Nr.	↕
200 310 010	45 mm



Repair kit

R+M Nr.
200 300 100

ST-310 swivels



1/2" M : 1/2" F. Stainless steel. Max. 350 bar / 90 °C

R+M Nr.	↕
200 310 040	49 mm



Repair kit

R+M Nr.
200 300 100

Symbols ↕ height

Suttner swivels

ST-311 swivels



1/4" F : 3/8" F. Stainless steel.
Swivel with radial friction bearing.
Max. 350 bar / 90 °C

R+M Nr.	↕
200 311 050	58 mm



Repair kit

R+M Nr.
200 300 100

ST-311 swivels



1/4" F : M22 M. Stainless steel.
Swivel with radial friction bearing.
Max. 350 bar / 90 °C

R+M Nr.	↕
200 311 060	58 mm



Repair kit

R+M Nr.
200 300 100

ST-340 swivels



1/2" M : 1/2" F. Stainless steel.
Max. 350 bar / 90 °C

R+M Nr.	↕
200 340 010	52 mm



Repair kit

R+M Nr.
200 340 100



1/4" F : 1/2" F. Stainless steel.
Max. 350 bar / 90 °C

R+M Nr.	↕
200 340 050	73 mm



Repair kit

R+M Nr.
200 340 100



1/2" M : 1/2" F. Brass.
Max. 250 bar / 90 °C

R+M Nr.	↕
200 340 510	52 mm



Repair kit

R+M Nr.
200 340 150



1/4" F : 1/2" F. Brass.
Max. 250 bar / 90 °C

R+M Nr.	↕
200 340 520	73 mm



Repair kit

R+M Nr.
200 340 100

ST-351 swivels



1/2" M : 1/2" F.
Max. 600 bar

R+M Nr.	↕
200 351 510	72 mm



Repair kit swivel ST-351

R+M Nr.
200 351 400

ST-350 swivels



3/8" M : 3/8" F. Stainless steel.
Max. 500 bar / 90 °C

R+M Nr.	↕
200 350 010	45 mm



Repair kit

R+M Nr.
200 300 120

ST-345 swivels



1/4" F : 1/4" M. 350 bar. Stainless

R+M Nr.
200 345 500



1/4" F : 1/4" M. 350 bar. Stainless.
easywash365+ blue

R+M Nr.
200 345 510



1/4" F : 1/4" M. 350 bar. Stainless.
RAL 5005

R+M Nr.
200 345 520



1/4" F : 1/4" M. 350 bar. Stainless

R+M Nr.
200 345 530

Suttner swivels ST-320

Completely stainless steel. Swivel with slide ring as sealing element



3/8" F : 3/8" M. DN 6.
Max. 400 bar / 30 r.p.m. / 90 °C

R+M Nr.	↕
200 320 500	48 mm



1/4" F : 1/4" M. DN 6.
Max. 400 bar / 30 r.p.m. / 90 °C

R+M Nr.	↕
200 320 550	48 mm



3/8" F : 3/8" M. DN 6.
Max. 400 bar / 30 r.p.m. / 90 °C

R+M Nr.	↕
200 320 502	48 mm



Repair kit swivels ST-320

R+M Nr.
200 320 490

Suttner swivels ST-322

Completely stainless steel. Swivel with slide ring as sealing element. Field of application: Hose reels



3/8" F : 3/8" M. DN 10.
Max. 400 bar / 30 r.p.m. / 90 °C

R+M Nr.	↕
200 322 500	65 mm



1/2" F : 3/8" M. DN 10.
Max. 300 bar / 30 r.p.m. / 90 °C

R+M Nr.	↕
200 322 510	65 mm



1/2" F : 1/2" M. DN 12.
Max. 300 bar / 30 r.p.m. / 90 °C

R+M Nr.	↕
200 322 520	67 mm



1/2" F : 1/2" M. DN 12.
Max. 300 bar / 30 r.p.m. / 90 °C

R+M Nr.	↕
200 322 522	68 mm



M28 M. DN 12.
For series R+M 434 - R+M 564.
Max. 300 bar / 30 r.p.m. / 90 °C

R+M Nr.	↕	⟃
200 322 523	79.5 mm	1/2" F
200 322 525	79.5 mm	3/8" F



Repair kit swivels ST-322

R+M Nr.
200 322 490

Symbols ↕ height ⟃ inlet VPE packing unit

easywash365+ swivels

Housing nickel-plated brass. Axle stainless steel. Field of application: Ceiling booms in self-service car wash



1/4" F : 1/4" M. DN 7.
Max. 275 bar / 30 r.p.m. / 120 °C

R+M Nr.	↕
562 390 503	46 mm



3/8" F : 1/4" M. DN 7.
Max. 275 bar / 30 r.p.m. / 120 °C

R+M Nr.	↕
562 390 505	46 mm



3/8" F : 3/8" M. DN 7.
Max. 275 bar / 30 r.p.m. / 120 °C

R+M Nr.	↕
562 390 507	46 mm



Repair kit **easy**wash365+ swivels

R+M Nr.
750 140 2

easywash365+ swivels

Housing stainless steel / nickel-plated brass. Axle stainless steel. Maintenance-free. DN 6. Field of application: Swivels applicable to high pressure spray guns and hose connections, ceiling booms in self-service car wash



1/4" M : 1/4" F.
Max. 275 bar / 120 °C

R+M Nr.	↕	VPE
562 391 600	63 mm	1
562 391 601	63 mm	25



1/4" M : 3/8" F.
Max. 275 bar / 120 °C

R+M Nr.	↕	VPE
562 391 605	64 mm	1
562 391 606	64 mm	25



3/8" M : 1/4" F.
Max. 275 bar / 120 °C

R+M Nr.	↕	VPE
562 391 610	63 mm	1
562 391 611	63 mm	25



3/8" M : 3/8" F.
Max. 275 bar / 120 °C

R+M Nr.	↕	VPE
562 391 615	64 mm	1
562 391 616	64 mm	25



1/4" F : 1/4" F.
Max. 275 bar / 120 °C

R+M Nr.	↕	VPE
562 391 620	69 mm	1
562 391 621	69 mm	25



3/8" F : 3/8" F.
Max. 275 bar / 120 °C

R+M Nr.	↕	VPE
562 391 625	67 mm	1
562 391 626	67 mm	25



1/4" F : M18 M.
Max. 275 bar / 120 °C

R+M Nr.	↕	VPE
562 391 630	62 mm	1
562 391 631	62 mm	25



1/4" F : M14 M.
Max. 275 bar / 120 °C

R+M Nr.	↕	VPE
562 391 627	62 mm	1
562 391 628	62 mm	25

Mosmatic swivels WDG

Housing nickel-plated brass. Axle stainless steel. Field of application: Ceiling booms in self-service car wash



1/4" F : 1/4" M. DN 7.
Max. 150 bar / 30 r.p.m. / 90 °C

R+M Nr.	↕
750 140 11	46 mm



3/8" F : 1/4" M. DN 7.
Max. 150 bar / 30 r.p.m. / 90 °C

R+M Nr.	↕
750 140 1	46 mm



Repair kit
Mosmatic swivels WDG

R+M Nr.
750 140 2

Mosmatic swivels DGS / DGV /DGK

Housing stainless steel / nickel-plated brass. Axle stainless steel. DN 6. Rust-proof and maintenance-free. Field of application: Swivels applicable to high pressure spray guns and hose connections, ceiling booms in self-service car wash. Max. 275 bar / 30 r.p.m. / 120 °C



DGS. Double ball bearing system

R+M Nr.	⇦	⇨	↔
108 300 01	1/4" F	1/4" M	59 mm
108 300 02	1/4" F	1/4" F	62 mm
108 300 03	1/4" F	3/8" M	60 mm
108 300 04	1/4" F	3/8" F	63 mm
108 300 05	1/4" F	M14 M	57 mm
108 300 06	1/4" F	M16 M	57 mm
108 300 07	1/4" F	M18 M	57 mm
108 300 09	1/4" F	M22 M	61 mm
108 301 03	3/8" F	3/8" M	60 mm
108 301 04	3/8" F	3/8" F	63 mm
108 301 07	3/8" F	M18 M	57 mm
108 301 09	3/8" F	M22 M	61 mm



DGV. Single ball bearing system

R+M Nr.	⇦	⇨	↔
108 325 11	1/4" M	1/4" M	60 mm
108 325 12	1/4" M	1/4" F	63 mm
108 325 13	1/4" M	3/8" M	61 mm
108 325 18	1/4" M	M21 M	62 mm
108 325 21	3/8" M	1/4" M	60 mm
108 325 24	3/8" M	3/8" F	61 mm
108 325 32	3/8" M	1/4" F	63 mm
108 325 33	3/8" M	3/8" M	61 mm
108 325 34	3/8" M	3/8" F	63 mm
108 325 37	3/8" M	M18 M	58 mm
108 325 39	3/8" M	M22 M	62 mm
108 325 82	1/4" F	1/4" F	67 mm
108 325 87	1/4" F	M18 M	62 mm



DGK. Single ball bearing system

R+M Nr.	⇦	⇨	↔
108 320 31	1/4" M	DN 06	58 mm
108 320 33	1/4" F	DN 06	62 mm
108 321 32	3/8" M	DN 08	66 mm

Mosmatic swivels DGVI

Stainless steel. DN 6. Rust-proof and maintenance-free. Field of application: Swivels applicable to high pressure spray guns and hose connections. Max. 500 bar / 30 r.p.m. / 120 °C



R+M Nr.	⇦	⇨	↔
108 327 02	1/4" M*	1/4" F	54
108 327 24	3/8" M*	3/8" F	56
108 327 34	3/8" M	3/8" F	64
108 328 14	1/2" M	1/2" F	75



R+M Nr.	⇦	⇨	↔
108 327 81	1/4" F	1/4" M	64
108 327 83	1/4" F	3/8" M	65



R+M Nr.	⇦	⇨	↔
108 327 82	1/4" F	1/4" F	66
108 327 84	1/4" F	3/8" F	68



R+M Nr.	⇦	⇨	↔
108 327 87	1/4" F	M18 M	62
108 327 88	1/4" F	M21 M	66
108 327 89	1/4" F	M22 M	66

Mosmatic swivels DGE / DGEI

Stainless steel. Maintenance-free. Field of application: especially designed for high flow rates and low revolutions per minute as for example at automatic car wash plants. Max. 30 r.p.m. / 120 °C. DN 13 for 1/2". DN 25 for 1"



DGE 90°. Housing nickel-plated brass. Single ball bearing system. Rust-proof. Max. 275 bar

R+M Nr.	⇦	⇨	↔
108 348 23	1/2" F	1/2" M	91
108 348 25	1" F	1" M	113



DGE. Housing nickel-plated brass. Single ball bearing system. Rust-proof. Max. 275 bar

R+M Nr.	⇦	⇨	↔
108 348 03	1/2" F	1/2" M	80
108 348 05	1" F	1" M	90



DGEI. Housing stainless steel. Triple ball bearing system. Max. 350 bar

R+M Nr.	⇦	⇨	↔
108 347 03	1/2" F	1/2" M	80
108 347 05	1" F	1" M	95



DGEI 90°. Housing stainless steel. Triple ball bearing system. Max. 350 bar

R+M Nr.	⇦	⇨	↔
108 347 23	1/2" F	1/2" M	97
108 347 25	1" F	1" M	123

* conical

Symbols ↔ length mm ⇨ outlet ⇦ inlet TYP type

Mosmatic high RPM swivels DY-Series

Axle stainless steel. Housing nickel-plated brass. Triple ball bearing system. DN 6. Rust-proof and maintenance-free. Field of application: especially designed for high revolutions per minute and self-rotating applications. Max. 275 bar / 2,000 r.p.m. / 120 °C



DYF.

R+M Nr.			
108 580 03	1/4" F	3/8" M	80
108 581 03	3/8" F	3/8" M	80
108 580 00	1/4" F	M12 M	66



DYF.

R+M Nr.			
108 584 01	3/8" F	1/4" M	84



DYG.

R+M Nr.			
108 570 03	1/4" F	3/8" M	80
108 571 03	3/8" F	3/8" M	80



DYL.

R+M Nr.			
108 560 03	1/4" F	3/8" M	80
108 561 03	3/8" F	3/8" M	80
108 561 04	3/8" F	3/8" F	80
108 560 01	1/4" F	1/4" F	79



DYL 90°

R+M Nr.			
108 563 03	1/4" F	3/8" M	84
108 563 01	1/4" F	1/4" M	84

Mosmatic seal kits



R+M Nr.	TYP
108 369 05	DY hard metal
108 369 01	DX ceramic

Mosmatic swivels DGL



Axle stainless steel. Housing nickel-plated brass. Triple ball bearing system. DN 6. Rust-proof and maintenance-free. Field of application: designed for self-spinning applications. Very low torque required. Max. 275 bar / 1,000 r.p.m. / 30 °C. Max. 275 bar / 30 r.p.m. / 120 °C

R+M Nr.			
108 311 03	3/8" F	3/8" M	66

Mosmatic high RPM swivels DY-Series / WDRS

Axle and housing stainless steel. Triple ball bearing system. Maintenance-free. DN 6 for 3/8". DN 13 for 1/2". DN 38 for 1.1/2"



DYCI. Triple ball bearing system. Field of application: especially designed for high revolutions per minute and self-rotating applications.
Max. 350 bar / 2,000 r.p.m. / 120 °C

R+M Nr.			
108 550 03	1/4" F	3/8" M	95
108 551 03	3/8" F	3/8" M	95



DYCI. Triple ball bearing system. Field of application: especially designed for high revolutions per minute and self-rotating applications.
Max. 350 bar / 2,000 r.p.m. / 120 °C

R+M Nr.			
108 552 53	M22	3/8" M	95



DYDI. Triple ball bearing system. Field of application: especially designed for high revolutions per minute and self-rotating applications.
Max. 500 bar / 2,000 r.p.m. / 120 °C

R+M Nr.			
108 552 63	M22	3/8" M	95



WDRS. Double ball bearing system. Field of application: especially designed for high flow rates, e.g. automatic car wash.
Max. 200 bar / 60 - 150 r.p.m. / 80 °C

R+M Nr.			
108 412 11	1/2" F	1/2" M	110
108 415 11	1.1/2" F	1.1/2" M	150

Axle and housing stainless steel. Quadruple ball bearing system. DN 6. Maintenance-free. Field of application: especially designed for high revolutions per minute and self-rotating applications. Max. 2,000 r.p.m. / 120 °C



DYT. Max. 350 bar

R+M Nr.			
108 590 03	1/4" F	3/8" M	107
108 591 01	3/8" F	1/4" M	109
108 591 03	3/8" F	3/8" M	109



DYT 90°. Max. 350 bar

R+M Nr.			
108 593 03	1/4" F	3/8" M	109
108 594 03	3/8" F	3/8" M	110



DYU. Max. 500 bar

R+M Nr.			
108 591 13	3/8" F	3/8" M	109



DYU 90°. Max. 500 bar

R+M Nr.			
108 594 13	3/8" F	3/8" M	110

R+M swivels



3/4" F : 3/4" M. DN 19.
Housing and axle stainless steel.
Max. 200 bar / 90 °C

R+M Nr.	
750 400 1	80 mm



Repair kit swivel 750 400 1

R+M Nr.
750 400 2



3/8" M : 3/8" F.
Brass.
Max. 220 bar / 90 °C

R+M Nr.	
562 50	39 mm



1/4" F : 3/8" M. DN 6.
Housing and axle stainless steel.
Max. 600 bar / 90 °C

R+M Nr.	
750 280 0	59 mm



Seal kit swivel 750 280 0

R+M Nr.
750 200 2



3/8" M : 1/4" F.
Brass.
Max. 220 bar / 90 °C

R+M Nr.	
562 60	39 mm

Coin meter

EMS-57



» Mechanical coin tester with coin return (MMP)
» Sort of coins: 1
» Display for time left with 3 digits
» Preselection / minimum insert 1 - 4 coins adjustable
» Adjustable time selection 1sec - 640 minutes per coin
» Splash proof electronic
» Current on contact 16 A - AC1
» H x W x D 260 x 160 x 110 mm
» Weight 3.5 kg

Housing powder-coated steel

	230 V - 50 Hz
money	**R+M Nr.**
JETON (profiled)	925 712 303
50 Cent	925 712 305
1 €	925 712 301

EMS-81



» Mechanical coin tester with coin return (MMP)
» Sort of coins: 1
» Display for time left with 3 digits
» Preselection / minimum insert 1 - 4 coins adjustable
» Adjustable time selection 1 - 640 minutes per coin
» Electronic counter for operating times, checkouts, clients
» Splash proof electronic
» Current on contact 16 A - AC1
» H x W x D 260 x 160 x 110 mm
» Weight 3.5 kg

Housing powder-coated stainless steel

	24 V-50 Hz	230 V-50 Hz
money	**R+M Nr.**	**R+M Nr.**
JETON (profiled)	928 110 243 9	928 112 303 9
50 Cent	928 110 245 9	928 112 305 9
1 €	928 110 241 9	928 112 301 9

Attention
Connection only
by authorised staff.

EMS-82



» Electronic coin tester with coin return (EMP)
» Sorts of coins (Token 22 and 26 mm with hole. Coins 0.10 - 0.20 - 0.50 - 1.00 - 2.00 Euro)
» Display for time left with 3 digits
» Preselection / minimum insert freely programmable
» Freely programmable time selection
» Electronic counter for operating times, checkouts, clients
» Splash proof electronic
» Current on contact 16 A - AC1
» H x W x D 260 x 160 x 110 mm
» Weight 3.5 kg

Housing powder-coated stainless steel with spraying protection flap

	24 V - 50 Hz	230 V - 50 Hz
money	**R+M Nr.**	**R+M Nr.**
programmable	928 210 240 9	928 212 300 9

Symbols ↕ height ↔ length inlet outlet

Motor control easywash365+



Motor control for the operation of motors with 4 - 7.5 kW power at 400 VAC, 50 Hz, IP 65. RAL 7035.
H x W x D 380 x 380 x 210 mm.
Supply: 400VAC, 50Hz, 3Ph / N / PE with main switch (cam switch) 25A. Control voltage conditioning 24VDC, 2.5A with backup fuse 2A.
Motor outlet with power contactor 7.5kW and wide-range motor protection switch 8-32A.
LOGO small control unit.
1 operating hours counter (IP 65) and 2 command and signaling devices built into the door

R+M Nr.	[weight]
920 001 380	14 kg

Coin box easywash365+ including control box

Coin box easywash365+ including control box



R+M coin box, mechanical, feat. money return, incl. control box, IP 66, RAL 7035 feat. 2 m supply cable with CEE-plug, 16 A, 400 VAC, 50 Hz, 3 PH/N/PE.
Control voltage processing 24 VAC, 20 VA with 2 automatic circuit breakers.
Motor output with power contactor 7.5 kW, wired to CEE add-on box.
Feat. a time relay for pulse stretching 0.05 s - 10 h.
Excl. control cable

R+M Nr.	money	coin box	control box
925 513 803	chip (profiled)	260 x 160 x 110	300 x 300 x 155
925 513 805	50 Cent	260 x 160 x 110	300 x 300 x 155
925 513 801	1 €	260 x 160 x 110	300 x 300 x 155
925 513 802	2 €	260 x 160 x 110	300 x 300 x 155

Control box easywash365+



Control box, IP 66, RAL 7035. H x W x D 300 x 300 s 155 mm. Feat. 2 m supply cable with CEE-plug 16 A, 400 VAC, 50 Hz, 3 Ph/N/PE.
Control voltage processing 24 VAC, 20 VA with 2 automatic circuit breakers.
Motor output with power contactor 7.5 kW, wired to CEE add-on box.
Feat. a time relay for pulse stretching 0.05 s - 10 h.
Excl. control cable

R+M Nr.	[weight]
925 510 000	9.6 kg

Control cable



5 wires, UV-resistant. Sold by metre.

R+M Nr.	[TYP]
925 510 001	5 G 1.5 mm^2

CEE Plug



400V / 16A / 3PNE. IP 44. With screw terminals up to a maximum of 2.5 mm^2

R+M Nr.
901 338 001

Symbols [M] material [↔] length [℃] temperature [⌀] diameter [TYP] type [weight] weight

Coin tester

Coin tester with microswitch





R+M Nr.	money	front plate	hole size
940 10	JETON (profiled)	129 x 52 mm	119 x 42 mm
940 18	50 Cent	129 x 52 mm	119 x 42 mm
940 19	1 €	129 x 52 mm	119 x 42 mm
940 20	2 €	129 x 52 mm	119 x 42 mm

Coin tester with light barrier





R+M Nr.	money	front plate	hole size
940 108	JETON (profiled)	129 x 52 mm	119.0 x 42 mm
940 214	JETON (profiled)	150 x 50 mm	140.5 x 41 mm
940 188	50 Cent	129 x 52 mm	119.0 x 42 mm
940 210	50 Cent	150 x 50 mm	140.5 x 41 mm
940 198	1 €	129 x 52 mm	119.0 x 42 mm
940 211	1 €	150 x 50 mm	140.5 x 41 mm
940 208	2 €	129 x 52 mm	119.0 x 42 mm
940 212	2 €	150 x 50 mm	140.5 x 41 mm

Spraying protection flap





Polycarbon crystal clear. With two magnets and stainless steel fixing.
Weight 0.1 kg

R+M Nr.	H x W x D
108 900 77	200 x 60 x 30 mm



R+M Nr.	H x W x D
921 00	200 x 60 x 30 mm

Token



Packing unit 100 pieces

R+M Nr.	⌀	TYP
929 10	25 mm	profiled
929 15	22 mm	with hole
929 16	26 mm	with hole

Wash brushes with water flow

Hand wash brush



Brush with integrated water flow. Connection suitable for Gardena system. Ideal for smaller cleaning applications. Bristles 50 mm

R+M Nr.	↔	M	℃
527 001 103	350 mm	polyester	50 °C

Rim brush for trucks / busses



Brush for the cleaning of rims of trucks and busses. Connection for aluminum handles. Bristles 50 mm

R+M Nr.	↔	M	℃
527 001 102	230 mm	polyester	50 °C

Wash brush



Solid brush suitable for larger surfaces. Suitable for cleaning of upper areas. With rubber edge. Connection for aluminum handle. Bristles 50 mm

R+M Nr.	↔	M	℃
527 001 100	400 mm	polyester	50 °C

Wash brush swivelling



Brush with swivel. The inclined/slanted bristles ensure that all corners can be reached. With connection for aluminum handles.
Bristles 50 mm

R+M Nr.	↔	M	℃
527 001 101	200 mm	polyester	50 °C

High-low wash brush



The form of the brush allows the bristles to be in constant contact with the surface. The brush is equipped with a rubber edge. With connection for aluminum handles. Bristles 50 mm

R+M Nr.	↔	M	℃
527 001 104	250 mm	polyester	50 °C

Wash brush



Solid brush suitable for larger surfaces. Suitable for cleaning of upper areas. The brush is equipped with a rubber edge. Connection for aluminum handles. Bristles 50 mm

R+M Nr.	↔	M	℃
527 001 109	260 mm	polyester	50 °C

Wash brushes without water flow

Long hand brush



Solid brush with long handle. Suitable for gas stations.
Bristles 47 mm

R+M Nr.	↔	M	℃
527 001 106	410 mm	polyester	50 °C

Short hand brush



Solid brush with short handle. Suitable for cleaning rims and radiator grills.
Bristles 45 mm

R+M Nr.	↔	M	℃
527 001 107	245 mm	polyester	50 °C

Ergonomic hand brush



Brush with rubber edge, ergonomic handle and inclined/slanted bristles. Suitable for dry and wet use. Bristles 40 mm

R+M Nr.	↔	M	℃
527 001 108	290 mm	polyester	50 °C

Rim brushes



Brush for cleaning of car rims. ⌀ 65 mm.
Bristles 40 mm

R+M Nr.	↔	M	℃
527 001 105	330 mm	polyester	50 °C



Soft brush for cleaning car rims. ⌀ 65 mm.
Bristles 40 mm.

R+M Nr.	↔	M	℃
527 001 113	330 mm	polyester	50 °C

Multi brush



Brush with soft bristles. Suitable for cleaning aluminum rims. Bristles 45 mm

R+M Nr.	↔	M	℃
527 001 112	320 mm	polyester	50 °C

Interior brush



Industrial brush 330 x 35 mm.
Brush for cleaning vehicle interior.
Bristles 30 mm

R+M Nr.	↔	M	℃
527 001 415	330 mm	polyester	50 °C

Wash brushes without water flow

Nail brushes



Very solid brush with a hole for hanging.
40 x 47 x 120 mm

R+M Nr.	↔	M	℃
527 001 409	120 mm	polyester	50 °C

Brush set



2 long-handled brushes with 30 mm and 50 mm wide bristles.

R+M Nr.	↔	M	℃
527 001 115	390 mm	polyester	50 °C

Workshop broom



Wooden cover with screwed socket for handles. Suitable for sweeping wet and oily waste.

R+M Nr.	↔	M	℃
527 001 418	665 mm	PVC	60 °C

Window brushes and accessories

Hand squeegees



Effectively removes water and avoids lime spots. Protects lacquer and windows. With connection for aluminum handles

R+M Nr.	↔	M	℃
527 001 110	250 mm	rubber	50 °C
527 001 201	350 mm	rubber	50 °C



Effectively removes water and avoids lime spots. Protects lacquer and windows. With connection for aluminum handles

R+M Nr.	↔	M	℃
527 001 202	450 mm	rubber	50 °C

Floor squeegees



Effective floor squeegee for water and oil. Oil-resistant rubber. With connection for aluminum handles.

R+M Nr.	↔	M	℃
527 001 302	600 mm	PP/rubber	50 °C

Pad holder with swivel



The pads are fastened safely with sinkable arene hooks. With connection for aluminum handles

R+M Nr.	↔	M	℃
527 001 209	230 mm	polypropylen	50 °C

Pad white



Scrubbing nylon, suitable for removing insects. Only suitable for windows and glass

R+M Nr.	VPE	M	℃	↔
527 001 206	1	nylon	50 °C	250
527 001 206 10	10	nylon	50 °C	250

Pad brown



Suitable for removing extreme dirt on rough surfaces. Not designed for the use on coated surfaces

R+M Nr.	VPE	M	℃	↔
527 001 207	1	nylon	50 °C	250
527 001 207 10	10	nylon	50 °C	250

Symbols VPE packing unit M material ↔ length ℃ temperature

Window brushes and accessories

Windscreen scraper



The cleaning is facilitated by means of the integrated insect net. Popular at gas stations

R+M Nr.	↔	↕	℃
527 001 203	200 mm	500 mm	50 °C

Windscreen scraper with telescopic handle



The cleaning is facilitated by means of the integrated insect net. Ideal for trucks and busses

R+M Nr.	↔	↕	℃
527 001 204	200 mm	700 - 1,250 mm	50 °C

Replacement scraper



Spare head for 527 001 203 and 527 001 204

R+M Nr.	↔	℃
527 001 205	200 mm	50 °C

Wall mounts



Wall holder helps keeping order and increases the life of the brushes

R+M Nr.	↔	Ⓜ	℃
527 001 404	245 mm	aluminium	50 °C

Snowbrooms



Snowbroom with integrated ice scraper. Shatterproof at artic temperatures. Bristles 45 mm

R+M Nr.	↔	Ⓜ
527 001 208	500 mm	PVC

Shovels



To shovel snow or suitable as safety equipment for dangerous materials.

R+M Nr.	↔	Ⓜ
527 001 303	500 mm	PVC

Quick couplings suitable for Nito system



Hose tail for 1/2" hose

R+M Nr.	Ⓜ
527 003 001	nickel-plated brass



Plug 1/2" M

R+M Nr.	Ⓜ
527 003 003	nickel-plated brass



Coupling NITO 1/2" : coupling "universal"

R+M Nr.	Ⓜ
527 003 010	nickel-plated brass

Symbols Ⓜ material ↔ length ⌀ diameter ℃ temperature ↕ height

Handles with water flow



Aluminium handle. Ergonomic handle with insulated grip. Connector suitable for Nito system

R+M Nr.	⌀	↔	M	℃
527 001 405	34 mm	1,010 mm	aluminium	max. 50 °C

Adaptor for wash brushes with coarse thread new





Adaptor for lances without coarse thread.
Coarse thread F: thread M

R+M Nr.	↔
527 001 118	85 mm



Aluminium handle. Ergonomic handle with insulated grip and ball valve. Connector suitable for Nito system

R+M Nr.	⌀	↔	M	℃
527 001 406	34 mm	1,575 mm	aluminium	max. 50 °C



Aluminium handle. Ergonomic handle with insulated grip. Hose tail suitable for 1/2" and 3/4" hose

R+M Nr.	⌀	↔	M	℃
527 001 400	34 mm	1,575 mm	aluminium	max. 50 °C



Aluminium handle. Telescopic handle with insulated grip. Hose tail suitable for 1/2" and 3/4" hose

R+M Nr.	⌀	↔	M	℃
527 001 402	50 mm	1,600-2,780 mm	aluminium	max. 50 °C

Handles without water flow



Aluminium handle. Ergonomic handle with insulated grip

R+M Nr.	⌀	↔	M	℃
527 001 403	34 mm	1,505 mm	aluminium	max. 50 °C



Aluminium handle. Telescopic handle with insulated grip

R+M Nr.	⌀	↔	M	℃
527 001 401	50 mm	1,575-2,780 mm	aluminium	max. 50 °C

Centrifugal pump



AR800X self-priming centrifugal pump for car washes.
230 V / 800 watts.
Max. Suction height 8 m.
Max. Delivery head 38 m.
Max. Temperature: 35° C
Cable length: 1m. incl. plug.
Stainless steel pump head.
Motor with thermal protection

R+M Nr.			
170 519 88	1" IG	1" F	58.33 l/min.

Symbols length inlet outlet weight diameter shipment by truck



Barrel cleaner 487
easyfarm365+ 478-479
foamblaster ST-76 479
kommunal365+ 481-483
Longcast lances 480, 487
Micro Droplets Nozzle Holder 485
Mosmatic duct cleaner 488
Mosmatic manhole cleaner 488
ST-3500 high-flow spray guns 484
Suttner barrel cleaner 487
Suttner high pressure quick couplings ST-3100 481
Suttner high pressure spray guns 485
Suttner rotating nozzles ST-458.1 with ceramic insert 484
Suttner tank cleaner 486
Suttner ultra high pressure lances 484
weeddevil ® – Our new device for weed control 489
weeddevil ® – weed killer 490

easyfarm365+



Professional gun with coupling KW.
Max. 250 bar / 60 l/min / 150 °C

R+M Nr.		
202 620 655	coupling KW	1/2" F swivel



Professional gun with coupling ST-3100.
Max. 250 bar / 60 l/min / 150 °C

R+M Nr.		
202 620 650	coupling ST-3100	1/2" F swivel

ST-340 swivels



1/4" F : 1/2" F

R+M Nr.
200 340 520



Repair kit ST-340

R+M Nr.
200 340 150

LTF - Low Trigger Force 90 % reduced holding force and 40 % reduced trigger force against usual market guns.

Grips



Grip for lances with moulded handle

R+M Nr.
200 009 700



Grip for ST-85 Push & Pull lances

R+M Nr.
200 009 680

Protector ST-10



1/4" F. Plastic. Stainless steel

R+M Nr.
200 010 760

Suitable high pressure hoses are on page 154 and 163.

ST-85 Push & Pull lances



Plug KW. Lance stainless steel, vented handle ST-9 380 mm and nozzle protector ST-10 without nozzle. Variable adjustment of spraying angle from 20 to 140°. Especially designed for cleaning of places which are difficult to access. Max. 210 bar / 150 °C

R+M Nr.			
200 085 253	1/4" F NPT	600 mm	plug KW
200 085 613	1/4" F NPT	850 mm	plug KW
200 085 603	1/4" F NPT	1,000 mm	plug KW
200 085 653	1/4" F NPT	1,500 mm	plug KW

Lances



Plug KW. Lance stainless steel, moulded handle 300 mm, valve ST-53 on top, nozzle protector ST-10 with low pressure nozzle and 1/4" M thread for rotating nozzles. Lance without rotating nozzle. Max. 250 bar / 150 °C

R+M Nr.	ISO			
200 053 538	300 mm	1/4" M	980 mm	plug KW

easyfarm365+

Lances



Plug KW. Lance stainless steel, moulded handle 400 mm and nozzle protector ST-10 with nozzle. Max. 400 bar / 150 °C

R+M Nr.	ISO	⟲	↔	⟜
200 000 522	400 mm	1/4" F NPT	1,000 mm	plug KW



Plug KW. Lance stainless steel, moulded handle 300 mm, valve ST-54 aside and nozzle protector ST-10 with low pressure nozzle & thread 1/4" F. Max. 310 bar / 150 °C

R+M Nr.	ISO	⟲	↔	⟜
200 054 507	300 mm	1/4" F NPT	980 mm	plug KW



Plug KW. Lance stainless steel, moulded handle 400 mm and 1/4" M thread for rotating nozzles. Lance without rotating nozzle. Max. 400 bar / 150 °C

R+M Nr.	ISO	⟲	↔	⟜
200 000 523	400 mm	1/4" M	1,000 mm	plug KW

foamblaster ST-76

The foamblaster ST-76 is designed for applications in agriculture, industry, municipal cleaning and fire fighting technology.

There are injector nozzles with diameters of up to 2.8 mm for high flow rates available for all **easy**foam365+ stainless steel injectors ST-160, ST-164, ST-166 and ST-167.

Material: stainless steel / plastic.

Min. 70 bar for use in combination with an **easy**foam365+ injector unit. Min. 30 bar for use with water / foamagent premix.

Max. 250 bar / 20 - 60 l/min / 100 °C



R+M Nr.	D	⟜
200 076 615	2.3 mm	1/2" F
200 076 618	2.6 mm	1/2" F
200 076 621	2.8 mm	1/2" F
200 076 600	2.9 mm	1/2" F
200 076 624	3.0 mm	1/2" F
200 076 630	3.3 mm	1/2" F
200 076 633	3.5 mm	1/2" F

Symbols ⟲ outlet ⟜ inlet ↔ length ISO insulation D nozzle

Longcast lances



3/8" F. Stainless steel. Longcast lance 350 mm with insulation ST-29 Cool & Compact 330 mm, gun ST-2300, grip aside and nozzle protector made out of plastic without nozzle.
Max. 280 bar / 45 l/min / 100 °C

R+M Nr.		
200 078 510	nozzle protector without nozzle	3/8" F



1/2" F. Stainless steel. Longcast lance 350 mm with insulation ST-29 Cool & Compact 330 mm, gun ST-2320, grip aside and nozzle protector made out of plastic without nozzle.
Max. 150 bar / 80 l/min / 100 °C

R+M Nr.		
200 078 520	nozzle protector without nozzle	1/2" F



1/2" F. Stainless steel. Longcast lance 350 mm with insulation ST-29 Cool & Compact 330 mm, gun **easy**farm365+, grip aside and nozzle protector made out of plastic without nozzle.
Max. 250 bar / 60 l/min / 100 °C

R+M Nr.		
200 078 530	nozzle protector without nozzle	1/2" F swivel



1/4" M. Stainless steel. Longcast lance 350 mm with insulation ST-29 Cool & Compact 330 mm, grip aside and nozzle protector made out of plastic without nozzle.
Max. 280 bar / 130 l/min / 100 °C

R+M Nr.		
200 078 500	nozzle protector without nozzle	1/4" M

The longcast lance can be connected to a low pressure pump, to a high pressure pump, to the public water system or to the extinguishing water network.

The lance works in the medium pressure range. By means of its very good solidity, good handling and compactness the lance is especially suitable for the intensive use.

The lateral hand grip makes a stepless adjustment of the water jet during the operation possible. A long casting point jet or a progressive, conical spray jet can be set.

In order to realize ideal cleaning results the nozzle size needs to be adapted to the pump performance (pressure and flow rate).

Nozzles for longcast lances



M15x1 M. Stainless steel

R+M Nr.	D
200 078 412	1.2 mm
200 078 415	1.5 mm
200 078 418	1.8 mm
200 078 420	2.0 mm
200 078 423	2.3 mm
200 078 425	2.5 mm
200 078 430	3.0 mm
200 078 435	3.5 mm

functioning of longcast lance



progressive, conical spray jet



long casting full jet



kommunal365+



Professional gun.
Max. 150 bar / 80 l/min / 150 °C

R+M Nr.	⟲	⟳
202 320 500	1/4" F	1/2" F



Professional gun.
Max. 150 bar / 80 l/min / 150 °C

R+M Nr.	⟲	⟳
202 320 510	1/2" F	1/2" F



Professional gun.
Max. 150 bar / 80 l/min / 150 °C

R+M Nr.	⟲	⟳
202 320 520	1/2" F	1/2" F swivel

ST-340 swivels



1/4" F : 1/2" F

R+M Nr.
200 340 520



Repair kit ST-340

R+M Nr.
200 340 100

Seal kits



R+M Nr.
202 320 495

Shoulder supports





New European Union guidelines imperatively prescribe the use of shoulder supports for cleaning applications exceeding an operating reaction force of 150 N.

R+M Nr.
202 705 590

Grips



Grip for lances with moulded handle

R+M Nr.
200 009 700



Grip for ST-85 Push & Pull lances

R+M Nr.
200 009 680

Protector ST-10



ST-10. 1/4" F.
Plastic.
Stainless steel

R+M Nr.
200 010 755

Suitable high pressure hoses are in chapter 07.

Suttner high pressure quick couplings ST-3100

Couplings and plug ST-3100



Coupling : F.
Stainless steel.
Max. 250 bar / 150 °C



Coupling : M.
Stainless steel. 60° cone.
Max. 250 bar / 150 °C



Plug : F. Stainless steel.
Max. 250 bar / 150 °C



Plug : M.
Stainless steel. 60° cone.
Max. 250 bar / 150 °C

○	DN	R+M Nr.	↕
1/4"	10	203 100 466	44 mm
3/8"	12	203 100 461	44 mm
1/2"	12	203 100 460	44 mm

R+M Nr.	↕
203 100 653	47 mm
203 100 474	50 mm
203 100 655	45 mm

R+M Nr.	↕
040 005 665	35 mm
040 005 667	41 mm
040 005 661	47 mm

R+M Nr.	↕
040 005 668	47 mm
040 005 662	47 mm

Symbols ⟲ outlet ⟳ inlet ↕ height D nozzle ○ thread DN nominal diameter

kommunal365+

ST-85 Push & Pull lances



Plug ST-3100. Lance stainless steel, vented handle ST-9 380 mm and nozzle protector ST-10 with nozzle. Variable adjustment of spraying angle from 20 to 140°. Especially designed for cleaning of places which are difficult to access. Max. 210 bar / 150 °C

R+M Nr.	⟲	↔	⟳
200 085 251	1/4" F NPT	600 mm	plug ST-3100
200 085 611	1/4" F NPT	850 mm	plug ST-3100
200 085 601	1/4" F NPT	1,000 mm	plug ST-3100
200 085 651	1/4" F NPT	1,500 mm	plug ST-3100

Lances



Plug ST-3100. Lance stainless steel, moulded handle 400 mm and nozzle protector ST-10 with nozzle. Max. 400 bar / 150 °C

R+M Nr.	ISO	⟲	↔	⟳
200 000 520	400 mm	1/4" F NPT	1,000 mm	plug ST-3100



Plug ST-3100. Lance stainless steel, moulded handle 300 mm, valve ST-54 aside and nozzle protector ST-10 with low pressure nozzle & thread 1/4" F. Max. 310 bar / 150 °C

R+M Nr.	ISO	⟲	↔	⟳
200 054 506	300 mm	1/4" F NPT	980 mm	plug ST-3100

Symbols ⟲ outlet ⟳ inlet ↔ length ISO insulation

kommunal365+

Lances



Plug ST-3100. Lance stainless steel, moulded handle 400 mm and 1/4" M thread for rotating nozzles. Lance without rotating nozzle. Max. 400 bar / 150 °C

R+M Nr.	ISO			
200 000 521	400 mm	1/4" M	1,000 mm	plug ST-3100



Plug ST-3100. Lance stainless steel, moulded handle 300 mm, valve ST-53 on top, nozzle protector ST-10 with low pressure nozzle and 1/4" M thread for rotating nozzles. Lance without rotating nozzle. Max. 250 bar / 150 °C

R+M Nr.	ISO			
200 053 537	300 mm	1/4" M	980 mm	plug ST-3100

Suttner rotating nozzles ST-458.1 with ceramic insert

ST-458.1



1/4" F. Spray angle 20°.
120 - 250 bar. Max. 100 °C

R+M Nr.	D
200 458 811	11
200 458 812	12
200 458 815	15
200 458 820	20
200 458 825	25
200 458 830	30



Kit ST-458.1

R+M Nr.
200 458 311
200 458 312
200 458 315
200 458 320
200 458 325
200 458 330

ST-3500 high-flow spray guns



Professional high-flow gun. Stainless steel. Industrial high pressure cleaning and jetting gun for municipal cleaning and other industrial cleaning tasks. Valve piston hardened stainless steel. Max. 350 bar / 200 l/min / 150 °C

R+M Nr.		
203 500 500	1/2" F	1/2" F



Professional high-flow gun. Stainless steel. Industrial high pressure cleaning and jetting gun for municipal cleaning and other industrial cleaning tasks. Valve piston hardened stainless steel. Swivel stainless steel. Max. 350 bar / 200 l/min / 150 °C

R+M Nr.		
203 500 550	1/2" F	1/2" F swivel

Suttner ultra high pressure lances

Ultra high pressure lances ST-3600 - 600 bar



1/2" M. Lance with grip. Max. 600 bar / 150 °C

R+M Nr.				
203 600 416	1/2" M	1,500 mm	1/2" M	stainless steel
203 600 415	1/2" M	2,000 mm	1/2" M	stainless steel

R+M Nr.



1/2" M. Lance with grip and sleeve 1/4" F NPT stainless steel without high pressure nozzle. Max. 600 bar / 150 °C

R+M Nr.				
203 600 400	1/4" F NPT	500 mm	1/2" M	stainless steel
203 600 401	1/4" F NPT	800 mm	1/2" M	stainless steel
203 600 402	1/4" F NPT	1,000 mm	1/2" M	stainless steel

R+M Nr.



1/2" M. Lance with grip for rotating nozzles with 1/4" F (without rotating nozzle). Max. 600 bar / 150 °C

R+M Nr.				
203 600 411	1/4" M	500 mm	1/2" M	stainless steel
203 600 410	1/4" M	800 mm	1/2" M	stainless steel
203 600 412	1/4" M	1,000 mm	1/2" M	stainless steel

R+M Nr.

Symbols outlet inlet length material nozzle

Suttner high pressure spray guns

ST-2635 Industrial



Professional gun. Patented valve kit. Especially wear-resistant ball made out of carbide.
Max. 400 bar / 35 l/min / 150 °C

R+M Nr.			Swivel	Trigger
202 635 550	1/4" F	3/8" F swivel	ST-311	black
202 635 555	1/4“ F	3/8" F swivel	ST-303	grey



Professional gun with coupling KW. Patented valve kit. Especially wear-resistant ball made out of carbide. Max. 400 bar / 35 l/min / 150 °C

R+M Nr.			Swivel	Trigger
202 635 570	Coupling KW	3/8" F swivel	ST-311	black
202 635 575	Coupling KW	3/8" F swivel	ST-303	grey

LTF+ - Low Trigger Force + 90 % reduced holding force and 55 % reduced trigger force against usual market guns.



Professional gun with insulated outlet suitable for lances with swivel screw coupling. Patented valve kit. Especially wear-resistant ball made out of carbide. Swivel made out of stainless steel.
Max. 400 bar / 35 l/min / 150 °C

R+M Nr.		
202 635 720	M22 M	M22 M swivel

ST-311 swivel



1/4" F : 3/8" F

R+M Nr.
200 311 050



1/4" F : M22 M

R+M Nr.
200 311 060



Repair kit ST-311

R+M Nr.
200 300 100

Suitable lances are on pages 244 - 260.

Micro Droplets Nozzle Holder

Fields of application:
Disinfection, humidification, cooling, dust suppression, decontamination, odor control in agricultural, food and construction industry, defence and firefighting technology, car washing and detailing



ST-78. Stainless steel

R+M Nr.	
200 078 830	1/4" F

functioning of Micro Droplets Nozzle Holder

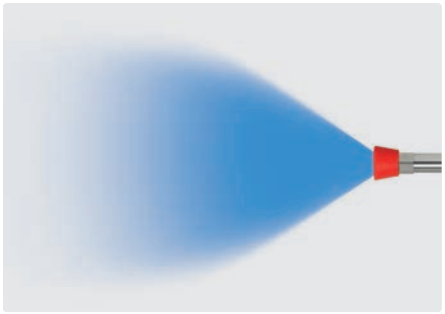

progressive, conical spray jet

Nozzles for Micro Droplets Nozzle Holder



M15x1 M. Stainless steel

R+M Nr.	D
200 078 412	1.2 mm
200 078 415	1.5 mm
200 078 420	2.0 mm
200 078 423	2.3 mm
200 078 425	2.5 mm
200 078 430	3.0 mm
200 078 435	3.5 mm

Suttner tank cleaner

ST-82 h16/40 self rotating tank cleaner



» Inlet: 1/2" F
» Pressure: 40 - 160 bar
» Flow: 20 - 50 l / min
» Temperature: 0 - 90 °C
» Turns: 29 - 36 r.p.m
» Coverage 244°
» Weight: 3,6 kg
» 3 nozzles needed 1/8" M NPT
» Other versions on request 20-50 l/min

R+M Nr.	D	←	P
200 082 600		basic version without nozzle	
200 082 608	3 x 045	23 l/min	60 bar
200 082 601	3 x 060	40 l/min	100 bar
200 082 607	3 x 060	41 l/min	100 bar
200 082 602	3 x 030	21 l/min	110 bar
200 082 606	3 x 035	25 l/min	110 bar
200 082 605	3 x 035	27 l/min	125 bar
200 082 603	3 x 040	30 l/min	140 bar
200 082 604	3 x 050	40 l/min	140 bar

You can find application videos and other versions in our online shop.

**Please specify pressure & flow rate with your order.
The tank cleaner are individually assembled to your needs.**

* with protection cage

ST-82 h16/120 self rotating tank cleaner



» Inlet: 3/4" F
» Pressure: 30 - 160 bar
» Flow: 20 - 120 l/min
» Temperature: 0 - 90 °C
» Turns: 10 - 16 r.p.m
» Coverage 360°
» Weight: 5,9 kg
» 2 nozzles and 2 caps needed, max. 4 nozzles 1/4 " M NPT

R+M Nr.	D	←	P
200 082 730	2 x 180	69 l/min	60 bar
200 082 717	2 x 110	42 l/min	70 bar
200 082 713	2 x 120	50 l/min	80 bar
200 082 722	4 x 130	105 l/min	85 bar
200 082 701	2 x 075	34 l/min	100 bar
200 082 709	4 x 050	45 l/min	100 bar
200 082 708	2 x 110 *	48 l/min	100 bar
200 082 723	4 x 055	50 l/min	100 bar
200 082 705	4 x 055 *	50 l/min	100 bar
200 082 721	2 x 045	20 l/min	100 bar
200 082 702	2 x 060	27 l/min	100 bar
200 082 729	2 x 090	42 l/min	100 bar
200 082 727	4 x 090	85 l/min	110 bar
200 082 724	2 x 050	24 l/min	115 bar
200 082 703	2 x 045	22 l/min	120 bar
200 082 726	2 x 045 *	22 l/min	120 bar
200 082 710	4 x 045	42 l/min	120 bar
200 082 731	2 x 110	110 l/min	120 bar
200 082 716	4 x 070	67 l/min	120 bar
200 082 728	4 x 110 *	110 l/min	120 bar
200 082 732	2 x 110	60 l/min	120 bar
200 082 719	2 x 040	20 l/min	125 bar
200 082 720	2 x 040 *	20 l/min	125 bar
200 082 712	2 x 050	25 l/min	130 bar
200 082 733	4 x 085	90 l/min	135 bar
200 082 704	2 x 040	21 l/min	140 bar
200 082 725	2 x 050 *	27 l/min	140 bar
200 082 706	2 x 060	32 l/min	140 bar
200 082 711	4 x 040 *	40 l/min	140 bar
200 082 714	–	50-60 l/min	140 bar
200 082 715	2 x 055	28 l/min	140 bar
200 082 718	2 x 065 *	35 l/min	140 bar
200 082 734	4 x 075	80 l/min	140 bar
200 082 707	4 x 040	45 l/min	160 bar

Suttner barrel cleaner

ST-82 e25 / 21 power-operated barrel cleaner CE



» Inlet: M22 M
» Pressure: max. 220 bar
» Flow: max. 21 l/min
» Temperature: 0 - 90 °C
» Electric motor: 12 V =
» Power supply: 230 V / 50 Hz
» 10 m cable with plug
» Coverage 360°
» Weight: 3.2 kg
» Nozzles are included in the scope of delivery

R+M Nr.
200 082 500

Barrel cleaner

M 28 E power-operated barrel cleaner with exhaust + CE



» Inlet: M22 M
» Pressure: max. 140 bar
» Flow: 10 - 25 l/min
» Temperature: 0 - 90 °C
» Electric motor: 12 V =
» Power supply: 230 V / 50 Hz
» 10 m cable with plug
» Coverage 360°
» Weight: 6.2 kg
» Nozzles are included in the scope of delivery

R+M Nr.
276 284 380

Longcast nozzle

» Stainless steel
» Applications: cleaning of shafts
» Extremely high impact force
» Long reach
» Nozzle protection
» Max. 500 bar / 150 °C

R+M Nr.	⌀	⇦
040 001 963	5 mm	3/4" M





Industrial high-flow gun ST-3500, lance 500 mm with side handle.
Long Cast Nozzle.
Max. 350 bar / 200 l/min / 150 °C

Application:
» Man hole cleaning
» Paper Industry. Removal of snow balls during fibre jetting
» Cleaning Tasks in Off-Shore or Marine Applications

R+M Nr.	↔	⇦
203 500 560	750 mm	1/2" F swivel

Symbols ⇦ inlet ⇨ outlet D nozzle ← flow P pressure ⌀ diameter ↔ length

Mosmatic manhole cleaner

Manhole cleaner TXS-2f



Inlet 1/2" F. Max. 170 bar / 120 °C

R+M Nr.	⌀	
108 810 33	300 mm	3.7 kg
108 810 43	400 mm	4.4 kg
108 810 53	500 mm	5.3 kg

Mosmatic manhole cleaner TXS-2f with protective plate

Cleans ducts and manholes and realizes cleaning results like never before. The cleaner is self-rotating and very easy in its handling. By means of a protective plate the manhole cleaner and the user profit from extra protection.

Completely made of stainless steel.

Nozzles are excluded. 2 nozzles 1/8" M are required.

Further versions are available on request.

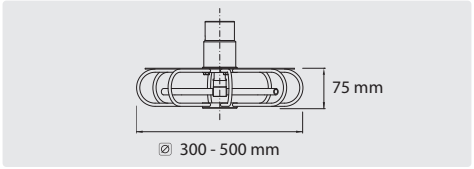



Mosmatic duct cleaner

Cleans ducts, tanks and every kind of container and realizes results like never before. Even the strongest dirt will be removed.

Depending on the kind of application you can either choose the fixed version having fixed horizontal rotor arms or the adjustable version. The angle of the rotor arms at the adjustable model can be changed thus varying the cleaning power.

The duct cleaner is equipped with a standard stainless steel cage protecting and prolonging the life of the rotor arm inside.

The field of application is almost unlimited. Mobile lavatories, drains, chimneys, rubbish chutes, ducts, tanks, container etc.

Further versions are available on request.

TYR 2s



TYR-2s adjustable. Duct cleaner with adjustable rotor arms for a variable spraying angle. Completely rust-free. Inlet 3/8" F. Nozzles are excluded.
2 nozzles 1/8" M are required.
Max. 275 bar / 120 °C

R+M Nr.	⌀	
108 815 02	75 mm	0.5 kg
108 815 22	150 mm	0.8 kg
108 815 52	300 mm	1.1 kg

TYR 2f



TYR-2f fixed. Duct cleaner with straight rotor arms for a horizontal spraying angle. Ideal for the cleaning of vertical chutes. Completely rust-free. Inlet 3/8" F. Nozzles are excluded.
2 nozzles 1/8" M are required.
Max. 275 bar / 120 °C

R+M Nr.	⌀	
108 814 02	75 mm	0.5 kg
108 814 22	150 mm	1.0 kg
108 814 52	300 mm	1.3 kg









Adapter



3/8" M : M18 F. Stainless steel

R+M Nr.
040 001 125

weeddevil ® – Our new device for weed control

- Ideal for professional service provider in the garden-, municipal and building cleaning industry
- Completely made out of stainless steel
- **For hot water use of up to 120 °C, 0 - 350 bar**
- Suitable for low and high pressure applications
- A working width of 400 mm
- 1/4" nozzles have the ideal spraying angle of 65°
- swivelling application on sloping and vertical areas is possible

Completely chemical-free!

weeddevil®



ST-2605
LTF

Our spray gun ST-2605 with the patented LTF technology is recommended for effortless working.





4 nozzles 1/4" M NPT are required

At the underside: concentrated and well-directed hot water without any temperature loss by an optimally designed housing having a perfect cleaning distance.



Useable at the left or right: the handle at the side optimises the handling and protects within hot water applications.

4 nozzles 1/4" M are required. 2 robustly industrial castors (260 mm). Max. 120 °C

R+M Nr.	M	castors ⌀	working- ↔	⊖	⊖	P	°C	⚖	↕ / ↔
200 097 700	stainl. steel	260 mm	400 mm	1/4" F	4 x 1/4" F	max. 350 bar	120 °C	7.4 kg	1,250 / 530 mm

Accessories thermometer



Easy mounting with counter plate and screws (incl.), or with back spring. 0 - 120 °C

R+M Nr.	tube- ⌀
200 097 420	16 mm (**weed**devil)
200 097 425	13 mm (1/4")

Accessories flow restrictor



Flow restrictor for water reduction. Incl. adapter and nozzles (1,0, 1,1, 1,2, 1,3, 1,4)

R+M Nr.	⊖	⊖
200 097 750	1/4" M	1/4" M / M22 F

Symbols M material ⌀ diameter ⊖ inlet ⊖ outlet ↔ width ↕ height °C temperature ⚖ weight P pressure

weeddevil ® – weed killer

» Completely made out of stainless steel
» **For hot water use of up to 120 °C**
» For use in low pressure application
» Working width 150 mm
» Extremely robust and lightweight with 0.52 kg
» Ideal for individual treatment

weeddevil®

Completely chemical-free!



R+M Nr.	⇆	↕	⌀	M
500 097 100	1/4" F	150	120	stainless steel / brass
500 097 101	M18x1,5 F	150	120	stainless steel / brass
500 097 102	TR20x6 F	150	120	stainless steel / brass



weeddevil lance with cone with ST-29.2 Cool & Compact with side handle. Pleasantly ergonomic handle with 400 mm insulation. For pumps up to max. 25 l / min.: If necessary, the flow restrictor 200 097 750 has to be used

R+M Nr.	⇆	↔	⌀	M
500 097 103	1/4" M	1.150	120	stainless steel / brass

Symbols ↕ height mm ⇆ inlet ↔ length mm ⌀ diameter mm M material



Accessories antistatic 502
Accessories for floor cleaning machines 523
Accessories for spray-ex-sucker 523
Car Wash vacuum hoses 501
Carbon brushes 514
Cartridge filter allocation for cleaning devices 505-510
Cartridge filter for cleaning devices 503-504
Crevice tool holder 500
Electric appliance adapter 499
Floor tools 499
Hose connectors 499
Motor allocation for vacuum motors 515-522
Motor cover 514
Reducing pieces 499
Rubber tool sleeve 494
Seal 514
Suction swivel arm easywash365+ 500
Tank sleeve 493
Tool sleeve PVC 494
Vacuum bags 524-533
Vacuum filter 523
Vacuum hoses 493
Vacuum hoses assembled 492
Vacuum hoses oil-resistant 500
Vacuum motor cable 514
Vacuum motors 510-514
Vacuum tubes 494-498

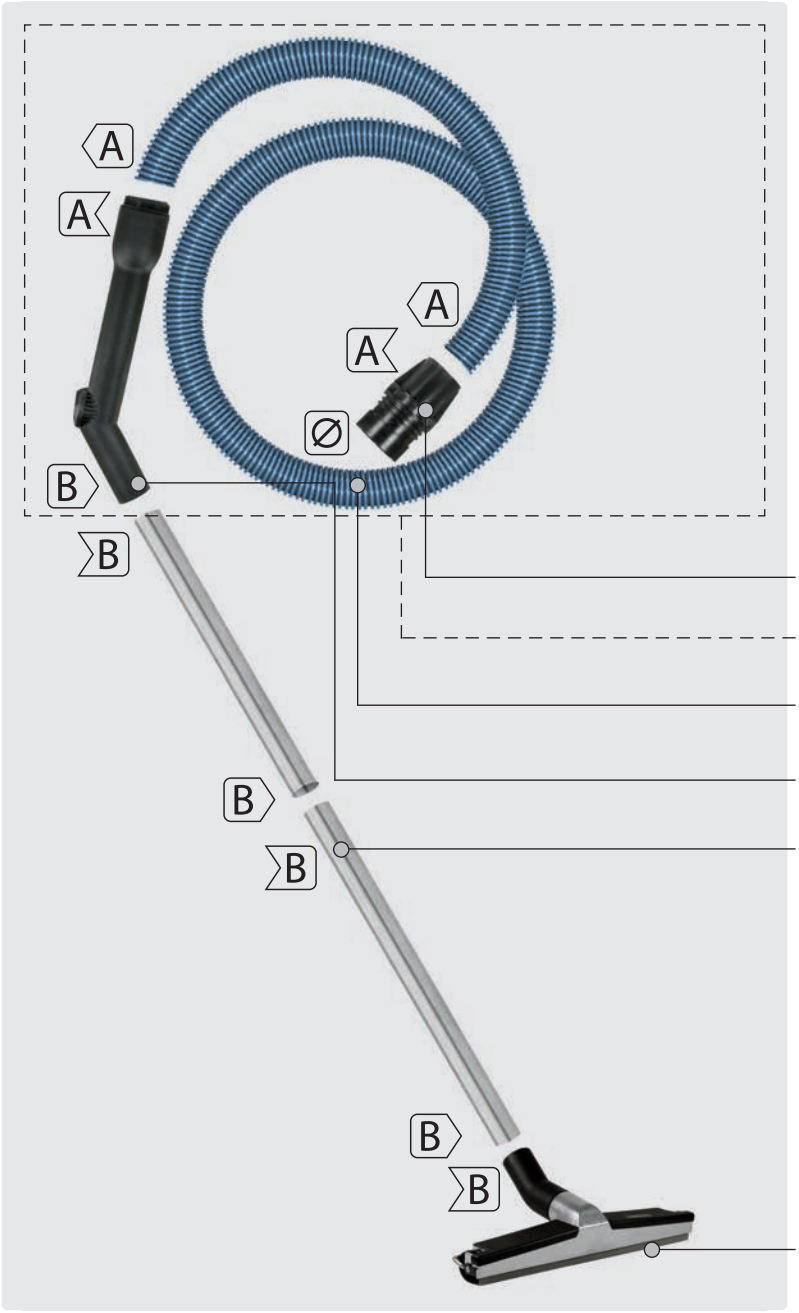

S A = DN 32
F R H P = DN 38
L M T = DN 50

B = 35 mm
G = 45 mm
O = 58 mm

A ✓ A
B ✓ B
A ✗ A
A ✗ A
A ✗ B
B ✗ B

Vacuum hoses assembled



(265 054 + 263 253)

R+M Nr.	↔	DN	Ø	S
263 240	2 m	32	58 mm	32 mm



(265 054 + 263 653)

R+M Nr.	↔	DN	Ø	B
263 640	2 m	32	58 mm	35 mm



(265 053 + 264 051)

R+M Nr.	↔	DN	Ø	H	G
264 040	2.5 m	38	58	38	45



(265 055 + 265 051)

R+M Nr.	↔	DN	Ø	O	M
265 040	2 m	50	58	58	50

Symbols ↔ length Ø diameter in mm DN nominal diameter in mm TYP type shipment by truck

Tank sleeve



Ghibli

R+M Nr.	Ø	F
264 054	49 mm	38 mm



R+M Nr.	Ø	F
264 055	49 mm	38 mm



R+M Nr.	Ø	A
265 054	58 mm	32 mm



R+M Nr.	Ø	A
265 054	58 mm	32 mm



R+M Nr.	Ø	F
265 053	58 mm	38 mm

Vacuum hoses

Black

- 25 °C - + 60 °C



R+M Nr.	TYP	DN	Outer Ø	↔
262 548 20	A	25 mm	32.0 mm	20 m
263 648 20	A	32 mm	40.0 mm	20 m
263 548 20	A	35 mm	43.3 mm	20 m
264 048 *	F	38 mm	47.0 mm	1 - 20 m
264 048 20	F	38 mm	47.0 mm	20 m
265 048 *	L	50 mm	60.0 mm	1 - 20 m
265 048 20	L	50 mm	60.0 mm	20 m

Grey

- 25 °C - + 60 °C



R+M Nr.	TYP	DN	Outer Ø	↔
263 645 *	A	32 mm	40.0 mm	1 - 20 m
263 645 20	A	32 mm	40.0 mm	20 m
264 045 *	F	38 mm	47.0 mm	1 - 20 m
264 045 20	F	38 mm	47.0 mm	20 m
265 045 *	L	50 mm	60.0 mm	1 - 20 m
265 045 20	L	50 mm	60.0 mm	20 m

Silver

- 25 °C - + 60 °C



R+M Nr.	TYP	DN	Outer Ø	↔
262 549 20 **	A	25 mm	32.0 mm	20 m
262 749 20		27 mm	34.5 mm	20 m
263 249 20	A	32 mm	40.0 mm	20 m
263 649 20	A	36 mm	44.3 mm	20 m
264 049 20	F	38 mm	47.0 mm	20 m
265 049 20	L	50 mm	60.0 mm	20 m

Blue

- 25 °C - + 60 °C



R+M Nr.	TYP	DN	Outer Ø	↔
264 047 20	F	38 mm	47.0 mm	20 m

Black antistatic

- 50 °C - + 60 °C. 10^6 Ω/m electrically efferent



R+M Nr.	TYP	DN	Outer Ø	↔
262 548 30	A	25 mm	35,5 mm	30 m
263 646 30	A	32 mm	40,5 mm	30 m
264 046 30	F	38 mm	48,0 mm	30 m
265 046 30	L	50 mm	61,0 mm	30 m

EVA Silver - blue

- 45 °C - + 65 °C



R+M Nr.	TYP	DN	Outer Ø	↔
263 660 01* **	A	35 mm	42.4 mm	1 - 30 m
263 660 30	A	35 mm	42.4 mm	30 m
264 060 01 *	F	38 mm	47.6 mm	1 - 30 m
264 060 30	F	38 mm	47.6 mm	30 m
265 060 01 *	L	50 mm	60.0 mm	1 - 30 m
265 060 30	L	50 mm	60.0 mm	30 m

Brown

- 60 °C - + 120 °C (temporary up to + 150 °C)



Oil and temperature resistant

R+M Nr.	TYP	DN	Outer Ø	↔
263 644 *		36 mm	44.7 mm	1 - 20 m
263 644 20	A	36 mm	44.7 mm	20 m
265 044 *	A	50 mm	61.0 mm	1 - 25 m
265 044 25	L	50 mm	61.0 mm	25 m

** limited stock
* per metre

Tool sleeve PVC



R+M Nr.			Ø
263 250	A 32 mm	S 32 mm	32 mm
263 650	A 32 mm	B 36 mm	35 - 36 mm



R+M Nr.	F	Ø
264 052	38 mm	45 mm



R+M Nr.	F	Ø
264 050	38 mm	58 mm



R+M Nr.	A	Ø	TYP
263 658	32 mm	58 mm	
265 030	32 mm	58 mm	antistatic



R+M Nr.	L	Ø
265 050	50 mm	58 mm

Handle with adjustment



R+M Nr.		
263 253	A 32 mm	S 32 mm
263 653	A 32 mm	B 35 mm
263 653 1	A 32 mm	B 36 mm
264 053	F 38 mm	G 45 mm

Rubber tool sleeve



R+M Nr.	F	H	G
264 051	38 mm	38 mm	45 mm



for 265 021

R+M Nr.	L	O	M
265 051	50 mm	58 mm	50 mm

Vacuum tubes



R+M Nr.	M	↔	Ø
263 623	chrome-plated	480 mm	35 mm



R+M Nr.	M	↔	Ø
264 021	chrome-plated	1,200 mm	38 mm



R+M Nr.	M	↔	Ø
265 021	chrome-plated	1,200 mm	50 mm



R+M Nr.	M	↔	Ø
263 223	PVC	450 mm	32 mm
263 623 1	PVC	450 mm	35 mm



R+M Nr.	M	↔	Ø
264 023	PVC	500 mm	45 mm



R+M Nr.	M	↔	Ø
265 023	PVC	500 mm	58 mm

Symbols M material ↔ length Ø diameter in mm DN nominal diameter TYP type

Vacuum tools

Combi-nozzle dry. Switchable. For all carpets and hard covers. Plastic



R+M Nr.	TYP	↔	∅	
263 611	vacuum tool dry	285 mm	35 mm	B
263 211	vacuum tool dry	285 mm	32 mm	S

Combi-nozzle dry for parquet with long and soft horsehair for gentle cleaning applications on sensitive surfaces. Plastic. Soft rollers



R+M Nr.	TYP	↔	∅	
263 612 2	combi-nozzle dry	300 mm	35 mm	B

All-purpose nozzle D300. Vacuum tool with brush strips or rubber lips and height adjustable rollers. Plastic. For all carpets and hard covers



R+M Nr.	TYP	↔	∅	
263 612 31	dry tool	300 mm	35 mm	B
263 612 38	wet tool	300 mm	35 mm	B
263 612 32	set of brush strips	300 mm		
263 612 33	set of rubber lips	300 mm		

All-purpose nozzle. Vacuum tool with grooved rubber lips and heigt adjustable rollers. Plastic



R+M Nr.	TYP	↔	∅	
263 612 1	vacuum tool wet/dry	400 mm	35 mm	B
263 612 13	rubber lip (1 piece)		35 mm	

All-purpose nozzle D360. Vacuum tool with brush strips, rubber lips and height adjustable rollers. Plastic. For all carpets and hard covers



R+M Nr.	TYP	↔	∅	
263 612 41	vacuum tool dry	360 mm	35 mm	B
263 612 38	vacuum tool wet	360 mm	35 mm	B
263 812 41	vacuum tool dry	360 mm	38 mm	P
263 812 48	vacuum tool wet	360 mm	38 mm	P
263 612 42	set of brush strips			
263 612 43	set of rubber lips			

Floor body with exchangeable vacuum tool



R+M Nr.	TYP	↔	∅	
264 005	floor body		38 mm	P
264 007	dry tool	375 mm	38 mm	
264 006	wet tool	375 mm	38 mm	

Floor body with exchangeable vacuum tool



R+M Nr.	TYP	↔	∅	
263 605	floor body		35 mm	B
263 205	floor body		32 mm	S
263 610	dry tool	320 mm		
263 609	wet tool	320 mm		



S A = DN 32 . F = DN 38 . L = DN 50 . R = DN 38 . B = 35 mm . G = 45 mm . H = 38 mm . M = 50 mm . O = 58 mm

Vacuum tools



All-purpose nozzle M400. Vacuum tool with brush strips, rubber lips and height adjustable rollers. Plastic. For all carpets and hard covers

R+M Nr.	TYP	↔	⌀		
263 213	vacuum tool wet/dry	400 mm	32 mm	S	
263 613	vacuum tool wet/dry	400 mm	35 mm	B	
263 813	vacuum tool wet/dry	400 mm	38 mm	P	
264 013	vacuum tool wet/dry	400 mm	40 mm		K
265 013	vacuum tool wet/dry	400 mm	50 mm	T	
265 000 401	set of rubber lips				
265 000 402	set of brush strips				



All-purpose nozzle with brush strips, rubber lips and height adjustable rollers. Plastic

R+M Nr.	TYP	↔	⌀	
265 005	vacuum tool wet/dry	450 mm	50 mm	T
265 006	set of brush strips			
265 007	set of rubber lips			
265 007 3	oil-resistant squeegee blades			



All-purpose nozzle M450. Vacuum tool with brush strips, rubber lips and height adjustable rollers. Plastic. For all carpets and hard covers

R+M Nr.	TYP	↔	⌀		
263 614	vacuum tool wet/dry	450 mm	35 mm	B	
263 814	vacuum tool wet/dry	450 mm	38 mm	P	
264 014	vacuum tool wet/dry	450 mm	40 mm		K
265 014	vacuum tool wet/dry	450 mm	50 mm	T	
265 814	vacuum tool wet/dry	450 mm	58 mm	O	A
265 000 451	set of rubber lips				
265 000 452	set of brush strips				



All-purpose nozzle GRD 370. Vacuum tool with brush strips, rubber lips and height adjustable rollers. Aluminium. For all carpets and hard covers

R+M Nr.	TYP	↔	⌀	
263 612 60	vacuum tool wet	370 mm	35 mm	B
263 612 62	set of brush strips			
263 612 63	set of rubber lips			
263 612 70	oil-resistant squeegee blades			



All-purpose nozzle GRD 450. Vacuum tool with brush strips, rubber lips and height adjustable rollers. Aluminium. For all carpets and hard covers

R+M Nr.	TYP	↔	⌀		
263 612 51	vacuum tool dry	450 mm	35 mm	B	
263 612 52	vacuum tool wet	450 mm	35 mm	B	
263 812 51	vacuum tool dry	450 mm	38 mm	P	
263 812 52	vacuum tool wet	450 mm	38 mm	P	
264 012 51	vacuum tool dry	450 mm	40 mm		K
264 012 52	vacuum tool wet	450 mm	40 mm		K
265 006	set of brush strips				
265 007	set of rubber lips				
265 007 3	oil-resistant squeegee blades				



All-purpose nozzle IRD 500. Vacuum tool with brush strips, rubber lips and height adjustable rollers. Aluminium. For all carpets and hard covers

R+M Nr.	TYP	↔	⌀	
265 008 1	vacuum tool dry	500 mm	50 mm	T
265 008 8	vacuum tool wet	500 mm	50 mm	T
265 008 2	set of brush strips			
265 008 3	set of rubber lips			
265 009 0	oil-resistant squeegee blades			

Symbols ↕ height ↔ length ⌀ diameter TYP type DN nominal diameter

Vacuum tools

Upholstery suction nozzle



B

Brush oval

R+M Nr.	↔	⌀
263 618	240 mm	35 mm



S

R+M Nr.	↔	⌀
263 215	100 mm	32 mm



B

R+M Nr.	↔	⌀
263 615	130 mm	35 mm



B

Upholstery / mattress tool with thread lifter

R+M Nr.	↔	⌀
263 615 1	90 mm	35 mm



B

Brush rotating. Suitable for sensitive parts, upholstery & furniture

R+M Nr.	↕	⌀
263 617 1	220 mm	35 mm



B

All-purpose brush. USB

R+M Nr.	↕	⌀
263 618 1	230 mm	35 mm

Furniture brush



S

R+M Nr.	⌀
263 217	32 mm



B

R+M Nr.	⌀
263 617	35 mm



G

R+M Nr.	⌀
264 017	45 mm



O

R+M Nr.	⌀
265 017	58 mm



B

Furniture brush rotating

R+M Nr.	⌀
263 617 2	35 mm

Radiator brush



For grout nozzles 263 619 1and 263 619 2, ⌀ 35 mm

R+M Nr.	↔
263 620	140 mm



For grout nozzle 263 219, ⌀ 32 mm

R+M Nr.	↔
263 220	140 mm

Animal care set



B

Body brush

R+M Nr.	↔	⌀
263 624 1	240 mm	35 mm



B

Curry-cumb

R+M Nr.	↔	⌀
263 624 2	240 mm	35 mm



B

Curry-cumb with knobs

R+M Nr.	↔	⌀
263 624 3	240 mm	35 mm

Nozzle for coarse dirt



O

R+M Nr.	⌀
265 016	58 mm



O

Triangle tool

R+M Nr.	⌀
265 015	58 mm

Pipe dusting nozzle



B

R+M Nr.	⌀	⌀
263 629	100 mm	35 mm
263 628	200 mm	35 mm

Rubber suction pipe



G

R+M Nr.	⌀
264 028	45 mm

A ✓ A A ✗ A A ✗ B A ✗ A B ✓ B

S A = DN 32 . F = DN 38 . L = DN 50 . R = DN 38 . B = 35 mm . G = 45 mm . H = 38 mm . M = 50 mm . O = 58 mm

Vacuum tools

Grout nozzles



R+M Nr.	↔	⌀
263 219	200 mm	32 mm



R+M Nr.	↔	⌀
263 619	200 mm	35 mm
263 619 1	300 mm	35 mm
263 619 2	370 mm	35 mm



R+M Nr.	↔	⌀
264 020	305 mm	38 mm



R+M Nr.	↔	⌀
264 019	245 mm	45 mm



R+M Nr.	↔	⌀
264 019 3	350 mm	45 mm

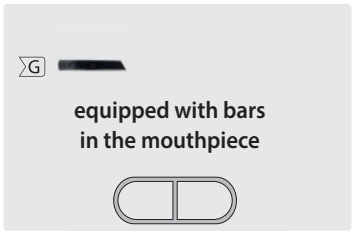

equipped with bars in the mouthpiece

R+M Nr.	↔	⌀
264 019 4	350 mm	45 mm



R+M Nr.	↔	⌀
265 018	270 mm	58 mm



equipped with bars in the mouthpiece

Glass fibre reinforced



R+M Nr.	↔	⌀
265 019	230 mm	58 mm

R+M Nr.	↔	⌀
265 022 1	370 mm	58 mm



R+M Nr.	↔	⌀
265 020	370 mm	58 mm



equipped with bars in the mouthpiece

R+M Nr.	↔	⌀
265 022	370 mm	58 mm

Flexible grout nozzles



Rotating. Anti-theft protection due to three-part clip locking system

R+M Nr.	↔	⌀
264 019 12	375 mm	DN 38



Rotating. Easy assembly due to screw thread

R+M Nr.	↔	⌀
264 019 1	420 mm	DN 38



equipped with bars in the mouthpiece

With inner bar 18 cm. Rotating. Rotating. Easy assembly due to screw thread

R+M Nr.	↔	⌀
264 019 11	420 mm	DN 38



Rotating. Easy assembly due to screw thread

R+M Nr.	↔	⌀
265 019 1	420 mm	DN 50



equipped with bars in the mouthpiece

With inner bar 18 cm. Rotating. Easy assembly due to screw thread

R+M Nr.	↔	⌀
265 019 11	420 mm	DN 50



Flexible. PVC

R+M Nr.	↔	⌀
263 621	630 mm	35 mm



Reducing pieces



R+M Nr.	G	B
264 025	45 mm	35 / 36 mm



R+M Nr.	O	B
265 025	58 mm	35 / 36 mm

Hose connectors



R+M Nr.	⌀
263 656	32 mm



R+M Nr.	⌀
264 056	38 mm



R+M Nr.	⌀
265 056	50 mm

Electric appliance adapter

⌀ 26 mm
⌀ 32 mm
⌀ 35 mm



B ⌀

R+M Nr.	⌀
263 625	35 mm

Floor tools



Floor tool dry. Height adjustable rollers. Tank sleeve 58 mm

R+M Nr.	TYP
264 032 *	vacuum hose 600 mm
264 030 *	floor tool 600 mm
264 030 1 *	set of brush stripes



Floor tool wet. Height adjustable rollers. Tank sleeve 58 mm

R+M Nr.	TYP
264 032 *	vacuum hose 600 mm
264 031 *	floor tool 600 mm
264 031 1 *	set of rubber lips

* limited stock

S A = DN 32 . F = DN 38 . L = DN 50 . R = DN 38 . B = 35 mm . G = 45 mm . H = 38 mm . M = 50 mm . O = 58 mm



Symbols ↔ length ⌀ diameter in mm TYP type DN nominal diameter

Vacuum hoses oil-resistant

Coiled hose made of polyester elastomer.
Properties: A profile hose made of solid plastic, smooth on the inside, with very low flow resistance, good restoring force (after compression or kinking) with excellent flexibility.
Areas of application: industrial vacuum cleaners, chemical plant construction, conveyor and suction systems, car exhaust systems, very good resistance to oil and fuels, hot air.
Temperature range: - 60 °C - + 120 °C
(temporary up to + 150 °C)



R+M Nr.	TYP	DN	Outer ⌀	↔
263 644 *	A	36 mm	44.7 mm	1 - 20 m
263 644 20	A	36 mm	44.7 mm	20 m
265 044 *	L	50 mm	61.0 mm	1 - 25 m
265 044 25	L	50 mm	61.0 mm	25 m

Suction swivel arm easywash365+

New for self-service vacuum cleaning

» entirely made out of stainless steel
» solid construction
» suspension
» The vertical **easy**wash365 + suction swivel arm for self-service! This cost-effective solution is ideal for single suction places. In this case, the arm does not necessarily have to be integrated into the cabinet technology, but can be easily mounted on a wall. Perfect if space might be limited, because due to its construction this boom needs little space and bending over offers a lot of mobility.
» The built-in spring prevents kinking of the suction hose and allows a barrier-free handling with optional freedom of mobility.
» The vertical **easy**wash365 + suction swivel arm is completely made out of stainless steel and is supplied including a mounting bracket.
» Height 2,320 mm. Tube height 1,500 mm. Internal tube diameter of 65 mm. Weight 10.1 kg



R+M Nr.
109 001 500

Crevice tool holder

Designed for central vacuum systems

» Attachment on wall, pillar, housing or floor
» Extremely robust and stable
» Stainless steel design, ground and brushed
» Holders are designed for the new hose sleeves, which can also be easily swivelled under vacuum:
Holder for **264 052 9 for 45 mm**, accessories in conjunction with crevice nozzle 264 019 3 - 264 019 458 mm. Accessorie: 264 053 0
Holder for **264 053 0 for 58 mm,** accessories in conjunction with crevice nozzle 265 020 – 265 022 – 265 022 1





Crevice nozzle holder for wall mounting.
Stainless steel

R+M Nr.	⌀
105 610 010	45 mm
105 610 011	58 mm



Crevice nozzle holder on column for floor mounting.
Stainless steel

R+M Nr.	⌀
105 610 012	45 mm
105 610 013	58 mm



Double crevice nozzle holder on column incl. adapter plate.
Stainless steel

R+M Nr.	⌀
105 610 014	45 mm
105 610 015	58 mm

S A = DN 32 . F = DN 38 . L = DN 50 . R = DN 38 . B = 35 mm . G = 45 mm . H = 38 mm . M = 50 mm . O = 58 mm

* per metre



Car Wash vacuum hoses

The Car Wash vacuum hoses are equipped with a highly abrasion- and dirt-resistant plastic coil (non marking).

» Extremly light and very flexible structure
» An even interior for small pressure drops
» High elastic recovery in case of radial deformation
» UV-resistant, weatherproof and flexible at low temperatures

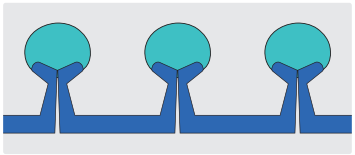

Car Wash vacuum hoses

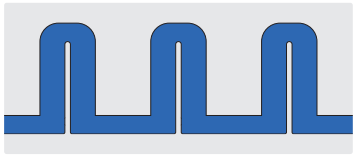

Standard vacuum hoses

Blue



R+M Nr.	TYP	DN	Outer ⌀	↔
264 049 1	R	38	50 mm	16 m

Blue - turquoise



R+M Nr.	TYP	DN	Outer ⌀	↔
264 049 2	R	38	50 mm	16 m



Hose connectors

R+M Nr.	⌀
264 056 1	38 mm

Sleeve



R+M Nr.	O	R
264 052 6	50 / 58 mm	38 mm



R+M Nr.	O	R
264 052 7	50 / 58 mm	38 mm



swiveling

R+M Nr.	G H	R
264 052 1	45 / 38 mm	38 mm



R+M Nr.	G H	R
264 052 4	45 / 38 mm	38 mm

Grout nozzles



R+M Nr.	↕	⌀
264 019	245 mm	45 mm



Glass fibre reinforced

R+M Nr.	↕	⌀
265 022 1	370 mm	58 mm



R+M Nr.	↕	⌀
264 019 2	420 mm	38 mm



Angle nozzle

R+M Nr.	⌀
264 052 2	38 mm



R+M Nr.	↕	⌀
265 020	370 mm	58 mm



R+M Nr.	G	O
264 052 9	45 mm	38 mm
264 053 0	58 mm	38 mm



R+M Nr.	↕	⌀
265 022	370 mm	58 mm

swiveling

Symbols ↕ height ↔ length DN nominal diameter TYP type

Accessories antistatic

Vacuum tubes antistatic



R+M Nr.	M	↔	⌀
264 023 01	<=10⁴ Ω/m electrically efferent	500 mm	45 mm



R+M Nr.	M	↔	⌀
265 023 01	<=10⁴ Ω/m electrically efferent	500 mm	58 mm

Vacuum hoses black antistatic

- 50 °C - + 60 °C. 10⁶ Ω/m electrically efferent

Black



R+M Nr.	TYP	DN	Outer ⌀	↔
262 548 30	A	25 mm	35.5 mm	30 m
263 646 30	A	32 mm	40.5 mm	30 m
264 046 30	F	38 mm	48.0 mm	30 m
265 046 30	L	50 mm	61.0 mm	30 m

Hose coupling antistatic



R+M Nr.	M	F	G
264 052 01	10⁴ Ω/m	38 mm	45 mm



R+M Nr.	M	L	O
265 050 01	10⁴ Ω/m	50 mm	58 mm

Tool sleeve PVC antistatic



R+M Nr.	A	⌀
265 030	32 mm	58 mm

Vacuum tools antistatic



R+M Nr.	M	↕	⌀
264 019 01	10⁴ Ω/m	250 mm	45 mm



R+M Nr.	M	↕	⌀
265 019 01	10⁴ Ω/m	230 mm	58 mm

S A = DN 32 . F = DN 38 . L = DN 50 . R = DN 38 . B = 35 mm . G = 45 mm . H = 38 mm . M = 50 mm . O = 58 mm

A ✓ A A ✗ A A ✗ B A ✗ A B ✓ B

Symbols ↕ height ↔ length ⌀ diameter in mm ⌀ internal diameter TYP type M material DN nominal diameter shipment by truck

Cartridge filter for cleaning devices



R+M Nr.	TYP	⌀	⌀	↕	dust class	manufacturer number
268 263 510	paper	185 mm	145 mm	145 mm	M	Festool: 485 808 Protool: 625 324 ALTO/WAP: 11753



R+M Nr.	TYP	⌀	⌀	↕	dust class	manufacturer number
268 263 520	PET	185 mm	145 mm	140 mm	M	Protool: 625 324 ALTO/ WAP: 302 000 490



R+M Nr.	TYP	⌀	⌀	↕	dust class	manufacturer number
268 263 610	paper	185 mm	145 mm	233 mm	M	Festool: 486 241 ALTO/WAP: 30063



R+M Nr.	TYP	⌀	⌀	↕	dust class	manufacturer number
268 263 620	paper	185 mm	145 mm	233 mm	H	Festool: 486 145 ALTO/WAP: 11618



R+M Nr.	TYP	⌀	⌀	↕	dust class	manufacturer number
268 263 700	paper / screen	185 mm	142 mm	250 mm	M	ALTO/WAP: 41164



R+M Nr.	TYP	⌀	⌀	↕	dust class	manufacturer number
268 263 710	PET / screen	185 mm	142 mm	250 mm	M	ALTO/WAP: 41164



R+M Nr.	TYP	⌀	⌀	↕	dust class	manufacturer number
268 263 800	paper / screen	185 mm	150 mm	190 mm	M	ALTO/WAP: 34641



R+M Nr.	TYP	⌀	⌀	↕	dust class	manufacturer number
268 263 810	paper / screen	185 mm	150 mm	160 mm	M	Lavor: 3.752.0032



R+M Nr.	TYP	⌀	⌀	↕	dust class	manufacturer number
268 263 820	paper / screen	185 mm	150 mm	163 mm	M	AquaVac: AZ91171175



R+M Nr.	TYP	⌀	⌀	↕	dust class	manufacturer number
268 264 000	PET	185 mm	140 mm	115 mm	M	Festool: 488 461 ALTO/WAP: 29747



R+M Nr.	TYP	⌀	⌀	↕	dust class	manufacturer number
268 264 200	paper	203 mm	140 mm	171 mm	M	Festool: 488 924 ALTO/WAP: 60077



R+M Nr.	TYP	⌀	⌀	↕	dust class	manufacturer number
268 264 210	paper	203 mm	140 mm	171 mm	H	Festool: 489 221 ALTO/WAP: 60076



R+M Nr.	TYP	⌀	⌀	↕	dust class	manufacturer number
268 264 300	screen	185 mm	142 mm	250 mm	-	ALTO/WAP: 10022



R+M Nr.	TYP	⌀	⌀	↕	dust class	manufacturer number
268 264 310	screen	185 mm	142 mm	140 mm	-	ALTO/WAP: 15475



R+M Nr.	TYP	⌀	⌀	↕	dust class	manufacturer number
268 268 600	paper	210 mm	140 mm	140 mm	H	Protool: 625 372 ALTO/WAP: 302000658

dust class	transmittance	endangerings
L	max. 1 %	keeps 99.995 % back from: » dusts with max. concentration of > 1 mg/m³
M	max. 0.10 %	keeps 99.9 % back from: » dusts with max. concentration of > 0.1 mg/m³ » wood dusts (up to 1200 W/50 l)
H	max. 0.01 %	keeps 99.995 % back from: » dusts with max. concentration » cancer-causing dusts » dusts with pathogenic germs

Cartridge filter for cleaning devices



R+M Nr.	TYP	⌀	⌀	↕	dust class	manufacturer number
268 268 710	PET / screen	275 mm	218 mm	183 mm	M	ALTO/WAP: 107400562 Protool: 626 437



R+M Nr.	TYP	⌀	⌀	↕	dust class	manufacturer number
268 269 000	paper / screen	185 mm	150 mm	201 mm	M	Rowenta ZR-70



R+M Nr.	TYP	⌀	⌀	↕	dust class	manufacturer number
268 269 100	paper / screen	190 mm	145 mm	166 mm	M	Thomas: 787 421



R+M Nr.	TYP	⌀	⌀	↕	dust class	manufacturer number
268 269 300	paper	122 mm	79 mm	113 mm	M	Top-Craft (NT 0506)



R+M Nr.	TYP	length	↔	↕	dust class	manufacturer number
268 280 210	paper	215 mm	115 mm	58 mm	M	Festool: 452 065 Kärcher: 6.904-068
268 280 220	PES	215 mm	115 mm	58 mm	M	Kärcher: 6.904-123



R+M Nr.	TYP	length	↔	↕	dust class	manufacturer number
268 228 200	paper	202 mm	75 mm	70 mm	L	Kärcher: 6.414-498



R+M Nr.	TYP	length	↔	↕	dust class	manufacturer number
268 228 300	paper	239 mm	140 mm	56 mm	L	Kärcher: 6.904-206



R+M Nr.	TYP	length	↔	↕	dust class	manufacturer number
268 228 310	paper	239 mm	140 mm	56 mm	M	Kärcher: 6.904-367
268 228 330	PES	239 mm	140 mm	56 mm	M	Kärcher: 6.904-360
268 228 340	PES	239 mm	140 mm	56 mm	M	Kärcher: 6.904-360



R+M Nr.	TYP	length	↔	↕	dust class	manufacturer number
268 228 400	paper	250 mm	150 mm	35 mm	M	Festool: 456 077



R+M Nr.	TYP	length	↔	↕	dust class	manufacturer number
268 228 600	paper	300 mm	140 mm	68 mm	M	Kärcher: 6.904-283
268 228 620	PES	300 mm	140 mm	68 mm	M	Kärcher: 6.904-284



R+M Nr.	TYP	length	↔	↕	dust class	manufacturer number
268 228 900	paper	300 mm	140 mm	68 mm	M	Kärcher: 6.907-276
268 228 910	PES	300 mm	140 mm	68 mm	M	Kärcher: 6.907-277



R+M Nr.	TYP	length	↔	↕	dust class	manufacturer number
268 228 700	paper	278 mm	216 mm	54 mm	L	Kärcher: 5.731-020



R+M Nr.	TYP	length	↔	↕	dust class	manufacturer number
268 289 400	paper	328 mm	290 mm	50 mm	L	ALTO/WAP: 61605

dust class		transmittance	endangerings	dust class	transmittance	endangerings
L	max. 1 %	keeps 99.995 % back from:		H	max. 0.01 %	keeps 99.995 % back from:
		» dusts with max. concentration of > 1 mg/m³				» dusts with max. concentration
M	max. 0.10 %	keeps 99.9 % back from:				» cancer-causing dusts
		» dusts with max. concentration of > 0.1 mg/m³				» dusts with pathogenic germs
		» wood dusts (up to 1200 W/50 l)				

Cartridge filter allocation for cleaning devices

Manufacturer	TYP	device	absolute filter	micro filter	filter screen
ALTO / NILFISK	wet/dry vacuum cleaner	aero 400	268 263 510		
ALTO / NILFISK	wet/dry vacuum cleaner	aero 440	268 263 510		
ALTO / NILFISK	wet/dry vacuum cleaner	aero 5 Gallon	268 263 510		
ALTO / NILFISK	wet/dry vacuum cleaner	aero 600	268 263 510		
ALTO / NILFISK	wet/dry vacuum cleaner	aero 640	268 263 510		
ALTO / NILFISK	wet/dry vacuum cleaner	aero 7 Gallon AS/E	268 263 510		
ALTO / NILFISK	wet/dry vacuum cleaner	aero 800A	268 263 510		
ALTO / NILFISK	wet/dry vacuum cleaner	aero 840A	268 263 510		
ALTO / NILFISK	wet/dry vacuum cleaner	Attix 30-01 PC	268 263 520		268 264 310
ALTO / NILFISK	safety vacuum cleaner	Attix 30-0H PC		268 268 600	
ALTO / NILFISK	wet/dry vacuum cleaner	Attix 30-11 PC	268 263 520		268 264 310
ALTO / NILFISK	wet/dry vacuum cleaner	Attix 30-21 PC	268 263 520		268 264 310
ALTO / NILFISK	safety vacuum cleaner	Attix 30-2H PC		268 268 600	
ALTO / NILFISK	special vacuum cleaner	Attix 30-2M PC	268 263 520		
ALTO / NILFISK	wet/dry vacuum cleaner	Attix 350-01	268 263 520		
ALTO / NILFISK	safety vacuum cleaner	Attix 350-0H		268 268 600	
ALTO / NILFISK	wet/dry vacuum cleaner	Attix 360-11	268 263 520		
ALTO / NILFISK	wet/dry vacuum cleaner	Attix 360-21	268 263 520		
ALTO / NILFISK	safety vacuum cleaner	Attix 360-2H		268 268 600	
ALTO / NILFISK	wet/dry vacuum cleaner	Attix 40-01 PC	268 263 520		268 264 310
ALTO / NILFISK	wet/dry vacuum cleaner	Attix 40-21 PC	268 263 520		268 264 310
ALTO / NILFISK	wet/dry vacuum cleaner	Attix 50-01 PC	268 263 520		268 264 310
ALTO / NILFISK	safety vacuum cleaner	Attix 50-0H PC		268 268 600	
ALTO / NILFISK	wet/dry vacuum cleaner	Attix 50-21 PC	268 263 520		268 264 310
ALTO / NILFISK	safety vacuum cleaner	Attix 50-2H PC		268 268 600	
ALTO / NILFISK	special vacuum cleaner	Attix 50-2M PC	268 263 520		268 264 310
ALTO / NILFISK	wet/dry vacuum cleaner	Attix 550-01	268 263 520		
ALTO / NILFISK	safety vacuum cleaner	Attix 550-0H		268 268 600	
ALTO / NILFISK	wet/dry vacuum cleaner	Attix 550-21	268 263 520		
ALTO / NILFISK	safety vacuum cleaner	Attix 550-2H		268 268 600	
ALTO / NILFISK	wet/dry vacuum cleaner	Attix 560-21 XC	268 268 710		
ALTO / NILFISK	wet/dry vacuum cleaner	Attix 560-2M XC	268 268 710		
ALTO / NILFISK	wet/dry vacuum cleaner	Attix 560-31 XC	268 268 710		
ALTO / NILFISK	wet/dry vacuum cleaner	Attix 590-21	268 263 520		
ALTO / NILFISK	safety vacuum cleaner	Attix 751-0H		268 268 600	
ALTO / NILFISK	wet/dry vacuum cleaner	Attix 751-11	268 263 520		268 264 310
ALTO / NILFISK	wet/dry vacuum cleaner	Attix 751-21	268 263 520		268 264 310
ALTO / NILFISK	safety vacuum cleaner	Attix 751-2M	268 263 520		
ALTO / NILFISK	water vacuum cleaner	Attix 751-61			268 264 310
ALTO / NILFISK	water vacuum cleaner	Attix 751-71			268 264 310
ALTO / NILFISK	wet/dry vacuum cleaner	Attix 761-21 XC	268 268 710		
ALTO / NILFISK	special vacuum cleaner	Attix 763-2M ED	268 268 710		
ALTO / NILFISK	wet/dry vacuum cleaner	Attix 791-21 EC	268 263 520		
ALTO / NILFISK	high-performance vacuum cleaner	Attix 961-01	268 268 710		
ALTO / NILFISK	high-performance vacuum cleaner	Attix 963-21 ED XC	268 268 710		
ALTO / NILFISK	high-performance vacuum cleaner	Attix 965-21 SD SC	268 268 710		
ALTO / NILFISK	high-performance vacuum cleaner	EC 380-E	268 263 510		268 264 310
ALTO / NILFISK	safety vacuum cleaner	EC 380-SW/B1	268 263 610	268 263 620	
ALTO / NILFISK	high-performance vacuum cleaner	EC 480	268 263 610	268 263 620	
ALTO / NILFISK	safety vacuum cleaner	EC 480 E/IH/B1	268 263 610	268 263 620	
ALTO / NILFISK	safety vacuum cleaner	EC 480-SW/B1	268 263 610	268 263 620	
ALTO / NILFISK	high-performance vacuum cleaner	EC 850	268 263 700		268 264 300
ALTO / NILFISK	high-performance vacuum cleaner	EC 850-E	268 263 700		268 264 300
ALTO / NILFISK	self-service vacuums	SB-Saugstation	268 263 610	268 263 620	
ALTO / NILFISK	self-service vacuums	SB-Saugstation EC	268 263 610	268 263 620	
ALTO / NILFISK	self-service vacuums	SB-Saugstation Tandem	268 263 610	268 263 620	
ALTO / NILFISK	self-service vacuums	SB-Saugstation Tandem EC	268 263 610	268 263 620	
ALTO / NILFISK	wet/dry vacuum cleaner	SQ 450-11/21/31	268 264 000		268 264 310
ALTO / NILFISK	wet/dry vacuum cleaner	SQ 490-31	268 264 000		268 264 310

Symbols ↕ height ↔ length ⌀ diameter in mm ⌀ internal diameter TYP type

Cartridge filter allocation for cleaning devices

Manufacturer	TYP	device	absolute filter	micro filter	filter screen
ALTO / NILFISK	wet/dry vacuum cleaner	SQ 550-11/21/31	268 263 510		268 264 310
ALTO / NILFISK	wet/dry vacuum cleaner	SQ 650-11	268 263 510	268 263 520	268 264 310
ALTO / NILFISK	safety vacuum cleaner	SQ 650-1H		268 264 210	
ALTO / NILFISK	safety vacuum cleaner	SQ 650-1M	268 264 200		
ALTO / NILFISK	safety vacuum cleaner	SQ 650-3H		268 264 210	
ALTO / NILFISK	safety vacuum cleaner	SQ 650-3M	268 264 200		
ALTO / NILFISK	water vacuum cleaner	SQ 650-61			268 264 310
ALTO / NILFISK	water vacuum cleaner	SQ 650-71			268 264 310
ALTO / NILFISK	wet/dry vacuum cleaner	SQ 651-11	268 263 510		268 264 310
ALTO / NILFISK	wet/dry vacuum cleaner	SQ 690-21	268 263 510		
ALTO / NILFISK	wet/dry vacuum cleaner	SQ 690-31	268 263 510		
ALTO / NILFISK	safety vacuum cleaner	SQ 690-3M/B1	268 264 200		268 264 210
ALTO / NILFISK	safety vacuum cleaner	SQ 691-9M/B1	268 264 200		268 264 210
ALTO / NILFISK	wet/dry vacuum cleaner	SQ 850-11	268 289 400		
ALTO / NILFISK	wet/dry vacuum cleaner	ST 10	268 263 510		
ALTO / NILFISK	wet/dry vacuum cleaner	ST 15	268 263 510		
ALTO / NILFISK	wet/dry vacuum cleaner	ST 20	268 263 510		
ALTO / NILFISK	wet/dry vacuum cleaner	ST 25	268 263 510		
ALTO / NILFISK	wet/dry vacuum cleaner	ST 35E	268 263 510		
ALTO / NILFISK	high-performance vacuum cleaner	turbo 1001	268 263 610	268 263 620	
ALTO / NILFISK	special water vacuum cleaner	turbo 1001 AE			268 264 310
ALTO / NILFISK	special water vacuum cleaner	turbo 1001 AE-F			268 264 310
ALTO / NILFISK	high-performance vacuum cleaner	turbo 1001 Ki	268 263 610	268 263 620	
ALTO / NILFISK	safety vacuum cleaner	turbo 1001 SA	268 263 610	268 263 620	
ALTO / NILFISK	safety vacuum cleaner	turbo 1001 SA/K1	268 263 610	268 263 620	
ALTO / NILFISK	safety vacuum cleaner	turbo 1001 SW/IH	268 263 610	268 263 620	
ALTO / NILFISK	safety vacuum cleaner	turbo 1001 SWE/I	268 263 610	268 263 620	
ALTO / NILFISK	high-performance vacuum cleaner	turbo D	268 263 700		268 264 300
ALTO / NILFISK	safety vacuum cleaner	turbo D/X-B1	268 263 700		
ALTO / NILFISK	high-performance vacuum cleaner	turbo D2	268 263 700		268 264 300
ALTO / NILFISK	safety vacuum cleaner	turbo D-B1	268 263 700		
ALTO / NILFISK	high-performance vacuum cleaner	turbo GT	268 263 800		
ALTO / NILFISK	high-performance vacuum cleaner	turbo M2	268 263 700		268 264 300
ALTO / NILFISK	high-performance vacuum cleaner	turbo M2 L	268 263 700		268 264 300
ALTO / NILFISK	safety vacuum cleaner	turbo M2 S-FA	268 263 700		268 264 300
ALTO / NILFISK	special water vacuum cleaner	turbo M2-AE			268 264 300
ALTO / NILFISK	safety vacuum cleaner	turbo SSR	268 263 510		
ALTO / NILFISK	high-performance vacuum cleaner	turbo XL	268 263 510		268 264 310
ALTO / NILFISK	high-performance vacuum cleaner	turbo XL 25	268 263 510		268 264 310
ALTO / NILFISK	safety vacuum cleaner	turbo XL-SW	268 263 510	268 263 620	
ALTO / NILFISK	safety vacuum cleaner	turbo XL-SW/IH	268 263 610	268 263 620	
ALTO / NILFISK	safety vacuum cleaner	turbo XL-SW/K1		268 263 620	
AQUAVAC	wet/dry vacuum cleaner	1000	268 263 820		
AQUAVAC	wet/dry vacuum cleaner	2000 plera 6160 F	268 263 820		
AQUAVAC	wet/dry vacuum cleaner	6160 F	268 263 820		
AQUAVAC	wet/dry vacuum cleaner	6160 P dustri	268 263 820		
AQUAVAC	wet/dry vacuum cleaner	6200 P Bulldog 6201 A	268 263 820		
AQUAVAC	wet/dry vacuum cleaner	6201 A	268 263 820		
AQUAVAC	wet/dry vacuum cleaner	6400 F	268 263 820		
AQUAVAC	wet/dry vacuum cleaner	7402 B	268 263 820		
AQUAVAC	wet/dry vacuum cleaner	7402 P	268 263 820		
AQUAVAC	wet/dry vacuum cleaner	7403 B	268 263 820		
AQUAVAC	wet/dry vacuum cleaner	7403 P	268 263 820		
AQUAVAC	wet/dry vacuum cleaner	7408 P	268 263 820		
AQUAVAC	wet/dry vacuum cleaner	7409 P	268 263 820		
AQUAVAC	wet/dry vacuum cleaner	7413 B	268 263 820		
AQUAVAC	wet/dry vacuum cleaner	8103 B	268 263 820		
AQUAVAC	wet/dry vacuum cleaner	8202 B	268 263 820		
AQUAVAC	wet/dry vacuum cleaner	8203 P	268 263 820		
AQUAVAC	wet/dry vacuum cleaner	8204 B	268 263 820		
AQUAVAC	wet/dry vacuum cleaner	9121 P	268 263 820		

Cartridge filter allocation for cleaning devices

Manufacturer	TYP	device	absolute filter	micro filter	filter screen
AQUAVAC	wet/dry vacuum cleaner	9127 P	268 263 820		
AQUAVAC	wet/dry vacuum cleaner	AZ 90304-12	268 263 820		
AQUAVAC	wet/dry vacuum cleaner	AZ 90304-75	268 263 820		
AQUAVAC	wet/dry vacuum cleaner	AZ 90306-12A	268 263 820		
AQUAVAC	wet/dry vacuum cleaner	AZ 91951-10	268 263 820		
AQUAVAC	wet/dry vacuum cleaner	euromac v10	268 263 820		
AQUAVAC	wet/dry vacuum cleaner	Hobby 11	268 263 820		
AQUAVAC	wet/dry vacuum cleaner	Hobby 22	268 263 820		
AQUAVAC	wet/dry vacuum cleaner	Hobby 24	268 263 820		
AQUAVAC	wet/dry vacuum cleaner	Hobby 33	268 263 820		
AQUAVAC	wet/dry vacuum cleaner	Hobby 36	268 263 820		
AQUAVAC	wet/dry vacuum cleaner	Hobby 44	268 263 820		
AQUAVAC	wet/dry vacuum cleaner	Hobby Vac 1000	268 263 820		
AQUAVAC	wet/dry vacuum cleaner	Max 630	268 263 820		
AQUAVAC	wet/dry vacuum cleaner	Max 7	268 263 820		
AQUAVAC	wet/dry vacuum cleaner	Multisystem 3000	268 263 820		
AQUAVAC	wet/dry vacuum cleaner	Multisystem 4000	268 263 820		
AQUAVAC	wet/dry vacuum cleaner	Multisystem 500i	268 263 820		
AQUAVAC	wet/dry vacuum cleaner	Plus 1000	268 263 820		
AQUAVAC	wet/dry vacuum cleaner	Super 615 S1	268 263 820		
AQUAVAC	wet/dry vacuum cleaner	Super 760	268 263 820		
AQUAVAC	wet/dry vacuum cleaner	Synchro 22	268 263 820		
AQUAVAC	wet/dry vacuum cleaner	Synchro 30	268 263 820		
AQUAVAC	wet/dry vacuum cleaner	Synchro 30 A	268 263 820		
AQUAVAC	wet/dry vacuum cleaner	Synchro 40 A	268 263 820		
FESTOOL	mobile dust extractor	CT 11 E	268 280 212		
FESTOOL	mobile dust extractor	CT 22 E	268 280 212		
FESTOOL	mobile dust extractor	CT 33 E/LE	268 280 212		
FESTOOL	mobile dust extractor	CT 44 E/LE	268 280 212		
FESTOOL	mobile dust extractor	CT 55 E	268 280 212		
FESTOOL	mobile dust extractor	CT Mini	268 228 400		
FESTOOL	mobile dust extractor	CTL 11 E	268 280 212		
FESTOOL	mobile dust extractor	CTL 22 E	268 280 212		
FESTOOL	mobile dust extractor	CTL 33 E/LE	268 280 212		
FESTOOL	mobile dust extractor	CTL 44 E/LE	268 280 212		
FESTOOL	mobile dust extractor	CTL 55 E	268 280 212		
FESTOOL	mobile dust extractor	CTL Mini	268 228 400		
FESTOOL	mobile dust extractor	CTM 11 E	268 280 212		
FESTOOL	mobile dust extractor	CTM 22 E	268 280 212		
FESTOOL	mobile dust extractor	CTM 33 E/LE	268 280 212		
FESTOOL	mobile dust extractor	CTM 44 E/LE	268 280 212		
FESTOOL	mobile dust extractor	CTM 55 E	268 280 212		
FESTOOL	special vacuum cleaner	SR 12 /14/15	268 263 610	268 263 620	
FESTOOL	special vacuum cleaner	SR 200/201	268 263 510		
FESTOOL	special vacuum cleaner	SR 202 /203/212	268 263 610	268 263 620	
FESTOOL	special vacuum cleaner	SR 301 /302/303	268 263 610	268 263 620	
FESTOOL	special vacuum cleaner	SR 5	268 263 510		
FESTOOL	special vacuum cleaner	SR 6	268 263 610	268 263 620	
FESTOOL	special vacuum cleaner	SRH 204 E-AS		268 264 210	
FESTOOL	special vacuum cleaner	SRH 45 E		268 264 210	
FESTOOL	special vacuum cleaner	SRM 152	268 264 200		
FESTOOL	special vacuum cleaner	SRM 212 LE-AS	268 263 610	268 263 620	
FESTOOL	special vacuum cleaner	SRM 312 LE-AS	268 263 610	268 263 620	
FESTOOL	special vacuum cleaner	SRM 45 E-AS	268 264 200		
FESTOOL	special vacuum cleaner	SRM 70 LE-EC/B1	268 264 200		
Kärcher	wet/dry vacuum cleaner	A 2701	268 228 200		
Kärcher	wet/dry vacuum cleaner	A 2731 pt	268 228 200		
Kärcher	wet/dry vacuum cleaner	A 2801 plus	268 228 200		
Kärcher	wet/dry vacuum cleaner	K 2000 E	268 280 210		

Symbols TYP type

Cartridge filter allocation for cleaning devices

Manufacturer	TYP	device	absolute filter	micro filter	filter screen
Kärcher	wet/dry vacuum cleaner	K 2000 E	268 280 220		
Kärcher	wet/dry vacuum cleaner	K 2000 TE	268 280 210		
Kärcher	wet/dry vacuum cleaner	K 2000 TE	268 280 220		
Kärcher	wet/dry vacuum cleaner	K 2501	268 228 200		
Kärcher	wet/dry vacuum cleaner	K 2501 TE	268 228 200		
Kärcher	wet/dry vacuum cleaner	K 2601 plus	268 228 200		
Kärcher	hard cover/carpet cleaner	K 3001	268 228 200		
Kärcher	wet/dry vacuum cleaner	K 3500 E	268 280 210		
Kärcher	wet/dry vacuum cleaner	K 3500 E	268 280 220		
Kärcher	wet/dry vacuum cleaner	K 3501	268 280 210		
Kärcher	wet/dry vacuum cleaner	K 3501	268 280 220		
Kärcher	wet/dry vacuum cleaner	NT 14/1 Eco Te	268 280 220		
Kärcher	wet/dry vacuum cleaner	NT 181 profi	268 228 200		
Kärcher	wet/dry vacuum cleaner	NT 35 I Eco	268 228 330		
Kärcher	wet/dry vacuum cleaner	NT 35/1 Eco	268 228 330		
Kärcher	wet/dry vacuum cleaner	NT 35/1 Eco Bs	268 228 330		
Kärcher	wet/dry vacuum cleaner	NT 35/1 Eco M	268 228 310		
Kärcher	wet/dry vacuum cleaner	NT 35/1 Eco M	268 228 330		
Kärcher	wet/dry vacuum cleaner	NT 35/1 Eco Te	268 228 330		
Kärcher	wet/dry vacuum cleaner	NT 351 Eco	268 280 220		
Kärcher	wet/dry vacuum cleaner	NT 361 Eco	268 228 300		
Kärcher	wet/dry vacuum cleaner	NT 361 Eco BE	268 228 300		
Kärcher	wet/dry vacuum cleaner	NT 361 Eco Bs	268 228 330		
Kärcher	safety vacuum cleaner	NT 361 Eco M	268 228 300		
Kärcher	wet/dry vacuum cleaner	NT 361 Eco M	268 228 330		
Kärcher	wet/dry vacuum cleaner	NT 361 Eco TE	268 228 300		
Kärcher	wet/dry vacuum cleaner	NT 45/1 Eco	268 228 330		
Kärcher	wet/dry vacuum cleaner	NT 45/1 Eco M	268 228 310		
Kärcher	wet/dry vacuum cleaner	NT 45/1 Eco M	268 228 330		
Kärcher	wet/dry vacuum cleaner	NT 45/1 Eco Te	268 228 330		
Kärcher	wet/dry vacuum cleaner	NT 55/1 Eco	268 228 330		
Kärcher	wet/dry vacuum cleaner	NT 55/1 Eco Bs	268 228 330		
Kärcher	wet/dry vacuum cleaner	NT 55/1 Eco M	268 228 310		
Kärcher	wet/dry vacuum cleaner	NT 55/1 Eco M	268 228 330		
Kärcher	wet/dry vacuum cleaner	NT 551 Eco	268 228 700		
Kärcher	wet/dry vacuum cleaner	NT 551 Eco M	268 228 700		
Kärcher	wet/dry vacuum cleaner	NT 561 Eco	268 228 330		
Kärcher	wet/dry vacuum cleaner	NT 561 Eco	268 228 300		
Kärcher	safety vacuum cleaner	NT 561 Eco M	268 228 300		
Kärcher	wet/dry vacuum cleaner	NT 561 Eco M	268 228 330		
Kärcher	wet/dry vacuum cleaner	NT 561 Eco TE	268 228 300		
Kärcher	wet/dry vacuum cleaner	NT 611 Eco	268 228 330		
Kärcher	wet/dry vacuum cleaner	NT 611 Eco	268 228 300		
Kärcher	wet/dry vacuum cleaner	NT 611 Eco BS	268 228 330		
Kärcher	wet/dry vacuum cleaner	NT 611 Eco K	268 228 330		
Kärcher	wet/dry vacuum cleaner	NT 611 Eco KF	268 228 330		
Kärcher	wet/dry vacuum cleaner	NT 611 Eco M	268 228 330		
Kärcher	wet/dry vacuum cleaner	NT 611 Eco TE	268 228 300		
Kärcher	wet/dry vacuum cleaner	NT 65/2 Eco	268 228 600		
Kärcher	wet/dry vacuum cleaner	NT 65/2 Eco	268 228 620		
Kärcher	wet/dry vacuum cleaner	NT 65/2 Eco TC	268 228 600		
Kärcher	wet/dry vacuum cleaner	NT 65/2 Eco TC	268 228 620		
Kärcher	wet/dry vacuum cleaner	NT 700 Eco	268 228 700		
Kärcher	wet/dry vacuum cleaner	NT 702 Eco	268 228 700		
Kärcher	wet/dry vacuum cleaner	NT 72/2 Eco Tc	268 228 620		
Kärcher	wet/dry vacuum cleaner	NT 72/2 Eco TC	268 228 600		
Kärcher	wet/dry vacuum cleaner	IVC 60/12-1 Tact Ec	268 228 900		
Kärcher	wet/dry vacuum cleaner	IVC60/24-2 Tact²	268 228 900		
Kärcher	wet/dry vacuum cleaner	IVC 60/24-2 TactLp	268 228 900		
Kärcher	wet/dry vacuum cleaner	IVC60/24-2 Tact²M	268 228 900		
Kärcher	wet/dry vacuum cleaner	IVC 60/30 Tact²	268 228 900		

Cartridge filter allocation for cleaning devices

Manufacturer	TYP	device	absolute filter	micro filter	filter screen
Kärcher	wet/dry vacuum cleaner	NT55/2 Tact²Mel	268 228 900		
Kärcher	wet/dry vacuum cleaner	NT65/2 Tact²	268 228 900		
Kärcher	wet/dry vacuum cleaner	NT65/2 Tact²Tc	268 228 900		
Kärcher	wet/dry vacuum cleaner	NT75/2 Tact²Me	268 228 900		
Kärcher	wet/dry vacuum cleaner	NT75/2 Tact²MeTc	268 228 900		
Kärcher	wet/dry vacuum cleaner	IVC 60/12-1Tact EC	268 228 910		
Kärcher	wet/dry vacuum cleaner	IVC60/24-2 Tact²	268 228 910		
Kärcher	wet/dry vacuum cleaner	IVC60/24-2 Tact²Lp	268 228 910		
Kärcher	wet/dry vacuum cleaner	IVC60/30 Tact²	268 228 910		
Kärcher	wet/dry vacuum cleaner	NT65/2 Tact²	268 228 910		
Kärcher	wet/dry vacuum cleaner	NT65/2 Tact² Tc	268 228 910		
Kärcher	wet/dry vacuum cleaner	NT75/2 Tact² Me	268 228 910		
Kärcher	wet/dry vacuum cleaner	NT75/2 tact² MeTc	268 228 910		
LAVOR	vacuum cleaner	GBX 22; GBX 32	268 263 810		
LAVOR	vacuum cleaner	Genio	268 263 810		
LAVOR	vacuum cleaner	GN 22; GN 32	268 263 810		
LAVOR	vacuum cleaner	GNX 22; GNX 32	268 263 810		
LAVOR	vacuum cleaner	Nilo	268 263 810		
PROTOOL	vacuum cleaner	VCP 250 E	268 263 510		
PROTOOL	vacuum cleaner	VCP 260 E-L		268 263 520	
PROTOOL	vacuum cleaner	VCP 260 E-M		268 263 520	
PROTOOL	vacuum cleaner	VCP 32 E			
ROWENTA	multipurpose vacuum cleaner	BP 61	268 269 000		
ROWENTA	multipurpose vacuum cleaner	Bully	268 269 000		
ROWENTA	multipurpose vacuum cleaner	Collecto	268 269 000		
ROWENTA	multipurpose vacuum cleaner	Multicraft (ZR-70)	268 269 000		
ROWENTA	multipurpose vacuum cleaner	NT-Serie (ZR-70)	268 269 000		
ROWENTA	multipurpose vacuum cleaner	RB-Serie (ZR-70)	268 269 000		
ROWENTA	multipurpose vacuum cleaner	ZR 80; ZR 81	268 269 000		
THOMAS	wet/dry vacuum cleaner	820	268 269 100		
THOMAS	wet/dry vacuum cleaner	1620	268 269 100		
THOMAS	wet/dry vacuum cleaner	1020; 1030; 1031	268 269 100		
THOMAS	wet/dry vacuum cleaner	1043 LG	268 269 100		
THOMAS	wet/dry vacuum cleaner	1120 comfort	268 269 100		
THOMAS	wet/dry vacuum cleaner	1120; 1130	268 269 100		
THOMAS	wet/dry vacuum cleaner	1218 plus	268 269 100		
THOMAS	wet/dry vacuum cleaner	1220 plus	268 269 100		
THOMAS	wet/dry vacuum cleaner	1220 S	268 269 100		
THOMAS	wet/dry vacuum cleaner	1220; 1231; 1243	268 269 100		
THOMAS	wet/dry vacuum cleaner	1231 E	268 269 100		
THOMAS	wet/dry vacuum cleaner	1250 S	268 269 100		
THOMAS	wet/dry vacuum cleaner	1320; 1330	268 269 100		
THOMAS	wet/dry vacuum cleaner	1445 S	268 269 100		
THOMAS	wet/dry vacuum cleaner	1518; 1520	268 269 100		
THOMAS	wet/dry vacuum cleaner	1520 C	268 269 100		
THOMAS	wet/dry vacuum cleaner	1520 plus	268 269 100		
THOMAS	wet/dry vacuum cleaner	1620 C	268 269 100		
THOMAS	wet/dry vacuum cleaner	786/B	268 269 100		
THOMAS	wet/dry vacuum cleaner	826 SD; 826 SDE	268 269 100		
THOMAS	wet/dry vacuum cleaner	920; 926	268 269 100		
THOMAS	wet/dry vacuum cleaner	931 SL	268 269 100		
THOMAS	wet/dry vacuum cleaner	Bravo 20 Biturbo	268 269 100		
THOMAS	wet/dry vacuum cleaner	Compact 20; 20R; 20S	268 269 100		
THOMAS	wet/dry vacuum cleaner	Hobby 1000	268 269 100		
THOMAS	wet/dry vacuum cleaner	Hobby Vac	268 269 100		
THOMAS	wet/dry vacuum cleaner	Inox 1220	268 269 100		
THOMAS	wet/dry vacuum cleaner	Inox 20 Professional	268 269 100		
THOMAS	wet/dry vacuum cleaner	Inox 30 Professional	268 269 100		
THOMAS	wet/dry vacuum cleaner	Junior 1216; 1230; 1516	268 269 100		

Symbols TYP type

Cartridge filter allocation for cleaning devices

Manufacturer	TYP	device	absolute filter	micro filter	filter screen
THOMAS	wet/dry vacuum cleaner	Multivac Studio 1030 E	268 269 100		
THOMAS	wet/dry vacuum cleaner	Multivac Studio 1035	268 269 100		
THOMAS	wet/dry vacuum cleaner	Multivac Studio 1235	268 269 100		
THOMAS	wet/dry vacuum cleaner	Power Boy 1218	268 269 100		
THOMAS	wet/dry vacuum cleaner	Power Edition 1530	268 269 100		
THOMAS	wet/dry vacuum cleaner	Silverstar 1220; 1235	268 269 100		
THOMAS	wet/dry vacuum cleaner	Studio 1030	268 269 100		
THOMAS	wet/dry vacuum cleaner	Super 30	268 269 100		
THOMAS	wet/dry vacuum cleaner	Super 30 R	268 269 100		
THOMAS	wet/dry vacuum cleaner	Super 30 S	268 269 100		
THOMAS	wet/dry vacuum cleaner	Syntho	268 269 100		
THOMAS	wet/dry vacuum cleaner	Twin	268 269 100		
THOMAS	wet/dry vacuum cleaner	Vario 20	268 269 100		
THOMAS	wet/dry vacuum cleaner	Vario 20 S	268 269 100		
TOP-CRAFT	wet/dry vacuum cleaner	NT 0506; NT 0507; NT 0609	268 269 300		

Vacuum motors

Applies to all wet and dry motors

» 2-ball bearings

» Double insulation

» Insulation class "B"

limited stock



1 stage. 230 V / 50 Hz.
Cable type 3 enclosed

R+M Nr.	TYP	W	↕	T↕	∅	VPE
262 101	069200001	1,000	144	45	144	1



1 stage with waste air pipe & base. Voltage: 24 V.
Cable pre-installed

R+M Nr.	TYP	W	↕	T↕	∅	VPE
262 037 131	119 652-29	370	166	52	144	1
262 037 132	universal	370	152	52	144	1
262 037 132 006	universal	370	152	52	144	6



1 stage. 230 V / 50 Hz.
Cable pre-installed

R+M Nr.	TYP	W	↕	T↕	∅	VPE
262 110 004	universal	1,100	142	46	144	1
262 110 004 006	universal	1,100	142	46	144	6

limited stock



1 stage with waste air pipe and base.
230 V / 50 Hz. Cable type 3 enclosed

R+M Nr.	TYP	W	↕	T↕	∅	VPE
262 090 131	069400001	1,000	147	49	144	1

Symbols W watt ↕ height T↕ turbine height ∅ diameter TYP type VPE Verpackungseinheit

Vacuum motors



1 stage. 230 V / 50 Hz.
Cable type 2 enclosed

R+M Nr.	TYP	W	↕	T↕	⌀	VPE
262 110 101	061200219 / 6110930052	1,100	133	49	148	1

limited stock



2 stage. 24 V.
Cable pre-installed

R+M Nr.	TYP	W	↕	T↕	⌀	VPE
262 050 230	069103006	500	171	68	144	1

new



2 stage. 230 V / 50 Hz.
Cable type 1 enclosed

R+M Nr.	TYP	W	↕	T↕	⌀	VPE
262 080 103	universal	800	168	67	144	1
262 080 103 006	universal	800	168	67	144	6
262 100 103	universal	1,000	174	67	144	1
262 100 103 006	universal	1,000	174	67	144	6
262 120 103	universal	1,200	175	66	144	1
262 120 103 006	universal	1,200	175	66	144	6
262 120 303	universal	1,200	168	67	144	1
262 120 303 006	universal	1,200	168	67	144	6
262 120 704	universal	1,200	174	67	144	1
262 120 704 006	universal	1,200	174	67	144	6

With thermal safety device

R+M Nr.	TYP	W	↕	T↕	⌀	VPE
262 120 203	universal	1,200	178	72	144	1
262 120 203 006	universal	1,200	178	72	144	6
262 140 103	universal	1,400	176	72	144	1
262 140 103 006	universal	1,400	176	72	144	6



2 stage. 230 V / 50 Hz.
Cable type 1 enclosed

R+M Nr.	TYP	W	↕	T↕	⌀	VPE
262 080 102	361	800	163	72	144	1
262 100 102	7568	1,000	170	72	144	1
262 120 102	7778-5	1,200	178	72	144	1
262 120 302	7363-12	1,200	163	72	144	1
262 120 702	586-2	1,200	170	67	144	1

With thermal safety device

R+M Nr.	TYP	W	↕	T↕	⌀	VPE
262 120 202	7778-4	1,200	178	72	144	1
262 140 102	7788	1,400	176	72	144	1



2 stage. 230 V / 50 Hz.
Cable type 2 enclosed

R+M Nr.	TYP	W	↕	T↕	⌀	VPE
262 100 202	BDS 10302 / 6110930135	1.000	167	70	144	1
262 120 602	BDS 12382 / 6110930141	1.200	176	70	144	1

Vacuum motors



2 stage. 230 V / 50 Hz.
Cable pre-installed

R+M Nr.	TYP	W	↕	T↕	⌀	VPE
262 110 103	universal	1,100	173	66	145	1
262 110 103 006	universal	1,100	173	66	145	6



2 stage. 230 V / 50 Hz.
Cable pre-installed

R+M Nr.	TYP	W	↕	T↕	⌀	VPE
262 110 002	570	1,100	175	60	144	1



2 stage. 230 V / 50 Hz.
Cable type 2 enclosed

R+M Nr.	TYP	W	↕	T↕	⌀	VPE
262 120 502	A210	1,200	181	67	144	1



2 stage. 230 V / 50 Hz.
Cable pre-installed

R+M Nr.	TYP	W	↕	T↕	⌀	VPE
262 120 802	universal	1,200	170	66	144	1
262 120 804 006	universal	1,200	170	66	144	6



3 stage with waste air pipe. 230 V / 50 Hz.
Cable pre-installed

R+M Nr.	TYP	W	↕	T↕	⌀	VPE
262 160 103	116 136-00	1,600	198	87	183	1



2 stage. 230 V / 50 Hz.
Cable pre-installed

R+M Nr.	VPE	W	↕	T↕	⌀	VPE
262 120 902	universal	1,200	172	66	148	1
262 120 902 006	universal	1,200	172	66	148	6

Symbols W watt ↕ height T↕ turbine height ⌀ diameter TYP type

Vacuum motors



2 stage with waste air pipe and base.
Voltage: 24 V. Cable pre-installed

R+M Nr.	TYP	W	↕	T↕	∅	VPE
262 043 213	universal	430	170	69	144	1
262 043 213 006	universal	430	170	69	144	6



3 stage with waste air pipe. Cable pre-installed.
262 064 113 : 24/50 Hz. 262 074 113 : 36/50 Hz

R+M Nr.	TYP	W	↕	T↕	∅	VPE
262 064 113	116 515-13	640	199	91	144	1
262 074 113	116 513-13	740	199	91	144	1



2 stage with waste air pipe. 24 V.
Cable pre-installed

R+M Nr.	TYP	W	↕	T↕	∅	VPE
262 043 112	116 157-00	430	165	69	145	1
262 043 113	universal	430	165	69	145	1
262 043 113 006	universal	430	165	69	145	6



2 stage with waste air pipe. 24 V.
Cable pre-installed

R+M Nr.	TYP	W	↕	T↕	∅	VPE
262 050 112	63265R	500	168	72	144	1



1 stage. 230 V / 50 Hz.
Cable pre-installed

R+M Nr.	TYP	W	↕	T↕	∅	VPE
262 120 104	402-6	1,200	128	42	134	1



1 stage. 230 V / 50 Hz.
Cable type 1 enclosed

R+M Nr.	TYP	W	↕	T↕	∅	VPE
262 150 104	404-2	1,500	128	42	134	1



1 stage. 230 V / 50 Hz.
Without cable, (Cable type 1 optional)

R+M Nr.	TYP	W	↕	T↕	∅	VPE
262 120 703	063700003 / 6110930052	1,200	136	46	143	1
262 120 701	064200001 / 6110820039	1,200	131	45	127	1

Vacuum motors



1 stage. 230 V / 50 Hz.
Without cable, (Cable type 1 optional)

R+M Nr.	TYP	W	↕	T↕	⌀	VPE
262 100 001	063200074 / 6210820033	1,050	122	45	130	1
262 100 002	universal	1,050	122	45	130	1
262 100 002 006	universal	1,050	122	45	130	6



1 stage. 230 V / 50 Hz.
Without cable, (Cable type 1 optional)

R+M Nr.	TYP	W	↕	T↕	⌀	VPE
262 120 801	063200085 / 6210820036	1,200	128	51	132	1

Further vacuum motors are available on request.

Vacuum motor cable



Cable lug 6.3 : cable lug 4.8.
Cable 500 mm.
Cable type 1

R+M Nr.
262 000 001



Fork 3.5 : open.
Cable 300 mm.
Cable type 2

R+M Nr.
262 000 002



Wire end ferrule 2.8 : open.
Cable 300 mm.
Cable type 3

R+M Nr.
262 000 003

Carbon brushes



R+M Nr.	suitable for R+M Nr.
262 000 102	262 080 102
262 000 102	262 100 102
262 000 102	262 120 102
262 000 102	262 120 202
262 000 102	262 120 302
262 000 202	262 140 102
262 000 202	262 120 702
262 000 402	262 100 202
262 000 402	262 120 602



R+M Nr.	suitable for R+M Nr.
262 000 502	262 100 001
262 000 101	262 110 002
262 120 1	262 101
262 120 1	262 120
262 120 3	262 120 902

Seal



Rubber ring. For sealing and heightening the motor

R+M Nr.	⌀	↕
267 158 0	144 mm	20 mm

Motor cover



Cover for vacuum motors: 262 101, 262 120, 262 120 402, 262 120 502, 262 120 104

R+M Nr.
262 000 600

Motor allocation for vacuum motors

There are many new vacuum motors in the range - further models are available on request!

R+M Nr.	suitable for	VPE	TYP
262 100 102	Ackermann & Schmitt	1	Flex S 34
262 100 103 006	Ackermann & Schmitt	6	Flex S 34
262 120 802	Ackermann & Schmitt	1	Flex S 36 . S 38 K
262 120 804 006	Ackermann & Schmitt	6	Flex S 36 . S 38 K
262 160 103	Active	1	Pro . Pro Plus
262 050 230*	Adiatek	1	Amber 66 - 24 Volt . Jade 50 . Jade 55 . Jade 55 C . Ruby 45 . Ruby 55
262 064 113	Adiatek	1	Coral 65
262 100 102	AL-CO	1	Jet Stream
262 100 103 006	AL-CO	6	Jet Stream
262 110 001*	AL-CO	1	Alto-Nr. 47751
262 110 004 006	AL-CO	6	Alto-Nr. 47751
262 043 213 006	Alto	6	Encore L 17 . Encore S 17
262 050 112*	Alto	1	SSB 430 . SSB 540 . SSB 540 S . SSB 600 . SSE 600 . SSB 660 M . SSB 800 . SSE 800
262 050 112*	Alto	1	Vision 17 E . Vision 17 B . Vision 20 E . Vision 21i . Vision V . Vision 26i . Vision 26 ix
262 080 102	Alto	1	M 1 . M 2 . M 2S-FA . M 2 AE . M 2 SW-K1
262 080 103 006	Alto	6	M 1 . M 2 . M 2S-FA . M 2 AE . M 2 SW-K1
262 100 102	Alto	1	1001 . 1001 Euro . 1001 KL . 1001 SA . 1001AE . 1001AE F . 1001 SA-K1 . 1001-SW-ICH . 1001-SWE-ICH
262 100 102	Alto	1	XL . XL-E . XL-25 . XL-SW-IH . XL-SWE-IH . XL-SW-K1
262 100 102	Alto	1	SQ 450-1H . SQ 650-1H . turbo 1001 . turbo 1001 Euro . turbo 1001 KI . turbo 1001 SA . turbo 1001 AE . turbo 1001 AE/F . turbo 1001 SA/KI . turbo 1001 SW/ICH . turbo 1001 SWE/ICH . turbo M1 . turbo M2 . turbo XL...
262 100 103 006	Alto	6	1001 . 1001 Euro . 1001 KL . 1001 SA . 1001AE . 1001AE F . 1001 SA-K1 . 1001-SW-ICH . 1001-SWE-ICH
262 100 103 006	Alto	6	XL . XL-E . XL-25 . XL-SW-IH . XL-SWE-IH . XL-SW-K1
262 100 103 006	Alto	6	SQ 450-1H . SQ 650-1H . turbo 1001 . turbo 1001 Euro . turbo 1001 KI . turbo 1001 SA . turbo 1001 AE . turbo 1001 AE/F . turbo 1001 SA/KI . turbo 1001 SW/ICH . turbo 1001 SWE/ICH . turbo M1 . turbo M2 . turbo XL...
262 120 202	Alto	1	SB 680 . SB 710 . SB 711
262 120 203 006	Alto	6	SB 680 . SB 710 . SB 711
262 120 202	Alto	1	Attix 3 (until model 2007) . Attix 4 . Attix 5 (until model 2007) . Attix 6 . Attix 7 . Attix 9 (until model 2007) . Attix 350-01/Attix 360-21/Attix 360-2M
262 120 203 006	Alto	6	Attix 3 (until model 2007) . Attix 4 . Attix 5 (until model 2007) . Attix 6 . Attix 7 . Attix 9 (until model 2007) . Attix 350-01/Attix 360-21/Attix 360-2M
262 120 202	Alto	1	SQ 400 . SQ 450 . SQ 450 . SQ 500 . SQ 550 . SQ 600 . SQ 650 . SQ 651-11 . Turbo SR-C . Turbo SR-U
262 120 203 006	Alto	6	SQ 400 . SQ 450 . SQ 450 . SQ 500 . SQ 550 . SQ 600 . SQ 650 . SQ 651-11 . Turbo SR-C . Turbo SR-U
262 120 102	Alto	1	Attix 3.. (bis 2007), Attix 4.., Attix 5.. (bis 2007), Attix 6.., Attix 7.., Attix 9.. (until 2007), SB 710, SB 711, SB 680, SQ 400, SQ 450-11, SQ 450-21, SQ 450-31, SQ 450-1M, SQ 450-3M, SQ 450-3H, SQ 500, SQ 550-11, SQ 550-21, SQ 550-31, SQ 600, SQ 650-11, SQ 650-61, SQ 650-71, SQ 650-1M, SQ 650-3M, SQ 650-3H, SQ 651-11, Turbo SR-C, Turbo SR-U
262 120 103 006	Alto	6	Attix 3.. (until 2007), Attix 4.., Attix 5.. (until 2007), Attix 6.., Attix 7.., Attix 9.. (until 2007), SB 710, SB 711, SB 680, SQ 400, SQ 450-11, SQ 450-21, SQ 450-31, SQ 450-1M, SQ 450-3M, SQ 450-3H, SQ 500, SQ 550-11, SQ 550-21, SQ 550-31, SQ 600, SQ 650-11, SQ 650-61, SQ 650-71, SQ 650-1M, SQ 650-3M, SQ 650-3H, SQ 651-11, Turbo SR-C, Turbo SR-U
262 140 102	Alto	1	SB Station 2000 . SB Station TA 00 . SQ 850-11
262 140 103 006	Alto	6	SB Station 2000 . SB Station TA 00 . SQ 850-11
262 064 113	Alto Clarke	1	V17 . V20 . V21 . Vision V . Encore 24 . Encore 26 . Encore 20L . Encore 20S
262 074 113	Alto Clarke	1	V26 . V32 . Encore 28 . Encore 33 . Encore 38
262 110 001*	Alto Wap	1	ST 10.20
262 110 004 006	Alto Wap	6	ST 10.20
262 120 701	Alto Wap	1	Maxxi WD
262 160 103	Ashbys	1	Commander
262 080 102	AWA	1	Saugboy
262 080 103 006	AWA	6	Saugboy
262 100 102	AWA	1	Saugboy Compact
262 100 103 006	AWA	6	Saugboy Compact
262 120 102	BOSCH	1	GAS 25 GAS 50 GAS 50M

Symbols TYP type VPE packing unit

Motor allocation for vacuum motors

R+M Nr.	suitable for	VPE	TYP
262 120 103 006	BOSCH	6	GAS 25 GAS 50 GAS 50M
262 110 102	CFM	1	127 (2 motors) . 137 (3 motors)
262 110 103 006	CFM	6	127 (2 motors) . 137 (3 motors)
262 050 230*	Cimex	1	EB 600
262 043 112	Clarke	1	1700 . 2000
262 043 113 006	Clarke	6	1700 . 2000
262 043 212	Clarke	1	2000
262 043 213 006	Clarke	6	
262 050 112*	Clarke	1	1700
262 050 230*	Clarke	1	TB 18
262 064 113	Clarke	1	AD 240 . V 20 . V 21 . Vision V
262 074 113	Clarke	1	AD 280 . V 26 . V 32
262 043 213 006	Cleanfix	6	RA 400 . RA 530 B
262 050 112*	Cleanfix	1	RA 55 B 50 . RA 80 B . RA 410 B . RA 430 B . RA 501 B . RA 561 B . RA 700 B . RA 800 . RA 900
262 100 001	Cleanfix	1	RS 05 . S 12+
262 100 002 006	Cleanfix	6	RS 05 . S 12+
262 043 112	Cleanfix	1	RA 430 B
262 043 113 006	Cleanfix	6	RA 430 B
262 100 001	Cleanfix	1	RS 05 . S 12 + . RA 430 B
262 100 002 006	Cleanfix	6	RS 05 . S 12 + . RA 430 B
262 043 112	Columbus	1	RA 55 B 50 . RA 80 B
262 043 113 006	Columbus	6	RA 55 B 50 . RA 80 B
262 050 112*	Columbus	1	RA 55 B 50 . RA 80 B
262 050 230*	Columbus	1	BF 42
262 064 113	Columbus	1	RA 66 . ARA 80 BM 100 . ARA 80 BM 150
262 110 102	Columbus	1	RA 43 . SW 2000 . SW 3000 . SW 53
262 110 103 006	Columbus	6	RA 43 . SW 2000 . SW 3000 . SW 53
262 120 801	Columbus	1	ST 7
262 120 701	Columbus	1	RS 27 . ST 22
262 120 702	Columbus	1	RS 27 . ST 22
262 120 704 006	Columbus	6	RS 27 . ST 22
262 037 131	Comac	1	Abila 17 . Abila 42 . Abila 45 . Abila 52
262 037 132 006	Comac	6	Abila 17 . Abila 42 . Abila 45 . Abila 52
262 043 112	Comac	1	CB 40 . CB 50 . L 17 B . L 17-41 B . S 42 B . L17 . 41B . Simpla 45 . Simpla 50
262 043 113 006	Comac	6	CB 40 . CB 50 . L 17 B . L 17-41 B . S 42 B . L17 . 41B . Simpla 45 . Simpla 50
262 050 112*	Comac	1	CB 40 . CB 50 . L 17 B . L 17-41 B . S 42 B . L17 . 41B . Simpla 45 . Simpla 50
262 050 230*	Comac	1	L 20 . L 24 B . LB 20
262 074 113	Comac	1	C 83 B . C 85 B . C 100 B . C 104 B . C 125 . Flexy 75 . Flexy 85 . Tripla 65 . Tripla 75
262 100 102	Comac	1	CA 30 . CA 80
262 100 103 006	Comac	6	CA 30 . CA 80
262 043 213 006	Comac	6	Simpla 45 . Simpla 50
262 043 112	Dulevo	1	Hydro 18 . Hydro 20
262 043 113 006	Dulevo	6	Hydro 18 . Hydro 20
262 043 213 006	Electrolux	6	34 SB . 355 B
262 100 001	Elektrolux	1	Z 910
262 100 002 006	Elektrolux	6	Z 910
262 160 103	Elite	1	dl . 2000
262 120 102	Fein	1	SQ 450-21
262 120 103 006	Fein	6	SQ 450-21
262 120 202	Fein	1	SQ 450-21
262 120 203 006	Fein	6	SQ 450-21
262 110 001*	Festo / Festool	1	CTL Midi
262 110 004 006	Festo / Festool	6	CTL Midi
262 100 102	Festool	1	SR 5 E . SR 5 E -AS . SR 5 LE - AS . SR 6 E-AS . SR 12 E-AS . SR 12 LE-AS . SR 13 E . SR 14 E-AS
262 100 103 006	Festool	6	SR 5 E . SR 5 E -AS . SR 5 LE - AS . SR 6 E-AS . SR 12 E-AS . SR 12 LE-AS . SR 13 E . SR 14 E-AS
262 100 102	Festool	1	SR 14 LE-AS . SR 15 E
262 100 103 006	Festool	6	SR 14 LE-AS . SR 15 E
262 120 102	Festool	1	CTL 22 E . SR 212 LE-AS . SRH 204 E-AS
262 120 103 006	Festool	6	CTL 22 E . SR 212 LE-AS . SRH 204 E-AS
262 120 202	Festool	1	SR 151E-AS . SR 151 LE-AS . SRM 152 E-AS . SRH 153 . SR 200 E . SR 201 E-AS . SR 201 LE-AS
262 120 203 006	Festool	6	SR 151E-AS . SR 151 LE-AS . SRM 152 E-AS . SRH 153 . SR 200 E . SR 201 E-AS . SR 201 LE-AS

Motor allocation for vacuum motors

There are many new vacuum motors in the range - further models are available on request!

R+M Nr.	suitable for	VPE	TYP
262 120 202	Festool	1	SR 202 E-AS . SE 203 E-AS . SR 203 LE-AS . SR 301 L-AS . SE 301 LE-AS . SR 302 E-AS . SR 303 E-AS
262 120 203 006	Festool	6	SR 202 E-AS . SE 203 E-AS . SR 203 LE-AS . SR 301 L-AS . SE 301 LE-AS . SR 302 E-AS . SR 303 E-AS
262 120 202	Festool	1	SR 212 . SR 312 . SRH 204 E-AS . SR 212 LE-AS . SRH 204 E-AS
262 120 203 006	Festool	6	SR 212 . SR 312 . SRH 204 E-AS . SR 212 LE-AS . SRH 204 E-AS
262 120 802	Festool	1	CT 22, CT 33, CTL 22 E/SR 15 TE-AS, SR 151 LE-AS, SR 200 E, SR 201 LE-AS, SR 202 LE-AS, SR 202 E-AS, SR 212,
262 120 804 006	Festool	6	CT 22, CT 33, CTL 22 E/SR 15 TE-AS, SR 151 LE-AS, SR 200 E, SR 201 LE-AS, SR 202 LE-AS, SR 202 E-AS, SR 212
262 120 802	Festool	1	SR 212 LE-AS, SR 301 L-AS, SR 302 E-AS, SR 303 E-AS, SRM152 E-AS, SRH 153, SHR 201 E-AS, SE 203 E-AS, SE 203
262 120 804 006	Festool	6	SR 212 LE-AS, SR 301 L-AS, SR 302 E-AS, SR 303 E-AS, SRM152 E-AS, SRH 153, SHR 201 E-AS, SE 203 E-AS, SE 203
262 120 802	Festool	1	LE-AS, SHR 204 E-AS, SE 301 LE-AS
262 120 804 006	Festool	6	LE-AS, SHR 204 E-AS, SE 301 LE-AS
262 037 131	Fimap	1	Mini
262 037 132 006	Fimap	6	Mini
262 043 213 006	Fimap	6	42 . 452 . 52 . 502 . 53 BTM . Gamma 50
262 064 113	Fimap	1	Gamma 65
262 074 113	Fimap	1	Magna 100 S
262 050 112*	Fiorentini	1	Monodisco S 45 B . Monodisco S 53 B
262 050 230*	Fiorentini	1	ICM 21 . ICM 26 B
262 120 702	Flex	1	S 47
262 120 704 006	Flex	6	S 47
262 100 102	Flex-Ackermann	1	Flex S 34
262 100 103 006	Flex-Ackermann	6	Flex S 34
262 120 102	Flex-Ackermann	1	Flex S 38 K
262 120 103 006	Flex-Ackermann	6	Flex S 38 K
262 120 202	Flex-Ackermann	1	Flex S 38 K
262 120 203 006	Flex-Ackermann	6	Flex S 38 K
262 043 213 006	Floor	6	Shark 45 . Shark 54 . Shark 60
262 050 112*	Floor	1	54 ECO
262 074 113	Floor	1	450 . 530
262 037 131	Floordress	1	S 12 +
262 037 132 006	Floordress	6	S 12 +
262 100 001	Floordress	1	S 12 +
262 100 002 006	Floordress	6	S 12 +
262 043 112	Floorpul	1	AM116157.13
262 043 113 006	Floorpul	6	AM116157.13
262 043 213 006	Floorpul	6	AM116157.29
262 064 113	Floorpul	1	AM116515.13
262 074 113	Floorpul	1	AM116513.13
262 120 502	Früh	1	Ronda 200
262 043 112	Gansow	1	35 BF 46
262 043 113 006	Gansow	6	35 BF 46
262 050 112*	Gansow	1	35 BF 46
262 110 102	Ghibli	1	AS10 . AS27 . AS59 . AS59P . AS60
262 110 103 006	Ghibli	6	AS10 . AS27 . AS59 . AS59P . AS60
262 120 502	Ghibli	1	AS 400
262 120 701	Ghibli	1	GHIBLI 2505325
262 120 702	Ghibli	1	Hilti VC20 . VC 40 (older model)
262 120 704 006	Ghibli	6	Hilti VC20 . VC 40 (older model)
262 120 902	Ghibli	1	AS 400
262 100 001	Ghibli	1	AS 6
262 100 002 006	Ghibli	6	AS 6
262 120 701	Ghibli	1	AS 9 . SP 8
262 064 113	Gutbrod	1	NRA 600 BAE
262 043 212	Hako	1	B 43 . B 43 Super . B 55 . B 65 . B 75 . B 85 . B 450 . B 530 . B 550 . B 650 . B 750 . B 850
262 043 213 006	Hako	6	B 43 . B 43 Super . B 55 . B 65 . B 75 . B 85 . B 450 . B 530 . B 550 . B 650 . B 750 . B 850
262 050 230*	Hako	1	SBR 50 . SBR 60

Symbols TYP type VPE packing unit

Motor allocation for vacuum motors

R+M Nr.	suitable for	VPE	TYP
262 074 113	Hako	1	B 90 . BS 100 . Hakomatic 100 . Hakomatic 130 . Hakomatic 1000-100 . Hakomatic 1000-130
262 110 102	Hako	1	E 350
262 110 103 006	Hako	6	E 350
262 120 102	Hako	1	VC 380 H . VC 380 W . VC 500 W . VC 640 S . VC 640 W
262 120 103 006	Hako	6	VC 380 H . VC 380 W . VC 500 W . VC 640 S . VC 640 W
262 120 202	Hako	1	VC 380 H . VC 380 W . VC 500 W . VC 640 S . VC 640 W
262 120 203 006	Hako	6	VC 380 H . VC 380 W . VC 500 W . VC 640 S . VC 640 W
262 120 701	Hako	1	Super Vac L 1-30
262 120 802	Hako	1	VC 380 H, VC 380 W, VC 500 W, VC 640 S, VC 640 W
262 120 804 006	Hako	6	VC 380 H, VC 380 W, VC 500 W, VC 640 S, VC 640 W
262 140 102	Hako	1	VC 800 W
262 140 103 006	Hako	6	VC 800 W
262 064 113	Hefter	1	ST 81 . ST 111
262 043 112	Henkel	1	BA 4300
262 043 113 006	Henkel	6	BA 4300
262 120 102	Hilti	1	WVC 40-M
262 120 103 006	Hilti	6	WVC 40-M
262 120 202	Hilti	1	WVC 40-M
262 120 203 006	Hilti	6	WVC 40-M
262 120 802	Hilti	1	WVC 40-M
262 120 804 006	Hilti	6	WVC 40-M
262 100 001	Hitachi	1	CV 200 CV 300
262 100 002 006	Hitachi	6	CV 200 CV 300
262 120 801	Igefa	1	VC 14
262 100 001	Igefa	1	VC 14
262 100 002 006	Igefa	6	VC 14
262 110 102	IPC	1	Cleantime 12
262 110 103 006	IPC	6	Cleantime 12
262 043 112	Kärcher	1	BD 450 . BD 550 . BR 530 . BR 550 . BR 700 (24V-BAT)
262 043 113 006	Kärcher	6	BD 450 . BD 550 . BR 530 . BR 550 . BR 700 (24V-BAT)
262 050 112*	Kärcher	1	B 60 . BD 90/140 R . BD 550 . BD 750 . BR 75/140 R ECO . BR 90/140 R . BR 530 . BR 550 (24V-BAT) . BR 700 . BR 750
262 074 113	Kärcher	1	BD 700 . BR 700
262 080 102	Kärcher	1	BR 400 . DUO SB
262 080 103 006	Kärcher	6	BR 400 . DUO SB
262 101*	Kärcher	1	NT 221 . NT 351 . NT 361
262 110 101	Kärcher	1	6.490-110
262 110 102	Kärcher	1	NT 601 . NT 651 . NT 800 . NT 801
262 110 103 006	Kärcher	6	NT 601 . NT 651 . NT 800 . NT 801
262 120 102	Kärcher	1	DUO SB Serie
262 120 103 006	Kärcher	6	DUO SB Serie
262 120 104	Kärcher	1	A 2200 . WD 5.400 . WD 5.500 . WD 5.600
262 120 702	Kärcher	1	NT 361 ECO . NT 561 ECO . NT65/2 ECO . NT 72/2 ECO
262 120 703	Kärcher	1	NT 14-1 . NT 25-1 . NT 35-1 . NT 45-1 . NT 55-1 . 6.490-166.0
262 120 704 006	Kärcher	6	NT 14-1 . NT 25-1 . NT 35-1 . NT 45-1 . NT 55-1 . 6.490-166.0
262 120 802	Kärcher	1	T 201
262 120 804 006	Kärcher	6	T 201
262 160 103	Kärcher	1	Puzzi Profi K . Puzzi Profi 200
262 110 001*	Kärcher	1	2501 . 2801 . A 2800 . 2001 . 2501 . NT 200 . NT 221 . NT 301 . NT 351 . NT 27-1
262 110 004 006	Kärcher	6	2501 . 2801 . A 2800 . 2001 . 2501 . NT 200 . NT 221 . NT 301 . NT 351 . NT 27-1
262 100 001	Kärcher	1	T12-1
262 100 002 006	Kärcher	6	T12-1
262 120 701	Kärcher	1	SV 1902 . SV 1820
262 100 001	Kenter Kenbo	1	Silent 25 S Plus
262 100 002 006	Kenter Kenbo	6	Silent 25 S Plus
262 140 102	Kistool	1	1515 N
262 140 103 006	Kistool	6	1515 N
262 074 113	Kleenrite	1	HX 5120
262 100 102	Makita	1	441
262 100 103 006	Makita	6	441
262 120 102	Makita	1	443 . 444 M . 447 L

Motor allocation for vacuum motors

R+M Nr.	suitable for	VPE	TYP
262 120 103 006	Makita	6	443 . 444 M . 447 L
262 120 202	Makita	1	443 . 444 M . 447 L
262 120 203 006	Makita	6	443 . 444 M . 447 L
262 120 802	Makita	1	443, 444 M
262 120 804 006	Makita	6	443, 444 M
262 043 112	Minuteman	1	170
262 043 113 006	Minuteman	6	170
262 064 113	Minuteman	1	200 . 340
262 074 113	Minuteman	1	320 . 3200 . 3800
262 043 213 006	Nilco	6	E 400 . E 410 . E480
262 050 112*	Nilco	1	430 B
262 101*	Nilco	1	S 18
262 110 102	Nilco	1	445
262 110 103 006	Nilco	6	445
262 140 102	Nilco	1	GS 1725
262 140 103 006	Nilco	6	GS 1725
262 110 001*	Nilco	1	S 17 NT . S 18 . S 32
262 110 004 006	Nilco	6	S 17 NT . S 18 . S 32
262 043 112	Nilfisk-Advance	1	BA 450 . BA 530 . BA 600 . BA 650 . SSB 430 . SSB 480 . SSB 540 . SSB 540 S . SSB 600 . SSE
262 043 113 006	Nilfisk-Advance	6	BA 450 . BA 530 . BA 600 . BA 650 . SSB 430 . SSB 480 . SSB 540 . SSB 540 S . SSB 600 . SSE
262 043 213 006	Nilfisk-Advance	6	W 345
262 050 112*	Nilfisk-Advance	1	BA 430 . BA 450 . BA 451 . BA 530 . BA 531 . BA 600 . BA 650
262 064 113	Nilfisk-Advance	1	BR 700 . BR 750 . BR 850 . BR 1000 . Trac 240
262 074 113	Nilfisk-Advance	1	AR 4100 . Trac 280 . BA 700 S . BA 800 . BR 850
262 100 001	Nilfisk-Advance	1	GD 1000 . GMP Serie . Viking GD 110 . GM 80
262 100 002 006	Nilfisk-Advance	6	GD 1000 . GMP Serie . Viking GD 110 . GM 80
262 100 102	Nilfisk-Advance	1	UZ 878
262 100 103 006	Nilfisk-Advance	6	UZ 878
262 120 102	Nilfisk-Advance	1	IVB . 3
262 120 103 006	Nilfisk-Advance	6	IVB . 3
262 120 202	Nilfisk-Advance	1	IVB . 3
262 120 203 006	Nilfisk-Advance	6	IVB . 3
262 120 502	Nilfisk-Advance	1	WD 200
262 120 701	Nilfisk-Advance	1	GWD 375 . GWD 350
262 120 801	Nilfisk-Advance	1	Bacuum . GD 1000 . GD 2000 . GMP Serie . GS 82 . King GM 200 . King GM 300 . GM 80
262 120 802	Nilfisk-Advance	1	IVB/3
262 120 804 006	Nilfisk-Advance	6	IVB/3
262 120 902	Nilfisk-Advance	1	WD 200
262 043 213 006	Nilfisk-Alto	6	2000 . Encore S 17 . L 17
262 050 112*	Nilfisk-Alto	1	SSB 400 . SSB 430 . SSB 480 . SSB 480 W . SSB 540 . SSB 540 S . SSB 600 . SSE 600 . SSB 660 M . SSB 80 [...]
262 050 112*	Nilfisk-Alto	1	Scrubtec 343 B . B Combi . E . Vision 17 E+B . Vision 20 E . Vision 21i . Vision V . Vision 26i + [...]
262 064 113	Nilfisk-Alto	1	Encore 24 . Encore 26 . Encore L 20 (24 version) . Encore S 20 (24 Volt)
262 074 113	Nilfisk-Alto	1	Encore 28 . Encore 33 . Encore 38 . R 38 . Scrubtec 770 S . Vision 26 . Vision 32
262 110 001*	Nilfisk-Alto	1	ST 10.20 . ST Aero . Alto-Nr. 47751
262 110 004 006	Nilfisk-Alto	6	ST 10.20 . ST Aero . Alto-Nr. 47751
262 080 102	Nilfisk-Alto	1	M 1 . M 2 . M 2S-FA . M 2 AE . M 2 SW-K1
262 080 103 006	Nilfisk-Alto	6	M 1 . M 2 . M 2S-FA . M 2 AE . M 2 SW-K1
262 100 102	Nilfisk-Alto	1	SQ 450-1H . SQ 650-1H . turbo 1001 . turbo 1001 Euro . turbo 1001 KI . turbo 1001 SA . turbo 1001 AE
262 100 102	Nilfisk-Alto	1	turbo 1001 AE/F . turbo 1001 SA/KI . turbo 1001 SW/ICH . turbo 1001 SWE/ICH . turbo M1 . turbo M2 turbo XL...
262 100 103 006	Nilfisk-Alto	6	SQ 450-1H . SQ 650-1H . turbo 1001 . turbo 1001 Euro . turbo 1001 KI . turbo 1001 SA . turbo 1001 AE
262 100 103 006	Nilfisk-Alto	6	turbo 1001 AE/F . turbo 1001 SA/KI . turbo 1001 SW/ICH . turbo 1001 SWE/ICH . turbo M1 . turbo M2
262 100 103 006	Nilfisk-Alto	6	turbo XL...
262 120 102	Nilfisk-Alto	1	SB 680 . SB 710 . SB 711
262 120 103 006	Nilfisk-Alto	6	SB 680 . SB 710 . SB 711
262 120 102	Nilfisk-Alto	1	Attix 3 (until 2007) . Attix 4 . Attix 5 (until model 2007) . Attix 6 . Attix 7 . Attix 9 (until 2007)
262 120 103 006	Nilfisk-Alto	6	Attix 3 (until 2007) . Attix 4 . Attix 5 (until 2007) . Attix 6 . Attix 7 . Attix 9 (until 2007)
262 120 102	Nilfisk-Alto	1	Attix 350-01/Attix 360-21/Attix 360-2M

Symbols TYP type VPE packing unit

Motor allocation for vacuum motors

R+M Nr.	suitable for	VPE	TYP
262 120 103 006	Nilfisk-Alto	6	Attix 350-01/Attix 360-21/Attix 360-2M
262 120 102	Nilfisk-Alto	1	SQ 400 . SQ 450 . SQ 450 . SQ 500 . SQ 550 . SQ 600 . SQ 650 . SQ 651-11 . Turbo SR-C . Turbo SR-U
262 120 103 006	Nilfisk-Alto	6	SQ 400 . SQ 450 . SQ 450 . SQ 500 . SQ 550 . SQ 600 . SQ 650 . SQ 651-11 . Turbo SR-C . Turbo SR-U
262 120 202	Nilfisk-Alto	1	SB 680 . SB 710 . SB 711
262 120 203 006	Nilfisk-Alto	6	SB 680 . SB 710 . SB 711
262 120 202	Nilfisk-Alto	1	Attix 3 (until 2007) . Attix 4 . Attix 5 (until 2007) . Attix 6 . Attix 7 . Attix 9 (until 2007)
262 120 203 006	Nilfisk-Alto	6	Attix 3 (until 2007) . Attix 4 . Attix 5 (until 2007) . Attix 6 . Attix 7 . Attix 9 (until 2007)
262 120 202	Nilfisk-Alto	1	Attix 350-01/Attix 360-21/Attix 360-2M
262 120 203 006	Nilfisk-Alto	6	Attix 350-01/Attix 360-21/Attix 360-2M
262 120 202	Nilfisk-Alto	1	SQ 400 . SQ 450 . SQ 450 . SQ 500 . SQ 550 . SQ 600 . SQ 650 . SQ 651-11 . Turbo SR-C . Turbo SR-U
262 120 203 006	Nilfisk-Alto	6	SQ 400 . SQ 450 . SQ 450 . SQ 500 . SQ 550 . SQ 600 . SQ 650 . SQ 651-11 . Turbo SR-C . Turbo SR-U
262 120 701	Nilfisk-Alto	1	Maxxi WD . Maxxi WD 7
262 120 702	Nilfisk-Alto	1	Maxxi GWD 300 . GWD 375
262 120 704 006	Nilfisk-Alto	6	Maxxi GWD 300 . GWD 375
262 120 802	Nilfisk-Alto	1	Attix 3.. (until 2007), Attix 4.., Attix 5.. (until 2007), Attix 6.., Attix 7.., Attix 9.. (until 2007), SB 710, SB 711, SB 680
262 120 804 006	Nilfisk-Alto	6	Attix 3.. (until 2007), Attix 4.., Attix 5.. (until 2007), Attix 6.., Attix 7.., Attix 9.. (until 2007), SB 710, SB 711, SB 680
262 120 802	Nilfisk-Alto	1	SQ 400, SQ 450-11, SQ 450-21, SQ 450-31, SQ 450-1M, SQ 450-3M, SQ 450-3H, SQ 500, SQ 550-11 SQ 550-21,
262 120 804 006	Nilfisk-Alto	6	SQ 400, SQ 450-11, SQ 450-21, SQ 450-31, SQ 450-1M, SQ 450-3M, SQ 450-3H, SQ 500, SQ 550-11 SQ 550-21
262 120 802	Nilfisk-Alto	1	SQ 550-31, SQ 600, SQ 650-11, SQ 650-61, SQ 650-71, SQ 650-1M, SQ 650-3M, SQ 650-3H, SQ 651-11
262 120 804 006	Nilfisk-Alto	6	SQ 550-31, SQ 600, SQ 650-11, SQ 650-61, SQ 650-71, SQ 650-1M, SQ 650-3M, SQ 650-3H, SQ 651-11
262 120 802	Nilfisk-Alto	1	Turbo SR-C, Turbo SR-U
262 120 804 006	Nilfisk-Alto	6	Turbo SR-C, Turbo SR-U
262 140 102	Nilfisk-Alto	1	SB Station 2000 . SB Station TA 00 . SQ 850-11
262 140 103 006	Nilfisk-Alto	6	SB Station 2000 . SB Station TA 00 . SQ 850-11
262 043 112	Nobles	1	1700 . 2000
262 043 113 006	Nobles	6	1700 . 2000
262 050 112*	Nobles	1	1700 . 2000
262 064 113	Nobles	1	2400 . 2700
262 080 102	Numatic	1	WVD 2002 P
262 080 103 006	Numatic	6	WVD 2002 P
262 100 001	Numatic	1	Henry HVR 200
262 100 002 006	Numatic	6	Henry HVR 200
262 100 102	Numatic	1	WVD 900
262 100 103 006	Numatic	6	WVD 900
262 110 102	Numatic	1	WVD572 . WV 900
262 110 103 006	Numatic	6	WVD572 . WV 900
262 120 802	Numatic	1	TTB 3450
262 120 804 006	Numatic	6	TTB 3450
262 100 001	Numatic	1	Henry HVR 200
262 100 002 006	Numatic	6	Henry HVR 200
262 120 502	Portotecnica	1	Lavamatic 450
262 074 113	Power Boss	1	TSS 65
262 120 801	Profi-Europe	1	Profi 1
262 120 102	Protool	1	VCP 450 E-L
262 120 103 006	Protool	6	VCP 450 E-L
262 110 001*	Protool	1	VCP 30 E
262 110 004 006	Protool	6	VCP 30 E
262 043 213 006	Pulimat	6	
262 050 230*	Pulimat	1	355 . 365 . 375
262 050 230*	RCM	1	LB 530
262 120 102	Renfert	1	Vortex Compact 2 L 230 . Vortex Compact 2 EC 230 . Vortex Compact 2 L 120 . Vortex EC 2 M 230 V
262 120 103 006	Renfert	6	Vortex Compact 2 L 230 . Vortex Compact 2 EC 230 . Vortex Compact 2 L 120 . Vortex EC 2 M 230 V
262 120 202	Renfert	1	Vortex Compact 2 L 230 . Vortex Compact 2 EC 230 . Vortex Compact 2 L 120 . Vortex EC 2 M 230 V
262 120 203 006	Renfert	6	Vortex Compact 2 L 230 . Vortex Compact 2 EC 230 . Vortex Compact 2 L 120 . Vortex EC 2 M 230 V
262 120 802	Renfert	1	Vortex Compact 2 L 230 . Vortex Compact 2 EC 230 . Vortex Compact 2 L 120 . Vortex EC 2 M 230 V
262 120 804 006	Renfert	6	Vortex Compact 2 L 230 . Vortex Compact 2 EC 230 . Vortex Compact 2 L 120 . Vortex EC 2 M 230 V
262 050 112*	Rotofill	1	R 36 AT SS

Motor allocation for vacuum motors

R+M Nr.	suitable for	VPE	TYP
262 120 502	Rotofill	1	R 31 AL SS
262 120 502	Ruwac	1	WS 2000
262 120 902	Ruwac	1	WS 2000
262 120 102	Scheppach	1	Wovota 4
262 120 103 006	Scheppach	6	Wovota 4
262 120 202	Scheppach	1	Wovota 4
262 120 203 006	Scheppach	6	Wovota 4
262 100 102	SIA	1	Siaclean UE-1
262 100 103 006	SIA	6	Siaclean UE-1
262 120 102	SIA	1	Siaclean CE 3H . Siaclean CP 3 H
262 120 103 006	SIA	6	Siaclean CE 3H . Siaclean CP 3 H
262 120 202	SIA	1	Siaclean CE 3H . Siaclean CP 3 H
262 120 203 006	SIA	6	Siaclean CE 3H . Siaclean CP 3 H
262 050 230*	Sorma	1	Kobra 5064 . Kobra 4100
262 064 113	Sorma	1	Kobra 5560
262 074 113	Sorma	1	5152 K
262 120 102	Sorma	1	520
262 120 103 006	Sorma	6	520
262 120 202	Sorma	1	520
262 120 203 006	Sorma	6	520
262 120 802	Sorma	1	520
262 120 804 006	Sorma	6	520
262 120 502	Sorma	1	Kobra 600
262 100 202	Soteco	1	BDS35
262 120 602	Soteco	1	BDS45
262 120 801	Sprintus	1	T 11
262 110 001*	Starmix	1	AS 1232
262 110 004 006	Starmix	6	AS 1232
262 100 102	Stihl	1	SE 100, SE 200, SE 201, SE 202
262 100 103 006	Stihl	6	SE 100, SE 200, SE 201, SE 202
262 101	Stihl	1	SE 50-90 . SE 60-60E
262 120 102	Stihl	1	SE 120 . SE 120 E . SE 121 . SE 121E . SE 122 . SE 122E . SE 61 . SE 61E
262 120 103 006	Stihl	6	SE 120 . SE 120 E . SE 121 . SE 121E . SE 122 . SE 122E . SE 61 . SE 61E
262 120 202	Stihl	1	SE 120 . SE 120 E . SE 121 . SE 121E . SE 122 . SE 122E . SE 61 . SE 61E
262 120 203 006	Stihl	6	SE 120 . SE 120 E . SE 121 . SE 121E . SE 122 . SE 122E . SE 61 . SE 61E
262 120 802	Stihl	1	SE 61, SE 61 E, SE 120, SE 120 E, SE 121, SE 121 E, SE 122, SE 122 E, SE 1211
262 120 804 006	Stihl	6	SE 61, SE 61 E, SE 120, SE 120 E, SE 121, SE 121 E, SE 122, SE 122 E, SE 1211
262 110 001*	Stihl	1	SE 50 - 90 . SE 60 - 60 E
262 110 004 006	Stihl	6	SE 50 - 90 . SE 60 - 60 E
262 140 102	Swiss Vacuum	1	PU 120
262 140 103 006	Swiss Vacuum	6	PU 120
262 043 112	Taski	1	110 . Combimat 600 . Combimat 800 BMS . 600 . 1100
262 043 113 006	Taski	6	110 . Combimat 600 . Combimat 800 BMS . 600 . 1100
262 050 112*	Taski	1	110 . Combimat 600 . Combimat 800 BMS
262 050 230*	Taski	1	Swingo 750 . Swingo 1250
262 110 102	Taski	1	S 3 K
262 110 103 006	Taski	6	S 3 K
262 043 113 006	Tennant	6	T 3
262 043 213 006	Tennant	6	5100
262 064 113	Tennant	1	2001 . 2401 . 5400 . T5
262 074 113	Tennant	1	510 . 515 . 5680 . 5700 . 7100 . 7200 . 7300 . 7400
262 160 103	Truvox	1	Valet
262 100 001	Vermop	1	Jet Vac
262 100 002 006	Vermop	6	Jet Vac
262 120 102	WAP	1	SQ 4 . SQ 450-11 . SQ 550-11 . SQ 650-11 . SQ 651-11 . SQ 850-11
262 120 103 006	WAP	6	SQ 4 . SQ 450-11 . SQ 550-11 . SQ 650-11 . SQ 651-11 . SQ 850-11
262 120 802	WAP	1	M2 L

Symbols TYP type VPE packing unit

Motor allocation for vacuum motors

R+M Nr.	suitable for	VPE	TYP
262 120 804 006	WAP	6	M2 L
262 110 001*	WAP	1	RA 500 E
262 110 004 006	WAP	6	RA 500 E
262 101*	WAP Alto	1	ST . Aero
262 120 102	WAP Alto	1	SQ 400 . SQ 450 . SQ 450 . SQ 500 . SQ 550 . SQ 600 . SQ 650 . SQ 651-11 . Turbo SR-C . Turbo SR-U
262 120 103 006	WAP Alto	6	SQ 400 . SQ 450 . SQ 450 . SQ 500 . SQ 550 . SQ 600 . SQ 650 . SQ 651-11 . Turbo SR-C . Turbo SR-U
262 120 104	WAP Alto	1	Attix 30 . 40 . 50
262 120 202	WAP Alto	1	SQ 400-600 . Attix 350 . 550 . 560 . 7
262 120 203 006	WAP Alto	6	SQ 400-600 . Attix 350 . 550 . 560 . 7
262 140 102	WAP Alto	1	SQ 651-11 . SQ 850
262 140 103 006	WAP Alto	6	SQ 651-11 . SQ 850
262 100 102	Wap-ALTO	1	SQ 450-1H . SQ 650-1H . turbo 1001 . turbo 1001 Euro . turbo 1001 KI . turbo 1001 SA . turbo 1001 AE . turbo 1001 AE/F . turbo 1001 SA/KI . turbo 1001 SW/ICH . turbo 1001 SWE/ICH . turbo M1 . turbo M2 . turbo XL...
262 100 103 006	Wap-ALTO	6	SQ 450-1H . SQ 650-1H . turbo 1001 . turbo 1001 Euro . turbo 1001 KI . turbo 1001 SA . turbo 1001 AE . turbo 1001 AE/F . turbo 1001 SA/KI . turbo 1001 SW/ICH . turbo 1001 SWE/ICH . turbo M1 . turbo M2 . turbo XL...
262 043 112	Weidner	1	Comet (all battery-powered models)
262 043 113 006	Weidner	6	Comet (all battery-powered models)
262 050 112	Weidner	1	Comet (all battery-powered models)
262 100 001	Wetroc	1	Monovac 6 . Monovac 9
262 100 002 006	Wetroc	1	Monovac 6 . Monovac 9
262 050 230*	Wetrok	1	Duomatic 430 B . Duomatic 501 BM
262 064 113	Wetrok	1	500 . 650
262 074 113	Wetrok	1	800
262 100 001	Wetrok	1	Monovac 6 . Monovac 9
262 100 002 006	Wetrok	1	Monovac 6 . Monovac 9
262 110 102	Wetrok	1	Duovack 18 . 34
262 110 103 006	Wetrok	6	Duovack 18 . 34
262 120 701	Wetrok	1	Twin Vac 18
262 120 701	Wetrok	1	Twin Vac 18
262 120 702	Wetrok	1	Twin Vac
262 120 704 006	Wetrok	6	Twin Vac
262 050 230*	Wirbel	1	Rapid 380 24 Volt Version
262 120 102	Würth	1	ISS 35 . ISS 35-S
262 120 103 006	Würth	6	ISS 35 . ISS 35-S
262 120 202	Würth	1	ISS 35 . ISS 35-S
262 120 203 006	Würth	6	ISS 35 . ISS 35-S
262 120 702	Würth	1	ISS 35-S . ISS 45 . ISS 55
262 120 704 006	Würth	6	ISS 35-S . ISS 45 . ISS 55

Saugerfilter

Filtertuch mit Rand



2 micron

R+M Nr.	⌀	↕
267 073 0	400 mm	340 mm

Nylonfilter



R+M Nr.	⌀	↕
267 070 5	330 mm	400 mm
267 070 6	360 mm	500 mm

Zubehör für Sprüh-Ex-Sauger

Vorsprühpumpe



Pumpe für Sprüh-Ex-Sauger EP7

R+M Nr.
267 191 0

Polsterdüse



R+M Nr.	⌀
263 626	36 + 40 mm

Zubehör für Scheuersaugmaschinen

Superpads

Je dunkler - desto härter

FloorCleaning



⌀	VPE *	weiß M33	rot M34	grün M30	blau M35	braun M36	schwarz M32
		R+M Nr.	R+M Nr.	R+M Nr.	R+M Nr.	R+M Nr.	R+M Nr.
12" - 305 mm	5 Stück	930 101 019	930 102 019	930 103 019	930 104 019	930 105 019	930 106 019
13" - 325 mm	5 Stück	930 101 021	930 102 021	930 103 021	930 104 021	930 105 021	930 106 021
14" - 355 mm	5 Stück	930 101 025	930 102 025	930 103 025	930 104 025	930 105 025	930 106 025
15" - 380 mm	5 Stück	930 101 027	930 102 027	930 103 027	930 104 027	930 105 027	930 106 027
16" - 410 mm	5 Stück	930 101 029	930 102 029	930 103 029	930 104 029	930 105 029	930 106 029
17" - 430 mm	5 Stück	930 101 031	930 102 031	930 103 031	930 104 031	930 105 031	930 106 031
18" - 460 mm	5 Stück	930 101 033	930 102 033	930 103 033	930 104 033	930 105 033	930 106 033
19" - 480 mm	5 Stück	930 101 035	930 102 035	930 103 035	930 104 035	930 105 035	930 106 035
20" - 510 mm	5 Stück	930 101 037	930 102 037	930 103 037	930 104 037	930 105 037	930 106 037
21" - 530 mm	5 Stück	930 101 039	930 102 039	930 103 039	930 104 039	930 105 039	930 106 039

Attraktive Mengenpreise für die Superpads erhalten Sie auf Anfrage.

Saugertüten



Bestellbeispiel für Papierfilter:
10 x 268 143 7 Papierfilter 10 Stück = 1 VPE
350 x 268 143 7 Papierfilter 350 Stück = 1 VPE

Bestellbeispiel für Vliesfilter:
1 x 268 304 708 0 Vliesfilter 80 Stück = 1 VPE
1 x 268 304 700 5 Vliesfilter 5 Stück = 1 VPE

R+M Nr.	passend für Hersteller	TYP (V = Vliesfilter . P1 = Papier 1-lagig . P2 = Papier 2-lagig)	M		VPE *	VPE *	VPE **	ME
268 304 700 5	ALTO	Aero 20-01, 20-11, 20-21, 25-11, 25-21, Buddy 15, 18	V	✓			5	
268 304 708 0	ALTO	Aero 20-01, 20-11, 20-21, 25-11, 25-21, Buddy 15, 18	V	✓			80 (4x20)	
268 164 8	ALTO	Aero 400/440 (61.156)	P2	✓	10	140		Stück
268 164 9	ALTO	Aero 640/840 (60.910)	P2	✓	10	120		Stück
268 156 7	ALTO	Attix 3 (30.2000.449)	P2		10	150		Stück
268 304 808 0	ALTO	Attix 30, Attix 350/360, Attix 8 Gallon, Centix 60	V	✓			90	
268 300 200 5	ALTO	Attix 40/50, Attix 550/590, Attix 12 Gallon	V	✓			5	
268 300 206 0	ALTO	Attix 40/50, Attix 550/590, Attix 12 Gallon	V	✓			60	
268 156 8	ALTO	Attix 5	P2	✓	10	80		Stück
268 300 000 5	ALTO	Attix 751/761/791/19 Gallon/961/965	V	✓			5	
268 300 003 5	ALTO	Attix 751/761/791/19 Gallon/961/965	V	✓			35	
268 156 9	ALTO	Saltix	P2		10	200		Stück
268 301 501 0	ALTO	Saltix 10	V	✓			10	
268 301 511 0	ALTO	Saltix 10	V	✓			110	
268 149 9	ALTO	Saltix 10; 9 liter	P2	✓	10	200		Stück
268 100 1	BLACK & DECKER	Super 18	P1	✓	10	250	Stück	
268 150 2	BLITZ	T 5	P2	✓	10	300		Stück
268 301 600 5	BLITZ	T 6	V	✓			5	
268 301 608 0	BLITZ	T 6	V	✓			80	
268 156 2	BLITZ	T 6	P2	✓	10	200		Stück
268 301 700 5	BLITZ	T 9	V	✓			5	
268 301 709 0	BLITZ	T 9	V	✓			90	
268 157 4	BLITZ	T 9	P2	✓	10	280		Stück
268 131 0	BOSCH	SK 2	P2		10	280		Stück
268 301 200 5	BROENDUM	Ronda 200	V	✓			5	
268 301 206 0	BROENDUM	Ronda 200	V	✓			60	
268 133 5	CIMEX	C 55	P1		10	450		Stück
268 141 0	CLEANFIX	BS 350/460 (355.001)	P2	✓	10	350		Stück
268 300 401 0	CLEANFIX	BS 350/460	V	✓			10	
268 300 415 0	CLEANFIX	BS 350/460	V	✓			150	
268 155 3	CLEANFIX	RS 05 (025.430)	P2		10	280		Stück
268 155 31	CLEANFIX	RS 05 (025.430); 10 Stk. im PE-Beutel inkl. 2 Stk. Motorschutzfilter	P2	✓	10+2	250		Stück
268 301 800 5	CLEANFIX	RS 05	V	✓			5	
268 301 817 0	CLEANFIX	RS 05	V	✓			170	
268 301 917 0	CLEANFIX	RS 05; 5 Stk. im PE-Beutel inkl. 1 Stk. Motorschutzfilter	V	✓			170	
268 301 900 5	CLEANFIX	RS 05; 5 Stk. im PE-Beutel inkl. 1 Stk. Motorschutzfilter	V	✓			5+1	
268 157 9	CLEANFIX	S 05 (010.430)	P2		10	200		Stück
268 161 71	CLEANFIX	S 10 plus Hepa (022.433); 10 Stk. im PE-Beutel inkl. 2 Stk. Motorschutzfilter	P2	✓	10+2	250		Stück
268 302 000 5	CLEANFIX	S 10 plus Hepa	V	✓			5	
268 302 010 0	CLEANFIX	S 10 plus Hepa	V	✓			100	
268 302 101 0	CLEANFIX	S 10, SW 15 (022.431)	V	✓			10	
268 302 113 0	CLEANFIX	S 10, SW 15 (022.431)	V	✓			130	
268 302 212 0	CLEANFIX	S 10, SW 15 (022.431); 10 Stk. im PE-Beutel inkl. 2 Stk. Motorschutzfilter	V	✓			120	
268 302 201 0	CLEANFIX	S 10, SW 15 (022.431); 10 Stk. im PE-Beutel inkl. 2 Stk. Motorschutzfilter	V	✓			10+2	
268 102 300 1	CLEANFIX	S 10, SW 15, (022.430)	P2	✓	10	200		Stück
268 102 300 11	CLEANFIX	S 10, SW 15, (022.430); 10 Stk. im PE-Beutel inkl. 2 Stk. Motorschutzfilter	P2	✓	10+2	200		Stück

Saugertüten

R+M Nr.	passend für Hersteller	TYP	V = Vliesfilter . P1 = Papier 1-lagig . P2 = Papier 2-lagig	M	↻	VPE *	VPE *	VPE **	ME
268 161 7	CLEANFIX	S10 plus Hepa (022.433)		P2	✓	10	280		Stück
268 302 301 0	CLEANFIX	Silence 180		V	✓			10	
268 302 318 0	CLEANFIX	Silence 180		V	✓			80	
268 142 7	CLEANFIX	Silence 180		P2		10	180		Stück
268 302 400 5	CLEANFIX	SW 60		V				5	
268 302 406 0	CLEANFIX	SW 60		V				60	
268 142 21	COLUMBUS	Junior (= Elfo Junior 15 S + 28 SLB)		P2		10	220		Stück
268 142 2	COLUMBUS	Junior (= Elfo Junior 15 S + 28 SLB)		P1		10	250		Stück
268 100 1	COLUMBUS	KSM 150/156-159		P1	✓	10	250		Stück
268 155 31	COLUMBUS	RS 27 (20.811.530); 10 Stk. im PE-Beutel inkl. 2 Stk. Motorschutzfilter		P2	✓	10+2	250		Stück
268 301 800 5	COLUMBUS	RS 27		V	✓			5	
268 301 817 0	COLUMBUS	RS 27		V	✓			170	
268 155 3	COLUMBUS	RS 27		P2	✓	10	280		Stück
268 301 917 0	COLUMBUS	RS 27; 5 Stk. im PE-Beutel inkl. 1 Stk. Motorschutzfilter		V	✓			170	
268 301 900 5	COLUMBUS	RS 27; 5 Stk. im PE-Beutel inkl. 1 Stk. Motorschutzfilter		V	✓			5+1	
268 102 300 1	COLUMBUS	ST 1000, 3000, M 157, 158, 159 (20.237.230)		P2	✓	10	200		Stück
268 302 101 0	COLUMBUS	ST 1000, 3000, M 157, 158, 159		V	✓			10	
268 302 113 0	COLUMBUS	ST 1000, 3000, M 157, 158, 159		V	✓			130	
268 302 212 0	COLUMBUS	ST 1000, 3000, M 157, 158, 159; 10 Stk. im PE-Beutel inkl. 2 Stk. Motorschutzfilter		V	✓			120	
268 302 201 0	COLUMBUS	ST 1000, 3000, M 157, 158, 159; 10 Stk. im PE-Beutel inkl. 2 Stk. Motorschutzfilter		V	✓			10+2	
268 302 310 0	COLUMBUS	ST 11, ST 11 pro, ST 11 pro+; 10 Stk. im PE-Beutel inkl. 1 Stk. Motorschutzfilter		V	✓			100	
268 302 301 0	COLUMBUS	ST 11, ST 11 pro, ST 11 pro+; 10 Stk. im PE-Beutel inkl. 1 Stk. Motorschutzfilter		V	✓			10+1	
268 111 9	COLUMBUS	ST 12 (alt 20511230)		P2		10	180		Stück
268 301 000 5	COLUMBUS	ST 12 (alt)		V				5	
268 301 006 0	COLUMBUS	ST 12 (alt)		V				60	
268 302 401 0	COLUMBUS	ST 12 (neu), SW 20, SW 20 P		V	✓			10	
268 302 418 0	COLUMBUS	ST 12 (neu), SW 20, SW 20 P		V	✓			80	
268 150 9	COLUMBUS	ST 12 (neu), SW 20		P2		10	200		Stück
268 161 8	COLUMBUS	ST 2000 (20.236.630)		P2	✓	10	200		Stück
268 302 000 5	COLUMBUS	ST 22		V	✓			5	
268 302 010 0	COLUMBUS	ST 22		V	✓			100	
268 157 6	COLUMBUS	ST 22		P2	✓	10	260		Stück
268 302 716 0	COLUMBUS	ST 7; 10 Stk. im PE-Beutel inkl. 1 Stk. Motorschutzfilter		V	✓			160	
268 302 701 0	COLUMBUS	ST 7; 10 Stk. im PE-Beutel inkl. 1 Stk. Motorschutzfilter		V	✓			10+1	
268 302 500 5	COLUMBUS	SW 30, SW 30 P, SW 30 S		V				5	
268 302 506 0	COLUMBUS	SW 30, SW 30 P, SW 30 S		V				60	
268 302 801 0	COLUMBUS	SW 32 P		V				10	
268 302 808 0	COLUMBUS	SW 32 P		V				80	
268 301 100 5	COLUMBUS	SW 50 P, SW 50 S, SW 52 P, SW 52 S, SW 53 P, SW 53 S		V				5	
268 301 104 0	COLUMBUS	SW 50 P, SW 50 S, SW 52 P, SW 52 S, SW 53 P, SW 53 S		V				40	
268 141 0	COLUMBUS	TK 25, 25e, 36, 36e, 46e, BS 360/460 (20.208.430)		P2	✓	10	350		Stück
268 300 401 0	COLUMBUS	TK 25, 25e, 36, 36e, 46e, BS 360/460		V	✓			10	
268 300 415 0	COLUMBUS	TK 25, 25e, 36, 36e, 46e, BS 360/460		V	✓			150	
268 302 000 5	COMAC	CA 15, CA 15P, CA 15S, CA 15 Silenzio, 15 Ecoplus		V	✓			5	
268 302 010 0	COMAC	CA 15, CA 15P, CA 15S, CA 15 Silenzio, 15 Ecoplus		V	✓			100	
268 158 8	COMAC	CA 15, CA 15P, CA 15S, CA 15 Silenzio, 15 Ecoplus		P2	✓	10	260		Stück
268 301 200 5	COMAC	CA 60		V	✓			5	
268 301 206 0	COMAC	CA 60		V	✓			60	
268 301 300 5	COMAC	CA 80, CA 100		V	✓			5	
268 301 304 0	COMAC	CA 80, CA 100		V	✓			40	
268 302 901 0	COMAC	Silent 25 S plus, CA 30		V	✓			10	
268 302 908 0	COMAC	Silent 25 S plus, CA 30		V	✓			80	
268 131 0	ELEKTROLUX	L/Z 169-SK 2		P2		10	280		Stück
268 303 001 0	ELEKTROLUX	UZ 873, UZ 932, UZ 934		V				10	
268 303 014 0	ELEKTROLUX	UZ 873, UZ 932, UZ 934		V				140	

* Preis pro Stück ** Preis pro VPE

Symbole ↕ Höhe ⌀ Durchmesser TYP Typ M Material ↻ Verschließbar ME Mengeneinheit VPE Verpackungseinheit

Saugertüten

R+M Nr.	passend für Hersteller	TYP	V = Vliesfilter . P1 = Papier 1-lagig . P2 = Papier 2-lagig	M		VPE *	VPE *	VPE **	ME
268 143 0	ELEKTROLUX	UZ 964		P2		10	400		Stück
268 143 7	ELEKTROLUX	DU 135		P2	✓	10	350		Stück
268 101 2	ELEKTROLUX	UZ 860		P2		10	180		Stück
268 142 9	ELEKTROLUX	UZ 873, UZ 932, UZ 934		P2		10	160		Stück
268 303 101 0	ELEKTROLUX	UZ 920, 921, 922, 923, 925, 930, 930/S, 945, Z 951, HZ 173, DP 9000, DP 9000 D,							
		P 9000 Classic, Panther, Powerprof		V				10	
268 303 112 0	ELEKTROLUX	UZ 920, 921, 922, 923, 925, 930, 930/S, 945, Z 951, HZ 173, DP 9000, DP 9000 D,							
		P 9000 Classic, Panther, Powerprof		V				120	
268 110 9	ELEKTROLUX	UZ 920, 921, 922, 923, 925, 930, 930/S, 945, Z 951, HZ 173, DP 9000, DP 9000 D,							
		P 9000 Classic, Panther, Powerprof		P2		10	200		Stück
268 133 5	ELEKTROLUX	Z 65, 71, 73, 85, 87, 91, 94, 96, 289, 301, 302, 319, 324		P1		10	450		Stück
268 302 101 0	ELEKTROMA	S 100		V				10	
268 302 113 0	ELEKTROMA	S 100		V				130	
268 102 300 1	ELEKTROMA	S 100		P2	✓	10	200		Stück
268 302 212 0	ELEKTROMA	S 100; 10 Stk. im PE-Beutel inkl. 2 Stk. Motorschutzfilter		V	✓			120	
268 302 201 0	ELEKTROMA	S 100; 10 Stk. im PE-Beutel inkl. 2 Stk. Motorschutzfilter		V	✓			10+2	
268 107 5	ELEKTROMA	S 120		P2	✓	10	240		Stück
268 111 3	FAKIR	07, 1107, 1207, 1407; 10 Stk. im PE-Beutel mit rundem Motorschutzfilter		P2	✓	10+1	300		Stück
268 111 31	FAKIR	1117, 1217, 1417; 10 Stück im PE-Beutel mit eckigem Motorschutzfilter		P2	✓	10+1	300		Stück
268 131 0	FAKIR	200-250, 300-350, 380, 400, 420, 450, Automatic 500, 520, 530, SEL 380, 430, 550,							
		2 S, 3 SE, 3 SF, 3 SL, 171, 271, 275, 300 RX, 325 RX+, 350 RX		P2		10	280		Stück
268 300 900 5	FAKIR	IC 314, IC 315		V				5	
268 300 905 0	FAKIR	IC 314, IC 315		V				50	
268 111 8	FAKIR	IC 314, IC 315		P2		10	120		Stück
268 136 1	FAKIR	S 12, S 20, S 20 L, S 20 Super, S 22, S 30, S 38, S 120, GS 1700		P2	✓	10	200		Stück
268 301 000 5	FAKIR	S 17, S 18, IC 215		V				5	
268 301 006 0	FAKIR	S 17, S 18, IC 215		V				60	
268 111 9	FAKIR	S 17, S 18, IC 215		P2		10	180		Stück
268 161 2	FAST	Free Vac 2.5		P1		10	350		Stück
268 166 4	FAST	pure Q, C6		P2	✓	10	200		Stück
268 303 300 5	FESTOOL	Midi CT/CTL # 494105, Mini CT/CTL # 498410		V	✓			5	
268 303 306 0	FESTOOL	Midi CT/CTL # 494105, Mini CT/CTL # 498410		V	✓			60	
268 167 2L	FESTOOL	Midi CT/CTL # 494105		P2	✓	10	180		Stück
268 302 000 5	FIMAP	FA 15 Eco, FA 15 Plus, FA 15 Silenzio		V	✓			5	
268 302 010 0	FIMAP	FA 15 Eco, FA 15 Plus, FA 15 Silenzio		V	✓			100	VPE
268 155 5	FIMAP	FA 15 Eco, FA 15 Plus, FA 15 Silenzio		P2	✓	10	260		Stück
268 167 5	FIMAP	FV 10, FV 10 Eco Energy; 5 L.		P2		10	320		Stück
268 167 6	FIMAP	FV 15, FV 15 Eco Energy; 10 L.		P2		10	300		Stück
268 157 3	FIMAP	FV 30		P2	✓	10	180		Stück
268 301 200 5	FIMAP	FV 60		V	✓			5	
268 301 206 0	FIMAP	FV 60		V	✓			60	
268 157 3	FIMAP	FV 60		P2	✓	10	180		Stück
268 301 300 5	FIMAP	FV 80		V	✓			5	
268 301 304 0	FIMAP	FV 80		V	✓			40	
268 111 3e	FIMAP	UP36/46; 10 Stk. im PE-Beutel mit eckigem Motorschutzfilter		P2	✓	10+1	300		Stück
268 147 8	FLOORDRESS	35/46, QFM 35/46		P2	✓	10	300		Stück
268 100 1	FLOORDRESS	S 132		P1	✓	10	250		Stück
268 143 3	FLOORDRESS	S 142/152, QP 152, S 12, S 22		P2	✓	10	300		Stück
268 163 5	FLOORMATIC	Blue Vac XL		P2	✓	10	120		Stück
268 154 3	FLOORMATIC	BP 100		P2	✓	10	500		Stück
268 302 000 5	FLOORMATIC	FBV 10, Blue Vac 11, Piccolo		V	✓			5	
268 302 010 0	FLOORMATIC	FBV 10, Blue Vac 11, Piccolo		V	✓			100	
268 155 5	FLOORMATIC	FBV 10, Blue Vac 11, Piccolo		P2	✓	10	260		Stück
268 302 000 5	GANSOW	Glob, Yvo		V	✓			5	
268 302 010 0	GANSOW	Glob, Yvo		V	✓			100	
268 157 6	GANSOW	Glob, Yvo		P2	✓	10	260		Stück
268 300 900 5	GANSOW	Jet Line NT 127		V				5	

* Preis pro Stück ** Preis pro VPE

Symbole TYP Typ M Material Verschließbar ME Mengeneinheit VPE Verpackungseinheit

Saugertüten

R+M Nr.	passend für Hersteller	TYP	V = Vliesfilter . P1 = Papier 1-lagig . P2 = Papier 2-lagig . P3 = Papier 3-lagig	M		VPE *	VPE *	VPE **	ME
268 300 905 0	GANSOW	Jet Line NT 127		V				50	
268 111 8	GANSOW	Jet Line NT 127		P2		10	120		Stück
268 301 100 5	GANSOW	Jet NT 278, Jet NT 378		V				5	
268 301 104 0	GANSOW	Jet NT 278, Jet NT 378		V				40	
268 302 401 0	GANSOW	Jet T 117, YP1300/9, G 10 P+		V				10	
268 302 418 0	GANSOW	Jet T 117, YP1300/9, G 10 P+		V				80	
268 142 71	GANSOW	Jet T 117, YP1300/9, G 10 P+		P2		10	220		Stück
268 150 2	GHIBLI	AS 5, Cod. (P.N.) 2512043		P2	✓	10	300		Stück
268 301 300 5	GHIBLI	AS 59, AS 590, AS 60 P, AS 600 P		V	✓			5	
268 301 304 0	GHIBLI	AS 59, AS 590, AS 60 P, AS 600 P		V	✓			40	
268 156 2	GHIBLI	AS 6, Cod. (P.N.) 2512044		P2	✓	10	200		Stück
268 301 600 5	GHIBLI	AS 6		V	✓			5	
268 301 608 0	GHIBLI	AS 6		V	✓			80	
268 302 901 0	GHIBLI	AS 7, AS 10, AS 10 P, ASL 7, ASL 10, M 7		V	✓			10	
268 302 908 0	GHIBLI	AS 7, AS 10, AS 10 P, ASL 7, ASL 10, M 7		V	✓			80	
268 102 336 1	GHIBLI	AS 7, AS 10, AS 10 P, ASL 7, ASL 10, M 7		P2	✓	10	180		Stück
268 301 200 5	GHIBLI	AS 8, AS 9, AS 12, AS 27, AS 30, AS 400, SP 8, SP 9		V	✓			5	
268 301 206 0	GHIBLI	AS 8, AS 9, AS 12, AS 27, AS 30, AS 400, SP 8, SP 9		V	✓			60	
268 157 3	GHIBLI	AS 8, AS 9, AS 27		P2	✓	10	180		Stück
268 301 400 5	GHIBLI	T 1		V				5	
268 301 412 0	GHIBLI	T 1		V				120	
268 162 41	GHIBLI	T 1		P2		10	240		Stück
268 300 401 0	HAKO	440		V	✓			10	
268 300 415 0	HAKO	440		V	✓			150	
268 141 0	HAKO	440		P2	✓	10	350		Stück
268 143 7	HAKO	Carpovac		P2	✓	10	350		Stück
268 302 901 0	HAKO	Clean 7231		V	✓			10	
268 302 908 0	HAKO	Clean 7231		V	✓			80	
268 102 336 1	HAKO	Clean 7231		P2	✓	10	180		Stück
268 302 101 0	HAKO	Supervac 100		V	✓			10	
268 302 113 0	HAKO	Supervac 100		V	✓			130	
268 102 300 1	HAKO	Supervac 100		P2	✓	10	200		Stück
268 302 212 0	HAKO	Supervac 100; 10 Stk. im PE-Beutel inkl. 2 Stk. Motorschutzfilter		V	✓			120	
268 302 201 0	HAKO	Supervac 100; 10 Stk. im PE-Beutel inkl. 2 Stk. Motorschutzfilter		V	✓			10+2	
268 302 000 5	HAKO	Supervac D 5 (7206-00)		V	✓			5	
268 302 010 0	HAKO	Supervac D 5 (7206-00)		V	✓			100	
268 155 5	HAKO	Supervac D 5 (7206-00)		P2	✓	10	260		Stück
268 301 600 5	HAREMA	HV 13 S		V	✓			5	
268 301 608 0	HAREMA	HV 13 S		V	✓			80	
268 156 2	HAREMA	HV 13 S		P2	✓	10	200		Stück
268 302 101 0	HAREMA	HV 9 S		V	✓			10	
268 302 113 0	HAREMA	HV 9 S		V	✓			130	
268 102 300 1	HAREMA	HV 9 S		P2	✓	10	200		Stück
268 302 212 0	HAREMA	HV 9 S; 10 Stk. im PE-Beutel inkl. 2 Stk. Motorschutzfilter		V	✓			120	
268 302 201 0	HAREMA	HV 9 S; 10 Stk. im PE-Beutel inkl. 2 Stk. Motorschutzfilter		V	✓			10+2	
268 303 400 5	HERKULES	Bauhaus SR 20, SR 30		V				5	
268 303 414 0	HERKULES	Bauhaus SR 20, SR 30		V				140	
268 303 501 0	HITACHI	CV-200 P, CV-300 P		V				10	
268 303 524 0	HITACHI	CV-200 P, CV-300 P		V				240	
268 155 21	HITACHI	CV-200 P, CV-300 P		P3		10	400		Stück
268 155 2	HITACHI	CV-200 P, CV-300 P		P2		10	400		Stück
268 133 5	HOOVER	Junior 652, 938, 6525-26, U 1012-1096, U 1104-1120, U 1194, U 1346-1358, U 4002-4058, H 1		P1		10	450		Stück
268 161 2	IVAC	Free Vac 2.5, Back Vac		P1		10	350		Stück
268 154 5	IVAC	Major		P2	✓	10	150		Stück
268 302 901 0	JANSER	Janvac 1600		V	✓			10	
268 302 908 0	JANSER	Janvac 1600		V	✓			80	

Saugertüten

R+M Nr.	passend für Hersteller	TYP	V = Vliesfilter . P1 = Papier 1-lagig . P2 = Papier 2-lagig	M		VPE *	VPE *	VPE **	ME
268 149 7	KÄRCHER	2001, 3011		P2		10	200		Stück
268 150 71	KÄRCHER	2101, 2101 TE, 2301, 2111, 2105, 4000 plus, 4000 TE, A 2101, A 2131 pt, A 2111		P2	✓	10	240		Stück
268 150 7	KÄRCHER	2501, 2501 TE, 2601, 2601 plus, 3001, SE 3001, 3001 hot		P2	✓	10	160		Stück
268 150 7V	KÄRCHER	2501, 2501 TE, 2601, 2601 plus, 3001, SE 3001, 3001 hot; 10 Stk. im PE-Beutel							
		mit 2 Stk. Motorschutzfilter		P2	✓	10+2	160		Stück
268 301 000 5	KÄRCHER	2701		V				5	
268 301 006 0	KÄRCHER	2701		V				60	
268 111 9	KÄRCHER	2701		P2		10	180		Stück
268 150 72	KÄRCHER	A 2003, A 2004, A 2014 CV, A 2024 pt, A 2054 Me, A 2064 pt, A 2074 pt		P2	✓	10	250		Stück
268 159 8	KÄRCHER	A 2204, A 2254 Me, A 2234 pt, A 2504, A 2534 pt, A 2554 Me, A 2604, A 2654 Me,							
		2201 F, A 2201, A 2231 pt, A 2251 Me, A 2901, 2901 F, 3000 plus, A 3100, K 2150		P2		10	150		Stück
268 300 301 0	KÄRCHER	CV 30/1, CV 38/1, CV 38/2, CV 48/2		V				10	
268 300 320 0	KÄRCHER	CV 30/1, CV 38/1, CV 38/2, CV 48/2		V				200	
268 160 3	KÄRCHER	CV 30/1, CV 38/1, CV 38/2, CV 48/2		P2		10	350		Stück
268 300 401 0	KÄRCHER	CV 36/2 (CW 50), CV 46/2 (CW 100)		V	✓			10	
268 300 415 0	KÄRCHER	CV 36/2 (CW 50), CV 46/2 (CW 100)		V	✓			150	
268 158 7	KÄRCHER	NT 27/1		P2		10	140		Stück
268 300 900 5	KÄRCHER	NT 301, 2801		V				5	
268 300 905 0	KÄRCHER	NT 301, 2801		V				50	
268 111 8	KÄRCHER	NT 301, 2801		P2		10	120		Stück
268 151 9	KÄRCHER	NT 351 eco, 2000 E		P2	✓	10	150		Stück
268 300 700 5	KÄRCHER	NT 361 Eco/Eco TE/Eco M/Eco TEA/Eco MA		V				5	
268 300 707 0	KÄRCHER	NT 361 Eco/Eco TE/Eco M/Eco TEA/Eco MA		V				70	
268 154 2	KÄRCHER	NT 361, NT 35/1		P2	✓	10	120		Stück
268 303 600 5	KÄRCHER	NT 48/1, NT 65/2 Eco, NT 65/2 Eco Me, NT 65/2 Eco Tc, NT 72/2 Eco Tc		V				5	
268 303 604 0	KÄRCHER	NT 48/1, NT 65/2 Eco, NT 65/2 Eco Me, NT 65/2 Eco Tc, NT 72/2 Eco Tc		V				40	
268 152 3	KÄRCHER	NT 501/551		P2		10	100		Stück
268 153 2	KÄRCHER	NT 561		P2	✓	10	120		Stück
268 152 2	KÄRCHER	NT 700, NT 702		P2		10	90		Stück
268 300 501 0	KÄRCHER	T 10/1, T 12/1		V	✓			10	
268 300 511 0	KÄRCHER	T 10/1, T 12/1		V	✓			110	
268 143 5	KÄRCHER	T 101, T 151, Europa T 111		P2		10	250		
268 157 8	KÄRCHER	T 12/1		P2	✓	10	200		Stück
268 100 1	KÄRCHER	T 140		P1	✓	10	250		Stück
268 300 801 0	KÄRCHER	T 15/1, T 17/1		V	✓			10	
268 300 807 0	KÄRCHER	T 15/1, T 17/1		V	✓			70	
268 164 7	KÄRCHER	T 15/1		P2	✓	10	150		Stück
268 152 7	KÄRCHER	T 171, BV 111		P2		10	360		Stück
268 152 8	KÄRCHER	T 191, T 191 K		P2		10	320		Stück
268 143 6	KÄRCHER	T 201, T 201 + ESB 24		P2		10	200		Stück
268 143 61	KÄRCHER	T 201, T 201 + ESB 24; 10 Stk. im PE-Beutel mit 2 Stück Motorschutzfilter		P2		10+2	200		Stück
268 159 0	KÄRCHER	T 7/1 , T 10/1		P2		10	250		Stück
268 300 601 0	KÄRCHER	T 7/1, T 9/1 Bp, BV 5/1, BV 5/1 Bp		V				10	
268 300 616 0	KÄRCHER	T 7/1, T 9/1 Bp, BV 5/1, BV 5/1 Bp		V				160	
268 141 0	KÄRCHER	TBS 32 e, 42 e, TBS 25-35, CV 36/2, CV 46/2, CW 50, CW 100		P2	✓	10	350		Stück
268 303 701 0	KÄRCHER	VC 6, VC 6 Premium, VC 6100, VC 6150, VC 6200, VC 6250 PET, VC 6300, VC 6300 B,							
		VC 6350, VC 6400, VC 6400 ESB; 10 Stk. im PE-Beutel + 1 Motorschutzfilter		V				10+1	
268 302 000 5	KENBO	Eco plus 15		V	✓			5	
268 302 010 0	KENBO	Eco plus 15		V	✓			100	
268 158 8	KENBO	Eco plus 15		P2	✓	10	260		Stück
268 163 5	KENBO	Eco plus 25		P2	✓	10	120		Stück
268 157 7	KENBO	Micro S		P2	✓	10	280		Stück
268 154 1	KENBO	Silent 25 S plus		P2	✓	10	160		Stück
268 143 7	LINDHAUS	RX 4, RX 380		P2	✓	10	350		Stück
268 300 401 0	LORITO	250/450		V	✓			10	
268 300 415 0	LORITO	250/450		V	✓			150	
268 141 0	LORITO	250/450		P2	✓	10	350		Stück

Saugertüten

R+M Nr.	passend für Hersteller	TYP	V = Vliesfilter . P1 = Papier 1-lagig . P2 = Papier 2-lagig	M	↻	VPE *	VPE *	VPE **	ME
268 166 4	LORITO	Compacto 6		P2	✓	10	200		Stück
268 154 4	LORITO	Compacto 9		P2	✓	10	200		Stück
268 161 2	LORITO	Free Vac 2.5		P1		10	350		Stück
268 157 9	LORITO	Otto 300 K		P2		10	200		Stück
268 154 5	LORITO	S 1, S 2, S 11		P2	✓	10	150		Stück
268 165 8	LORITO	Silent 10		P2		10	250		Stück
268 147 8	LORITO	UP 350/450, BS 35/46		P2	✓	10	300		Stück
268 150 9	MARCO	Modell Luxus		P2	✓	10	200		Stück
268 163 2	MINATOL	RS Micro		P1		10	230		Stück
268 100 1	MOBILO	S 1000		P1	✓	10	250		Stück
268 301 000 5	MOBILO	S 900		V				5	
268 301 006 0	MOBILO	S 900		V				60	
268 111 9	MOBILO	S 900		P2		10	180		Stück
268 111 3	NILCO	07, 1107, 1207, 1407; 10 Stk. im PE-Beutel mit rundem Motorschutzfilter		P2	✓	10+1	300		Stück
268 111 3e	NILCO	1117, 1217, 1417; 10 Stk. im PE-Beutel mit eckigem Motorschutzfilter		P2	✓	10+1	300		Stück
268 131 0	NILCO	171/271/275		P2		10	280		Stück
268 302 401 0	NILCO	IC 213		V				10	
268 302 418 0	NILCO	IC 213		V				80	
268 142 71	NILCO	IC 213		P2		10	220		Stück
268 301 000 5	NILCO	IC 215, S 17, S 18, S 26 NT		V				5	
268 301 006 0	NILCO	IC 215, S 17, S 18, S 26 NT		V				60	
268 111 9	NILCO	IC 215, S 17, S 18, S 26 NT		P2		10	180		Stück
268 300 900 5	NILCO	IC 314, IC 315		V				5	
268 300 905 0	NILCO	IC 314, IC 315		V				50	
268 111 8	NILCO	IC 314, IC 315		P2		10	120		Stück
268 163 2	NILCO	Micro		P1		10	230		Stück
268 136 1	NILCO	S 20, S 20 E, S 20 el., S 20 Eco Power, S 30, S 38, GS 1025, GS 1700		P2	✓	10	200		Stück
268 304 700 5	NILFISK	Aero 20-01, 20-11, 20-21, 25-11, 25-21, Buddy 15, 18, VL 200 30 PC INOX		V	✓			5	
268 304 708 0	NILFISK	Aero 20-01, 20-11, 20-21, 25-11, 25-21, Buddy 15, 18, VL 200 30 PC INOX		V	✓			80	
268 164 8	NILFISK	Aero 400/440		P2		10	150		Stück
268 164 9	NILFISK	Aero 640/840		P2		10	120		Stück
268 156 7	NILFISK	Attix 3		P2	✓	10	150		Stück
268 156 8	NILFISK	Attix 5		P2	✓	10	80		Stück
268 303 101 0	NILFISK	GD 930 (1.407.019.040), GD 930 S, GD 930 S2 Panther, GD 936		V				10	
268 303 112 0	NILFISK	GD 930 (1.407.019.040), GD 930 S, GD 930 S2 Panther, GD 936		V				120	
268 110 9	NILFISK	GD 930 (1.407.019.040), GD 930 S, GD 930 S2 Panther, GD 936		P2		10	200		Stück
268 303 001 0	NILFISK	GM, 110, GM 130, Cubic, UZ 934		V				10	
268 303 014 0	NILFISK	GM, 110, GM 130, Cubic, UZ 934		V				140	
268 142 9	NILFISK	GM, 110, GM 130, Cubic, UZ 934		P2		10	160		Stück
268 300 200 5	NILFISK	IVB 5, IVB 40, IVB 50		V	✓			5	
268 300 206 0	NILFISK	IVB 5, IVB 40, IVB 50		V	✓			60	
268 303 400 5	NILFISK	Multi 20, Multi 30		V				5	
268 303 414 0	NILFISK	Multi 20, Multi 30		V				140	
268 302 500 5	NILFISK	VL 500-35 BSF, VL 500-35 EDF, VL 500-55-1 BDF, VL 500-55-1 EDF, VL 500-55-2 EDF, MAXXI II 35-1, MAXXI II 55-1, MAXXI II 55-2		V				5	
268 302 506 0	NILFISK	VL 500-35 BSF, VL 500-35 EDF, VL 500-55-1 BDF, VL 500-55-1 EDF, VL 500-55-2 EDF, MAXXI II 35-1, MAXXI II 55-1, MAXXI II 55-2		V				60	
268 301 100 5	NILFISK	VL 500-75-1 BSF, VL 500-75-2 BSF, VL 500-75-2 EDF, MAXXI II 75-1, MAXXI II 75-2		V				5	
268 301 104 0	NILFISK	VL 500-75-1 BSF, VL 500-75-2 BSF, VL 500-75-2 EDF, MAXXI II 75-1, MAXXI II 75-2		V				40	
268 151 1	NILFISK	Dorsal Backuum (22.198.000); 5 Stk. im PE-Beutel mit 1 Motorschutzfilter		P2		5+1	200		Stück
268 136 7	NILFISK	GA 70, GS 80, GM 80, GD 90, GM 90, GS 90, BRM 545, (816.200)		P2		10	280		Stück
268 165 4	NILFISK	GD 10 Back, Ref. 1471097500; 5 Stk. im PE-Beutel mit 1 Motorschutzfilter		P2		5+1	150		Stück
268 150 8	NILFISK	GD 1000 serie, GD 1005, (82.017.201), VP 600 Basic EU, VP 600 STD 2 EU, VP 600 STD 3 EU; 6 L.		P2	✓	10	250		Stück
268 301 501 0	NILFISK	GD 111, GD 710, GD 910, GD 911, GD 1000 series, GD 1005, GD 1010, GNS 1010, GD 2000, HDS 2000, Saltix 3, Saltix 10, VC 300, VC 300 Hepa, VP 300, VP 300 Hepa, VP 600 Basic EU, VP 600 STD 2 EU, VP 600 STD 3 EU		V	✓			10	

* Preis pro Stück ** Preis pro VPE

Symbole TYP Typ M Material ↻ Verschließbar ME Mengeneinheit VPE Verpackungseinheit

Saugertüten

R+M Nr.	passend für Hersteller	TYP	V = Vliesfilter . P1 = Papier 1-lagig . P2 = Papier 2-lagig	M		VPE *	VPE *	VPE **	ME
268 301 511 0	NILFISK	GD 111, GD 710, GD 910, GD 911, GD 1000 series, GD 1005, GD 1010, GNS 1010,							
		GD 2000, HDS 2000, Saltix 3, Saltix 10, VC 300, VC 300 Hepa, VP 300, VP 300 Hepa,							
		VP 600 Basic EU, VP 600 STD 2 EU, VP 600 STD 3 EU		V	✓			110	
268 149 9	NILFISK	GD 111, GD 710, GD 910, GD 911, GD 1010, GNS 1010, GD 2000, HDS 2000,							
		Saltix 3, Saltix 10, VC 300, VC 300 Hepa, VP 300, VP 300 Hepa, (82.017.401); 9 L.		P2		10	200		Stück
268 165 3	NILFISK	GD 5 Back, Ref.Nr. 1471098500; 5 Stk. im PE-Beutel mit 1 Motorschutzfilter		P2		5+1	200		Stück
268 163 0	NILFISK	GU 305/355/455 Dual, GU 15 DMU, Nr. 1471058000		P2		10	350		Stück
268 143 7	NILFISK	GU 350A/450A (82.040.400)		P2	✓	10	350		Stück
268 300 800 5	NILFISK	IVB 3, IVB 30		V	✓			5	
268 304 808 0	NILFISK	IVB 3, IVB 30		V	✓			90	
268 153 3	NILFISK	Viking, GD 110, VD 10 (1.408.007.020)		P2	✓	10	240		Stück
268 100 1	NOVIMEX	Picovac		P1	✓	10	250		Stück
268 108 6	NUMATIC	NVM-1C/2 (604.100) NVH 180-2, NVP 180-2, NRV 200-22, NRV 200 T-2, Henry							
		HVR 200-22, NVQ 200-22, Henry Xtra HVX 200-22, NQS 250 B-22, SSV 250-22,							
		AVQ 250, RSAV 130, RSB 140, RSV 130, RSV 200, Nuvac Plus NNR 200-2,							
		Nuvac NNH 180-2		P2	✓	10	300		Stück
268 303 901 0	NUMATIC	NVM-1CH (604.015), Hepa-Flo NVH 180-2, NVP 180-2, NRV 200-22,							
		NRV 200 T-2, Henry HVR 200-22, NVQ 200-22, Henry Xtra HVX 200-22,							
		NQS 250 B-22, SSV 250-22, AVQ 250, RSAV 130, RSB 140, RSV 130, RSV 200,							
		Nuvac Plus NNR 200-2, Nuvac NNH 180-2		V	✓			10	
268 303 920 0	NUMATIC	NVM-1CH (604.015), Hepa-Flo NVH 180-2, NVP 180-2, NRV 200-22,							
		NRV 200 T-2, Henry HVR 200-22, NVQ 200-22, Henry Xtra HVX 200-22,							
		NQS 250 B-22, SSV 250-22, AVQ 250, RSAV 130, RSB 140, RSV 130, RSV 200,							
		Nuvac Plus NNR 200-2, Nuvac NNH 180-2		V	✓			200	
268 144 3	NUMATIC	NVM-2B/2 (604.102) NVP 370-2, NRV 370-22, NVQ 370-22, NVQ 370T-2,							
		MFQ 370-22, NQS 350B-22, WV 370-2, George GVE 370-2		P2	✓	10	250		Stück
268 304 000 5	NUMATIC	NVM-2BH (604.016), Hepa-Flo NVP 370-2, NRV 370-22, NVQ 370-22,							
		NVQ 370 T-2, MFQ 370-22, NQS 350B-22, WV 370-2, George GVE 370-2		V	✓			5	
268 304 008 0	NUMATIC	NVM-2BH (604.016), Hepa-Flo NVP 370-2, NRV 370-22, NVQ 370-22,							
		NVQ 370 T-2, MFQ 370-22, NQS 350B-22, WV 370-2, George GVE 370-2		V	✓			80	
268 304 101 0	NUMATIC	RSB 140-1, RSB 140-2, RSAV 130, RSV 130, RSV 130-1, RSV 130-11		V	✓			10	
268 304 120 0	NUMATIC	RSB 140-1, RSB 140-2, RSAV 130, RSV 130, RSV 130-1, RSV 130-11		V	✓			200	
268 143 3	NUMATIC	System 12		P2	✓	10	300		Stück
268 162 3	OMEGA	Contur HSS 09/3, HSS 09/4; 10 Stk. im PE-Beutel mit 1 Stk. Motorschutzfilter		P2		10+1	500		Stück
268 302 401 0	POOL	T 110		V				10	
268 302 418 0	POOL	T 110		V				80	
268 144 4	POOL	T 110		P2		10	220		Stück
268 136 1	POOL	T 115		P2	✓	10	200		Stück
268 154 4	POOL	T 210		P2		10	200		Stück
268 107 5	PROCLEAN	PC 20 K		P2	✓	10	240		Stück
268 301 600 5	PROCLEAN	T 111 Piccolino		V	✓			5	
268 301 608 0	PROCLEAN	T 111 Piccolino		V	✓			80	
268 156 2	PROCLEAN	T 111 Piccolino		P2	✓	10	200		Stück
268 301 700 5	PROFI-EUROPE	Profi 1, Profi 1.1, Profi 1 Lux, Profi 3		V				5	
268 301 709 0	PROFI-EUROPE	Profi 1, Profi 1.1, Profi 1 Lux, Profi 3		V				90	
268 157 4	PROFI-EUROPE	Profi 1, Profi 1.1, Profi 1 Lux, Profi 3		P2		10	280		Stück
268 100 1	PROGRESS	Mercedes KS plus, TK, SB, SB2, SBZ		P1	✓	10	250		Stück
268 131 0	ROWENTA	Rotocraft RK 20 S, RK 21, RK 30 SL, RK 31, RK 40 SLX		P2		10	280		Stück
268 300 900 5	ROWENTA	ZR 80, Vorace, RU 30-46, RU 520 S, RU 521, BP 61, Allround NT-Modelle, (29 ltr.)		V				5	
268 300 905 0	ROWENTA	ZR 80, Vorace, RU 30-46, RU 520 S, RU 521, BP 61, Allround NT-Modelle, (29 ltr.)		V				50	
268 111 8	ROWENTA	ZR 80, Vorace, RU 30-46, RU 520 S, RU 521, BP 61, Allround NT-Modelle, (29 ltr.)		P2		10	120		Stück
268 301 000 5	ROWENTA	ZR 81, RU 01-15, RB 50-52, Collecto, (19 ltr.)		V				5	
268 301 006 0	ROWENTA	ZR 81, RU 01-15, RB 50-52, Collecto, (19 ltr.)		V				60	
268 111 9	ROWENTA	ZR 81, RU 01-15, RB 50-52, Collecto, (19 ltr.)		P2		10	180		Stück
268 144 5	SEBO	automatic X1, X2, X3, 370/470		P2		10	300		Stück
268 300 401 0	SEBO	Evolution 300/350/450, 360/460		V	✓			10	
268 300 415 0	SEBO	Evolution 300/350/450, 360/460		V	✓			150	

Saugertüten

R+M Nr.	passend für Hersteller	TYP	V = Vliesfilter . P1 = Papier 1-lagig . P2 = Papier 2-lagig	M	↻	VPE *	VPE *	VPE **	ME
268 141 0	SEBO	Evolution 300/350/450, 360/460		P2	✓	10	350		Stück
268 100 1	SELCO	Noiseless		P1	✓	10	250		Stück
268 111 9	SIEMENS	VM 10000		P2		10	180		Stück
268 131 0	SIEMENS	VU 30		P2		10	280		Stück
268 300 401 0	SORMA	RS 310, TM 430, TM 260		V	✓			10	
268 300 415 0	SORMA	RS 310, TM 430, TM 260		V	✓			150	
268 141 0	SORMA	RS 310, TM 430, TM 260		P2	✓	10	350		Stück
268 302 401 0	SORMA	SM 110		V				10	
268 302 418 0	SORMA	SM 110		V				80	
268 144 4	SORMA	SM 110		P2		10	220		Stück
268 302 212 0	SORMA	SM 115, 118, 515; 10 Stk. im PE-Beutel inkl. 2 Stk. Motorschutzfilter		V	✓			120	
268 302 201 0	SORMA	SM 115, 118, 515; 10 Stk. im PE-Beutel							
		inkl. 2 Stk. Motorschutzfilter		V	✓			10+2	
268 302 101 0	SORMA	SM 115, SM 118, SM 515		V	✓			10	
268 302 113 0	SORMA	SM 115, SM 118, SM 515		V	✓			130	
268 102 300 1	SORMA	SM 115, SM 118, SM 515		P2	✓	10	200		Stück
268 100 1	SORMA	SM 115, SM 118		P1	✓	10	250		Stück
268 150 2	SORMA	SM 125		P2	✓	10	300		Stück
268 151 2	SORMA	SM 505 (=Tennant 3400)		P2	✓	10	200		Stück
268 107 5	SORMA	SM 510 (=Tennant 3410)		P2	✓	10	240		Stück
268 154 4	SORMA	SM 510 (=Tennant 3410)		P2	✓	10	200		Stück
268 107 4	SORMA	SM 515, 520, (=Tennant 3800)		P1		10	200		Stück
268 144 5	SORMA	TM 375/455 (sebo automatic)		P2		10	300		Stück
268 302 401 0	SOTECO	15-20 Liter, 2er Serie, Base 101, 103, Supercondor, Amsterdam 115 HP,							
		Europa Rocky I, Yes Play 202		V				10	
268 302 418 0	SOTECO	15-20 Liter, 2er Serie, Base 101, 103, Supercondor, Amsterdam 115 HP,							
		Europa Rocky I, Yes Play 202		V				80	
268 302 500 5	SOTECO	20-45 L., 3er & 5er Serie		V				5	
268 302 506 0	SOTECO	20-45 L., 3er & 5er Serie		V				60	
268 301 100 5	SOTECO	45-90 L., 4er & 6er Serie		V				5	
268 301 104 0	SOTECO	45-90 L., 4er & 6er Serie		V				40	
268 142 7	SOTECO	Base 101, 103, Supercondor, Amsterdam 115 HP, Europa Rocky I		P2		10	180		Stück
268 142 21	SOTECO	Box		P2		10	220		Stück
268 142 2	SOTECO	Box		P1		10	250		Stück
268 149 7	SOTECO	Europa 115/300, Rocky II		P2		10	140		Stück
268 302 000 5	SOTECO	Leo, Leo Eco		V	✓			5	
268 302 010 0	SOTECO	Leo, Leo Eco		V	✓			100	
268 157 6	SOTECO	Leo, Leo Eco		P2	✓	10	260		Stück
268 163 2	SOTECO	Micro		P1		10	230		Stück
268 300 900 5	SOTECO	Nevada 215, 503 R		V				5	
268 300 905 0	SOTECO	Nevada 215, 503 R		V				50	
268 111 8	SOTECO	Nevada 215, 503 R		P2		10	120		Stück
268 301 000 5	SOTECO	T 110, Nevada 103 RAD		V				5	
268 301 006 0	SOTECO	T 110, Nevada 103 RAD		V				60	
268 111 9	SOTECO	T 110, Nevada 103 RAD		P2		10	180		Stück
268 142 71	SOTECO	Yes Play 202		P2		10	220		Stück
268 144 4	SOTECO	Yes Play 202		P2		10	220		Stück
268 302 310 0	SPRINTUS	Maximus, Maximus pro, Maximus pt, T 11 EVO; 10 Stk. im PE-Beutel							
		inkl. 1 Stk. Motorschutzfilter		V	✓			100	
268 302 301 0	SPRINTUS	Maximus, Maximus pro, Maximus pt, T 11 EVO; 10 Stk. im PE-Beutel							
		inkl. 1 Stk. Motorschutzfilter		V	✓			10+1	
268 304 301 0	SPRINTUS	N 20/1 K, N 27/1 E, N 27/1 ERT, N 30/1 KPT, N 30/1 KS		V	✓			10	
268 304 308 0	SPRINTUS	N 20/1 K, N 27/1 E, N 27/1 ERT, N 30/1 KPT, N 30/1 KS		V	✓			80	
268 302 716 0	SPRINTUS	T 11; 10 Stk. im PE-Beutel inkl. 1 Stk. Motorschutzfilter		V	✓			160	

* Preis pro Stück ** Preis pro VPE

Symbole TYP Typ M Material ↻ Verschließbar ME Mengeneinheit VPE Verpackungseinheit

Saugertüten

R+M Nr.	passend für Hersteller	TYP	V = Vliesfilter . P1 = Papier 1-lagig . P2 = Papier 2-lagig . P3 = Papier 3-lagig	M		VPE *	VPE *	VPE **	ME
268 302 701 0	SPRINTUS	T 11; 10 Stk. im PE-Beutel inkl. 1 Stk. Motorschutzfilter		V	✓			10+1	
268 148 6	TASKI	Bora 12 "S" (8504150)		P2	✓	10	200		Stück
268 149 5	TASKI	Dorsalino (8504190)		P2	✓	10	400		Stück
268 302 101 0	TASKI	S 4, S 6, Babybora, Hurricane (8.500.600)		V	✓			10	
268 302 113 0	TASKI	S 4, S 6, Babybora, Hurricane (8.500.600)		V	✓			130	
268 102 300 1	TASKI	S 4, S 6, Babybora, Hurricane (8.500.600)		P2	✓	10	200		Stück
268 100 1	TASKI	S 4, S 6, Bora		P1	✓	10	250		Stück
268 302 212 0	TASKI	S 4, S 6, babybora, Hurricane; 10 Stk. im PE-Beutel inkl. 2 Stk. Motorschutzfilter		V	✓			120	
268 302 201 0	TASKI	S4, S6, babybora, Hurricane; 10 Stk. im PE-Beutel inkl. 2 Stk. Motorschutzfilter		V	✓			10+2	
268 143 7	TASKI	Tapitronic, Tapiset 38/45 (8502160)		P2	✓	10	350		Stück
268 304 401 0	TASKI	Vento 15 (7514888), Vento 15 S		V				10	
268 304 405 0	TASKI	Vento 15 (7514888), Vento 15 S		V				50	
268 161 6	TASKI	Vento 15 (7514888), Vento 15 S		P2		10	100		Stück
268 160 6	TASKI	Vento 8 (7514803), Vento 8 S		V				100	
268 160 9	TASKI	Vento 8 (7514886), Vento 8 S		P2		10	200		Stück
268 151 2	TENNANT	3400 (=Sorma SM 505), V 5		P2	✓	10	200		Stück
268 154 4	TENNANT	3410 (=Sorma SM 510)		P2	✓	10	200		Stück
268 107 5	TENNANT	3410 (Sorma SM 510)		P2		10	240		Stück
268 107 4	TENNANT	3800 (=Sorma SM 515, 520)		P1		10	200		Stück
268 147 8	TENNANT	CV 141		P2	✓	10	300		Stück
268 149 7	TENNANT	V 10		P2		10	140		Stück
268 300 900 5	TENNANT	V 12		V				5	
268 300 905 0	TENNANT	V 12		V				50	
268 111 8	TENNANT	V 12		P2		10	120		Stück
268 301 100 5	TENNANT	V 14		V				5	
268 301 104 0	TENNANT	V 14		V				40	
268 166 9	TENNANT	V 6		P2		12	240		Stück
268 167 5	TMB	Dryver 10 R, 10 RE; 5 L.		P2		10	320		Stück
268 167 6	TMB	Dryver 15 R, 15 RE; 10 L.		P2		10	300		Stück
268 158 11	VERMOP	Jetvac		P2		10	220		Stück
268 303 901 0	VIPER	DSU 1, DSU 8, DSU 10, Smartness DV-10, GVD 10		V	✓			10	
268 303 920 0	VIPER	DSU 1, DSU 8, DSU 10, Smartness DV-10, GVD 10		V	✓			200	
268 304 000 5	VIPER	DSU 12, DSU 15		V	✓			5	
268 304 008 0	VIPER	DSU 12, DSU 15		V	✓			80	
268 166 7	VIPER	Eco 15		P2	✓	10	220		Stück
268 301 200 5	VIPER	LSU 135, LSU 135P		V	✓			5	
268 301 206 0	VIPER	LSU 135, LSU 135P		V	✓			60	
268 301 300 5	VIPER	LSU 155, LSU 155P, LSU 255, LSU 255P, LSU 275, LSU 275P,		V	✓			5	
268 301 304 0	VIPER	LSU 155, LSU 155P, LSU 255, LSU 255P, LSU 275, LSU 275P,		V	✓			40	
268 108 6	VIPER	Smartness DV-10, GVD 10		P2	✓	10	300		Stück
268 133 5	VOLTA	U 149, U 157, U 165, U 167, U 173, U 178, U 179, U 196, U 200, U 201, U 203, U 215, TR 6/7		P1		10	450		Stück
268 304 700 5	WAP	Aero 20-01, 20-11, 20-21, 25-11, 25-21, Buddy 15, 18		V	✓			5	
268 304 708 0	WAP	Aero 20-01, 20-11, 20-21, 25-11, 25-21, Buddy 15, 18		V	✓			80	
268 164 8	WAP	Aero 400/440		P2	✓	10	140		Stück
268 164 9	WAP	Aero 640/840		P2	✓	10	120		Stück
268 156 7	WAP	Attix 3		P2	✓	10		150	
268 304 808 0	WAP	Attix 30, Attix 350/360, Attix 8 Gallon, Centix 60		V	✓			90	
268 300 200 5	WAP	Attix 40/50, Attix 550/590, Attix 12 Gallon		V	✓			5	
268 300 206 0	WAP	Attix 40/50, Attix 550/590, Attix 12 Gallon		V	✓			60	
268 156 8	WAP	Attix 5		P2	✓	10	80		Stück
268 301 501 0	WAP	Saltix 10; 9 L.		V	✓			10	
268 301 511 0	WAP	Saltix 10; 9 L.		V	✓			110	
268 149 9	WAP	Saltix 10; 9 L.		P2	✓	10	200		Stück
268 156 9	WAP	Saltix		P2		10	200		Stück
268 161 5	WAP	SQ4, SQ450-11, SQ450-21, SQ450-31, SQ4501M, SQ4502M, SQ4503M, SQ490-31		P2	✓	10	160		Stück

* Preis pro Stück ** Preis pro VPE

Symbole TYP Typ M Material Verschließbar ME Mengeneinheit VPE Verpackungseinheit

Saugertüten

R+M Nr.	passend für Hersteller	TYP	V = Vliesfilter . P1 = Papier 1-lagig . P2 = Papier 2-lagig	M		VPE *	VPE *	VPE **	ME
268 302 901 0	WEBER	15-1 STBL Jack Line, 15-1 STBL Vac Line		V	✓			10	
268 302 908 0	WEBER	15-1 STBL Jack Line, 15-1 STBL Vac Line		V	✓			80	
268 102 336 1	WEBER	15-1 STBL Jack Line, 15-1 STBL Vac Line		P2	✓	10	180		Stück
268 301 200 5	WEBER	30-1-STBL Jack Line, 30-1-STBL Vac Line		V	✓			5	
268 301 206 0	WEBER	30-1-STBL Jack Line, 30-1-STBL Vac Line		V	✓			60	
268 301 100 5	WEBER	90-3-STBL, 90-3-PTBL		V				5	
268 301 104 0	WEBER	90-3-STBL, 90-3-PTBL		V				40	
268 301 300 5	WEBER	Vac Line 70-2-STBL, 70-2-STBL SF, 70-3-STBL, 70-3-PTBL, 80-3-STBL		V	✓			5	
268 301 304 0	WEBER	Vac Line 70-2-STBL, 70-2-STBL SF, 70-3-STBL, 70-3-PTBL, 80-3-STBL		V	✓			40	
268 302 716 0	WEBER	Vac-Line 12-1 PLBL, S1 Secco; 10 Stk. im PE-Beutel inkl. 1 Stk. Motorschutzfilter		V	✓			160	
268 302 701 0	WEBER	Vac-Line 12-1 PLBL, S1 Secco; 10 Stk. im PE-Beutel inkl. 1 Stk. Motorschutzfilter		V	✓			10+1	
268 302 801 0	WEBER	x2-Aqua		V				10	
268 302 808 0	WEBER	x2-Aqua		V				80	
268 111 3	WETROK	Karpawel 350; Combisauger, 10 Stk. im PE-Beutel mit rundem Motorschutzfilter		P2	✓	10+1	300		
268 304 601 0	WETROK	Monovac 6, Monovac 6 Plus, Bantam 6/9		V	✓			10	
268 304 610 0	WETROK	Monovac 6, Monovac 6 Plus, Bantam 6/9		V	✓			100	
268 139 61	WETROK	Monovac 6, Monovac 6 Plus, Bantam 6/9		P2	✓	10	150		Stück
268 153 01	WETROK	Monovac 9, Monovac 11 Plus		P2	✓	10	120		Stück
268 100 1	WETROK	Picovac		P1	✓	10	250		Stück
268 302 401 0	WIRBEL	814, 815		V				10	
268 302 418 0	WIRBEL	814, 815		V				80	
268 301 000 5	WIRBEL	814, 815		V	✓			5	
268 301 006 0	WIRBEL	814, 815		V	✓			60	
268 111 9	WIRBEL	814, 815		P2		10	180		Stück
268 302 500 5	WIRBEL	819, 829		V				5	
268 302 506 0	WIRBEL	819, 829		V				60	
268 300 900 5	WIRBEL	819, 829		V				5	
268 300 905 0	WIRBEL	819, 829		V				50	
268 111 8	WIRBEL	819, 829		P2		10	120		Stück
268 157 7	WIRBEL	909 Plus, Mikros K12		P2	✓	10	280		Stück
268 301 200 5	WIRBEL	935, 936, 938		V	✓			5	
268 301 206 0	WIRBEL	935, 936, 938		V	✓			60	
268 301 300 5	WIRBEL	98, 960, 962, 980		V	✓			5	
268 301 304 0	WIRBEL	98, 960, 962, 980		V	✓			40	
268 301 400 5	WIRBEL	W 1		V				5	
268 301 412 0	WIRBEL	W 1		V				120	
268 162 41	WIRBEL	W 1		P2		10	240		Stück



easyprotect365+ protection for high pressure cleaning 538
Gloves 537
R+M / Suttner team wear 536
Safety spectacles, safety goggles and face shields 537

R+M / Suttner team wear

Polo-shirt



» Design: Breathable
» High-quality business-polo-shirt
» 100% cotton, approximately 210 g/m²
» Color: Navy / blue

R+M Nr.	size
980 015 1	S
980 016 1	M
980 017 1	L
980 018 1	XL
980 019 1	2XL
980 020 1	3XL
980 020 11	4XL

Softshell-jacket



» Design: Waterproof, breathable, warm inside, wind resistant
» 2 zippered side pockets
» 1 chest pocket
» Material: Shell: 96 % Polyester, 4 % Elastane
» Color: Navy / grey

R+M Nr.	size
980 040 1	S
980 041 1	M
980 042 1	L
980 043 1	XL
980 044 1	2XL
980 045 1	3XL
980 046 1	4XL

Team jacket 3 in 1 with softshell inner jacket



» Design: Outer jacket: Waterproof, breathable, windproof
» Mesh lining in the upper body area, taped seams, integrated hood, adjustable cuffs, Velcro stormflap, security pocket with zipper, unisex
» 2 zippered side pockets, 2 side pockets with zipper
» Soft shell inner jacket with a warm interior
» Material: Outer: Isotex 5000 polyester fabric
» Material: Interior: Softshell
» Color: Navy / black (always plain, no color combinations)

R+M Nr.	size
980 050	S
980 051	M
980 052	L
980 053	XL
980 054	2XL
980 055	3XL

Sweat-shirt



» Design: zipper, collar, long sleeve
» High-quality work-sweat-shirt
» 70 % cotton, 30 % polyester 320 g/m²
» Color: Navy / blue

R+M Nr.	size
980 021 1	S
980 022 1	M
980 023 1	L
980 024 1	XL
980 025 1	2XL
980 026 1	3XL
980 027 1	4XL

T-shirt



» Design: Short sleeve
» High-quality work-shirt
» 100 % cotton about 195 g/m²
» Color: Navy / blue

R+M Nr.	size
980 060 1	S
980 061 1	M
980 062 1	L
980 063 1	XL
980 064 1	2XL
980 065 1	3XL
980 066 1	4XL

Safety spectacles, safety goggles and face shields

Safety spectacles



- Anti-fog, scratch-proof and antistatic polycarbonate lens
- Integrated side protection. Including neck cord
- 100 % UV-protection
- Protected against shock, splinters and solid particle
- Weight 25 g

R+M Nr.
956 002 817



- Anti-fog and scratch-proof polycarbonate smoke lens
- Panoramac field of vision
- 100 % UV-protection
- Protected against shock, splinters and solid particle
- Weight 30 g

R+M Nr.
956 002 820

Flip-up face shields



- Anti-fog, scratch-proof and antistatic polycarbonate lens
- Adjustable headgear
- 100 % UV-protection
- Protected against shock, splinters, solid particle and chemical danger (dangerous drops)
- Weight 200 g

R+M Nr.
956 003 487

Safety goggles with temples



- Anti-fog, scratch-proof and antistatic polycarbonate lens
- Straight temples with adjustable strap. Integrated side protection. Exchangeable plastic foam rim with indirect ventilation
- Including microfibre cloth
- 100 % UV-protection
- Shockproof in case of extreme temperatures
- Protected against shock, splinters, solid particle and liquids
- Weight 52 g

R+M Nr.
956 004 828

Visor



- Anti-fog, scratch-proof and antistatic polycarbonate lens
- Visor in connection with safety goggle
  956 003 067
- Shockproof in case of extreme temperatures. Resistant to chemical drops, toxic gases, small and big toxic particle, melting metals and hot solids
- Weight 73 g

R+M Nr.
956 003 128

Safety goggles with adjustable strap



- Anti-fog, scratch-proof and antistatic polycarbonate lens
- Fits over prescription spectacles. Ball-pivot. Fits with respiratory half mask
- 100 % UV-protection
- Shockproof in case of extreme temperatures. Resistant to chemical drops, toxic gases, small and big toxic particle, melting metals and hot solids
- Weight 113 g

R+M Nr.
956 003 067

The accident prevention regulations of the Employer's Liability Insurance Association regarding "the use of high pressure cleaner" (BGV D15) and "tasks with liquid jets" (BGV D26) prescribe that adequate eye and face protection have to be worn in case of an operating pressure of 25 bar and more.

Gloves

Chemistry Glove Solvex®



Category III -Protection Glove Alpha-Tec® Solvex®37-675.
Very durable nitrile glove for use with hazardous chemicals. The reversed lozenge finish further enhances levels of grip. Cotton-flock liner to the glove

R+M Nr.	VPE		size	↔
956 067 511	1 pair	0.38	11	330 mm
956 167 511	12 pairs	0.38	11	330 mm
956 267 511	144 pairs	0.38	11	330 mm

Protective work gloves Pro-Fit



Category II protective glove, EN 388:2016, Level 3.1.3.1.X

R+M Nr.	VPE	size
980 030	12 pairs	8
980 031	12 pairs	9

- PU glove, white / white
- Palm and fingertips with PU coating
- Polyamide liner
- Circular knit seamless, knitted cuff
- Comfortable to wear, breathable
- Secure grip with excellent sense of touch
- High abrasion resistance for long service life
- Excellent fit

Symbols VPE packing unit thickness mm

easyprotect365+ protection for high pressure cleaning

easyprotect365+ **professional protective clothing for abrasive blasting operations up to 500 bar / 7,500 psi.**

The strongest fiber in the world for the toughest demands of the world. Thanks Dyneema any application grown to safely master the most difficult tasks.

The perfect protection for people who work professionally with high-pressure cleaner not only in the industry.

Comfort, function and safety

Until now there has been no adequate protection for high pressure cleaning.

Nothing that corresponded to the achievements of modern devices or user requirements on comfort and functionality. Our experience with water blasting work at high pressures (up to 500 bar / 7,500 psi) and other personal protective equipment are the basis for our new clothing range. **easy**protect365+ protection for high pressure cleaning.

Ideal protection for abrasive blasting of concrete rehabilitation works, shipyards, petrochemical and steel industry.

Apron



- 3-layer apron with CE certification
- Security for blasting work up to 500 bar
- Ideal for work in warm environments
- Adjustable carrying band, waist band
- Easy to put on and waterproof
- Weight 0.7 kg
- One Size
- Protection class 5/5/2

R+M Nr.
956 123 501

Special gloves



- Special gloves with CE certification
- Security for blasting work up to 500 bar
- Sand-rubber coating for maximum grip
- Extra inner glove made of nylon
- Protection class 5 cut 4 abrasion, tear and cut resistance
- In two sizes 8 / 11
- Protection class 5/5/2

R+M Nr.	size
956 100 501	8
956 100 502	11

Protective boots



- Protective boots with CE Certification
- Security for blasting work up to 500 bar
- Designed for long working in rough conditions
- Textile lining for maximum comfort
- Waterproof and anti-slip sole
- Weight 2.8 kg
- Sizes 42 - 48
- Protection class 5/5/3

R+M Nr.	EUR	US	UK
956 152 501	42	9	8
956 152 502	43	9,5	9
956 152 503	44	10,5	10
956 152 504	45	11,5	11
956 152 505	46	12	11,5
956 152 506	47	13	12,5
956 152 507	48	13,5	13,5

Protection class 5/5/2

rotating nozzle 500 bar/7,500 psi
flat jet 500 bar/7,500 psi
point jet 200 bar/3,000 psi
CE 89/686/EEC

Protection class 5/5/3

rotating nozzle 500 bar/7,500 psi
flat jet 500 bar/7,500 psi
point jet 300 bar/4,350 psi
CE 89/686/EEC

Note - load capacity for point jet:
300 bar / 4,350 psi



Reference list manufacturer number to R+M number

Kärcher

Manufacturer Nr.	page	R+M Nr.
2.042-001.0	23	110 00
2.042-001.0	23	110 05
2.113-000.0	303	126 025 034
2.113-001.0	303	126 100 040
2.113-003.0	303	126 040 040
2.113-015.0	303	126 025 080
2.113-016.0	303	126 025 090
2.113-017.0	303	126 025 100
2.113-021.0	303	126 025 040
2.113-022.0	303	126 025 045
2.113-023.0	303	126 025 050
2.113-025.0	303	126 025 055
2.113-033.0	303	126 100 045
2.113-034.0	303	126 100 050
2.113-035.0	303	126 100 055
2.113-037.0	303	126 100 075
2.113-042.0	303	126 015 034
2.113-045.0	303	126 015 040
2.113-046.0	303	126 015 045
2.113-047.0	303	126 015 055
2.113-049.0	303	126 015 070
2.113-051.0	303	126 015 080
2.113-053.0	303	126 040 045
2.113-054.0	303	126 040 050
2.113-055.0	303	126 040 055
2.114-013.0	314	200 097 700
2.637-064.0	--	521 201
2.637-065.0	--	521 201
2.637-108.0	246	561 41
2.637-120.0	449	109 506
2.637-121.0	--	109 31
2.637-177.0	446	109 760 973
2.637-238.0	389	740 141
2.637-238.0	389	750 141
2.637-691.0	28	200 033 700
2.637-728.0	--	520 91
2.637-729.0	--	400 047 008
2.637-750.0	389	740 201
2.637-750.0	389	750 201
2.637-767.0	179	400 047 015
2.637-926.0	--	540 31
2.638-183.0	385	590 163
2.638-183.0	382	593 16
2.638-821.0	--	521 042 301
2.638-976.0	89	852 14
2.639-919.0	390	740 005
2.639-919.0	390	740 009
2.640-679.0	306	521 052 302
2.640-679.0	308	521 052 400
2.640-692.0	256	200 175 411
2.640-693.0	331	200 075 482
2.641-374.0	26	734 10
2.641-706.0	--	390 061 209
2.641-706.0	--	460 061 209
2.641-740.0	475	276 284 380
2.641-798.0	295	545 505 0
2.641-866.0	393	763 434 32
2.641-867.0	395	763 430 06
2.642-305.0	268	200 330 600
2.642-997.0	306	521 030 300
2.643-577.0	311	108 809 71
2.683-974.0	90	852 12
2.780-001.0	26	950 10
2.880-001.0	--	780 919 262
2.880-001.0	107	790 100
2.880-001.0	--	790 952 010 0
2.880-154.0	--	790 103
2.880-168.0	107	790 100
2.880-177.0	90	852 10
2.880-194.0	76	200 006 436
2.880-208.0	--	790 120
2.880-296.0	--	790 105
2.883-099.0	104	568 001 1
2.883-388.0	277	602 90
2.883-389.0	277	602 70
2.883-390.0	277	602 60
2.883-391.0	277	603 00
2.883-392.0	277	603 20
2.883-393.0	277	603 25
2.883-394.0	277	603 30
2.883-396.0	277	603 60
2.883-397.0	277	605 10
2.883-398.0	277	605 20
2.883-399.0	277	605 30
2.883-400.0	277	605 30
2.883-401.0	277	605 40
2.883-402.0	277	605 50
2.883-404.0	277	605 70
2.883-405.0	277	605 75
2.883-406.0	277	605 80
2.883-407.0	277	606 00
2.883-408.0	277	606 10
2.883-785.0	277	606 20
2.883-791.0	89	805 50
2.883-803.0	277	605 05
2.883-805.0	277	605 10
2.883-821.0	277	605 05
2.883-829.0	277	605 20
2.884-007.0	90	852 12
2.884-085.0	90	852 12
2.884-522.0	277	607 60
2.884-523.0	277	607 70
2.884-524.0	277	607 80
2.884-525.0	277	608 10
2.884-526.0	277	608 25
2.884-527.0	277	608 30
2.884-533.0	277	600 10
2.884-534.0	277	600 20
2.884-535.0	277	600 30
2.884-536.0	277	600 40
2.884-537.0	277	600 50
2.884-540.0	277	600 75
2.884-541.0	277	600 80
2.884-897.0	171	200 088 518
2.884-899.0	172	316 96
2.884-901.0	172	316 961
2.884-924.0	171	200 088 518
2.884-925.0	172	316 96
2.884-963.0	171	200 088 518
2.884-964.0	171	200 088 518
2.885-012.0	259	200 085 400
2.885-224.0	277	602 55
2.885-459.0	277	606 40
2.889-117.0	484	264 013
2.889-118.0	484	263 613
2.889-152.0	483	263 605
3.415-641.0	91	665 70
3.637-170.0	73	200 160 802
4.111-029.0	125	569 23
4.111-030.0	125	561 022 220
4.111-030.0	125	568 022 220
4.111-030.0	125	568 022 221
4.111-031.0	125	561 022 220
4.111-031.0	125	568 022 220
4.111-031.0	125	568 022 221
4.111-032.0	--	565 688
4.111-034.0	125	565 681
4.111-036.0	125	565 686
4.111-037.0	125	569 22
4.111-046.0	125	200 301 100
4.363-691.0	--	790 581
4.401-041.0	104	568 10
4.401-076.0	104	568 10
4.401-091.0	104	568 10
4.402-022.0	246	561 41
4.402-024.0	--	200 040 700
4.402-025.0	106	561 90
4.402-078.0	246	561 41
4.403-002.0	122	569 40
4.415-040.0	91	665 71
4.421-739.0	122	316 961 2
4.421-739.3	122	316 961 2
4.440-038.0	--	305 107 5
4.440-092.0	130	330 104 310
4.440-416.0	427	330 012 701 021
4.440-417.0	427	330 012 701 022
4.440-807.0	426	330 012 701 001
4.440-808.0	426	330 012 701 002
4.440-809.0	426	330 012 701 003
4.440-810.0	426	330 012 701 004
4.440-810.0	426	330 012 701 008
4.440-811.0	426	330 012 701 005
4.440-811.0	426	330 012 701 009
4.440-812.0	426	330 012 701 006
4.440-812.0	426	330 012 701 010

R+M high quality spare parts are obtained from well-established manufacturers. As a rule they are not original spare parts. The original order numbers and the indication of other information are exclusively for your guidance and furthermore they are not intended for the general use, e.g. invoices addressed to end users. In case of mentioning the original order numbers in your orders it can not be assumed that the products ordered are original spare parts. Original spare parts are supplied when they are especially offered as those in our catalogue or in other mailing pieces such as special offers or newsletters.

Kärcher

Manufacturer Nr.	page	R+M Nr.
4.440-813.0	426	330 012 701 007
4.440-813.0	426	330 012 701 012
4.470-041.0	122	559 908 221
4.580-144.0	385	706 151
4.580-160.0	385	706 05
4.580-163.0	--	707 36
4.610-026.0	499	262 080 102
4.610-078.0	501	262 080 101
4.680-063.0	93	200 080 512
4.680-070.0	93	200 080 532
4.680-077.0	93	200 080 502
4.680-084.0	93	200 080 552
4.680-097.0	93	200 080 522
4.680-098.0	93	200 080 532
4.680-114.0	93	200 080 114
4.680-123.0	93	200 080 123
4.680-127.0	93	200 080 502
4.680-135.0	93	200 080 542
4.730-019.0	26	732 90
4.730-029.0	30	734 50
4.730-059.0	28	200 033 900
4.760-048.0	--	070 000 170
4.760-048.0	247	514 10
4.760-049.0	247	514 50
4.760-049.0	247	514 501
4.760-049.0	247	514 59
4.760-052.0	247	514 80
4.760-052.0	247	514 801
4.760-058.0	--	514 00
4.760-073.0	267	513 112
4.760-101.0	247	514 510
4.760-101.0	247	514 511
4.760-101.0	247	514 519
4.760-101.0	247	514 519 1
4.760-102.0	247	514 11
4.760-102.0	247	514 119
4.760-103.0	247	514 81
4.760-103.0	247	514 811
4.760-103.0	247	514 819
4.760-129.0	247	514 71
4.760-129.0	247	514 711
4.760-129.0	247	514 719 1
4.760-132.0	--	523 98
4.760-134.0	--	523 98
4.760-156.0	--	516 11
4.760-157.0	--	516 81
4.760-180.0	--	516 61
4.760-182.0	247	514 10
4.760-182.0	247	514 19
4.760-212.0	267	515 01
4.760-220.0	247	514 519 1
4.760-245.0	437	200 097 801
4.760-245.0	267	515 01
4.760-268.0	247	514 30
4.760-268.0	247	514 301
4.760-268.0	247	514 39
4.760-268.0	247	514 391
4.760-269.0	--	658 103 51
4.760-355.0	247	514 519 1
4.760-361.0	264	523 962
4.760-364.0	--	514 219 1
4.760-365.0	247	514 719 1
4.760-366.0	247	514 819 1
4.760-434.0	264	523 962
4.760-550.0	247	514 519 1
4.760-550.0	248	514 549 1
4.760-550.0	249	514 529 1
4.760-584.0	248	514 529
4.760-584.0	249	514 529 1
4.760-584.0	248	514 549
4.760-584.0	248	514 549 1
4.760-609.0	--	514 849
4.760-609.0	--	514 849 1
4.760-660.0	248	514 529
4.760-660.0	249	514 529 1
4.760-660.0	248	514 549
4.760-660.0	248	514 549 1
4.760-661.0	248	514 749
4.760-661.0	248	514 749 1
4.760-662.0	--	514 849
4.760-662.0	--	514 849 1
4.760-664.0	248	514 129
4.760-664.0	248	514 149
4.760-679.0	249	200 146 550
4.760-691.0	248	514 129
4.760-691.0	248	514 149
4.760-694.0	248	514 749
4.760-694.0	248	514 749 1
4.762-010.0 + 2.637-900.0	301	520 854 0
4.762-010.0 + 2.637-901.0	301	520 854 5
4.762-010.0 + 2.637-902.0	301	520 855 0
4.762-010.0 + 2.637-903.0	301	520 855 5
4.762-010.0 + 2.637-904.0	301	520 856 0
4.762-010.0 + 2.637-905.0	301	520 856 5
4.762-015.0	299	522 20
4.762-047.0	34	523 70
4.762-062.0	232	559 980 500
4.762-065.0	--	522 501 1
4.762-249.0	--	930 002 908
4.762-252.0	--	930 002 822
4.762-283.0	299	522 40
4.762-284.0	299	522 40
4.762-287.0	299	522 20
4.762-287.0	299	522 20
4.762-288.0	299	522 20
4.762-288.0	299	522 20
4.762-510.0	299	522 20
4.762-536.0	299	523 001
4.762-559.0	299	522 40
4.762-560.0	299	522 20
4.762-561.0	299	522 40
4.762-562.0	299	522 20
4.763-039.0	290	658 105 04
4.763-058.0	290	658 105 54
4.763-078.0	281	200 357 355
4.763-078.0	281	200 458 355
4.763-082.0	281	200 357 345
4.763-082.0	281	200 458 345
4.763-083.0	281	200 458 365
4.763-084.0	281	200 458 345
4.763-085.0	281	200 458 310
4.763-093.0	281	200 357 350
4.763-123.0	281	200 357 350
4.763-124.0	291	657 555 1
4.763-130.0	291	657 560 1
4.763-146.0	281	200 357 355
4.763-170.0	281	200 357 340
4.763-170.0	281	200 458 340
4.763-174.0	290	658 104 54
4.763-184.0	--	653 340 011
4.763-184.0	285	653 040 011
4.763-211.0	291	657 545 1
4.763-228.0	--	653 335 011
4.763-228.0	--	653 340 011
4.763-229.0	--	653 340 011
4.763-250.0	281	200 357 355
4.763-250.0	281	200 458 355
4.763-250.0	281	200 458 360
4.763-252.0	282	200 456 640
4.763-252.0	281	200 357 340
4.763-252.0	281	200 458 340
4.763-253.0	281	200 357 350
4.763-253.0	281	200 458 350
4.763-254.0	281	200 458 370
4.763-254.0	281	200 458 380
4.763-930.0	281	200 458 310
4.763-931.0	282	200 456 635
4.763-931.0	281	200 357 335
4.763-977.0	--	653 330 011
4.763-988.0	281	200 458 345
4.764-012.0	267	200 056 500
4.764-066.0	291	657 555 1
4.764-208.0	281	200 458 310
4.767-002.0	291	657 545 1
4.767-005.0	291	657 555 1
4.767-022.0	281	200 357 335
4.767-023.0	281	200 357 340
4.767-024.0	281	200 357 350
4.767-041.0	281	200 357 330
4.767-076.0	281	200 458 390
4.767-116.0	282	200 456 635
4.767-116.0	281	200 357 335
4.767-117.0	282	200 456 640
4.767-117.0	281	200 357 340
4.767-117.0	281	200 458 340
4.767-229.0	281	200 357 330
4.767-230.0	281	200 357 335
4.767-231.0	281	200 357 340
4.767-232.0	281	200 357 345
4.767-233.0	281	200 357 350
4.775-012.0	201	202 600 710
4.775-016.0	208	200 860 520
4.775-026.0	208	200 860 520
4.775-029.0	--	202 300 820
4.775-036.0	211	507 001 590
4.775-037.0	--	202 300 820
4.775-056.0	--	202 300 820
4.775-079.0	211	507 001 590
4.775-080.0	211	507 001 590
4.775-120.0	--	202 300 820
4.775-152.0	--	202 300 820
4.775-191.0	211	507 001 590
4.775-194.0	--	202 300 820

Reference list manufacturer number to R+M number

Kärcher

Manufacturer Nr.	page	R+M Nr.
4.775-204.0	--	202 300 820
4.775-251.0	--	202 300 820
4.775-271.0	--	202 300 820
4.775-273.0	--	202 300 820
4.775-282.0	200	202 300 710
4.775-282.0	201	202 600 710
4.775-282.0	208	200 860 520
4.775-466.0	200	202 300 720
4.775-466.0	201	202 600 720
4.775-470.0	--	200 052 500
4.775-471.0	--	200 052 500
4.775-526.0	--	200 052 500
4.775-825.0	214	202 715 580
5.181-041.0	--	930 001 905
5.401-129.0	271	519 60
5.401-153.0	271	519 60
5.401-210.0	271	519 60
5.403-034.0	122	569 50
5.403-128.0	382	593 16
5.403-175.0	122	569 40
5.762-004.0	34	523 72
5.762-112.0	--	930 002 247
5.762-125.0	--	930 002 249
5.762-126.0	--	930 002 907
5.762-127.0	--	930 002 244
5.762-133.0	--	930 002 825
5.762-169.0	--	930 002 932
5.762-169.0	--	930 002 932
5.762-171.0	--	930 002 823
5.762-208.0	--	930 002 252
5.762-299.0	--	930 000 910
5.763-011.0	--	651 861
5.763-012.0	--	651 481
5.763-013.0	--	651 851
5.763-015.0	183	650 09
5.763-015.0	183	650 10
5.763-016.0	183	650 50
5.763-019.0	183	650 40
5.763-020.0	183	650 50
5.765-030.0	277	600 10
5.765-031.0	277	600 20
5.765-032.0	277	600 30
5.765-033.0	277	600 40
5.765-034.0	277	600 50
5.765-035.0	277	600 60
5.765-036.0	277	600 70
5.765-037.0	277	600 75
5.765-038.0	277	600 80
5.765-039.0	277	601 00
5.765-040.0	277	601 10
5.777-023.0	--	930 000 172
6.025-253.0	301	200 555 565
6.233-017.0	387	107 008 0
6.273-207.0	--	930 001 906
6.286-466.0	382	594 16
6.287-024.0	26	950 20
6.287-025.0	26	950 40
6.287-025.0	26	950 40
6.288-044.0	126	953 50
6.290-215.0	26	950 10
6.291-388.0	--	952 10
6.362-092.0	48	161 288 0
6.362-092.0	48	161 289 0
6.362-151.0	107	790 10
6.362-376.0	--	050 000 490
6.362-392.0	107	790 20
6.362-406.0	--	793 305 178
6.362-406.0	48	161 276 0
6.362-406.0	48	161 277 0
6.362-427.0	--	050 000 590
6.362-458.0	--	050 000 210
6.362-472.0	--	796 15
6.362-481.0	123	791 42
6.362-482.0	104	568 011
6.362-484.0	--	903 616 00
6.362-484.0	48	161 282 0
6.362-484.0	48	161 283 0
6.362-524.0	104	568 010
6.362-534.0	120	551 502 43
6.362-547.0	--	050 002 050
6.362-577.0	--	050 000 020
6.362-586.0	--	050 000 260
6.363-554.0	--	050 000 247
6.365-053.0	48	161 280 0
6.365-053.0	48	161 281 0
6.365-055.0	48	161 284 0
6.365-055.0	48	161 285 0
6.365-330.0	48	161 278 0
6.365-330.0	48	161 279 0
6.365-332.0	48	161 274 0
6.365-332.0	48	161 275 0
6.365-333.0	48	161 272 0
6.365-333.0	48	161 273 0
6.365-347.0	48	161 290 0
6.365-347.0	48	161 291 0
6.365-432.0	48	161 264 0
6.365-432.0	48	161 265 0
6.365-438.0	48	161 270 0
6.365-438.0	48	161 271 0
6.369-001.0	510	930 106 025
6.369-002.0	510	930 103 025
6.369-003.0	510	930 102 025
6.369-022.0	510	930 106 033
6.369-023.0	510	930 103 033
6.369-024.0	510	930 102 033
6.369-077.0	510	930 106 035
6.369-078.0	510	930 103 035
6.369-079.0	510	930 102 037
6.369-469.0	510	930 101 031
6.369-470.0	510	930 102 031
6.369-471.0	510	930 104 031
6.369-472.0	510	930 103 031
6.369-473.0	510	930 106 031
6.369-475.0	--	930 000 198
6.369-476.0	--	930 000 196
6.369-477.0	--	930 000 195
6.369-479.0	--	930 000 194
6.369-900.0	--	930 001 618
6.370-007.0	34	523 72
6.370-122.0	--	930 000 919
6.370-125.0	--	930 000 917
6.370-126.0	--	930 000 777
6.370-127.0	--	930 000 947
6.370-129.0	--	930 000 776
6.370-130.0	--	930 000 946
6.370-131.0	--	930 000 920
6.370-132.0	--	930 000 781
6.370-133.0	--	930 000 950
6.370-970.0	--	930 001 376
6.371-200.0	34	523 73
6.371-279.0	34	523 72
6.386-125.0	122	569 20
6.386-356.0	383	583 161 6
6.386-465.0	382	595 16
6.386-466.0	382	594 16
6.388-057.0	138	342 100 510
6.388-060.0	141	460 000 210
6.388-071.0	128	340 100 420
6.388-083.0	134	345 601 121 0
6.388-083.0	128	345 101 410
6.388-455.0	12	720 20
6.388-458.0	12	722 40
6.388-460.0	12	722 20
6.388-461.0	12	720 10
6.388-462.0	12	720 50
6.388-465.0	12	720 30
6.388-473.0	12	722 30
6.388-474.0	12	723 01
6.388-483.0	13	728 310
6.388-547.0	23	735 40
6.388-548.0	23	735 50
6.388-576.0	13	728 311
6.388-803.0	159	301 50
6.388-803.0	159	301 52
6.388-813.0	128	340 100 420
6.388-813.0	128	345 100 420
6.388-825.0	128	345 100 410
6.388-826.0	128	340 100 410
6.388-831.0	178	400 000 020
6.388-832.0	178	400 000 030
6.388-854.0	131	460 010 210
6.388-860.0	178	410 000 020
6.388-860.0	178	420 300 020
6.388-934.0	13	390 010 215
6.388-987.0 (16 mtr.)	481	264 048 20

R+M high quality spare parts are obtained from well-established manufacturers. As a rule they are not original spare parts. The original order numbers and the indication of other information are exclusively for your guidance and furthermore they are not intended for the general use, e.g. invoices addressed to end users. In case of mentioning the original order numbers in your orders it can not be assumed that the products ordered are original spare parts. Original spare parts are supplied when they are especially offered as those in our catalogue or in other mailing pieces such as special offers or newsletters.

Kärcher

Manufacturer Nr.	page	R+M Nr.
6.389-028.0	--	345 100 401 5
6.389-034.0	131	390 010 210
6.389-051.0	147	330 117 304
6.389-056.0	130	330 110 310
6.389-063.0	131	460 010 210
6.389-088.0	130	335 110 315
6.389-092.0	131	460 004 210
6.389-103.0	427	330 012 701 023
6.389-103.0	427	330 012 701 025
6.389-104.0	427	330 012 701 024
6.389-104.0	427	330 012 701 026
6.389-160.0	130	335 110 315
6.389-176.0	130	340 110 410
6.389-190.0	128	345 111 410
6.389-301.0	128	340 101 415
6.389-351.0	130	330 110 310
6.389-354.0	131	460 010 210
6.389-479.0	135	341 101 610
6.389-479.0	140	347 601 121 0
6.389-479.0	140	347 601 121 07
6.389-479.0	138	342 101 510
6.389-555.0	--	460 010 810
6.389-571.0	130	340 110 420
6.389-574.0	131	460 010 210
6.389-581.0	135	346 100 620 7
6.389-581.0	--	346 100 620 9
6.389-581.0	138	347 100 520 7
6.389-581.0	--	347 100 520 9
6.389-581.0	138	342 101 520
6.389-582.0	131	390 010 210
6.389-597.0	128	335 111 310
6.389-609.0	138	342 100 520
6.389-646.0	130	345 110 410
6.389-720.0	128	345 101 415
6.389-786.0	128	340 100 410
6.389-853.0	130	330 110 310
6.389-856.0	128	345 111 410
6.389-891.0	128	343 100 410
6.390-010.0	128	343 100 415
6.390-023.0	128	350 100 415
6.390-025.0	128	343 111 410
6.390-026.0	--	345 100 410 8
6.390-026.0	--	345 100 420 8
6.390-026.0	128	345 100 410
6.390-027.0	128	345 101 420
6.390-028.0	178	400 000 020
6.390-028.0	178	410 000 020
6.390-028.0	178	420 300 020
6.390-029.0	178	400 000 030
6.390-029.0	178	410 000 030
6.390-029.0	178	420 300 030
6.390-030.0	178	420 300 020
6.390-031.0	128	343 100 420
6.390-078.0	130	330 110 310
6.390-096.0	131	390 004 210
6.390-171.0	128	343 111 420
6.390-174.0	130	330 110 315
6.390-185.0	128	343 111 415
6.390-208.0	128	345 111 420
6.390-293.0	--	343 100 430
6.390-294.0	--	345 111 430
6.390-372.0	131	390 010 215
6.390-445.0	138	332 110 515
6.390-463.0	141	460 028 209
6.390-544.0	130	330 110 315
6.390-704.0	138	342 111 510
6.390-705.0	138	342 111 520
6.390-726.0	128	350 100 420
6.391-168.0	128	330 111 310
6.391-172.0	142	330 136 815
6.391-172.0	142	390 036 815
6.391-238.0	128	330 111 310
6.391-342.0	128	343 100 410
6.391-351.0	--	345 111 410 8
6.391-419.0	128	343 100 410
6.391-420.0	130	330 110 310
6.391-421.0	393	763 434 31
6.391-421.0	393	763 534 31
6.391-424.0	128	345 111 420
6.391-478.0	178	420 300 010
6.391-479.0	178	420 300 020
6.391-480.0	178	420 300 030
6.391-481.0	--	345 100 410 8
6.391-482.0	--	345 100 420 8
6.391-483.0	--	345 111 410 8
6.391-484.0	128	330 111 310
6.391-512.0	128	350 100 415
6.391-513.0	--	350 100 425
6.391-516.0	135	346 100 610 7
6.391-516.0	--	346 100 610 9
6.391-516.0	138	347 100 510 7
6.391-516.0	--	347 100 510 9
6.391-516.0	135	341 100 610 7
6.391-517.0	135	346 100 620 7
6.391-517.0	--	346 100 620 9
6.391-517.0	138	347 100 520 7
6.391-517.0	--	347 100 520 9
6.391-517.0	135	341 100 620 7
6.391-520.0	393	763 434 31
6.391-520.0	393	763 534 31
6.391-522.0	--	345 111 000 05
6.391-522.0	122	316 961 1
6.391-545.0	395	763 430 06
6.391-646.0	160	302 06
6.391-646.0	160	302 05
6.391-646.0	159	302 052
6.391-647.0	159	301 50
6.391-647.0	159	301 52
6.391-648.0	--	420 300 040
6.391-676.0	128	343 100 420
6.391-843.0	--	343 111 142 0
6.391-843.0	128	343 111 420
6.391-864.0	137	346 601 121 0
6.391-882.0	128	335 111 310
6.391-883.0	128	335 100 310
6.391-924.0	128	343 111 410
6.392-203.0	392	764 434 32
6.392-203.0	392	764 434 33
6.392-204.0	395	763 430 06
6.392-206.0	128	335 100 310
6.392-207.0	128	335 111 310
6.392-210.0	--	202 600 552
6.392-369.0	128	330 100 310
6.392-965.0	392	764 434 38
6.394-559.0	249	200 085 686
6.394-561.0	269	525 085 1
6.394-564.0	--	200 601 650
6.394-610.0	--	517 608 0
6.394-610.0	249	517 608 5
6.394-611.0	354	540 505
6.394-654.0	249	200 085 935
6.394-655.0	249	200 085 646
6.394-665.0	--	517 608 0
6.394-665.0	249	517 608 5
6.394-688.0	354	540 505
6.394-690.0	--	200 086 511
6.394-697.0	--	200 601 660
6.394-968.0	353	200 073 520
6.394-969.0	353	200 073 618
6.401-412.0	104	568 10
6.401-416.0	--	202 300 481
6.401-417.0	232	559 103
6.401-418.0	233	565 67
6.401-455.0	--	202 300 481
6.412-043.0	62	200 280 646
6.412-086.0	--	010 004 050
6.412-449.0	383	581 80
6.412-490.0	382	591 16
6.412-578.0	26	734 10
6.412-601.0	63	533 351
6.412-601.0	62	200 280 510
6.412-601.0	63	533 31
6.414-389.0	28	200 033 700
6.414-413.0	88	829 05
6.414-498.0	492	268 228 200
6.414-956.0	27	200 035 630
6.414-956.0	26	732 60
6.414-956.0	26	732 90
6.415-001.0	91	665 61
6.415-001.0	91	675 51
6.415-002 .0	91	665 71
6.415-004 .0	91	665 91
6.415-006 .0	91	675 81
6.415-010.0	91	666 21
6.415-030.0	91	668 01
6.415-040 .0	91	665 70
6.415-040.0	91	665 71
6.415-040.0	91	675 61
6.415-050.0	91	666 11
6.415-051.0	91	668 61
6.415-053.0	91	668 71
6.415-058.0	91	667 90
6.415-082.0	277	601 10
6.415-150.0	277	600 80
6.415-151.0	277	603 30
6.415-152.0	277	605 80
6.415-153.0	277	608 30
6.415-157.0	277	608 40
6.415-160.0	277	606 00
6.415-162.0	277	605 30
6.415-163.0	277	607 80
6.415-171.0	277	603 90
6.415-172.0	277	606 40

Kärcher

Manufacturer Nr.	page	R+M Nr.
6.415-173.0	277	608 80
6.415-251.0	277	603 60
6.415-252.0	277	606 10
6.415-253.0	277	608 60
6.415-257.0	277	600 50
6.415-277.0	277	605 20
6.415-278.0	277	600 20
6.415-279.0	277	602 70
6.415-280.0	277	607 70
6.415-287.0	277	605 70
6.415-288.0	277	608 20
6.415-295.0	277	605 50
6.415-296.0	277	600 30
6.415-297.0	277	600 70
6.415-301.0	277	608 00
6.415-304.0	277	601 00
6.415-305.0	277	603 20
6.415-307.0	277	603 00
6.415-308.0	277	605 10
6.415-309.0	277	603 50
6.415-310.0	277	600 70
6.415-311.0	277	605 40
6.415-312.0	277	607 90
6.415-313.0	277	602 90
6.415-314.0	277	600 40
6.415-325.0	277	609 052
6.415-327.0	277	605 60
6.415-328.0	277	600 60
6.415-336.0	277	600 10
6.415-337.0	277	602 60
6.415-338.0	277	607 60
6.415-359.0	277	605 40
6.415-419.0	277	600 75
6.415-420.0	277	603 25
6.415-421.0	277	605 75
6.415-422.0	277	608 25
6.415-424.0	276	635 70
6.415-424.0	276	635 80
6.415-428.0	184	200 049 840
6.415-440.0	184	200 049 840
6.415-492.0	91	665 30
6.415-503.0	276	635 30
6.415-504.0	276	635 40
6.415-505.0	276	635 50
6.415-520.0	91	665 40
6.415-530.0	91	665 91
6.415-539.0	91	665 90
6.415-572 .0	91	666 21
6.415-622.0	270	623 10
6.415-622.0	270	623 10
6.415-641.0	91	665 70
6.415-641.0	91	679 213 1
6.415-651.0	91	675 82
6.415-660.0	91	665 50
6.415-682.0	91	679 212 1
6.421-133.0	77	548 37
6.472-113.0	87	822 50
6.472-123.0	87	822 40
6.472-128.0	87	822 15
6.472-344.0	87	821 10
6.472-925.0	87	821 10
6.490-076.0	499	262 101
6.490-087.0	499	262 120
6.490-110.0	499	262 110 101
6.490-166.0	499	262 120 702
6.490-215.0	500	262 120 703
6.490-270.0	501	262 080 101
6.492-029.0	--	010 000 03
6.541-011.0	387	107 208 0
6.541-012.0	387	107 108 0
6.541-025.0	388	107 408 0
6.541-026.0	388	107 308 0
6.541-027.0	387	107 608 0
6.541-028.0	388	107 708 0
6.541-039.0	--	107 808 0
6.541-039.0	387	107 908 0
6.610-212.0	501	262 000 102
6.622-055.0	89	800 20
6.622-086.0	89	805 00
6.622-132.0	89	805 50
6.631-105.0	76	200 006 436
6.631-726.0	--	912 245
6.631-739.0	--	912 245
6.631-792.0	79	912 00
6.632-190.0	82	901 522
6.651-646.0	108	565 50
6.651-647.0	107	561 50
6.651-648.0	106	564 60
6.651-649.0	106	561 98
6.685-868.0	82	910 12
6.685-949.0	82	910 13
6.686-591.0	--	010 000 02
6.778-198.0	--	200 072 614
6.900-222.0	486	265 020
6.900-384.0	482	263 623 1
6.900-385.0	486	263 619
6.900-425.0	485	263 618 1
6.900-514.0	482	263 623
6.903-034.0	485	263 620
6.903-035.0	485	263 629
6.903-036.0	485	263 628
6.903-234.0	486	265 019
6.903-345.0	--	930 000 476
6.903-347.0	--	930 002 662
6.903-403.0	485	263 219
6.903-409.0	--	930 002 152
6.903-862.0	485	263 617 2
6.903-887.0	485	263 217
6.904-045.0	515	268 152 3
6.904-051.0	514	268 150 6
6.904-058.0	513	268 111 8
6.904-059.0	511	268 141 0
6.904-060.0	515	268 143 5
6.904-068.0	492	268 280 210
6.904-072.0	515	268 151 9
6.904-085.0	--	020 001 735
6.904-086.0	--	020 001 695
6.904-097.0	511	268 141 0
6.904-123.0	492	268 280 220
6.904-123.0	515	268 152 2
6.904-143.0	514	268 150 7
6.904-143.0	515	268 150 7V
6.904-167.0	514	268 150 71
6.904-206.0	492	268 228 300
6.904-208.0	515	268 153 2
6.904-210.0	515	268 154 2
6.904-216.0	515	268 152 7
6.904-218.0	515	268 152 8
6.904-263.0	514	268 150 7
6.904-283.0	492	268 228 600
6.904-284.0	492	268 228 620
6.904-290.0	515	268 158 7
6.904-294.0	515	268 160 3
6.904-312.0	515	268 157 8
6.904-322.0	515	268 150 72
6.904-329.0	515	268 303 701 0
6.904-333.0	515	268 159 0
6.904-360.0	492	268 228 330
6.904-367.0	492	268 228 310
6.904-488.0	511	268 141 0
6.905-506.0	--	930 002 255
6.905-587.0	--	930 002 694
6.905-622.0	--	930 000 606
6.905-624.0	--	930 000 691
6.905-625.0	--	930 001 158
6.905-625.0	--	930 001 158
6.905-651.0	--	930 000 692
6.905-864.0	--	930 001 499
6.905-877.0	483	263 612 43
6.905-878.0	483	263 612 42
6.905-982.0	--	930 002 744
6.905-986.0	--	930 001 588
6.906-007.0	--	930 000 912
6.906-028.0	--	930 002 234
6.906-028.0	--	930 002 234
6.906-054.0	--	930 001 494
6.906-055.0	--	930 001 492
6.906-076.0	--	930 002 747
6.906-078.0	--	930 001 496
6.906-085.0	--	930 001 503
6.906-097.0	511	268 141 0
6.906-104.0	515	268 152 3
6.906-118.0	515	268 143 61
6.906-118.0	515	268 143 6
6.906-132.0	--	930 001 156
6.906-132.0	--	930 001 156
6.906-206.0	--	930 001 588
6.906-332.0	--	930 001 496
6.906-346.0	--	930 002 914
6.906-383.0	--	264 012 5
6.906-384.0	--	263 612 6
6.906-512.0	--	263 612 3
6.906-513.0	--	263 612 4
6.906-523.0	515	268 143 6
6.906-554.0	--	264 012 4
6.906-563.0	--	930 002 913
6.906-755.0	485	263 615 1
6.907-276.0	492	268 228 900
6.907-277.0	492	268 228 910
6.907-409.0	--	263 612 4

Kärcher

Manufacturer Nr.	page	R+M Nr.
6.907-409.0	483	263 612 41
6.907-409.0	483	263 612 48
6.907-512.0	484	263 613
6.951-073.0	--	930 000 182
6.951-073.0	--	930 000 182
6.951-073.0	--	930 000 182
6.951-164.0	--	930 000 183
6.951-164.0	--	930 000 183
6.951-164.0	--	930 000 183
6.958-170.0	--	930 001 245
6.958-171.0	--	930 001 243
6.958-172.0	--	930 001 247
6.958-173.0	--	930 001 246
6.958-234.0	--	930 001 371
6.958-235.0	--	930 001 369
6.959-130.0	515	268 159 8
6.989-903.0	233	559 94
6.989-903.0	233	559 95
6.996-003.0	--	930 001 482
7.362-501.0	--	050 001 361
7.367-000.0	48	157 465 0
8.300-481.0	107	561 30
9.315-002.0	--	519 501

R+M high quality spare parts are obtained from well-established manufacturers. As a rule they are not original spare parts. The original order numbers and the indication of other information are exclusively for your guidance and furthermore they are not intended for the general use, e.g. invoices addressed to end users. In case of mentioning the original order numbers in your orders it can not be assumed that the products ordered are original spare parts. Original spare parts are supplied when they are especially offered as those in our catalogue or in other mailing pieces such as special offers or newsletters.

Reference list manufacturer number to R+M number

IPC

Manufacturer Nr.	page	R+M Nr.
AVTB39119	--	740 20
AVTB39119	--	740 009
FTAC23737	30	200 033 900
GUGO10368	--	520 800 7
GUGO10371	--	050 000 070
GUVR16593	--	568 008
ioppr86137	--	202 300 676
IPIP08138	--	202 000 580
IPIP08138	223	202 000 500
IPIP19772	212	201 500 581
IPIP86827	--	202 300 840
IPIP89840	--	202 300 674
IPPR12973	--	202 000 820
IPPR18062	--	202 000 810
IPPR43065	--	202 300 780
IPPR45298	--	202 300 675
IPPR45817	--	202 300 676
IPPR86137	207	202 300 685
IPPR89429	--	202 300 677
KTRI00038	--	544 323 14
KTRI10689	212	202 000 044
KTRI14653	61	200 261 528
KTRI16958	61	200 261 526
KTRI28914	--	109 620
KTRI43422	283	200 458 255
LAFN06313	94	200 080 635
LAGR44154	94	200 080 635
LCLC06368	--	106 921 00
LCLC41140	--	521 203
LCLC86829	--	200 000 240
LCPR04507	--	521 101
LCPR12975	241	513 203 1
LCPR12976	241	513 303 1
LCPR12977	241	513 403 1
LCPR12978	--	513 503 1
LCPR12979	--	513 603 1
LCPR12985	237	202 300 400
LCPR19891	--	520 95
LCPR24936	363	540 502
LCPR24937	--	200 070 510
LCPR24937	363	540 40
LCPR24937	363	540 402
LCPR29360	--	515 00
LCPR33263	--	653 345 06
LCPR46571	--	070 000 420
LCTE00034	269	200 056 500
LCTE41970	283	200 357 545
LCTE41971	283	200 458 655
LCTE41971	283	200 458 655
LCTE47892	283	200 458 635
LPCR12985	--	202 300 390
MECI88352	--	200 261 480
MEPF06949	--	200 005 500
MEPF17533	61	200 261 513
MEPF88344	61	200 261 517
MLML13335	61	200 261 513
MPVR46562	--	020 008 615
MPVR46563	--	020 008 620
MPVR46570	--	020 003 400
MPVR46572	--	020 003 410
NBNB04978	--	106 000
NBNB12340	--	106 100
PVVR08143	--	202 000 030
PVVR08149	--	502 912 0
PVVR08615	--	040 000 440
PVVR08617	--	020 001 290
PVVR08618	--	010 001 700
PVVR14120	--	010 002 561
PVVR14121	--	010 002 562
PVVR16955	--	020 002 850
PVVR16956	--	200 036 000
PVVR16957	--	040 001 490
PVVR17571	61	200 261 527
PVVR21711	--	020 001 910
PVVR37732	--	060 000 270
PVVR46566	205	202 300 490
PVVR46567	--	202 300 420
PVVR88350	--	020 001 860
PVVR88456	--	010 001 790
RCGR08658	25	200 066 500
RCIN10577	--	565 30
RCIN10810	--	569 70
RCIN17663	104	200 044 510
RCIN17663	104	568 00
RCIN88940	104	200 044 510
RCVR13030	--	010 006 70
RODS10201	--	010 003 165
SPID19889	--	522 506
SPID19890	--	523 10
TBAP09624	--	410 027 010
TBAP15631	128	345 101 310
TBAP15632	128	355 101 310
TBAP16291	128	343 101 310
TBAP16654	128	343 101 315
TBAP16655	128	343 101 320
TBAP16656	128	345 101 315
TBAP16657	128	345 101 320
TBAP20264	131	460 012 208
TBAP22182	--	355 101 330
TBAP23853	179	410 012 020
TBAP24406	179	410 012 010
TBAP25324	128	343 100 310
TBAP26473	--	330 112 308
TBAP28305	141	460 000 208
TBAP28590	--	340 100 308
UGLN00044	278	618 10
UGLN02287	278	617 90
UGLN02293	278	610 50
UGLN02295	278	618 20
UGLN02297	278	610 60
UGLN02300	278	618 30
UGLN02302	278	610 70
UGLN02304	278	618 40
UGLN02306	278	610 80
UGLN02307	278	618 50
UGLN02309	278	610 90
UGLN02310	278	618 70
UGLN02311	278	611 10
UGLN02312	278	618 90
UGLN02313	278	611 30
UGLN02314	278	619 00
UGLN02316	278	611 40
UGLN02323	278	610 07
UGLN03327	278	618 00
UGLN03329	278	610 30
UGLN05172	278	610 40
UGLN05174	--	624 90
UGLN11304	278	610 10
UGLN11777	278	618 60
UGLN15293	278	611 00
UGLN21188	278	610 20
UGLN21878	278	617 65
UGLN28784	183	650 10
UGLN28785	183	650 20
VVAZ15529	60	200 261 655
VVAZ87716	60	200 261 551
VVAZ88040	60	200 261 660

R+M high quality spare parts are obtained from well-established manufacturers. As a rule they are not original spare parts. The original order numbers and the indication of other information are exclusively for your guidance and furthermore they are not intended for the general use, e.g. invoices addressed to end users. In case of mentioning the original order numbers in your orders it can not be assumed that the products ordered are original spare parts. Original spare parts are supplied when they are especially offered as those in our catalogue or in other mailing pieces such as special offers or newsletters.

Alto / WAP

Manuf. Nr.	page	R+M Nr.
1187	--	151 383 0
1310	12	722 10
1311	12	720 20
1381	123	791 42
1479	82	915 122 0
1657	--	967 380 00
1716	12	720 10
1717	12	722 20
1718	12	722 30
1719	12	722 40
1753	87	822 50
1756	87	822 50
2463	12	723 30
2504	278	635 20
2506	278	635 60
2507	278	635 80
2803	--	967 014 00
3250	12	720 30
3251	12	723 40
3252	12	723 10
3329	118	552 001
3330	118	552 101
4011	12	723 20
4721	--	151 382 0
5144	--	263 620+263 619
5149	495	263 612 1
5149	495	263 612 1
5253	497	265 016
5521	20	305 20
5521	20	306 90
5567	--	651 402
5709	23	110 00
5889	--	657 202
5895	106	564 50
6086	497	263 618 1
6149	--	790 30
6343	71	189 211 0
6425	29	701 403
6429	493	263 644 20
6465	20	305 50
6577	22	711 56
6698	82	910 15
6868	--	982 100 00
7102	498	265 020
7270	--	263 612 3
7599	493	265 046 30
7754	82	915 122 0
7811	278	632 60
7813	278	635 40
7814	278	635 50
7825	278	639 57
7974	395	107 008 0
7975	395	107 208 0
7976	395	107 608 0
7979	396	107 408 0
7989	461	109 506
7990	461	109 516
8050	20	305 10
8051	27	200 035 500
8069	--	514 302
8070	--	514 502
8070	--	514 502 9
8071	--	514 702
8071	--	514 702 9
8072	--	514 802
8072	--	514 802 9
8074	--	514 502 91
8075	--	513 114
8076	22	711 51
8097	278	632 20
8301	26	950 50
8466	26	950 10
8526	--	514 102
8526	--	514 102 9
8528	278	635 30
8634	122	569 10
8675	--	569 12
9326	48	151 380 0
10022	503	268 264 300
10263	12	723 00
10356	35	523 72
11162	71	189 321 0
11328	--	651 842
11375	301	524 10
11376	301	524 20
11618	503	268 263 620
11984	493	265 049 20
11984	--	265 049 30
11985	493	263 649 20
14238	493	265 044 25
14240	493	263 249 20
14295	497	263 615
14577	102	581 70
14987	132	340 176 310
15101	--	264 052 3
15101	494	265 050
15307	493	262 549 20
15312	--	263 646 20
15326	493	262 548 30
15348	--	263 612 5
15349	496	263 612 52
15475	503	268 264 310
15518	69	121 412 92
16163	--	200 860 570
16163	--	200 860 570
16208	108	567 30
16443	--	520 800 9
16741	--	121 413 22
17211	--	200 055 626
17216	--	200 055 540
17387	278	630 40
18059	--	790 305
19643	--	918 328 00
20316	389	599 121 5
20317	--	599 181 5
20446	399	740 14
20863	--	330 195 000
24855	79	833 00
24856	79	833 10
24865	23	110 05
25371	283	200 357 155
25372	283	200 357 145
25373	283	200 357 135
25447	--	522 102
25598	441	106 995 070 1
26635	89	805 40
26691	511	262 080 102
29582	43	903 847 00
29747	503	268 264 000
30063	503	268 263 610
30223	107	564 00
31314	--	850 52
31753	27	200 031 600
32541	13	727 10
32541	13	728 311
33308	91	679 46
33465	91	679 202
34641	503	268 263 800
34756	--	850 41
37337	106	561 90
37450	115	108 300 01
37700	104	568 70
37700	105	108 700 07
37871	--	109 717
40455	497	263 618
40458	497	265 017
41164	503	268 263 700
41164	503	268 263 710
41171	94	200 080 600
41306	132	340 176 320
41394	278	632 40
42160	503	268 263 510
42160	503	268 263 520
42628	82	915 102 4
43685	229	200 601 600
46918	184	200 049 830
46918	184	200 049 970
46920	178	410 015 010
46920	179	411 015 010
46921	183	650 10
47310	178	410 015 020
47310	179	411 015 020
48748	511	262 120 202
48748	511	262 120 202
48872	283	200 458 450
48874	283	200 458 445
48875	283	200 458 455
48916	511	262 080 102
48967	91	679 19
48981	283	200 458 470
48982	283	200 458 460
48983	283	200 458 410
49181	178	410 015 030
49181	179	411 015 030
49283	283	200 357 435
49285	283	200 357 445
49287	283	200 357 455
49364	--	653 035 02
49366	--	653 045 02
49368	--	653 055 02
49587	123	903 598 00
49594	511	262 120 202
49600	511	262 080 102

Alto / WAP

Manuf. Nr.	page	R+M Nr.
52964	396	107 708 0
52966	396	107 308 0
53654	35	523 76
56875	--	200 860 570
56875	--	200 860 570
56899	--	341 194 610
56899	--	342 194 515
56901	--	341 194 615
56901	--	342 194 520
56962	--	658 104 02
60076	503	268 264 210
60077	503	268 264 200
60356	--	263 612 4
61069	--	901 641 00
61074	--	441 200 41
61076	--	982 176 00
61077	43	340 123 01
61078	43	340 124 01
61079	43	340 088 01
61079	43	340 130 01
61115	130	340 194 310
61252	130	340 194 320
61256	27	731 21
61274	511	262 140 102
61369	22	711 55
61605	504	268 289 400
61659	91	675 41
61951	--	330 193 310
62012	511	262 140 102
62144	123	318 272 1
62201	58	133 362 8
62363	130	340 194 315
62381	40	001 560 01
62382	40	001 300 01
62383	40	001 760 01
62384	--	001 860 01
62455	--	001 120 02
62456	--	001 890 02
62457	--	015 110 02
62517	--	015 090 02
62518	--	015 100 02
62519	--	001 860 11
62520	--	001 560 02
63030	43	340 127 01
63060	43	340 096 01
63245	--	330 193 320
63347	28	701 405
63564	40	001 520 01
64195	495	263 612 2
64354	43	340 006 01
64355	43	340 028 01
64540	108	567 50
65437	283	200 357 440
66159	--	318 272 3
66161	235	559 101
66162	235	559 261
80853	441	106 995 015 2
80919	26	950 40
81033	--	952 10
1000001	390	596 153 8
1110790	204	202 300 560
1117076	--	516 055 5
1119402	204	202 300 570
1400274	119	200 045 505
1401983	139	357 144 515
1401983	136	351 144 615
1401983	139	352 144 515
1401991	139	357 144 520
1401991	136	351 144 620
1401991	139	352 144 520
1402007	--	357 144 525
1402015	--	357 144 530
1402064	133	355 644 315
1402064	136	356 144 615
1402064	139	357 144 515
1402072	133	355 644 320
1402072	136	356 144 620
1402072	139	357 144 520
1402080	--	355 644 325
1402098	--	355 644 330
1402759	--	355 644 350
1402890	119	200 045 505
1402932	--	355 644 303
1402940	--	355 144 305
1405569	132	340 144 310
1405666	132	340 144 320
1600493	119	557 204
1601871	235	040 003 080
1602945	--	527 003 004
1603101	119	557 209
1603612	390	593 15
1603620	390	595 15
1603638	390	594 15
1603760	--	593 30
1603786	--	594 30
1603794	--	595 30
1604461	--	734 50+734 293 00
3000031	119	792 025 100
3000049	119	791 825 100
3801024	87	825 45
4810214	--	365 144 320
4810219	--	365 144 310
5301378	26	950 10
6101766	133	355 644 310
6101766	136	356 144 610
6101766	139	357 144 510
6101767	139	357 144 510
6101767	136	351 144 610
6101767	139	352 144 510
6120486	236	559 20
6122411	--	653 050 05
6241288	80	912 540
6400000	27	200 035 510
6400067	--	516 05+613 70
6400113	--	516 05+613 50
6401050	291	653 850 014
6401051	291	653 855 014
6401052	291	653 860 014
6401053	291	653 865 014
6401067	235	559 102
6401242	75	200 167 850
6401243	75	200 167 855
6401244	75	200 160 615
6401244	75	200 160 616
6401246	75	200 160 617
6401247	75	200 167 860
6404368	--	200 072 646
6404368	--	200 072 648
6404368	--	200 072 651
6404369	--	200 072 647
6404369	--	200 072 649
6404369	--	200 072 652
6410755	--	653 045 05
6410762	--	522 505
6410763	--	515 05
6410765	--	523 805
6410766	179	400 032 015
6410792	--	400 032 008
6410884	--	658 104 55
6410885	--	658 103 55
6411013	236	559 55
7110020	367	106 024 600
8000115	179	400 032 010
8000205	179	400 032 020
8001115	179	410 037 010
8001155	179	410 037 015
8001205	179	410 037 020
8001255	179	410 037 025
8001305	179	410 037 030
8002405	179	410 037 040
8051390	272	200 009 600
8065020	183	650 20
101405641	--	330 115 431 082
101405770	--	343 144 310+200 045 510
101405770	--	345 144 310+200 045 510
101406175	--	330 144 315+200 045 510
101406176	142	330 110 081 5
102802856	283	200 458 410
106402171	291	653 855 014
106402190	204	202 300 570
106402190	205	202 600 545
106403011	254	200 054 630
106403091	--	200 053 538+200 357 540
106403092	--	200 053 538+200 357 545
106403093	--	200 053 538+200 357 550
106403094	--	200 053 538+200 357 555
106403095	--	200 053 538+200 357 565
106403096	--	200 053 538+200 357 570
106403110	--	200 053 538+200 357 510
106403111	--	200 053 538+200 458 812
106403168	403	763 534 30
106408234	361	200 073 528
106420191	203	202 600 632
107142542	142	330 110 081 5
107400052	493	264 049 20
107400562	504	268 268 710
301000173	30	734 40
301000487	108	565 50
301000488	107	564 30
301000645	235	559 262
301000886	91	675 71
301000887	91	676 01
301001100	--	345 144 315+200 045 510

Alto / WAP

Manuf. Nr.	page	R+M Nr.
301001101	--	345 144 320+200 045 510
301001108	283	200 357 450
301001146	53	170 275 7
301001148	53	170 185 7
301001148	53	170 185 7
301001149	55	170 188 7
301001153	53	170 286 4
301001153	53	170 286 4
301001489	--	170 186 6
301002275	--	330 144 310+200 045 510
301002490	179	411 035 010
301002491	179	411 035 020
301002492	179	411 035 030
301150009	90	850 60
302000259	--	263 611 1
302000449	524	268 156 7
302000527	524	268 156 8
302000658	503	268 268 600
302002509	497	263 617
302002798	496	263 813
302002880	496	265 814
302002892	524	268 300 000 5
302002892	524	268 300 003 5
302003384	513	262 120 104
302003794	496	265 000 452
302003795	496	265 000 451
302004000	524	268 304 800 5
302004000	524	268 304 808 0
302004004	524	268 300 200 5
302004004	524	268 300 206 0
309002061	--	200 129 135
1408244500	497	263 217

R+M high quality spare parts are obtained from well-established manufacturers. As a rule they are not original spare parts. The original order numbers and the indication of other information are exclusively for your guidance and furthermore they are not intended for the general use, e.g. invoices addressed to end users. In case of mentioning the original order numbers in your orders it can not be assumed that the products ordered are original spare parts. Original spare parts are supplied when they are especially offered as those in our catalogue or in other mailing pieces such as special offers or newsletters.

Falch

Manufacturer Nr.	page	R+M Nr.
8453802	122	569 20
8457538	273	519 60
8452137	27	200 031 610
8452359	183	651 30
8452965	269	200 056 500
8454312	--	200 006 500
8454469	62	200 280 510
8454579	27	200 035 510
8455249	26	200 015 500
8455250	61	200 261 513
8455568	61	200 261 526
8455569	61	200 261 527
8455580	--	200 260 730
8455595	212	202 000 044
8455770	77	200 006 490
8455903	--	200 005 500
8455908	26	200 015 510
8456181	--	200 260 735
8456641	61	200 261 526
8457517	183	650 00
8457522	203	202 600 550
8457598	27	200 031 600
8457598	301	522 10
8457615	60	200 261 500
c010	--	953 50
d0020	278	610 05
d0025	278	610 07
d0030	278	610 10
d0035	278	610 20
d0040	278	610 30
d0045	278	610 40
d0050	278	610 50
d0055	278	610 60
d0060	278	610 70
d0065	278	610 80
d0070	278	610 90
d0075	278	611 00
d0080	278	611 10
d0085	278	611 20
d0090	278	611 30
D051	303	200 555 410
D057	303	200 555 410
d2510	--	617 40
d2520	278	617 50
d2525	278	617 65
d2530	278	617 70
d2535	278	617 80
d2540	278	617 90
d2545	278	618 00
d2550	278	618 10
d2555	278	618 20
d2560	278	618 30
d2565	278	618 40
d2570	278	618 50
d2575	278	618 60
dk345	183	650 10
dk355	183	650 20
ds090	303	200 555 455
ds110	303	200 555 475
e0110006	--	002 060 03
e0111195	--	180 602 51
e0111202	--	180 602 70
e0111225	--	180 604 96
e0111234	--	180 607 94
e0111264	--	180 612 91
e0111265	--	180 612 92
e0111266	--	180 612 97
e0111267	--	180 613 00
e0111327	--	180 708 93
e0111505	--	180 733 08
e0111506	--	180 733 38
e0111507	--	180 733 42
e0111511	--	180 733 67
e0111517	--	180 742 04
e0111830	43	520 400 09
e0190039	26	200 015 505
e0190040	26	200 015 535
e0190041	25	200 066 500
e0800008	183	651 10
e0800008	183	651 10
e0800010	183	651 20
e0800019	303	200 555 430
e0800030	278	611 40
e0800031	278	619 00
e0800139	183	651 15
e0800217	278	618 70
e0800218	278	618 80
e0800219	278	618 90
e0800220	--	618 95
e0810029	273	200 000 003
e1010049	--	340 100 320 + 569 40
e1190045	231	200 550 620
e1600007	32	734 55
e1600007	32	734 54
e1600020	32	734 76
e1600020	32	734 76
e1600023	32	734 75
e1600023	32	734 75
e1600023	32	734 74
e1700014	--	905 105
e1700032	--	200 006 550
f0000007	26	950 10
IP-KIT123	43	340 123 01
IP-KIT124	43	340 124 01
IP-KIT125	45	340 125 01
IP-KIT130	43	340 130 01
IP-KIT137	--	340 137 01
IP-KIT23	43	340 023 01
IP-KIT88	43	340 088 01
IP-KIT90	--	340 090 01
mo59	--	200 505 560
n003	108	565 29
n005	108	565 39
n006	108	565 59
n099	96	518 39
n220	97	570 49
n260	393	706 03
s001	156	358 100 310 9
s002	156	358 100 320 9
s003	156	358 100 330 9

Reference list manufacturer number to R+M number

Falch

Manufacturer Nr.	page	R+M Nr.
s012	--	358 100 302 9
s054	--	340 100 310 + 569 40
s108	--	420 312 008
s108	179	410 012 008
s115	179	410 012 015
s115	179	420 312 015
s352	23	735 60
SP-KIT101	--	181 405 22
SP-KIT102	--	181 405 21
SP-KIT112	--	181 404 49
SP-KIT131	--	181 405 66
SP-KIT132	--	181 405 67
v001	104	568 10
v005	107	561 39
v006	106	561 49
v007	106	560 39
v008	273	519 70
v044	122	569 40
xs31.1-30-500	--	185 230 500
z0000003	26	950 40
z0000010	297	545 504 5
z0000069	--	200 000 250
z0000116	291	655 500 520
z0000116	291	655 500 525
z0000128	--	517 603 9
z0000136	222	202 705 590
z0000137	272	200 009 600
z0000157	--	655 555 555
Z0000160	303	200 555 555
Z0000161	303	200 555 565
Z0000162	303	200 555 575
z0000164	262	200 154 520
Z0000167	303	200 555 555
Z0000168	303	200 555 565
Z0000169	303	200 555 575
z0000180	283	200 458 645
z0000181	283	200 458 655
z0000209	222	202 750 535
z0000210	202	202 300 760
z0000210	203	202 600 760
Z0000256	303	200 555 530
Z0000260	303	200 555 530
z0000400	106	561 69
z0000401	107	561 59
z0000505	--	750 20! 500 bar
z0000507	--	740 20! 500 bar
z0000508	--	750 40! 500 bar
z0000509	--	740 40! 500 bar
z0000510	399	750 40
z0000515	461	109 506
z0000516	461	109 516
z0000517	461	109 526
z0000518	461	109 536
z030	261	070 003 502
z031	261	070 008 002
z032	261	070 008 002
z033	261	070 012 002
z054	203	202 600 760
z055	221	203 600 556
z073	175	110 10
z075	27	731 21
z081	283	200 357 545

Kränzle

Manufacturer Nr.	page	R+M Nr.
12131	--	517 603
12131	--	517 603 9
12133	254	516 605
12133	253	517 054 630
12133	254	200 054 630
12161	--	500 60
12204	210	200 810 530
12320	202	202 300 500
12320	203	202 600 500
12320	211	201 100 500
12320	212	201 500 500
12320	213	507 001 500
12326	--	200 810 710
12326	202	202 300 520
12326	203	202 600 520
12326	212	201 500 550
12326	213	507 001 550
12327	--	501 20
12328	204	202 300 684
12328	205	202 600 684
12391	206	202 300 860
12391	206	202 600 860
12393	241	513 103
12393	241	513 103 9
12420	247	511 505 905
12441	235	559 104
12442	311	512 495 90
12480	206	202 300 701
12480	206	202 300 860
12480	206	202 600 701
12480	206	202 600 860
12480	210	200 810 750
12480	211	201 100 523
12481	204	202 300 684
12481	205	202 600 684
12490	--	200 810 710
12490	202	202 300 520
12490	203	202 600 520
12490	212	201 500 550
12490	213	507 001 550
12491	202	202 300 760
12491	203	202 600 760
12491	212	201 500 760
12492	204	202 300 605
12492	205	202 600 625
12492	213	507 001 562
12493	202	202 300 500
12493	203	202 600 500
12493	211	201 100 500
12493	212	201 500 500
12493	213	507 001 500
12850	--	400 057 010
12850	--	410 057 010
13159	48	155 899 0
13201	269	657 20
13204	269	200 056 500
13220	--	542 20
13237	105	790 35
13286	122	569 20
13290	25	535 10
13291	25	535 15
13360	106	561 40
13360	106	561 40
13365	108	565 30
13365	108	565 30
13366	108	565 311
13367	108	565 10
13368	108	565 20
13368	108	565 251
13369	108	565 40
13370	108	565 80
13371	106	561 60
13372	107	561 30
13373	107	561 50
13374	110	560 50
13376	--	543 20
13377	--	544 301 1
13440	--	040 001 207

R+M high quality spare parts are obtained from well-established manufacturers. As a rule they are not original spare parts. The original order numbers and the indication of other information are exclusively for your guidance and furthermore they are not intended for the general use, e.g. invoices addressed to end users. In case of mentioning the original order numbers in your orders it can not be assumed that the products ordered are original spare parts. Original spare parts are supplied when they are especially offered as those in our catalogue or in other mailing pieces such as special offers or newsletters.

Kränzle

Manufacturer Nr.	page	R+M Nr.
13450	235	559 26
13451	235	559 26
13470	204	040 001 255
13470	235	040 003 080
13471	235	559 103
13475	235	040 001 256
14123	48	155 898 0
14141	63	533 31
14142	63	533 351
15013	48	155 897 0
15018	80	912 00
15027	301	522 10
15028	301	524 10
15039	78	548 30
15040	301	524 20
26002	--	519 15
26002	--	200 010 700
40026	--	903 608 00
40080	--	155 923 0
40170	143	330 107 815
40170	143	390 007 815
40517	48	155 892 0
41024	--	156 373 0
41031	48	156 374 0
41051	179	410 012 008
41051	180	412 012 008
41058	179	410 012 015
41058	180	412 012 015
41068	303	520 805 5
41072	--	653 840 017
41072	--	653 840 018
41072	288	653 140 018 9
41073	--	523 90
41075	--	515 00
41076	--	513 113
41080	--	345 101 330
41080	143	345 616 830
41081	--	347 101 530
41081	128	345 100 310
41081	128	345 101 310
41082	128	340 100 315
41083	143	345 616 820
41083	128	345 101 320
41084	--	345 101 325
41084	--	345 616 825
41104	--	200 036 545
41104	--	545 505 5
41105	308	521 030 300
41156	292	658 104 53
41156	292	658 104 539
41265	--	345 100 001
41631	48	156 375 0
42907	48	156 379 0
43060	48	155 894 0
43081	48	156 376 0
43083	128	345 101 320
43098	48	155 895 0
43416	128	330 100 310
43416	129	390 000 210
44025	29	701 402
44077	91	679 45
44140	71	189 321 0
44877	128	340 101 320
44878	128	340 101 310
44878	128	343 101 310
44879	128	340 101 315
46150	--	653 030 08
46150	--	653 030 089
47701	128	355 101 315
47702	128	355 101 320
47703	--	355 101 330
47704	--	355 101 340
47705	--	355 101 350
47750	409	200 071 705
48015	143	330 113 381 5
48015	--	390 013 381 5
49116	--	330 113 381 2
49116	--	390 013 381 2
121311	253	517 054 610
121311	252	517 501
121311	--	517 50 19
121315	255	516 03
121316	--	516 13
123202	206	202 300 701
123202	206	202 300 860
123202	206	202 600 701
123202	206	202 600 860
123202	210	200 810 750
123202	211	201 100 523
123271	202	202 300 760
123271	203	202 600 760
123271	212	201 500 760
123272	204	202 300 605
123272	205	202 600 625
123272	213	507 001 562
123722	204	202 300 605
123922	241	513 203
123922	241	513 203 9
123925	--	513 043
123925	--	513 043 9
132506	236	559 93
132735	--	790 351 0
132736	105	790 351 00
132872	273	519 40
132874	106	561 96
132912	393	706 031
133200	--	734 50+734 293 00
133601	104	568 00
133602	104	568 10
133602	104	568 19
133652	108	565 50
133824	--	543 30
133901	361	200 073 512
133901	361	200 073 512
133901	361	200 073 512
133902	361	200 073 514
133902	361	200 073 514
133902	361	200 073 514
133911	361	200 073 528
133911	361	200 073 528
133912	361	200 073 530
133921	362	020 073 513
133921	362	020 073 513
133922	362	020 073 520
133922	362	020 073 520
135301	361	200 073 512
135302	361	200 073 751
135303	361	200 073 528
135311	361	200 073 514
135313	361	200 073 530
141232	48	155 900 0
141351	69	530 10
150041	--	513 111
150381	27	730 25
150383	27	731 21
401701	--	331 107 815
401701	--	332 107 815
410164	26	734 10
410491	48	155 890 0
410492	48	155 890 0
410500	--	523 704
410501	--	522 504 9
410501	301	522 504
410531	--	200 860 710
410531	--	500 41
410541	--	330 100 308
410541	141	390 000 208
410541	141	460 000 208
410581	179	410 012 010
410581	180	412 012 010
410681	302	520 93
410713	283	200 357 545
410714	283	200 357 555
410723	--	653 845 017
410723	--	653 845 018
410723	288	653 145 018 9
410724	--	653 855 017
410724	--	653 855 018
410724	288	653 155 018 9
410725	287	653 040 03
410725	287	653 040 039
410726	287	653 055 03
410727	--	653 870 017
410727	--	653 870 018
410728	--	653 880 017
410728	--	653 880 018
410728	288	653 880 016
410738	287	653 030 03
410738	287	653 030 039
410739	--	653 835 017
410739	--	653 835 018
410801	--	346 101 630
410801	--	347 101 530
410811	135	346 101 610
410811	138	347 101 510
410811	138	347 101 510
410821	135	346 101 615
410821	138	347 101 515
410821	138	347 101 515
410831	135	346 101 620
410831	138	347 101 520
410833	--	341 100 630
410833	--	342 100 530

Kränzle

Manufacturer Nr.	page	R+M Nr.
410841	--	346 100 625
410841	--	347 100 525
411561	292	658 105 53
411561	292	658 105 539
411562	292	658 103 03
411562	292	658 103 039
412570	26	950 10
412597	399	740 20
412597	399	740 201
412598	399	740 30
412598	399	740 301
412601	401	741 01
412602	401	741 011
412651	--	340 100 002
414161	128	330 100 320
416491	48	155 891 0
430831	138	347 101 520
434161	128	330 100 320
434161	129	390 000 220
434162	135	331 100 610
434162	138	332 100 510
434163	135	331 100 620
434163	138	332 100 520
438291	135	331 100 615
438291	138	332 100 515
440773	91	679 47
443812	129	345 601 320
443813	135	346 601 620
443813	138	357 601 520
461501	--	653 045 08
461501	--	653 045 089
461502	--	653 060 08
461502	--	653 060 089
477021	143	355 115 332 0
480151	--	332 113 381 5
559104	--	559 104
584006	499	264 025
584007	498	263 619
584008	497	263 617
584009	497	263 615
584011	494	263 623 1
584012	498	264 019
584016	495	263 612 33
584017	497	263 618 1
584018	--	263 611 1
584019	497	263 624 2
584020	497	263 624 1
584021	--	263 612 3
584023	497	263 619 1
584026	496	265 007
584027	496	265 006
584028	--	263 612 5
584030	494	263 623
584043	499	263 656
584101	497	265 017
584102	497	265 015
584104	499	265 025
584105	498	265 018
584105	498	265 019
584105	498	265 020
584106	494	265 023
123922-D2504	240	513 204 039
123922-D25045	240	513 204 539
123922-D2505	240	513 205 039
123922-D2506	240	513 206 039
123922-D2507	240	513 207 039
123922-M20035	240	513 203 539
123922-M20045	240	513 204 539
123922-M2008	240	513 208 039
123922-M2010	240	513 210 039
123922-M2011	240	513 211 039
123922-M20125	240	513 212 539
12393-D2507	240	513 107 539
12393-M20028	240	513 103 039
12393-M2003	240	513 103 039
12393-M20042	240	513 104 039
12393-M20045	240	513 104 539
12395-D2503	--	657 330 389
12395-D2504	--	657 340 389
12395-D25045	--	657 345 389
12395-D2505	--	657 350 389
12395-D25055	--	657 355 389
12420-D2503	247	511 505 901
12420-D25045	247	511 505 901
12420-D2505	247	511 505 901
12420-D25055	247	511 505 901
12420-D2507	247	511 505 901
12420-D25075	247	511 505 901
12420-D4006	247	511 505 901
12420-D4011	247	511 505 901
12420-D40125	247	511 505 901
12420-D4015	247	511 505 901
12420-D4020	247	511 505 901
12425-055	--	653 055 023
12425-075	--	653 075 023
12430-045	291	653 845 023
12430-050	291	653 850 023
12430-055	291	653 855 023
12430-07	291	653 870 023
12486-D25045	--	507 001 951 + 605 20
12486-D25055	--	507 001 951 + 605 40
12486-D2507	--	507 001 951 + 605 70
12701-M20042	--	658 104 089
12900-03	240	512 903 049
14141K	63	533 31
14142K	63	533 351
410581-F	--	410 012 010 1
410581-F	--	412 012 010 1
410582-F	179	410 012 020
410582-F	180	412 012 020
410583-F	179	410 012 025
410583-F	180	412 012 025
410584-F	179	410 012 030
410584-F	180	412 012 030
41058-F	--	410 012 015 1
41058-F	--	412 012 015 1
411568-03	--	658 103 089
41570-028	--	653 030 079
41570-03	--	653 030 079
41570-03	--	653 030 089
41570-042	--	653 040 089
41570-045	--	653 045 079
41570-07	--	653 007 089
41570-07	--	653 070 079
41571-045	287	653 045 03
41571-045	287	653 045 039
41580-05	288	653 150 018
41580-05	288	653 150 018 9
41580-10	--	653 810 017
41580-10	--	653 810 018
41580-10	283	200 458 610
41580-11	--	653 811 017
41580-11	--	653 811 018
41580-11	284	200 458 830
42403-03	--	653 030 099
KKF04	--	122 370 170
KKF055	183	650 50
KNR045	184	200 049 825
KNR055	184	200 049 845

R+M high quality spare parts are obtained from well-established manufacturers. As a rule they are not original spare parts. The original order numbers and the indication of other information are exclusively for your guidance and furthermore they are not intended for the general use, e.g. invoices addressed to end users. In case of mentioning the original order numbers in your orders it can not be assumed that the products ordered are original spare parts. Original spare parts are supplied when they are especially offered as those in our catalogue or in other mailing pieces such as special offers or newsletters.

Weidner

Manufacturer Nr.	page	R+M Nr.
390-1301030	79	832 00
390-9900297	120	203 100 655
390-9900300	120	040 005 467
390-9900303	--	551 502 42 +
551 502 43		
EPA-IWS0201	40	002 010 01
EPI-34006201	43	340 062 01
EPI-4710005	--	471 000 51
EPI-9027050	--	902 705 00
EPI-9036160	--	903 616 00
EPI-9038470	43	903 847 00
EPKY-141291	63	121 412 91
ETD-200005511	--	200 006 550
ETD-200006490	77	200 006 490
ETD-4100	--	200 231 500
ETD-4130	62	200 280 646
ETD-4135	62	200 280 526
ETD-431400	--	534 221 4
ETD-432100	--	500 004 40
ETD-432700	--	500 000 70
ETD-432900	--	500 003 70
ETD-434000	61	200 261 528
ETD-437100	--	534 902 1
ETD-510000	--	200 006 500
ETI-150300	108	565 501
ETI-150310	108	565 59
ETI-150800	106	564 40
ETI-152200	241	070 000 040
ETI-154000	96	518 32
ETM-R000110	67	995 000 00
ETM-R000112	--	100 446 01
ETM-R000119	--	947 346 00
HDA-112200	82	915 102 4
HDA-113700	469	925 710 241
HDA-113700	469	925 712 301
HDA-132000	408	739 50
HDA-132500	408	739 60
HDA-133000	408	739 50
HDA-201000	20	305 20
HDA-202000	26	950 10
HDA-202000	27	731 21
HDA-202300	27	200 035 510
HDA-203000	12	720 10
HDA-204000	12	720 20
HDA-205000	12	724 15
HDA-208000	22	711 50
HDA-209000	22	711 55
HDD-156000	278	617 70
HDD-156100	278	617 80
HDD-156200	278	617 90
HDD-156300	278	618 00
HDD-156400	278	618 10
HDD-156500	278	618 20
HDD-156600	278	618 30
HDD-156800	278	618 50
HDD-156900	278	618 70
HDD-157200	278	618 90
HDD-157300	278	619 20
HDD-158800	278	610 30
HDD-158900	278	610 40
HDD-159000	278	610 50
HDD-159100	278	610 60
HDD-159200	278	610 70
HDD-159500	278	611 30
HDD-159600	278	611 40
HDD-159800	278	610 80
HDE-166700	--	523 991 2
HDE-171302	--	201 600 450
HDE-171910	241	070 000 050
HDE-172500	244	070 000 190
HDK-190000	179	410 012 010
HDK-190100	179	410 012 015
HDK-190200	179	410 012 020
HDK-190300	179	410 012 025
HDK-190400	179	410 012 030
HDK-190600	179	410 012 040
HDK-190800	--	410 012 050
HDK-191110	183	651 15
HDK-191200	184	200 049 800
HDK-191200	184	200 049 830
HDK-194010	178	420 301 010
HDL-143000	303	520 804 5
HDL-143000	303	520 815 0
HDL-143500	302	520 93
HDL-155500	363	540 300
HDL-155600	--	200 070 644
HDL-155600	363	540 40
HDL-161500	--	656 503
HDL-161900	--	653 340 03
HDL-162000	287	653 035 03
HDL-162300	287	653 045 03
HDL-162500	287	653 050 03
HDL-162600	287	653 055 03
HDL-162700	287	653 045 03
HDL-163100	--	657 300 3
HDL-164000	292	658 103 53
HDL-164050	292	658 103 03
HDL-164100	292	658 104 03
HDL-164200	292	658 104 53
HDL-164400	292	658 105 53
HDL-164500	--	657 545 03
HDL-164510	--	657 555 03
HDL-165200	--	200 022 500
HDL-166000	--	522 103
HDL-166000	--	523 10
HDL-166700	--	523 97
HDL-167200	--	521 203
HDL-171700	248	511 203
HDL-175000	--	200 054 570
HDL-175000	252	517 501
HDL-176000	--	513 113
HDL-177000	--	515 00
HDL-2002700	244	512 593 1
HDL-200300	241	513 103 9
HDL-200400	241	513 203 91
HDL-200500	241	513 303 91
HDL-200600	241	513 403 91
HDL-200700	--	513 503 91
HDL-200800	--	513 603 91
HDL-202300	244	512 193
HDL-202400	244	512 293
HDL-202500	244	512 393 1
HDL-202600	244	512 493 1
HDL-202600	248	511 503 91
HDL-202800	244	512 693 1
HDL-202800	248	511 703 91
HDL-202900	244	512 893 1
HDL-202900	248	511 803 91
HDP-170150	--	999
HDP-170300	--	999
HDP-170500	--	999
HDP-170600	--	999
HDP-170700	202	202 300 760
HDP-170700	203	202 600 760
HDP-170800	206	202 300 860
HDP-170800	206	202 600 860
HDP-170900	--	999
HDP-170900	--	999
HDP-171000	--	999
HDP-171000	--	999
HDS-180500	--	390 012 208
HDS-180500	--	460 012 008
HDS-183000	128	340 100 310
HDS-183200	128	345 100 310
HDS-184000	128	340 100 315
HDS-184200	128	345 100 315
HDS-185000	128	340 100 320
HDS-185200	128	345 100 320
HDS-186000	--	340 100 325
HDS-186100	--	345 100 325
HDS-186200	--	340 100 330
HDS-186200	--	345 100 330
HDS-186250	--	345 100 340
HDS-186500	--	340 100 340
HDS-187000	128	355 100 310
HDS-187100	128	355 100 315
HDS-187200	128	355 100 320
HDS-188000	138	342 100 510
HDS-188000	138	347 100 510
HDS-188100	138	342 100 515
HDS-188100	138	347 100 515
HDS-188200	138	342 100 520
HDS-188200	138	347 100 520
HDS-188300	--	342 100 525
HDS-188300	--	347 100 525
HDS-188500	138	357 100 510
HDS-188600	138	357 100 515
HDS-188700	138	357 100 520
HDS-188800	--	357 100 525
HDS-188900	--	357 100 530
HDS-189000	122	569 20
HDS-189100	--	357 100 540
IP4-7040409	43	470 404 09
ISZ-003602	498	263 619
ISZ-003603	497	263 620
ISZ-003614	497	263 618
ISZ-003615	497	264 028

Weidner

Manufacturer Nr.	page	R+M Nr.
ISZ-003622	--	264 029
ISZ-003624+25+26	--	263 624
ISZ-003627	497	263 628
ISZ-003628	497	263 629
ISZ-003636	499	263 656
ISZ-003661	492	263 640
ISZ-003664	493	263 645
ISZ-003671	492	265 054
ISZ-003673	494	263 650
ISZ-003681	495	263 611
ISZ-003685	497	263 615
ISZ-003687	497	263 617
ISZ-004003	497	264 017

Manufacturer Nr.	page	R+M Nr.
ISZ-004036	499	264 025
ISZ-004040	499	264 056
ISZ-004044	493	264 045
ISZ-004060	492	264 040
ISZ-004072	492	265 053
ISZ-004085	494	264 023
ISZ-006007	497	265 017
ISZ-006013	498	265 019
ISZ-006013	498	265 020
ISZ-006018	497	265 015
ISZ-006044	493	265 045
ISZ-006060	499	265 056
ISZ-006061	492	265 055

Manufacturer Nr.	page	R+M Nr.
ISZ-07000N	499	264 031
ISZ-07000T	499	264 030
ISZ-264019	498	264 019
ISZ-265023	494	265 023
SOZ-131000	399	740 141
SOZ-131110	399	740 20
SOZ-1311200	399	740 40
SOZ-131200	399	740 201
SOZ-131500	401	741 00
SOZ-131500	401	741 01
TWE-000710	498	263 621



Index

1SC / 1SN	173
1SN black - smooth cover	158
1SN black - wrapped cover	158
1SN blue - smooth cover	158
1SN blue - wrapped cover	158
1SN grey - wrapped cover	158
1SN red - wrapped cover	158
1ST	173
1ST black - wrapped thick cover	161
1ST blue - wrapped thick cover	161
2/3 hose tails	22
24° DIN Compression pipe couplings stainless steel V4A 1.4571 / AISI 316 TI	390
24° DIN Compression pipe couplings zinc-nickel coating	391
2-component nozzle protector ST-10	282
2SC	173
2SC black - wrapped cover	159
2SC blue - wrapped cover	159
2SC green - wrapped cover	160
2SC grey - wrapped cover	160
2SC red - wrapped cover	160
2SC yellow - wrapped cover	160
2SN black - smooth cover	159
2SN grey - smooth cover	159
2ST / 2SN	173
2ST black - wrapped thick cover	161
2ST blue - wrapped thick cover	161
3-way distribution fittings	101
90° C-rails	395
90° elbow pipe	448
A	
A, Delavan	91
Accessories AK float valves	29
Accessories and spare parts for lances and twin lances	272
Accessories antistatic	502
Accessories Bayonet quick couplings	12
Accessories couplings "universal"	13
Accessories easyclean365+ Gun	439
Accessories easyfoamer ST-73.1 & ST-73.2	362
Accessories flow restrictor	489
Accessories for TD 300 & TD 410 & TD 410 INDUSTRIAL	311
Accessories for floor cleaning machines	523
Accessories for hose reels	401, 405, 408-409
Accessories for sprayer and foamer	366-367, 444-445
Accessories for spray-ex-sucker	523
Accessories for ST-71	411
Accessories for telescopic lances with coarse thread	34
Accessories for wall cleaner	270, 305
Accessories fuel pumps	87
Accessories injectors	351-354
Accessories injectors, check valves	74
Accessories quick connect spray nozzles	295
Accessories thermometer	489
Accessories wash brushes	301
Accumulator	71
Activator	126
Adapter	488
Adapter connection ST-160	342
Adapter for lances	238, 275
Adaptor	427, 445
Adaptor 500 bar lances	282
Adaptor for lances with coarse thread	35
Adaptor for wash brushes with coarse thread	36, 475
Adhesives & sealing materials	126
Adjustable bracket in height + double wall angle	395-396
Adjustable nozzles	293
Air injector	427
Air injector for wash brushes Vorwerk	35
Air spinner system, Mosmatic	447-448
Air system spinner LU-B for floor fastening	448
Air system spinner LU-D for ceiling fastening	447
Air system spinner LU-W for wall fastening	447
AK	394
AK with ball horizontal float valves	29
AK with ball vertical float valves	29
AK with ballfloat valves	29
AK with PE float	29
AK, High pressure solenoid valves closed in off-position	79
Altemp Q NB 50	391
Animal care set	497
Annovi Reverberi high pressure pumps	55-56
Annovi Reverberi high pressure pumps for Car Wash	56
Annovi Reverberi high pressure pumps with hydraulic motor	54
Annovi Reverberi motor pumps	53
Apron	386, 538
AR/R, Monarch	91
Assembly on welding plate	388
Assembly scheme easyfoam365+ bypass injectors ST-167 without compressed air module	356
Assembly scheme easyfoam365+ bypass injectors ST-168 with compressed air module	358
Assembly scheme easyfoam365+ injectors ST-164 with compressed air module	360
Assembly scheme easyfoam365+ injectors ST-164 without compressed air module	360
Attachment trolleys	396
Automatic hose reel, mounted with pre-assembled HP-hoses	406-407
Automatic hose reels	399-400, 403-404
Automatic inlet window	405
AXEL	442
B	
B, Danfoss	91
B, Delavan	91
Back ring for high pressure quick couplings	117
Backflow preventers	26
Bajonet adapter	235
Ball PEKI	29
Ball ST-8 for float valves	29
Ball valves	14, 24, 335
Ball valves Standard	24
Ball valves with butterfly handle	24
Barrel cleaner	487
Bayonet quick couplings	12
Bayonet quick couplings with male and female thread	12
Belt support kit for telescopic lances	271
BERTOLINI high pressure pumps	59
Bicone rings	102, 392-393
BKX	384
BKX INTERPUMP regulation valve	67
blufood®	162
blufood® - food hose	21, 150, 333
blufood® per metre	333
blupur	165
Bolt sets	401
Bonded seals	121
Brass / plastic filter housings without cartridge filter	31
Brush holder	23, 35, 302, 428
brush holder easywash365+	35
Brush set	473
Bumpers	396
Burner flame controls	92

Index

Burner motors	88
C	
Cable with connector for fuel solenoid valves	88
Cables with connector for pumps	87
Canister holder	409
Car mat holder	431
Car Wash vacuum hoses	501
Carbon brushes	514
Cartridge filter	32
Cartridge filter allocation for cleaning devices	505-510
Cartridge filter for cleaning devices	503-504
Cartridge filter for pumps SP	87
Cartridge for plugs	168
CARWASH COMFORT	165
CARWASH COMFORT - the new hose wonder in self-service washing bays	144-145, 433-434
CARWASH COMFORT - you are invited to experience our blue hose wonder in DN 8!	146, 435
Carwash low pressure foam lance	422
Carwash low pressure foam lances	340
CAT high pressure pumps	58
CEE Plug	84, 470
Ceiling support brackets	395-397
Centering unit for filter housings	31
Centrifugal brake mechanism	405
Centrifugal pump	476
Ceramic high pressure nozzles	279
Ceramic sockets INTERPUMP	46
Check pressure gauges for pumps	87
Check valves & intake filter	26
Chemical injectors	72
Chemical spray gun ST-510	18, 365, 438
Chemical spray guns ST-510 & lances	18, 365, 438
Chemical spray guns ST-510 with lances	18, 365, 438
Chemistry Glove Solvex®	327, 537
Cleaning head TRS, Mosmatic	317
Cleantecs rotating nozzles with carbide insert	291, 377
Clear PVC hoses	20
Clip flue	448
COFI without flange. Cable on side, ignition transformers	89
Coil for pumps SP	87
Coil type 5281-6213	25
Coil type 6013	25
Coils	92-94
Coils suitable for Kärcher	93
Coils suitable for Mazzoni	94
Coils suitable for Portotecnica	94
Coils suitable for Sirio	92
Coils suitable for WAP	94
Coin box easywash365+ including control box	84, 470
Coin meter	469
Coin tester	471
Coin tester with light barrier	471
Coin tester with microswitch	471
COMET high pressure pumps	57
COMET motor pumps	57
Compact seals Kärcher	48
Comparison chart of metric, bsp and trapezoidal thread	122
Complete hose comprising connecting hose within ceiling boom and hose from boom to foam lance	437
Complete lances	269
Complete rolls	20
Compressed air module ST-163.1	352
Compressed air module ST-164	352
Compression fittings (bicone ring system)	102, 392
Compression pipe couplings	393
Condor / Fanal pressure switches	80
Cone shape nozzles LK . 500 bar *	195
Connecting hoses for high pressure gauges	78
Connecting hoses within ceiling boom 1 SN DN 8 black	436
Connecting rails	395-397
Connections for hobby half lances	236
Connections for spray guns with coupling KW	235
Connector	89
Connector Bürkert Solenoid valve	25
Connector for hp solenoid valves closed in off-position	79
Connector PG 9 pressure switches	80
Control box easywash365+	84, 470
Control cable	470
Control cable for coin box easywash365+ including control box	84
Counterplates ST14/20/30/40	401
Coupler plugs "universal"	13
Coupling and plug ST-246-6	121
Coupling and plug ST-246-8	121
Coupling for shaft 6 mm, fuel pumps drive pegs	88
Coupling for shaft 8 mm long, fuel pumps drive pegs	88
Coupling for shaft 8 mm short, fuel pumps drive pegs	88
Coupling KW for spray guns	235
Couplings "B"	120, 328
Couplings "universal"	13
Couplings 25KB	117
Couplings and plug ST-3100	120, 328, 481
Couplings and plug ST-45-250 KW	119
Couplings and plug ST-45-600	121, 379
Couplings CEJN 322 and plug	118
Couplings SP-20 250 bar and plug	118
Couplings with tail	12
Coupling-system ST-245	190
Cover Suttner float tank	28
Covers	426
Covers for wash brushes	33
C-Rail*	397, 395-396
Create your individual Suttner spray gun	233
Create your individual Suttner vented handle	234
Crevice tool holder	500
Crimp cartridges suitable for different hose models	173
Crimp nipples	169-172, 182
Crimp nipples premounted	171
Crimp nipples with pipe pieces	171
Crimp nipples with quick screw coupling	171
Crimp nipples with quick screw coupling for hose reels	171
Crimp nipples with swivel	171
Cross distribution fittings	101
D	
Danfoss	91
Danfoss (B)	91
Danfoss (H), fuel nozzles	91
Danfoss (S)fuel nozzles	91
Danfoss relay, burner flame controls	92
Danfoss solenoid coil	394
Danfoss solenoid coil for hp solenoid valves closed in off-position	79
Danfoss VDHT	394
Danfoss VDHT, High pressure solenoid valves closed in off-position	79
Delavan	91
Delavan (A)fuel nozzles	91
Delavan (B) fuel nozzles	91
Delavan (W) fuel nozzles	91
Descaling pumps and softening agents	26

Diaphragm fabric filter	523
Diaphragm pressure switches SW 27 pressure switches	80
Diffusor nozzles	353
Disinfection cold fog device ST-83.1	440
Disinfection cold fog device ST-83.1 / ST-83.2	364
Distribution fittings	101
Distributor connector block	25, 394
Double crimp nipples	170
Double nipples	97
Double nipples / connectors	102, 392
Double nipples CAT high pressure pumps	58
Double nipples with 60° cone	378
Drain jet extension	192
Driver for rotating nozzles	194
E	
easyclean365+ Gun	439
easyclean365+ microfibre cloth WA 1400	446
easyclean365+ microfibre cloth WA 600	446
easyclean365+ microfibre cloths	446
easyfarm365+	163, 209, 478-479
easyfarm365+ high pressure hose for the agriculture	154
easyfoam365+ bypass injectors ST-167	75, 348, 355
easyfoam365+ bypass injectors ST-167 without compressed air module	355
easyfoam365+ bypass injectors ST-168	357
easyfoam365+ bypass injectors ST-168 with compressed air module	357
easyfoam365+ foam and disinfectant units ST-164	359
easyfoam365+ foam injector ST-160.2	349
easyfoam365+ foam injector ST-160.3	349
easyfoam365+ Injector ST-162 panel mount version of ST-167/168	357
easyfoam365+ injector unit ST-160	347
easyfoam365+ injectors	348
easyfoam365+ injectors by Suttner	73-75, 347
easyfoamer ST-73.1 foam injector lances	361-362
easyfoamer ST-73.2 foam injector lances	362
easyprotect365+ protection for high pressure cleaning	386, 538
easyturn ST-9.4 – rotatable lances by Suttner	265
easyturn ST-9.7 – colored lances by Suttner	264
easywash365+ – ball bearing swivel ST-303	227, 415
easywash365+ twin lance holder	430
easywash365+ brush holder	302, 428
easywash365+ car wash ceiling booms	452-453, 455
easywash365+ car wash ceiling booms with suspension	454
easywash365+ car wash ceiling boom-Z	453-454
easywash365+ carwash lance holder	430
easywash365+ double ceiling booms	452
easywash365+ double ceiling booms with suspension	455
easywash365+ foam lances	341, 423
easywash365+ foam sets	342-343, 424-425
easywash365+ handles by Suttner	230, 418
easywash365+ holder	431
easywash365+ holder for Underbody Lance	432
easywash365+ lance holder	430
easywash365+ lance swivels ST-345 by Suttner	230, 418
easywash365+ lances by Suttner	263, 266-267, 419-420, 422
easywash365+ mat cleaner	431
easywash365+ mat cleaner in RAL colour	431
easywash365+ motorcycle ceiling booms	455
easywash365+ mounting plate	459
easywash365+ prewashing trolley	429
easywash365+ spray guns by Suttner	226, 414
easywash365+ spray guns with ball-bearing swivel by Suttner	227, 415
easywash365+ suction swivel arm	451
easywash365+ swivels	114, 465
easywash365+ vertical boom	451
easywash365+ wall and ceiling booms	459
easywash365+ wall boom counter plate	458
easywash365+ wall boom extension with ceiling boom	458
easywash365+ wash brushes - large areas are completely clean from now on!	299, 426
Egg-type Nozzles	197
Egg-type Radial-Nozzles	197
Elbow	98-99
Elbow swivel	381
Elbow swivels	408
Elbows	102, 392
Electric appliance adapter	499
Emerson 1536	82
Emerson 8654	82
EMS-57	469
EMS-81	469
EMS-82	469
End clamp	398
End clamps	396
End stop	398
Ergo Industry	441
Ergonomic hand brush	472
ES/B/P, Hago	91
Exchangeable nozzle inserts	353, 364, 440
Exchangeable nozzle inserts for easyfoam365+ injectors by Suttner	73
Extension	448
Extension nipples	99
Extension plate, optional	409
F	
Feet for pumps	54
Female thread (DKOL)	132
Female thread (DKR)	132
Female thread hose tails	22
Filter	365, 438
Filter chemical spray guns ST-510	18
Filter cloth with frame	523
Filter complete for pumps SP	87
Filter hose tail	22
Filter housings without cartridge filter	31
Fitting grease	52
Fittings for blufood®	333
Fixing straps hoses for high pressure gauges	78
FL-ABB 200	314, 450
Flange for burner motors	88
Flange for hollow shaft motor	83
Flange INTERPUMP	47
Flange with pump shaft 32 mm, burner motor	88
Flat jet lances	294
FL-DAR 200	317
FL-DAR 300	317
FL-EB 200	314, 450
Flexible couplings INTERPUMP	47
Flexible grout nozzles	498
Flexy	166
Flip-up face shields	385, 537
Float tanks	28
Float valves	29
Float valves plastic	29
Floor cleaner Floater 520	312
Floor cleaner heart shape	311
Floor cleaner Mosmatic	315, 450
Floor squeegees	473
Floor tools	499

Flow restrictor weeddevil®	318
Fluidics	91
Foam Chart	320
Foam gun	38, 363, 439
Foam head	366, 444
Foam head ST-75	337
Foam hoses	366, 444
Foam injector lances	363
Foam lance ST-3100	326
Foam lance with insulated grip	326
Foam lance, bended with insulated grip	326
Foam lances	326-327, 335-336
Foam Nozzle Polypropylene	326
foamblaster ST-76	338, 479
Foamer with pressure tank	366-367, 444-445
Food high pressure hoses per metre	162
Food hoses	152
Foodjet	163
Foodjet - food hose with textile meshwork	151, 334
Foodjet / foodjet 1500 - HP hose	21
Foodjet 1500 - food hose with textile meshwork	151, 334
Foodjet 1500 per metre	334
Foodjet per metre	334
For assembly on support	388
For tip nozzles	282
Frames for wash brushes	33, 426
Fuel filter	88
Fuel nozzles	91
Fuel nozzles manufacturer comparison chart	91
Fuel pumps Danfoss	87
Fuel pumps Delta	86
Fuel pumps drive pegs	88
Fuel pumps SP	87
Fuel pumps Suntec	86
Fuel solenoid valves	88
Furniture brush	497
Further information about high pressure nozzles	280-281
G	
Galvanator	164
Galvanator - food hose	152
Gears for pumps	47
Gloves	537
Glycerin filled pressure gauges	27
Grease ball	186
Grease for seals	126
greyflex – high pressure hose	155, 163
Grips	478, 481
Grout nozzles	498, 501
Gun exit connections	235
Gun extensions	237, 274
Gun extensions with handle	238, 275
Gymatic 3/B regulation valve	65
H	
H, Hago	91
H, Steinen	91
H/HF, Fluidics	91
H/HR, Danfoss	91
H253 INTERPUMP regulation valve	66
H284 INTERPUMP regulation valve	66
H450 INTERPUMP regulation valve	66
H560	384
H560 INTERPUMP regulation valve	66
HACCP – Colour Coding Concept	369
HACCP - lances ST-29	369
HACCP - spray gun kits ST-2300, ST-2600, ST-2700	369
Hago	91
Half hollow (1 gal = 3.785 litres), fuel nozzles	91
Half lance exit connections	236
Half-shell kits: Makeover of your gun	232
Hammer head screws	389
Hand squeegees	473
Hand wash brush	37, 471
Handles with water flow	36, 475
Handles without water flow	36, 475
Hawk high pressure pumps	59
Hawk repair kits	51
Heated high pressure hoses (before 2005)	437
Heated high pressure hoses 1 SN DN 8 black	437
Heated low pressure hoses	436-437
Heavy duty clamp	23, 333
High pressure ball valves	393
High pressure ball valves ST-3105	393
High pressure ceiling boom including high pressure hose for walls and ceiling	459
High pressure check valves ST-264	68
High Pressure Filter ST-33	72
High pressure gauges glycerine filled	78
High pressure hose for easywash365+ boom extension	458
High pressure hose reels	408, 410, 412
High pressure hose reels ST-71	411
High pressure hoses	157
High pressure hoses for hose reels	142-143
High pressure hoses for self-service washing bays	147, 436
High pressure hoses for special applications	153-155
High pressure hoses per metre	163-166
High pressure hoses per metre 1 ST	161
High pressure hoses per metre 1SN	158
High pressure hoses per metre 2 SC	160
High pressure hoses per metre 2 SC / 2 SN	159
High pressure hoses per metre 2 ST	161
High pressure hoses with smooth cover	129, 131, 133, 134,137-140
High pressure hoses with smooth cover - 500 bar	131, 180
High pressure hoses with wrapped cover	128, 130, 132, 134,136,138-139
High pressure hoses with wrapped cover and smooth cover	135
High pressure nozzles	278-279, 311, 313
High pressure pipes	389
High pressure quick couplings	117-118
High pressure solenoid valves closed in off-position	79, 394
High pressure spray guns	231
High pressure spray guns for self-service car wash	416-417
High pressure telescopic lances	271, 304
High-low wash brush	37, 471
HM 1000	377
HM 500	377
HM 700	377
HM INTERPUMP regulation valve	67
Hobby high pressure hoses	141
Holder for motorcycle helmets	431
Hollow	91
Hollow (1 gal = 3.785 litres), fuel nozzles	91
Hose adaptor	122-123
Hose assemblies	153
Hose bend restrictor	166-168
Hose bend restrictor - elastomer	167
Hose bend restrictor - elastomer, short	166
Hose bend restrictor - plastic	168
Hose bend restrictor - plastic / spiral	168

Index

Hose bend restrictor in wave design - showing your company logo!	168
Hose clamps	23, 72, 150, 333, 345
Hose connectors	13, 22, 122, 125, 378, 499
Hose couplings "universal"	13
Hose couplings "universal" - premium quality	13
Hose end clamps	396
Hose fittings pre-assembled	174
Hose flexy	231
Hose guide system . stainless steel V2A / AISI 304 . 28 x 30 mm profile	396
Hose guide system . zinc-plated steel . 28 x 30 mm profile	395-396
Hose guide system . zinc-plated steel . 32 x 30 mm Profil	397-398
Hose guides	401
Hose hanger plastic	398
Hose holder	175
Hose holder aluminium	23, 175
Hose holders	23
Hose press	175
Hose protection	168
Hose protection/shroud easyprotect365+	380
Hose reel trolley	21, 409
Hose scissors	21
Hose stopper	460
Hose stops	401
Hose tails	22
Hose trolleys	396, 461
Hose trolleys plastic	397
Hose trolleys plastic / galvanized steel	397
Hose with double wire braid - DIN standard	174
Hose with single wire braid - SAE 100	174
Hoses from ceiling boom to foam lance	437
Hoses with double wire braid and smooth cover	129, 131, 133-135, 137-140, 143
Hoses with double wire braid and wrapped cover	128, 130, 132, 134-136, 138-139, 142-143, 152
Hoses with double wire braid made out of zinc-plated steel and wrapped cover	152
Hoses with single wire braid and smooth cover	129, 131, 133-135, 137, 141-142
Hoses with single wire braid and wrapped cover	128, 130, 132, 135-136, 138-139, 142, 343, 425
Hoses with single wire braid and wrapped thick cover	128, 130, 132, 135-136
Hot water kit INTERPUMP	46
HP ball valves stainless steel	393
Hurricane	449
Hurricane Flip, 2 - in - 1 Mosmatic	449
Hurricane Mosmatic	449
Hydraulic motors Annovi Reverberi	54
hydroblade® Nozzle System	305
HYDRO-Excavation Nozzles	196
Hydro-Excavation-Nozzle ST-458	196
Hydro Mole	186
I	
Ignition cables	89
Ignition electrodes	90
Ignition transformers	89
Industry Line	441
Injector nozzles	353
Injectors ST-160	75, 347-348
Injectors ST-160 easyfoam365+	73
Injectors ST-160 with metering valve ST-161	74, 348
Injectors ST-166	73, 347
Injectors with compressed air module	359
Injectors without compressed air module	359
Inox automatic hose reels	402
Insulations for lances	238, 275
Insulations ST-9.9	238
Intake filter for chemicals	27
Intake manifold	350
Interior brush	472
INTERPUMP couplings and flanges	47
INTERPUMP high pressure pumps	43
INTERPUMP high pressure pumps for petrol engines	45
INTERPUMP high pressure pumps with built-in valve	44
INTERPUMP motor pumps	45
INTERPUMP regulation valves	66-67
INTERPUMP repair kits	46
INTERPUMP special high pressure pumps	44
IP adjustable throttle control	67
J	
Jetbreaker for ST-230-700 pressure regulating valve	70, 384
Jetter Valves	54, 192
K	
K1 INTERPUMP regulation valve	66
K5 INTERPUMP regulation valve	66
K7 INTERPUMP regulation valve	66
K9 INTERPUMP regulation valve	66
Keys for filter housings	31
Kit ST-85 Push & Pull	261
kommunal365+	223, 481-483
L	
Lance bender	272
Lance clips	287, 369
Lance holder	276, 324, 396
Lance holder for floor mounting	430
Lance holder for wall mounting	430
Lance holder with suspension	430
Lance holder, Mosmatic	430
Lance holder, two-piece	275
Lance Mosmatic	419
Lance with female thread	192
Lances	240-249, 478-479, 482-483
Lances with ergonomic swivel screw coupling	250-251, 376
Lances with female thread	335
Landis & Gyr relay, burner flame controls	92
LED-Controller	457
Level sensor LS809-51	29
Lip seals	235
Liquid gasketing	126
Locknut	101
Long cast foam head ST-75.2	338
Long Cast Nozzle	198
Long hand brush	472
Longcast lances	15, 268, 480, 487
Longcast nozzle	224-225
Low pressure guns	17
Low pressure hoses	20
Low pressure injectors pre-spraying kits	24
Low pressure pre-spraying unit	231, 432
Low pressure quick coupling ST-45	12
Low pressure valves	26
LS10	363
LS10 foam injector lances	363
LS3 foam injector lances	363
M	
M 28 E power-operated barrel cleaner with exhaust + CE	487
Male thread (AGR)	380
Male thread hose tails	22
Manhole cleaner TXS-2f	488

Index

Master Line	441
maxpressure ®	159
May & Christe with flange. Cable on side, ignition transformers	89
May & Christe with flange. Cable on top, ignition transformers	89
Membrane for pumps SP	87
Metering valves	25, 329, 346, 353
Metering valves for Suttner foam injectors	71
Metering valves ST-161	352
Metering valves ST-161 easyfoam365+	73
Metering valves Suttner chemical injectors	71
Micro Droplets Nozzle Holder	14, 338, 485
Milling Type Nozzles ST-49	187
Mini Line	441
Mini-nozzles for sewer cleaning	186
Monarch	91
Mosmatic car wash ceiling booms	456
Mosmatic car wash ceiling booms with LED	457
Mosmatic car wash ceiling boom-Z with insulated high pressure hose	456
Mosmatic car wash ceiling boom-Z with LED	457
Mosmatic Ceiling boom/ Wall boom extension	456
Mosmatic double ceiling booms with insulated high pressure hoses	456
Mosmatic double ceiling booms with LED	457
Mosmatic duct cleaner	488
Mosmatic flex-brush wand – no more washing without coin slot!	428
Mosmatic high RPM swivels DY-Series	116, 467
Mosmatic high RPM swivels DY-Series / WDRS	116, 468
Mosmatic manhole cleaner	488
Mosmatic quick screw swivel couplings	105
Mosmatic seal kits	116, 467
Mosmatic standard with LED	457
Mosmatic swivels DGE / DGEI	115, 466
Mosmatic swivels DGL	116, 467
Mosmatic swivels DGS / DGV /DGK	115, 466
Mosmatic swivels DGVI	115, 466
Mosmatic swivels WDG	114, 465
Motor allocation for vacuum motors	515-522
Motor control easywash365+	84, 470
Motor cover	514
Motor protection switches	82
Motor pump combinations	56
Motor pump combinations Annovi Reverberi	53
Motor pump combinations COMET high pressure pumps	57
Motor pumps series 198 Annovi Reverberi	53
Motor pumps series 228 Annovi Reverberi	53
Motor with hollow shaft	83
Motor with pump shaft 32 mm, burner motor	88
Motor with solid shaft	83
Motors with internal flexible joint RVJ Series	83
Mount base for flat iron	395
Mounting bracket	393
Mounting brackets	395-396
Mounting brackets for filter housings	31
Mud suckers	297
Multi brush	472
N	
Nail brushes	473
Nipple ST-245	190
Nipples	378
Nipples with cone, metric thread CEL	170
Nipples with cone, metric thread DKOL / DKOS	169
Nipples with cone, pipe thread DKR / AGR	169
Nipples, pipe thread RR	170
Nozzle filter VV	278
Nozzle filters	367, 445
Nozzle for coarse dirt	497
Nozzle Inserts	194
Nozzle inserts solid stream VS . 500 bar	195
Nozzle protector	272
Nozzle protector and nozzle holder	273-274, 282
Nozzle protector ST-11	326, 369
Nozzles	366-367, 444
Nozzles for longcast lances	15, 225, 480
Nozzles for Micro Droplets Nozzle Holder	14, 338, 485
Nozzles for sewer cleaning	382
Nozzles with centric hole	183
Nozzles without centric hole	183
NS/PL, Monarch	91
Nut	102, 392
Nut for nozzle	367, 445
O	
Oil seal kits INTERPUMP	46
Oil seal kits Kränzle	48
Oil seals Kärcher	48
Operating cylinder	353
O-ring for filter housings without cartridge filter	31
O-rings for valve plugs INTERPUMP	46
O-rings Kärcher	48
P	
Pad brown	473
Pad holder with swivel	473
Pad white	473
Parbacks Kränzle	48
PEKI without ball	29
Photocell Danfoss, burner flame controls	92
Pipe clamps	389
Pipe dusting nozzle	497
Pipe holder	388
Pipe pieces	102, 392
Pivotable nozzle holder	270
Plastic caps for rotating nozzles ST-357	285
Plastic caps for rotating nozzles ST-456	285
Plastic caps for rotating nozzles ST-458	285
Plastic filter housings without cartridge filter	31
Plastic hoses	173
Plastic hoses with single fabric braid	131, 141
Plastic hoses yellow	20
Plastic plugs for rotating nozzles ST-357	369
Plastic plugs for rotating nozzles ST-456	369
Plastic plugs for rotating nozzles ST-458	369
PLS/PLP, Monarch	91
Plugs	101, 351
Plugs 25SB	117
Polo-shirt	536
Positioner	455
powershield365+®	153, 164
PR 5 pressure switches	80
Premium COMET high pressure pumps	57
Pre-spraying kits	24
Pre-spraying pumps	523
Pressure gauges	27
Pressure regulating valve-set	345
Pressure regulator	353
Pressure switches	80
Pressure switches ST-7.1	80
Probe pocket PS1	82

Index

Probe with screw	82
Protection cap	378
Protective boots	386, 538
Protective gloves	432
Protective gloves in dispenser box	432
Protective work gloves Pro-Fit	537
Protector ST-10	478-481
Pump accessories	52, 59
Pump allocation according to flow rate	41
Pump allocation according to pressure	40
Pump BERTOLINI	59
Pump series 132 Annovi Reverberi	55
Pump series 178 Annovi Reverberi	55
Pump series 194 Annovi Reverberi	55
Pump series 228, type "JK" Car Wash	56
Pump series 228, type "RK" Annovi Reverberi	55
Pump unit with power take-off (p.t.o.) shaft gearbox	47
Pump/motor assignment	42, 56
Pumps Annovi Reverberi	54
Pumps UDOR	46
Pumps with hydraulic motor	54
Pumps with solenoid valve, Danfoss	87
Pumps with solenoid valve, Delta	86
Pumps with solenoid valve, SP	87
Pumps with solenoid valve, Suntec	86
Pumps without solenoid valve, Delta	86
Pumps without solenoid valve, SP	87
PUReClean365+® - 40 food hoses with automatic hose reel and ST-3225 - Food Special Set	332
PUReClean365+® - 40 food hoses with the professional flat ST-3225	331
PUReClean365+® - food hose	148-149, 330-331
PUReClean365+® 100 - food hose	21
PUReClean365+® 100 per metre	330
PUReClean365+® 40 - food hose	21
PUReClean365+® 40 per metre	330-331
PUReClean365+® 40 / PUReClean365+® 100	162
PUReClean365+® blue	332
PUReClean365+® green	332
PUReClean365+® red	332
PUReClean365+® yellow	332
Q	
Q, Steinen	91
QSC with hexagon centric nipple	110
Quick connect nozzle set by Suttner	296
Quick connect spray nozzles	295
Quick couplings suitable for Nito system	37, 474
Quick screw couplings	106-107, 110, 378, 380
Quick screw couplings ST-241	105
Quick screw couplings ST-740 and nipples ST-741	103, 379
Quick screw couplings suitable for system 2000	109
Quick screw couplings US	109
Quick screw couplings with internal o-ring	105
Quick screw couplings with long centric nipple	110
Quick screw for crimp nipples	172
Quick screw nipples	108
Quick screws	172
R	
R+M / Suttner team wear	536
R+M 1 / Bronze	166
R+M 300 chemical injectors	72
R+M 434	403
R+M 534	403
R+M 544	404
R+M 564	404
R+M booms with hose carrier	461
R+M booms with hose reel ST 14	460
R+M booms with pressure pipe	460
R+M car wash booms	460-461
R+M EcoLine No. ONE	213
R+M EcoLine with coarse thread	34
R+M filter water intake	30
R+M hoses	173
R+M service	407
R+M swivels	117, 381, 468
Radiator brush	497
Rapa BV 01 without cable	88
Rapa SV 04	394
Rapa SV 04, High pressure solenoid valves closed in off-position	79
Ravel motors	83
RB35 low pressure guns	17
RB65 low pressure guns	17
Reducing pieces	499
Reduction double nipples	96
Reduction extension nipples	99
Reduction nipple	123, 182, 381
Reduction nipples	97, 367, 445
Reduction sockets	96
Reference list manufacturer number to R+M number	75, 348
Regulation valves	63-65
Reinforced PVC hoses blue	20, 74, 354
Reinforced PVC hoses clear	20, 354
Reinforced PVC hoses yellow	20, 354
Relief valves / pressure regulation valves	69-70
Remote thermometers	82
Remote thermostats	82
Removable screw connections	103
Rep. Kit BKX INTERPUMP regulation valve	67
Rep. Kit VB85 regulation valve	64
Repair Kit ST-164	353
Repair kit ST-322	401
Repair kits Annovi Reverberi	53, 55
Repair kits Annovi Reverberi high pressure pumps	56
Repair kits BERTOLINI	59
Repair kits CAT high pressure pumps	58
Repair kits COMET high pressure pumps	57
Repair kits for CAT high pressure pumps	58
Repair kits for Suttner foam injectors	71
Repair kits Hawk	59
Repair kits injectors	345-346
Repair kits INTERPUMP high pressure pumps	43
Repair kits INTERPUMP high pressure pumps for petrol engines	45
Repair kits INTERPUMP high pressure pumps with built-in valve	44
Repair kits INTERPUMP regulation valve	67
Repair kits relief valves / pressure regulation valves	69
Repair kits ST-1200	16
Repair kits ST-230 pressure regulating valve	70
Repair kits ST-261 for Suttner regulation valve	61
Repair kits ST-280 Suttner regulation valve	62
Repair kits ST-291 Suttner regulation valve	62
Repair kits suitable for high pressure pumps, Hawk	51
Repair kits suitable for Kärcher high pressure pumps	49-50
Repair kits suitable for Kränzle	48
Repair kits suitable for Speck high pressure pumps	52
Repair kits suitable for WAP	48
Repair kits Suttner chemical injectors	71
Repair kits UDOR	46
Replacement hoses	455, 459

Replacement scraper	474
Replacement spring	455
Retaining	126
Return valves	351
Re-usable screw nipples	174
Re-usable screw nipples with metric thread	174
Re-usable screw nipples, BSP thread	174
RG1 INTERPUMP regulation valve	67
Rim brush for trucks / busses	37, 471
Rim brushes	472
Ring for suction marking	352
RL22	231
Roof cleaner DR-520 Mosmatic	315
Root rat	186
Rotating brushes	301
Rotating nozzle adaptor	191
Rotating nozzles	292
Rotating nozzles RH . 1,000 bar	195, 382
Rotating nozzles RT . 1,000 bar	195, 382
Rotating nozzles ST-49.1 without centric hole	184
Rotating nozzles with drivers	194
Rotating socket	448
Rotor arms Mosmatic	317
Rubber hoses black low pressure	20
Rubber hoses grey	20
Rubber pads INTERPUMP	47
Rubber protected ball valves	335
Rubber suction pipe	497
Rubber tool sleeve	494
S	
S 250 relief valves / pressure regulation valves	69
S/SF, Fluidics	91
S/SR, Danfoss	91
S/ST, Steinen	91
S3	384
S3 relief valves / pressure regulation valves	69
Safety goggles with adjustable strap	385, 537
Safety goggles with temples	385, 537
Safety spectacles	385, 537
Safety spectacles, safety goggles and face shields	385, 533
Sandblast head ST-55 with regulator	303
Sandblast kits	302-303
Screen housings	31
Screw cartridges	174
Screw clamps / fixing material	389
Screw fittings for blufood®	174, 333
Screw fittings for PUReClean365+®	149, 174, 331
Seal	367, 379, 445, 514
Seal for quick screw couplings US	109
Seal kit for operating cylinder	353
Seal kit PEKI	29
Seal kit ST-44	172
Seal kits	416, 481
Seal kits CAT high pressure pumps	58
Seal kits crimp nipples	172
Seal kits for Kärcher high pressure pumps	49-50
Seal kits INTERPUMP	46
Seal kits Speck	52
Seal kits ST-3600	219, 221, 370, 372
Seal kits ST-740	219, 370
Seals for quick screw couplings	107
Seals for quick screw couplings ST-740 and nipples ST-741	103
Seals ST-44	104
Seamless per metre	389
Self-service air dryer Mosmatic	448
Self-service lances	266, 302, 419
Sewer cleaning hose assemblies	178-181
Sewer cleaning hose assemblies with mini-nozzle	180
Sewer cleaning nozzles	195, 382
Short hand brush	472
Shoulder support ST-3900	224
Shoulder supports	222-223, 373, 481
Shovels	474
Shower head	14
Simple assembly	388
Single seals suitable for Kärcher	48
Sleeve	501
Sleeve kit Kärcher	48
Sleeve kits INTERPUMP	46
Sleeve kits Kränzle	48
Sleeves for windscreen wipers	432
Sliding Balls Superball / Suttner	166
Small plough jet nozzle	191
Snowbrooms	474
Socket CAT high pressure pumps	58
Socket for Kärcher high pressure pumps	49-50
Socket Speck	52
Sockets	96
Socle Danfoss / Landis & Gyr, burner flame controls	92
Softening agents	26
Softshell-jacket	536
Solenoid valves Bürkert normally closed NC	25
Solid	91
Solid (1 gal = 3.785 litres), fuel nozzles	91
SoST 14 / SoST 20	400
Spare coils Rapa	88
Spare parts Danfoss fuel pumps, Danfoss	87
Spare parts flow switches ST-7	77
Spare parts flow switches Suttner	77
Spare parts for pressure switches	80
Spare parts Industry Line	441
Spare parts nozzle head	327
Spare parts ST-3100	327
Spare parts Suntec and Delta fuel pumps	86
Spare pressing jaws	175
Spare washer	12
Special gloves	386, 538
Special oil	46
SPECK star	231
Spiral line hoses	20
Splash guard	270, 327
Spray gun with infinitely variable jet adjustment	14
Spray gun with seven jet adjustments	14
Spray guns	14
Spray hoses	366, 444
Spray nozzles	14
Spray width depending on spray angle and distance	281
Sprayer	441-443
Sprayer with pressure tank	366-367, 444
Spraying protection flap	471
SR relief valves / pressure regulation valves	69
SS, Hago	91
ST / SoST	401, 408
ST 14 / ST 20 / ST 30 / ST 40	399
ST-002 ultra high pressure lances	374
ST-1100	211, 228
ST-1100 weep	228, 416

Index

ST-1100 without trigger	228, 416
ST-1200 spray guns	16
ST-15 descaling softening pumps	26
ST-1500	212
ST-1500 freeze stop	229, 417
ST-1500 weep	229, 417
ST-1500 without trigger	229, 417
ST-1500C	229
ST-154	374
ST-160 wall mount	347
ST-160 wall mount for ST-160+161 and 166	73
ST-175 Foam & Clean	258, 339
ST-2000	223
ST-230 Pressure regulating valve	70
ST-2300	202, 204, 206-207
ST-2300 freeze stop	228, 416
ST-2300 weep	228, 416
ST-230-700 Pressure regulating valve	70
ST-2315	208
ST-2320	223
ST-245 Coupling / wear cone ST-245	190
ST-247 coupling system	124-125
ST-247 couplings	124
ST-250 regulation valve	63
ST-2600	203, 205-206, 208
ST-2600 freeze stop	228
ST-2600 weep	228
ST-2605	208
ST-261 Suttner regulation valve for panel mounting	60
ST-261 Suttner regulation valve for panel mounting with pressure switch	60
ST-261 Suttner regulation valve with chemical injector	60
ST-261 Suttner regulation valve with pressure switch	60
ST-261 Suttner regulation valve with pressure switch four core	60
ST-261 Suttner regulation valve with pressure switch three-core	60
ST-261 Suttner regulation valve without chemical injector	60
ST-2615	208
ST-2620	217, 323
ST-2635 Industrial	209, 485
ST-2700	216, 322
ST-2700 KW	215, 322
ST-2715	216, 322
ST-2720	216-217, 322-323
ST-2720 with coupling ST-3100	217, 323
ST-2725	217, 323
ST-2725 with coupling ST-3100	217, 323
ST-2750	222-223, 372-373
ST-2750 - the lightweight among the 500 bar spray guns	222-223, 372-373
ST-280 Suttner regulation valve	62
ST-29 Cool & Compact with splash guard	327
ST-291 Suttner regulation valve	62
ST-291 Suttner regulation valve with switch	62
ST-300 swivel	212-213, 223, 229
ST-300 swivels	111, 417, 462
ST-301 swivel - easywash365+	226
ST-301 swivels	111, 229, 341, 414, 416, 423, 462
ST-310 swivels	111, 462
ST-3100	218, 324
ST-311 swivel	209, 485
ST-311 swivels	112, 463
ST-3225 / PUReClean365+ 40 blue	331
ST-3225 / PUReClean365+ 40 green	331
ST-3225 / PUReClean365+ 40 red	331
ST-3225 / PUReClean365+ 40 yellow	331
ST-3225 HP	215, 325
ST-3225 LP	215, 325
ST-3240	224
ST-33 high Pressure Filter	182, 285
ST-33 water intake filter	30
ST-330 swivel nozzle holder	270
ST-3300	218, 324
ST-340	218, 324
ST-340 swivel	209, 216, 223
ST-340 swivels	112, 322, 463, 478, 481
ST-345 lance swivel	205
ST-345 swivels	112, 463
ST-35 intake filter for water	27
ST-350 swivel	112, 222, 373, 381, 463
ST-3500 high-flow spray guns	224, 484
ST-351 swivels	112, 219, 370, 381, 463
ST-357.1	283, 285
ST-3600	219-221, 370, 372
ST-3600 with lance	371
ST-4000 steam gun weep version with lance	214
ST-4000 steam gun with lance	19
ST-4000 steam guns with lance	214
ST-456	284
ST-458.1	283-285, 484
ST-49 Ball type nozzle, 20°	189
ST-49 Ball type nozzle, 30°	188
ST-49 nozzles for sewer cleaning	185-186
ST-49.1 with centric hole	184
ST-49.2 Rotating nozzles	193
ST-49.2 VIBRA Rotating nozzles	193
ST-5 flow switche ST-5 "High-Flow" 210 bar	76
ST-5 flow switches 350 bar	76
ST-505 flow switches 600 bar	76, 383
ST-52.1 Variopress	235
ST-540 foot valves	182, 231, 381
ST-550 foot valves	231, 317, 381
ST-559 Suttner rotating nozzles with carbide insert	284, 376
ST-6 flow switches	77
ST-60 Suttner chemical injectors	71
ST-60.1	346
ST-60.1 Suttner foam injector with quick screw coupling	71
ST-60.1 Suttner foam injectors	71
ST-60.1 Suttner foam injectorswith coupling	71
ST-601 linear freeze stop	229, 417
ST-601 linear standard	229, 417
ST-601 linear weep	229, 417
ST-62 Suttner chemical injectors	71
ST-66 with check valve	25, 329
ST-66 without check valve	25, 329
ST-7 flow switches	77
ST-71 hose reel with sewer cleaning hose	182
ST-71 hose reels with sewer cleaning hose assembly	411
ST-72 foam lances with air injector	336
ST-72.1 foam lances with air injector	336
ST-74 foam lances with air injector	326
ST-8 with ball	29
ST-810	210
ST-810 low pressure gun	17
ST-82 e25 / 21 power-operated barrel cleaner CE	487
ST-82 h16/120 self rotating tank cleaner	486
ST-82 h16/40 self rotating tank cleaner	486
ST-83 adapter for canisters	364, 440
ST-83 cold fog hand tool accessories	364, 440
ST-83 window bracket	440
ST-83.1 window bracket	364

Index

ST-85 Push & Pull lances	259-260, 478, 482
ST-860 low pressure gun	17, 210
ST-860D steam gun	19, 214
ST-860D steam gun with lance	19, 214
ST-97 floor cleaner	314
Stainless steel filter housings	31
Standard	393
Standard CAT high pressure pumps	58
Standard COMET high pressure pumps	57
Standard INTERPUMP high pressure pumps	43
Standard INTERPUMP motor pumps	45
Standard stainless steel	393
Steinen (H), fuel nozzles	91
Steinen (S/ST), fuel nozzles	91
Steinen, fuel nozzles	91
Sting extension	192
STK	410
STKI	408
STKI mini	410
Stop nuts	393
Straight screw connectors	102, 392
Straight screw connectors (bicone ring system, heavy duty series)	378
Suction filter ST-31	74
Suction sets with suction filter ST-35	27
Suction swivel arm easywash365+	500
Superball	153
Superball-Sliding Balls	153
Superglue	126
Superpads	523
Support pipe holder	388
Surface and underbody cleaner Hurricane Flip, 2 - in - 1 Mosmatic	315
Surface cleaner Aqua Pro with integrades water recovery system, Mosmatic	316
Surface cleaner FL-AHY 520 Mosmatic	315
Surface cleaner FL-SAR 300 Mosmatic	315
Surface cleaner TD 300 BASIC	308
Surface cleaner TD 410 BASIC	308
Surface cleaner TD 410 INDUSTRIAL	309-310
Surface cleaner TD 410 INDUSTRIAL with suction system	310
Surface cleaner TD 520 BASIC	308
Surface cleaner TD 520 INDUSTRIAL	310
Surface cleaner TD 750 INDUSTRIAL	311
SURFACE CLEANER wall & floor cleaner	314
Surface cleaner with air recovery system and integrated gum remover, Mosmatic	316, 450
Surface cleaner with recovery system for steam generator, Mosmatic	317
Surfer wall & floor cleaner	314
Suttner 500 bar ultra high pressure guns	221, 372
Suttner 600 bar ultra high pressure guns	219-220, 370-371
Suttner barrel cleaner	487
Suttner chemical injectors	71
Suttner chemical suction sets	72, 345
Suttner float tank	28
Suttner flow switches	76-77, 383
Suttner foam guns	215, 217-218, 323-235
Suttner foam injectors	71, 345-346
Suttner high pressure quick couplings ST-246	121
Suttner high pressure quick couplings ST-3100	120, 328, 481
Suttner high pressure quick couplings ST-45-250 KW	119
Suttner high pressure spray guns	200-212, 223-224, 229, 485
Suttner high pressure spray guns for self-service car wash	228
Suttner intake filter & suction sets	27
Suttner low pressure guns	16-17
Suttner mini rotating nozzles for sewer cleaning ST-49.3	184
Suttner nozzles for sewer cleaning ST-49	183
Suttner nozzles for sewer cleaning ST-49.3	382
Suttner quick screw swivel couplings ST-44	104
Suttner regulation valves	62
Suttner regulation valves ST-261	60-61
Suttner rotating nozzles for sewer cleaning ST-49.1	184
Suttner rotating nozzles in 4 colours	369
Suttner rotating nozzles in different colours	285
Suttner rotating nozzles ST-458.1 with ceramic insert	484
Suttner rotating nozzles with ceramic insert	283-284, 286-291
Suttner rotating nozzles without plastic cap	285
Suttner spray guns	215-216, 322
Suttner steam guns	19, 214
Suttner swivels	111-112, 462-463
Suttner swivels ST-320	113, 464
Suttner swivels ST-322	113, 464
Suttner tank cleaner	486
Suttner ultra high pressure lances	261-262, 374-375, 484
Suttner ultra high pressure quick couplings ST-45-600	121, 379
Sweat-shirt	536
Swivel connectors	101
Swivels for easywash365+ ceiling booms	455
Swivels running in ball bearings - easywash365+	227
Swivels ST-322	401, 405, 411
T	
Tank sleeve	493
T-connections	100
Team jacket 3 in 1 with softshell inner jacket	536
Technical specifications	175
Telescopic lances and wash brushes	34, 298
Telescopic lances with coarse thread	34
Tension screws INTERPUMP	46
Thermal relief valves	68
Thermometer weeddevil®	318
Thread seal tape	126
Threadlocking	126
Threadsealing	126
Threadsealing/threadlocking R+M	126
Throttle control	67
TIMAX INTERPUMP regulation valve	67
Time hour meter	82
Tip cleaner	192, 279
Tip nozzle	279
Titan	442
Token	471
Tool sleeve PVC	494
Towing-Eye Kit ST-49	192
TR20 adapter	283
TR20 adapters lances	125
TR22 adapters (old : new)	125
Triple nozzle	329
Trolley	354, 409
T-shirt	536
turbodevil - agriculture cleaner Big Wheel	309
turbodevil – BASIC	308
turbodevil – INDUSTRIAL	309
turbodevil - our new turbodevil floor cleaner series	308-310
turbofoam365+ lances by Suttner	344, 421
Twin and adjustable nozzle holder	269
Twin assembly	388
Twin hose trolleys	396
Twin lances	252-257
Two component inlet	351
Type 6013 without connector	25
Type 6213 without connector	25

Index

Type B 18 Gears for petrol engines	47
Type EGVD-R-WD, cone 24°	390-391
Type ELVD, cone 24°	390-391
Type EWVD, cone 24°	390-391
Type G, cone 24°	390-391
Type GAI, cone 24°	390-391
Type GE, cone 24°	390-391
Type M 261 Gears for p. t. o. shafts	47
Type of hazard according to DIN EN 1717 (DIN 1988-4)	26
Type OKN	82
Type REDV, cone 24°	390-391
Type RS 500 Gears for petrol engines	47
Type T, cone 24°	390-391
Type W, cone 24°	390-391
Type WIMEX	82
TYR 2f	488
TYR 2s	488
U	
UDOR high pressure pumps	46
UL 250 regulation valve	63
UL 250 regulation valve for panel mounting	63
U-lances	243
Ultra high pressure ball valves	382
Ultra high pressure couplings 500 bar	378
Ultra High Pressure Filter	72, 351
Ultra high pressure hoses	156, 164, 380
Ultra high pressure lances	220-222, 371-373
Ultra high pressure lances ST-3600 - 600 bar	375, 484
Ultra high pressure regulation valves	384
Ultra high pressure relief valves	384
Ultra high pressure swivels	381
Ultra high pressure twin lances	261-262, 374
Undamped pressure gauges	27
Underbody lance ST-97.1	449
Universal bracket	276, 293
Universal hose guide ST-71	412
Universal with solenoid valve. Left/right, Suntec	86
Upholstery suction nozzle	497
Upholstery tools	523
U-rings Kärcher	48
V	
Vacuum bags	524-533
Vacuum cups	432
Vacuum filter	523
Vacuum hoses	493
Vacuum hoses assembled	492
Vacuum hoses oil-resistant	500
Vacuum motor cable	514
Vacuum motors	510-514
Vacuum tubes	494-498
Valve	417
Valve "easystart"	67
Valve complete	373
Valve complete ST-2300	416
Valve lock	347
Valve lock for easyfoam365+ injectors by Suttner	73
Valve plugs INTERPUMP	46
Valves CAT high pressure pumps	58
Valves complete	322, 417
Valves complete - easywash365+	341, 414-415, 423
Valves for Kärcher high pressure pumps	49-50
Valves INTERPUMP	46
Valves Speck	52
Valves with connections	393
Valves with spindle	25
Vario nozzles and triple nozzles	292-293
VB26 regulation valve	64
VB350 regulation valve	65
VB53/500 regulation valve	64
VB56 regulation valve	63
VB60/600	384
VB60/600 regulation valve	65
VB7 regulation valve	63
VB75 regulation valve	64
VB80 regulation valve	64
VB80/150 regulation valve	64
VB85 regulation valve	64
VB9 regulation valve	63
Vented handles ST-9	238
Version "B" INTERPUMP high pressure pumps	43
Version "BV" INTERPUMP high pressure pumps with built-in valve	44
Version "C" INTERPUMP high pressure pumps for petrol engines	45
Version "CV" INTERPUMP high pressure pumps for petrol engines	45
Version "V" INTERPUMP high pressure pumps with built-in valve	44
Version "VHT" INTERPUMP special high pressure pumps	44
VHT INTERPUMP special high pressure pumps	44
Vibrationdamper	59
Visor	385, 537
Vorwerk lances & wash brushes	35, 300, 427
Vorwerk wash brushes	35, 427
VRT100/190 regulation valve	64
VS 240 relief valves / pressure regulation valves	69
VS 500 relief valves / pressure regulation valves	69, 384
W	
W, Delavan	91
Wall & floor cleaner	314
Wall boom extension with ceiling boom	458
Wall bracket for injectors	354
Wall bracket for pumps	59
Wall bracket for wall cleaner turbodevil WW 301	313
Wall brackets	23, 405
Wall brackets for canisters	347, 354
Wall cleaner	270, 304, 313
Wall cleaner Mosmatic	314
Wall mount	217, 323, 236
Wall mount base	395, 397
Wall mount for protective gloves	432
Wall mounts	455, 474
Wall swivel brackets	405
Wall swivel brackets ST 14 / ST 20	401
Wall swivel brackets ST 30 / ST 40	401
Wall swivel brackets ST 40	401
Wash brush swivelling	37, 471
Wash brush with cover	33, 426
Wash brushes	33, 299-300, 426-427, 471
wash brushes easywash365+ - large areas are completely clean from now on!	33
Wash brushes for large surfaces	37
Wash brushes with coarse thread	34
Wash brushes with water flow	37, 471
Wash brushes without water flow	472-473
Water filter 3"	30
Water inlet quick couplings "universal"	13
Water intake filters	30
Water reduction stainless steel	329
Water tank for wall mounting	394

Water tank for wall mounting, 60 liters	28
weeddevil ® – Our new device for weed control	489
weeddevil ® – weed killer	490
weeddevil® – Our new device for weed control	318
Wheel rim cleaner with PA inner hose	437
Wheel scrubber	429
Wheel scrubber WHEELBLASTER PRO	429
Window brushes and accessories	473-474
Windscreen scraper	474
Windscreen scraper with telescopic handle	474
With contact probe and adjustable knob	82
Workshop broom	473
Wrench SW 27	125
WW 160	313
WW 301	313
Y	
Y-water intake filter	30
Z	
Zeromatic 93 regulation valve	65







